



*2021*

# MEDIA GUIDE



# SAINTS

## 2021 SCHEDULE

PRESEASON			
SATURDAY	AUGUST 14	AT BALTIMORE	6 PM
MONDAY	AUGUST 23	JACKSONVILLE	7 PM
SATURDAY	AUGUST 28	ARIZONA	7 PM
REGULAR SEASON			
SUNDAY	SEPTEMBER 12	GREEN BAY	3:25 PM
SUNDAY	SEPTEMBER 19	AT CAROLINA	12 PM
SUNDAY	SEPTEMBER 26	AT NEW ENGLAND	12 PM
SUNDAY	OCTOBER 3	NEW YORK (NFC)	12 PM
SUNDAY	OCTOBER 10	AT WASHINGTON	12 PM
BYE WEEK			
MONDAY	OCTOBER 25	AT SEATTLE	7:15 PM
SUNDAY	OCTOBER 31	TAMPA BAY	3:25 PM
SUNDAY	NOVEMBER 7	ATLANTA	12 PM
SUNDAY	NOVEMBER 14	AT TENNESSEE	12 PM
SUNDAY	NOVEMBER 21	AT PHILADELPHIA	12 PM
THURSDAY	NOVEMBER 25	BUFFALO	7:20 PM
THURSDAY	DECEMBER 2	DALLAS	7:20 PM
SUNDAY	DECEMBER 12	AT NEW YORK (AFC)	12 PM
SUNDAY	DECEMBER 19	AT TAMPA BAY	7:20 PM
MONDAY	DECEMBER 27	MIAMI	7:15 PM
SUNDAY	JANUARY 2	CAROLINA	12 PM
SUNDAY	JANUARY 9	AT ATLANTA	12 PM
HOME GAMES IN GOLD 🌿 ALL TIMES CENTRAL 🌿 NEWORLEANS SAINTS.COM 🌿 @SAINTS			

THANK YOU TO OUR 2021 PATRON SAINTS PARTNERS



ON LOCATION



# Touching lives. Powering the future.

At Entergy, the communities we serve are the communities we call home. That's why we stay active and involved – because we know our responsibility reaches beyond the power grid. So, we invest in education and industry, while developing new solutions to power tomorrow. As a community, our successes fuel each other. We're all on a circuit. And together, we power life.

[entergy.com](http://entergy.com)



A message from Entergy Corporation ©2019 Entergy Services, LLC. All Rights Reserved.



# TABLE OF CONTENTS

Staff Directory .....	3-4
Community Affairs .....	5-6
Youth Programs .....	7

## ADMINISTRATIVE LEADERSHIP 304-310

## OWNER ..... 8-22

Benson New Orleans Saints Timeline..	9-15
Owner Gayle Benson .....	16-19
President Dennis Lauscha .....	20-22

## FOOTBALL ..... 23-303

Exec. VP/GM Mickey Loomis .....	24-25
Head Coach Sean Payton .....	26-36
Assistant Coaches .....	37-75
Players .....	76-233
2021 Draft Picks .....	234-245
Undrafted/First-Year .....	246-261
Alphabetical Roster .....	262-263
Numerical Roster .....	264-265
How The Saints Were Built .....	266
2020 NFL Season In Review .....	268
2020 Final Statistics .....	269-72
2020 Game-By-Game Saints .....	273
2020 Game-By-Game Opponents .....	274
2020 Game-By-Game Starters .....	275
2020 Turnover Table .....	276
2020 Participation Report .....	277-278
2020 Team Superlatives .....	279
2020 Individual Superlatives .....	280
2020-21 Transactions Log .....	281-283
Football Operations Staff .....	284-303

## RECORDS ..... 311-354

Career Leaders .....	312-315
Yearly Leaders .....	316-326
Individual Records .....	327-336
Team Records .....	337-342
Two-Team Records .....	343
Consecutive Records .....	344
Big Games .....	345-349
Last Time .....	350-351
Individual Playoff Records .....	352-353
Team Playoff Records .....	354

## HISTORY ..... 355-507

Saints Timeline .....	356-368
Season Results .....	369-387
Year-by-Year Results .....	388-389
Series Records .....	390-396
Attendance Figures .....	397-398
Preseason Results .....	399-402
Preseason Records .....	402
Year-By-Year Statistics .....	403-455
Playoff Game Summaries .....	456-467
All-Time Roster .....	468-484
Pro Football Hall of Fame .....	485-488
NFL Honors .....	489-497
NFL Draft History .....	498-506
Saints In Prime Time .....	507

## 2021 NEW ORLEANS SAINTS MEDIA GUIDE

The media guide includes a compilation of information that has been gathered and preserved by members of the team's previous communications departments. Many Thanks to everyone who has helped prepare and preserve this information.

The 2021 Saints media guide was written and edited by the Saints communications staff

Executive Editor: Greg Bensel  
Editor: Justin Macione  
Editorial Assistance: Evan Meyers, Doug Miller, Davis Friend  
Photography: Michael C. Hebert  
Cover, Design and Layout: Chad Vincent

All information current as of July 29, 2021.  
©Copyright, 2021. New Orleans Saints.





# STAFF DIRECTORY

## NEW ORLEANS SAINTS

Ochsner Sports Performance Center • 5800 Airline Drive, Metairie, LA 70003

**Telephone:** (504) 733-0255 • **Ticket Office:** (504) 731-1700

**Website:** NewOrleansSaints.com • **Colors:** Old Gold, Black, and White

**Conference:** National Football Conference (South Division)

## EXECUTIVE

Gayle Benson..... Owner  
Melissa Manwaring..... Sr. Exec. Asst. to the Owner  
Melissa Hoang..... Exec. Personal Asst. to the Owner  
Charles Vedros..... Personal Asst. to the Owner

## FOOTBALL OPERATIONS

Mickey Loomis..... Exec. Vice President/General Manager  
Khari Harley..... Vice President of Football Administration  
Derek Stamnos..... Director of Operations  
Debbie Gallagher..... Exec. Asst. to EVP/General Manager

## PLAYER PERSONNEL

Jeff Ireland..... VP/Asst. Gen. Manager - College Personnel  
Michael Parenton..... Director of Pro Personnel  
Ryan Powell..... Pro Scout  
Justin Matthews..... Pro Scout  
Cody Rager..... Assistant College Scouting Director  
Mike Baugh..... National Scout  
Terry Wooden..... National Scout  
Scott Campbell..... Senior College Scouting Analyst  
Mike DiJulio..... Area Scout  
Jon Sandusky..... Area Scout  
Casey Talley..... Area Scout  
Joey Vitt Jr..... Area Scout  
Paul Zimmer..... Area Scout  
C.J. Leak..... Area Scout  
Matt Phillips..... Combine Scout  
Ryan Herman..... Football Research & Strategy  
Will Martinez..... Scouting Coordinator  
Ben Autin..... Football IT  
Isaiah Macklin..... Scouting Assistant  
Harry Piper..... Scouting Assistant  
Tosan Eyetsemitan..... Football Administration Associate

## COACHING

Sean Payton..... Head Coach  
Dennis Allen..... Defensive Coordinator  
Charles Byrd..... Asst. Strength & Conditioning  
Pete Carmichael..... Offensive Coordinator  
Jim Chaney..... Offensive Analyst  
Ronald Curry..... Quarterbacks  
Dan Dalrymple..... Head Strength & Conditioning  
Declan Doyle..... Offensive Asst.  
Peter Giunta..... Sr. Defensive Asst.  
Michael Hodges..... Linebackers  
Curtis Johnson..... Sr. Offensive Asst./Wide Receivers  
Ryan Nielsen..... Asst. Head Coach/Defensive Line  
Brendan Nugent..... Offensive Line  
Kevin Petry..... Asst. to the Head Coach/Offensive Asst.  
Kris Richard..... Secondary  
Darren Rizzi..... Special Teams Coordinator  
Cory Robinson..... Assistant Secondary  
Dan Roushar..... Run Game Coord./Tight Ends  
Zach Strief..... Assistant Offensive Line  
Joel Thomas..... Running Backs  
Jordan Traylor..... Defensive Asst.  
Rob Wenning..... Asst. Strength & Conditioning  
D.J. Williams..... Offensive Asst.  
Brian Young..... Pass Rush Specialist

## EQUIPMENT

John Baumgartner..... Equipment Manager  
Corey Gaudet..... Asst. Equipment Manager  
Joel Gastright..... Equipment Asst.  
Richard Killian..... Equipment Asst.

## COMMUNICATIONS

Greg Bensele..... Sr. VP of Communications & Broadcasting  
Shaneika Dabney-Henderson..... Vice President of Production  
Doug Miller..... Exec. Director of Football Communications  
Doug Tatum..... Vice President, Digital Media  
James Crosbie..... Director of Production  
Justin Macione..... Director of Football Communications  
Alex Restrepo..... Director of Social Media  
Beth Blackburn..... Manager of Digital Platforms  
Evan Meyers..... Football Comm./Legends & Alumni Manager  
Layne Murdoch Jr..... Video/Still Photo Manager  
Davis Friend..... Football Communications Associate  
John DeShazier..... Sr. Writer/Digital Media Contributor  
Todd Graffagnini..... Digital Media Contributor  
J.D. Carrere..... Sr. Content Manager  
Ashley Amoss..... Videographer/Editor  
Brendan Hassett..... Videographer/Editor  
Jon Mahody..... Videographer/Editor  
Brianna Latino..... Senior Production Manager  
Isaiah Robinson..... Videographer/Editor  
Shota Hashimoto..... Motion Graphics Manager  
Seth Lewis..... Motion Graphics Coordinator  
Ryan Micklin..... Production Assistant  
Andy Weilbacher..... Digital Developer  
McKell Favrot..... Social Media Manager  
Leslie Gamboni..... Social Media Coordinator  
Sam Shannon..... Corporate Communications Manager  
Maleah Pearson..... Social Media Associate  
Tatiana Lubanko..... Social Media Associate  
Dan Simmons..... Alumni/Legends Development Coordinator  
Michael C. Hebert..... Director of Photography  
Josh Richardson..... Gameday Producer

## PLAYER ENGAGEMENT

Fred McAfee..... Vice President/Player Engagement  
Danny Lawless..... Director of Security

## ATHLETIC TRAINING

Ben Stollberg..... Director of Sports Medicine  
Shone Gipson..... Head Athletic Trainer  
Jonathan Gress..... Director of Rehabilitation  
Kevin Mangum..... Asst. Athletic Trainer  
Erik Arve..... Asst. Athletic Trainer  
Bobby Feaback..... Asst. Athletic Trainer  
Jamie Meeks..... Director of Sports Nutrition

## MEDICAL STAFF

Dr. John Amoss..... Team Physician  
Dr. Karim Majier..... Team Orthopedist  
Dr. W. Stephen Choate..... Team Physician

## VIDEO

Dave Desposito..... Video Director  
Joe Alley..... Asst. Video Director  
Tim Youngblood..... Video Asst.  
Chris McNeice..... Video Asst.

OWNER

FOOTBALL

ADMINISTRATION

RECORDS

HISTORY

# STAFF DIRECTORY

## ADMINISTRATION

Dennis Lauscha ..... President  
Jeanne Brown ..... Exec. Asst. to the President

## MARKETING & BUSINESS DEVELOPMENT

Ben Hales ..... Sr. Vice President/Chief Operating Officer  
Jen Martindale ..... Vice President of Brand Strategy  
Stephen Pate ..... Vice President of Government Relations  
and Business Operations  
Ian Tigchelaar Sr. Director of Business/Marketing Operations  
Sara Anderson ..... Entertainment Teams Manager  
Julie Borsch ..... Director, Community Relations  
Elicia Broussard Sheridan Director, Youth Programs &  
Social Unification  
Katie Krajcer ..... Manager, Initiatives  
Marsha' Washington ..... Fan Engagement Manager  
Mel Barry ..... Marketing Manager  
Jason Lapouble ..... Manager, Community Affairs  
Austin Pasco ..... Manager, Youth Programs  
Keith Claverie ..... Assistant Marketing Manager  
Mariana Jerez ..... Special Events Manager  
Chad Vincent ..... Sr. Graphics Designer  
Kyle Campbell ..... Director of Game Experience  
Marlon Clarke ..... Game Experience Manager  
Hailey Williams ..... Game Experience Coordinator  
Dan Askin ..... Director, Digital Marketing  
Destinie Tucker ..... Email/Digital Marketing Specialist  
Josh Harris ..... Operations Manager  
Megan Bourg ..... Operations Coordinator  
Adam Fournier ..... Youth Programs Coordinator  
Morgan Parmer ..... Fan Engagement Coordinator  
Janeicia Neely ..... Youth Programs Associate  
Courtney Kennedy ..... Operations Associate

## SALES

Michael Stanfield ..... Sr. Vice President of Sales  
Bryan Ross ..... Vice President, Ticket Sales, Service & Operations  
Matt Webb ..... Vice President, Corporate Partnerships  
Matt Dixon ..... Senior Director of Premium Sales & Service  
Kevin Ferguson ..... Sr. Premium Acct. Manager  
Brian Bean ..... Manager of Season Ticket Sales  
Zac Cooper ..... Senior Manager of Inside Sales  
Nick Batista ..... Manager of Premium & Suite Sales  
Sydney Labiche ..... Premium Service Coordinator  
Molly Threeton ..... Premium Service Coordinator  
Amanda Jewell ..... Premium Seating Acct. Exec.  
Kevin Samborski ..... Premium Seating Acct. Exec.  
Jordan Tornabene ..... Premium Seating Acct. Exec.  
Alex Schulte ..... Sr. Director of Partnership Sales & Strategy  
Chase Atkinson ..... Director of Partnership & Media Sales  
Kelly Batista ..... Director of Partnership Marketing  
Jenna Romig Parenton ..... Director of Partnership Marketing  
Erica Bernadas ..... Sr. Manager Partnership Sales  
Johnny Pizzo ..... Corporate Sales Sr. Acct. Exec.  
Victoria Leahy ..... Corporate Partnership Sales  
Taylor Mahan ..... Partnership Sales Acct. Exec.  
Chase Langdon ..... Partnership Strategy Manager  
Karen Luciano ..... Partnership Marketing Senior Manager  
Virginia Pace ..... Partnership Marketing Manager  
Eavan Roark ..... Partnership Marketing Manager  
Megan Carroll ..... Partnership Marketing Manager  
Taylor Johnson ..... Partnership Marketing Manager  
Courtney Boyd ..... Partnership Marketing Coordinator  
Jesse Thomas ..... Partnership Marketing Coordinator  
Quinton Washington ..... Partnership Marketing Coordinator  
Blair Positerry ..... Partnership Strategy Designer  
Blake Simon ..... Sr. Director of Ticket Service & Operations  
Anthony Parilla ..... Sr. Manager of Sales & Retention  
Courtney Gros ..... Sr. Sales & Retention Acct. Exec.  
Stephanie Johnson ..... Sr. Sales & Retention Acct. Exec.

Gena Boudreaux ..... Manager of Season Ticket Service  
Rashii Givens ..... Sales & Retention Acct. Exec.  
Blake Leonard ..... Sales & Retention Acct. Exec.  
Roger Perryman ..... Sales & Retention Acct. Exec.  
Jordan Thomas ..... Sales & Retention Acct. Exec.  
Charlene Brown ..... Receptionist  
Joe Chavis ..... Ticket Operations & Parking Services Manager  
Jonathan Pick ..... Ticket Operations Coordinator  
Kristy Pugliese ..... Ticket Operations Coordinator  
Angela Leon ..... Ticket Administration Manager  
Chris Guidry ..... Dir. of Group Sales & Season Ticket Retent.  
Denton Hunter ..... Sr. Group Sales Acct. Exec.  
Jesse Nantz ..... Sr. Group Sales Acct. Exec.  
Chris Harpster ..... Sr. Group Sales Acct. Exec.  
DeAngelo Norris ..... Sr. Group Sales Acct. Exec.  
Stephen Hetro ..... Ticket Operations Manager  
Carrie Albright ..... Season Ticket Acct. Exec.  
Andrew Boylan ..... Season Ticket Acct. Exec.  
David Stern ..... Season Ticket Acct. Exec.  
Jim Pollino ..... Season Ticket Acct. Exec.  
Rachel Coblentz ..... Season Ticket Services Exec.  
Joshua Daniels ..... Season Ticket Services Exec.

## FINANCE & ACCOUNTING

Ed Lang ..... Senior Vice President/CFO  
David Chaix ..... Vice President, Team Accounting  
Patrice Gunter ..... Vice President, Controller  
Mallory Vedros ..... Assistant Controller  
Jay Romig ..... Executive Director, Administration  
John Berfect ..... Mail Clerk

## LEGAL

Vicky Neumeyer ..... Sr. Vice President/General Counsel  
Matthew Sharpe ..... Staff Attorney

## BUSINESS INTELLIGENCE

Ben Wang ..... Executive Director of Business Intelligence  
Kate McCabe ..... Business Intelligence Director  
Stephen Neal ..... Business Intelligence Manager  
Sarah Seitz ..... Senior Business Intelligence Analyst Data Operations

## HUMAN RESOURCES

Pat McKinney ..... Vice President of Human Resources  
Mary Vinet ..... Benefits Manager

## INFORMATION TECHNOLOGY

Jeff Huffman ..... Senior Director of IT Security & Administration  
Jody Barbier ..... Senior Director, IT Operations  
Chris Chapital ..... Computer and Info/ Systems Mgr.  
Brock Orrett ..... IT Support Analyst  
Troy Beard ..... IT Support Specialist  
Travis Thomas ..... Network Administrator

## FACILITIES

Terry Ashburn ..... Facilities Director  
Wade Vicknair ..... Assistant Facilities Manager  
Corey Rogers ..... Grounds Superintendent  
Gordon Duplessis ..... Facilities Assistant  
Cody Vicknair ..... Facilities Assistant  
Jimmy Fullerton ..... Groundskeeper

OWNER

FOOTBALL

ADMINISTRATION

RECORDS

HISTORY



## SAINTS IN THE COMMUNITY

The Saints Community Affairs Department is committed to supporting the charitable efforts of the club's ownership, players, coaches and staff throughout the Gulf South. This dedication to charitable causes and individuals in need was a defining trait of Tom Benson's 33-year tenure as the franchise's Owner and now that legacy carries on under the leadership of Gayle Benson. As a philanthropic force in the community, the club is committed to exercising its core beliefs and basic expectations of every member of the Saints organization, defined by its participation in initiatives that will have a positive and lasting impact in our community.

## RESPONDING TO THE COMMUNITY IN TIMES OF CRISES

The relationship between the Saints and its fans is unique in the world of sports. The team has been the recipient of unqualified support from the community since its inception and welcomes the opportunity to give back – particularly in times of crisis. Donating and raising money as well as providing extensive organizational support following Hurricanes Katrina, Rita and Harvey, the 2010 Gulf Coast Oil Spill and widespread flooding and tornadoes that affected the region in 2016, the club now faces the challenge of supporting the community during the COVID-19 pandemic.



Right at the start of the institution of stay-at-home orders in 2020, Mrs. Benson made a donation of \$1 million to create the Gayle Benson Community Assistance Fund. With the assistance of the Greater New Orleans Foundation, further funds have been raised and they donated to those in the community facing hardship due to residual impact of COVID-19, especially those in the service industries.

In addition to reacting to real-time issues such as natural disasters and the COVID-19 pandemic, the Saints also will continue its commitment to prioritize efforts that build awareness of and support for issues challenging the Gulf South by working to safeguard and promote our wetlands and energy production, as they are critical to our nation's future economic vitality.

## SPECIAL ATTENTION TO YOUTH & EDUCATION

The New Orleans Saints organization believes in the future of the Gulf South, and understands our community's children are our greatest resource and hope for a



## COMMUNITY AFFAIRS

stronger region. Our Community Affairs and Youth Programs Departments conduct and assist in events and initiatives focusing on the development and education of our children.

Throughout the year, Saints players, Legends, and staff visit schools and various community centers to stress the importance of education, physical fitness, nutrition, leadership development, character building and time management. The club partners with a variety of organizations including (but not limited to) Boys & Girls Clubs, Special Olympics, Boy and Girl Scouts, United Way, NFL YET Center, Kingsley House, Teach for America, Youth Empowerment Project, and NORD.

### SUPPORT AND IMPACT FOR THE ENTIRE COMMUNITY

While supporting youth and education is a daily focus of the club, significant resources are dedicated to enrich the lives of individuals in other areas of need. For the past five years, the Saints 50/50 Charity Raffle's season total jackpot has risen to nearly \$1 million, allowing the organization to assist thousands of people across the Gulf South region through the works of benefitting charities. Local and non-profit organizations have received proceeds garnered via fundraisers such the Saints 5K Kickoff Run, which has raised over \$500,000. Saints ownership, executives and staff members serve on numerous community organization boards and partner with those entities to assist or co-develop appropriate programs with a plethora of organizations including (but not limited to) CADA of Greater New Orleans, American

Heart Association, Second Harvest Food Bank, City Park of New Orleans, Saintsgiving at Dryades YMCA, Toys for Tots, Young Leadership Council, Rebuilding Together New Orleans, American Red Cross, Make-A-Wish, Volunteers of America, United Negro College Fund and Bridge House. Each year, millions of dollars are given back to the community by the Saints through the donation of cash, goods and services, media and sponsorship.

Whether through financial support, in-kind donations, charitable appearances or just lending a helping hand, the New Orleans Saints are there to reciprocate the support the club has received from its community for 55 years.

### SOCIAL JUSTICE EFFORTS

The Saints have taken an active role in supporting programming events and advocacy efforts to promote social justice since 2018. Saints Ownership, staff and players have worked towards multiple legislative changes, support of the local public defender's office, as well as supporting programs that empower those impacted by incarceration to successfully re-enter the community. In 2020, backed by Mrs. Benson and the Saints/Pelicans Social Justice Leadership Alliance, Saints players, coaches and staff focused on a campaign called "#SayHerName" to raise awareness around the current state of African American women, uplifting them and supporting their work.



# YOUTH PROGRAMS



The New Orleans Saints Youth Programs Department maintains an active presence in the community throughout the year, bringing National Football League excitement to children who may not have the opportunity to experience the thrill of a Saints football game in person. The Saints reach thousands of children through programs such as the Saints Play Football Experience Camps, Gatorade Junior Training Camps, the Saints Experience, the United Way Community Patrol Camps and the High School 7-on-7 Regional Tournament. The club is also highly involved with all of the NFL's youth football initiatives such as PLAY60, NFL FLAG, and PLAY FOOTBALL MONTH celebrations.

The Saints have continued to champion smarter and safer play for young athletes in partnership with USA FOOTBALL through the Heads Up Football program by hosting Player Safety Clinics, Player/Parent Camps and forums to further educate coaches, parents and players. Across the Gulf Coast, the Saints continue to fully fund Heads Up Football's enrollment fees for every high school in Alabama, Louisiana and Mississippi.

The Saints sponsor the Louisiana High School Athletic Association and are working closely with the LHSAA to implement the InSideOut Initiative in Louisiana. This initiative is supported by the NFL Foundation and seeks to transform the current win-at-all-costs culture, where the value is defined by the win-loss record, to a culture that defines and promotes sports as a human growth experience that focuses on the intentional development of educational, social and emotional well-being of each student-athlete.

The club also honors area high school coaches through the Saints NFL High School Coach of the Week program, which provides \$1,000 to each coach's respective football programs. In addition, the Saints collaborate with corporate partners to conduct life skills presentations to high schools throughout the city. Topics such as education, work ethic, leadership, and character as well as post-graduation career opportunities are discussed.

The Youth Programs Department is influential in helping to secure thousands of dollars through the NFL Foundation via the Player Matching, Team and Grassroots Grants. Funding received from these grants are distributed to youth and high school football organizations and support field projects throughout the region. The Saints Youth Task Force meets to address issues facing today's youth football programs. These efforts positively impact the growth and direction of football for youngsters in the community.

OWNER

FOOTBALL

ADMINISTRATION

RECORDS

HISTORY

# OWNER





# TIMELINE

Since Tom Benson purchased the Saints in 1985, the franchise was quickly transformed. Combining his passion for building a championship team with commitment to being a business leader and community citizen, the Saints reached the playoffs for the first time two seasons later. After marrying Gayle Benson in 2004, Mr. and Mrs. Benson continued to work to build a championship franchise on and off the field, culminating with the Saints capturing Super Bowl XLIV. With Mr. Benson's passing in 2018, Mrs. Benson has upheld the high standards for the franchise that her late husband set, providing the resources and guidance to allow the organization to reach new heights.

**May 31, 1985**

Tom Benson purchases New Orleans Saints from John Mecom Jr.

**Jan. 14, 1986**

Jim Finks is hired by Benson as President/General Manager.

**Jan. 28, 1986**

Jim Mora is hired as Head Coach.

**Dec. 27, 1987**

With a 33-24 win over Green Bay, the Saints close out the regular season at 12-3, the franchise's first winning record and would go on to play in their first playoff game the following week.

**Jan. 3, 1988**

Saints play in their first playoff contest vs. Minnesota before 68,127 fans in the Superdome.

**March 23, 1989**

Tom Benson is named as chairman of the NFL's finance committee, the league's most influential committee. Benson would serve three terms before stepping down in 2013.

**Dec. 22, 1991**

In a 27-3 win at the Phoenix Cardinals, the Saints win their first division title in franchise history with an 11-5 record as the defense allowed 211 points, the fewest allowed in the NFL. Pat Swilling is named *Associated Press* NFL Defensive Player of the Year following a season where he had a club-record 17 sacks.



**OWNER**

**FOOTBALL**

**ADMINISTRATION**


**RECORDS**

**HISTORY**

# BENSON NEW ORLEANS SAINTS TIMELINE

**Dec. 26, 1992**

The Saints close out a 12-4 regular season, where they gave up a league-low and club-record 202 points, also leading the NFL with 57 sacks, while surrendering only 15, the first time since 1977 a club led the league in both categories. All four starting linebackers, Rickey Jackson, Vaughan Johnson, Sam Mills and Swilling are among six Saints selected to the Pro Bowl.



**April 25, 1993**

Saints draft eventual NFL Hall of Famer William Roaf in the first round with the eighth overall pick, following a deal to bring the eighth pick and a fourth round selection in exchange for Swilling.

**April 15, 1996**

A state-of-the-art training facility is opened in Metairie, housing the entire Saints organization for the first time in club history, which would later be expanded with an indoor facility and is now called the Ochsner Sports Performance Center.

**Dec. 30, 2000**

After winning the NFC West with a 10-6 record, the Saints record the franchise's first playoff win with a 31-28 victory over the St. Louis Rams at the Superdome.

**May 13, 2002**

Mickey Loomis is promoted to General Manager.

**Oct. 29, 2004**

Tom Benson marries the former Gayle Marie LaJaunie.

**Sept. 8, 2005**

The New Orleans Saints Hurricane Katrina Relief Fund is launched, which would eventually distribute over \$1 million dollars to benefit causes in the Gulf South.

**Jan. 18, 2006**

Sean Payton is hired as Head Coach.

**March 14, 2006**

QB Drew Brees agrees to a five-year contract.

**Sept. 25, 2006**

In the team's return to the Superdome following Hurricane Katrina, the Saints defeat the Atlanta Falcons 23-3 before a nationally televised audience.

**Jan. 13, 2007**


The Saints defeat the Philadelphia Eagles 27-24 in the NFC Divisional Playoff round and advance to the Conference Championship for the first time.

**Oct. 26, 2008**

The Saints played their first ever regular season game outside of the United States, defeating San Diego 37-32 at London's historical Wembley Stadium.

# BENSON NEW ORLEANS SAINTS TIMELINE

<b>Jan. 6, 2009</b>	Brees is named the AP 2008 NFL Offensive Player of the Year after he passed for 5,069 yards, 15 short of the NFL record at the time, while also tying for the league lead with 34 touchdown passes.
<b>April 30, 2009</b>	Mr. Benson negotiates a lease extension with the State of Louisiana and the Saints long-term, which resulted in extensive renovations to the Superdome, the construction of Champions Square outside the stadium and the purchase of an adjacent office building renamed Benson Tower, which was put back into service at full occupancy to help revitalize the city's Central Business District.
<b>May 19, 2009</b>	Led by Mr. Benson, the City of New Orleans is awarded Super Bowl XLVII, the fifth Super Bowl he would land for his hometown during his ownership tenure.
<b>Dec. 13, 2009</b>	After their 26-23 win at Atlanta, the victory is the 13th of the year for 13-0 New Orleans, establishing a new club record.
<b>Jan. 24, 2010</b>	With a 31-28 overtime win over the Minnesota Vikings in the NFC Championship, the Saints capture the first conference championship victory in team history.
<b>Feb. 6, 2010</b>	Jackson becomes the first Saints player to spend the majority of his career with the club to be voted to the Pro Football Hall of Fame. Jackson would be presented by Mr. Benson for induction at the ceremony in Canton, Ohio on August 7.
<b>Feb. 7, 2010</b>	Saints win Super Bowl XLIV, defeating the Indianapolis Colts 34-17 in South Florida. Brees was named the game's MVP after throwing three touchdown passes. The game attracted an average audience of 106.5 million U.S. viewers, making it the most watched Super Bowl at that time.
<b>June 24, 2010</b>	In the wake of a catastrophic oil spill in the Gulf of Mexico, Mr. Benson and the Saints establish the Saints Gulf Coast Renewal Fund, which distributes over \$1.5 million to local charities.



OWNER

FOOTBALL

ADMINISTRATION

RECORDS

HISTORY



## BENSON NEW ORLEANS SAINTS TIMELINE

**Aug. 9, 2010**

The Super Bowl Champion Saints visit the White House.

**Jan. 8, 2011**

The Saints close their 2010 season with a Wild Card playoff loss at Seattle, although New Orleans qualified for the postseason in consecutive seasons for the first time since the 1990-92 campaigns.

**Jan. 1, 2012**

Following a 45-17 win over divisional rival Carolina in the 2011 regular season finale, the Saints finish 13-3 for the second time in three seasons, winning the NFC South and set the NFL single-season record with 7,474 total net yards. Brees passes for 5,476 yards, an NFL record at the time and would be named the *AP* NFL Offensive Player of the Year for the second time.

**Feb. 4, 2012**

Roaf voted to the Pro Football Hall of Fame.

**May 20, 2012**

Dennis Lauscha is promoted by Mr. Benson to Team President.

**June 15, 2012**

Mr. Benson purchases the New Orleans Hornets NBA franchise, which he would rename and rebrand the New Orleans Pelicans in 2013.

**Nov. 10, 2013**

Jackson, Archie Manning and Roaf are the first three inductees into club's Ring of Honor on a Sunday evening when the team defeated the Dallas Cowboys 49-17 with the club setting an NFL record with 40 first downs and setting a club record with 625 total net yards.

**Dec. 29, 2013**

After a one-year absence from postseason play, the Saints clinch their fourth playoff berth in five years with a 42-17 win over Tampa Bay in the Superdome.

**Jan. 4, 2014**

Saints win NFC Wild Card Playoff at Philadelphia, 26-24 for franchise's first road playoff win.

**Sept. 2, 2014**

A statue of Mr. Benson holding the Lombardi Trophy after the team's Super Bowl XLIV win makes its debut in Champions Square following a ceremonial unveiling before Mr. and Mrs. Benson, Saints executives and local dignitaries.

**Dec. 21, 2015**

During halftime of New Orleans' game against the Detroit Lions, Morten Andersen was inducted as the fourth member of the Saints Ring of Honor. He is the Saints' all-time leading scorer with 1,318 points, was selected to the Pro Bowl six times in Black and Gold and was the NFL's all-time leading scorer from 2006-18.

**Feb. 4, 2017**

Andersen is voted to the Pro Football Hall of Fame.

OWNER

FOOTBALL

ADMINISTRATION

RECORDS

HISTORY

# BENSON NEW ORLEANS SAINTS TIMELINE

**Aug. 3, 2017**

A completely renovated Tom Benson Hall of Fame Stadium is dedicated at the Pro Football Hall of Fame in Canton, Ohio, with a statue of Mr. Benson in the end zone plaza unveiled that overlooks the field. Mr. Benson donated \$10 million to the stadium renovation project and another \$1 million towards the construction of a planned retirement facility on the Hall's grounds for retired NFL players.

**Nov. 3, 2017**

Tom Benson Way, the street located outside the Ochsner Sports Performance Center, is dedicated in Mr. Benson's honor.

**Dec. 24, 2017**

The Saints, played in front of 73,188 fans on Christmas Eve as they topped the Atlanta Falcons 23-13 to record their 11th win of the season, securing a return to the playoffs for the first time since 2013. New Orleans's regular season home attendance of 585,113 set a franchise record.

**Jan. 7, 2018**

The Saints defeat the Carolina Panthers in the NFC Wild Card Playoff, 31-26.

**Jan. 28, 2018**

Seven Saints participated in the Pro Bowl in Orlando, Fla. Payton and his staff coached the NFC squad.

**Feb. 3, 2018**

Alvin Kamara finished his dazzling rookie campaign with a club-best 1,544 total yards from scrimmage and 14 touchdowns, as he and Marshon Lattimore, who led National Football League rookies with five interceptions would be the first duo on the same club to capture AP NFL Offensive and Defensive Rookie of the Year in the same season since 1967.

**March 15, 2018**

Mr. Benson passes away at the age of 90 following a career in business and professional sports that spanned over 70 years. Mrs. Benson becomes Owner of the Saints, Pelicans and his business enterprises.



**OWNER**


**FOOTBALL**

**ADMINISTRATION**

**RECORDS**

**HISTORY**

**Sept. 9, 2018**



During halftime of New Orleans' opener vs. Tampa Bay, Mr. Benson is inducted posthumously as the fifth member of the Saints Ring of Honor.

**Sept. 23, 2018**

In a 43-37 overtime win at Atlanta, Brees moves past Brett Favre to become the NFL's all-time completions leader.

**Oct. 8, 2018**

In a 43-19 Monday Night Football win over Washington, Brees moves past Peyton Manning to become the NFL's all-time passing yardage leader.



**Nov. 22, 2018**

In a 31-17 win over Atlanta on Thanksgiving night at the Superdome, New Orleans wins its tenth consecutive game, giving the Saints the second-longest winning streak in franchise history.

**Jan. 20, 2019**

Mrs. Benson finishes her first season as Owner with the Saints finishing the regular season with 13 wins, tying the 2009 and 2011 teams for the most victories in team history. New Orleans's 13-3 record earned them back-to-back division titles for the first time in franchise history as they advanced to the NFC Championship for the first time since the 2009 campaign. Eight Saints were named to the NFC Pro Bowl squad.

**Dec. 16, 2019**

In a 34-7 win over Indianapolis on Monday Night Football, capping a weekend that featured a reunion of the Super Bowl XLIV squad, Brees set an NFL record for completion percentage in a contest, completing 29-of-30 throws (96.7%) became the NFL's all-time touchdown pass leader at the time with his 540th career scoring throw.



# BENSON NEW ORLEANS SAINTS TIMELINE

**Dec. 29, 2019**

Saints finish with a 13-3 record for the second consecutive season, capturing their third consecutive NFC South title and playoff appearance. Individually, a club-record six Saints were selected to the *Associated Press* All-Pro team: LB Demario Davis, DB J.T. Gray (special teams), WR/RS Deonte Harris (punt returner), DE Cameron Jordan, RT Ryan Ramczyk and WR Michael Thomas. A team-record 11 Saints were named to the Pro Bowl. Thomas captured AP NFL Offensive Player of the Year with a recordbreaking season. In his fourth campaign, he captured his second straight NFL receiving title, totaling a league-record 149 receptions for a team-record 1,725 yards and nine touchdowns.

**March 16, 2020**

Mrs. Benson formed the Gayle Benson Community Assistance Fund, starting with a personal \$1 million donation in response to the COVID-19 pandemic. In addition to her donation, a significant amount of additional money has been raised through her encouragement and the commitment of the local business community, with the donations being disbursed through the Greater New Orleans Foundation to local businesses and individuals affected.

**Dec. 25, 2020**

In a 52-33 Christmas Day win over the Minnesota Vikings, New Orleans clinches the NFC South for the fourth consecutive season and four consecutive playoff berths for the first time in franchise history. In the contest, Kamara rushes for six touchdowns, tying a longstanding NFL record for both rushing touchdowns and total touchdowns (six). Individually, three Saints were selected to the *Associated Press* All-Pro team: LB Demario Davis, Kamara and RT Ryan Ramczyk and five were selected to the Pro Bowl. Following a season that ended in the second round of the playoffs, QB Drew Brees announced his retirement, 15 years to the day he agreed to join the Saints in 2006. Brees ends his playing career as the NFL's all-time leader in completions (7,142) and passing yardage, leading New Orleans to nine playoff appearances, seven division titles and the Super Bowl XLIV championship over a 15-year period.

**July, 2021**

Mrs. Benson and the Saints announce a 20-year agreement with Caesars Entertainment to rename the club's renovated stadium the Caesars Superdome.

OWNER

FOOTBALL

ADMINISTRATION

RECORDS

HISTORY



## GAYLE BENSON

OWNER

Gayle Benson provides leadership for the New Orleans Saints and New Orleans Pelicans as Owner, succeeding her husband, Tom Benson, who passed away on March 15, 2018, after serving as the Owner of the Saints since 1985 and the Pelicans franchise since 2012. The New Orleans native is an accomplished business professional and philanthropist with strong ties to the local community and who is dedicated to contributing to the growth and enhancement of the Gulf South region.

Mr. and Mrs. Benson worked together to build championship-level NFL and NBA organizations, housed in state-of-the-art facilities at the Ochsner Sports Performance Center, Caesars Superdome (formerly Mercedes-Benz Superdome) and Smoothie King Center, while making a positive impact in the community away from the football field and basketball court as well.

With the Saints franchise under the guidance of Mr. and Mrs. Benson, the team has reached new heights since 2006, when they entrusted Executive-Vice President/General Manager Mickey Loomis and newly-hired Head Coach Sean Payton to set the direction for the organization. Since those moves, the franchise has reached its highest point of success, posting a 159-98 record from 2006-20, featuring nine playoff berths, seven division titles, three NFC Championship appearances and the Super Bowl XLIV title. Off-the-field, the Caesars Superdome (formerly Mercedes-Benz Superdome) is currently undergoing a multiple-phase enhancement, in addition to periodic renovations at the Ochsner Sports Performance Center to retain its status as one of the most cutting edge practice facilities in the NFL. Off-the-field, the Caesars Superdome's (formerly Mercedes-Benz Superdome) been sold out on a season ticket basis for every campaign since 2006, with a waiting list of over 73,000 and 155 consecutive sellouts through the 2020 season. The NFL's League Observation Program and third party Expert Review Audits of all 32 teams has resulted in the Saints being ranked with the highest overall score for Fan Gameday Satisfaction from 2017-19 and with the highest-overall score for Safety and Security, Overall Arrival Communication and Mobile Ticketing in 2020, a season when the club was quickly challenged to think out of the box with the safety of its fans, staff and players of tantamount importance. The club has also positioned itself as a leader in the community, assisting with the recovery from several natural disasters as well as the COVID-19 pandemic, while also working to enhance the region as a whole.

In Mrs. Benson's first three seasons of ownership, New Orleans has posted three consecutive NFC South division titles, reaching the NFC Championship game in the 2018 campaign. No team has matched their 20 road victories since 2018. Their 40 wins (regular season and postseason combined) rank second in the NFL during the three-season period. Twelve Saints have received a total of 24 Pro Bowl selections and eight players over the past three seasons have received *Associated Press* All-Pro honors. Over his final three seasons prior to his retirement in March, Drew Brees became the league's all-time leader in completions and passing yardage.

Following in the footsteps of her late husband, who played a significant role in the city of New Orleans hosting five Super Bowls during his ownership and wielded extensive influence and respect among owners with a 25-year tenure as Chairman of the Finance Committee, Mrs. Benson has become instrumental with her influence and leadership in league issues, serving on the Audit, Business Ventures and Hall of Fame Committees and Social Justice Working Group. She helped the city land Super Bowl LIX to be played in February, 2025, which will mark the 11th time that Louisiana and the Crescent City will serve as a host, tying with Miami for the most Super Bowls by a host city. The economic impact of Super Bowl XLVII, played in 2013, which Mr. Benson successfully campaigned for, was \$480 million, not to mention the exposure and charitable contributions the NFL makes during Super Bowl week that extends for generations. Mrs. Benson is committed to continuing to bring Super Bowls to New Orleans.

Immediately upon Mr. and Mrs. Benson's purchase of the former Hornets franchise from the NBA in 2012, construction began on a state-of-the-art basketball practice facility to house the entire organization together and the franchise would also be rebranded as the Pelicans. Through agreements with the State of Louisiana upon the purchase of the Pelicans, the Smoothie King Center has undergone a complete renovation since the 2012 purchase, featuring a new center-hung HD scoreboard, which debuted in 2015, along with several additional fan upgrades. Through this commitment, NBA All-Star Weekend was awarded to New Orleans in 2014 and 2017, making the city one of just seven current NBA markets to host the mid-season event at least three times. Active in league affairs, Mrs. Benson, serves as a member of the NBA's Labor Relations Committee and was named to the NBA Foundation Board of Directors in 2020. On the court, she oversaw a significant overhaul of the Pelicans organization in 2019 when she hired Executive Vice President of Basketball Operations David Griffin and committed to significant upgrades to the Ochsner Sports Performance Center's basketball facilities. Through the support of these organizational improvements by Mrs. Benson, combined with New Orleans winning the NBA Draft Lottery and selecting the 2018-19 AP College Player of the Year in Duke forward Zion Williamson with the first overall pick, the 2019 acquisition/2020 re-signing of forward Brandon Ingram, a 2020 NBA All-Star and winner of the league's Most Improved Player award and the recent hiring of Head Coach Willie Green, the Pelicans have established a solid foundation for the future.

Community investment and giving back have been hallmarks of Mr. and Mrs. Benson's ownership of the Saints and Pelicans. This tradition continues under Mrs. Benson's stewardship, sharing her late husband's vision and passion for helping others. She has further enriched the New Orleans community through her support to causes in the health and wellness, cancer care, education, arts and faith-based sectors.

As dedicated corporate citizens, the Saints and Pelicans annually put millions of dollars back into the community in financial support, in-kind donations, charitable appearances and donations of goods and services. Mrs. Benson's philanthropic leadership has been recognized far and wide since becoming Owner.

Mrs. Benson has always quickly responded and taken action to conditions that affect the local community adversely. At the beginning of the COVID-19 pandemic, she personally donated \$1 million to create the Gayle Benson Community Assistance Fund, partnering with the Greater New Orleans Foundation, which has helped local organizations and

individuals in need with donations and distribution of both monies and goods and will now be an asset in their recovery. In June, 2020, utilizing the platform of the Saints and Pelicans to harness the unifying power of sport to advance race relations across both the Gulf South and the country, she formed the Social Justice Leadership Alliance. The alliance, with key front office executives and players from both franchises in leadership positions, advocates for issues of change in minority communities.

In 2014, Mrs. Benson was honored by the New Orleans Council for Community and Justice with its Weiss Award, recognizing achievement for exceptional civic and humanitarian contributions. In 2015, the couple were honored by the regional chapter of the Anti-Defamation League with the A.I. Botnick Torch of Liberty Award. In 2018, she and Mr. Benson (posthumously) were honored by two of the city's leading higher education institutions. They received a Dermot McGlinchey Lifetime Achievement Award from Tulane University, honoring those who have demonstrated service, volunteer involvement and commitment to Tulane and their hometown communities and were inducted into the University of New Orleans' Hall of Distinction.

In 2019, Mrs. Benson received several important honors. She was honored by Xavier University of Louisiana with the Sister Maris Stella "Women of Faith" Award and was recognized by the UNCF with the group's MASKED Award, for her support of educational opportunities for all. Mrs. Benson was honored by the Allstate Sugar Bowl Chapter of the National Football Foundation/College Football Hall of Fame with its Distinguished American Award. The National World War II Museum selected her as an American Spirit Medallion recipient. The Greater New Orleans Foundation honored Mrs. Benson with the organization's Spark Plug Award, given to an individual whose philanthropy in the greater New Orleans community has been exemplary.

In June, Mrs. Benson was presented by the University of Holy Cross with its Spes Unica Award. It is the educational institution's highest honor, based on her support of the university's mission to educate both the mind and heart.

In addition to serving on the boards of several local educational institutions and the New Orleans Museum of Art, Mrs. Benson also is a member of the Audubon Commission, which oversees the Audubon Nature Institute.

Mrs. Benson has been a longtime trusted and valued member of the local Catholic community, reflecting her deep faith. She's worked tirelessly with the Archdiocese of New Orleans' Catholic Charities organization and its umbrella agencies that feature almost 50 programs and three affiliated ministries that deliver health and human services to the poor and vulnerable in the eight parishes which the Archdiocese serves, as well as food and nutrition services statewide. Mrs. Benson's worked closely with St. Louis Cathedral's Rite of Christian Initiation for Adults (RCIA) program. Her support of the Catholic Church has been recognized numerous times. In 2002, she received the Medal of the Order of St. Louis Award for dedication to the Catholic Church. In 2010, she became an Honorary Oblate of Mary Immaculate and in recognition of longstanding support of Catholic education, Mr. and Mrs. Benson received the St. Elizabeth Ann Seton Award from the National Catholic Educational Association. In 2012, Mr. and Mrs. Benson received from Pope Benedict XVI the Pro Ecclesia et Pontifice award-for outstanding service to the Church and the Pontiff, the highest Papal award granted to a lay person. She holds a leadership role after being inducted as Dame Commander with Star in the Equestrian Order of the Holy Sepulchre of Jerusalem and is a member of the Order of St. Lazarus, a



confraternity of Christian faithful who profess their commitment to Jesus Christ.

Mrs. Benson began her professional career in 1968 as a manager for a noted New York-based costume jeweler. She was responsible for overseeing and managing the daily operation of over 40 sales associates. She then branched out into real estate development, which allowed her to successfully integrate her passion for interior design with property management. Her first real estate transaction occurred in 1978 when she purchased a home in New Orleans's Irish Channel and then sold the property eight months later after extensive restoration. She would go on to purchase, manage and eventually sell numerous properties, primarily in the city's Uptown district.

In 1975, Mrs. Benson began a 30-year design industry career, a business where she achieved tremendous success. Throughout the course of her interior design career she was recognized with numerous professional awards and served as an inaugural member on the Louisiana State Board of Licensing for Interior Designers for four years. She directed numerous major design efforts with her clients, including the Caesars Superdome (formerly Louisiana and Mercedes-Benz Superdome), several of the city's most prestigious hotels, local supermarket chains and automobile dealerships.

In 2000, Mrs. Benson worked with the Superdome on renovations to the iconic New Orleans landmark's third and fourth level public spaces, in addition to renovations on select suites. She also owned and developed a commercial real estate building on the corner of Laura and Octavia Streets, a women's clothing private enterprise called "Toujours la Ligne" and a designer's showroom called "Designers Resource" which served as a wholesale location for designers and architects seeking to purchase fabric, wall coverings and accessories. The Men of Fashion Committee recognized Mrs. Benson as one of the "Ten Best Dressed Women in New Orleans" in 1983.

In addition to her ownership of the Saints and Pelicans, Mrs. Benson established GMB Racing Stables in 2014 with an initial purchase of seven colts and hiring three veteran trainers, all with Louisiana ties. In 2016, two of the thoroughbreds, Mo Tom and Tom's Ready participated in the Kentucky Derby. Her Lone Sailor horse ran in the 2018 Kentucky Derby and Preakness. She owns Benson Farm in Paris, Ky, a nearly 1,000-acre farm. She also serves as the Owner of four local automotive dealerships (Best Chevrolet, Cadillac of New Orleans, Mercedes-Benz of New Orleans and Mercedes-Benz Sprinter), Benson Tower, Benson Capital Partners, Faubourg Brewing Co. and also owns the Hyatt Regency New Orleans as part of a partnership.

Mrs. Benson was born in New Orleans and grew up in Old Algiers. She began her education in Catholic schools and in 1966 graduated from Martin Behrman High School in Algiers. She received a Doctorate of Letters from Notre Dame Seminary in 2014. Serving as keynote speaker at their respective commencement ceremonies, Mrs. Benson has been awarded honorary degree from University of Holy Cross (2015) an, an Honorary Doctor of Humane Letters from Loyola University New Orleans (2019) and an honorary degree from Southern University of New Orleans (2021).

Mr. and Mrs. Benson married on October 29, 2004 at the Immaculate Conception Memorial Chapel. Mr. Benson died on March 15, 2018.

## PRESIDENT



## DENNIS LAUSCHA

### *PRESIDENT*

Dennis Lauscha, a native New Orleanian, has been a fan of the Saints since he was a young boy. He attended Jesuit High School and received degrees in Business, first from the University of Alabama, followed by an M.B.A. from Loyola University. Starting out his career as a C.P.A., Lauscha worked for a major global financial services firm before his decades long career with the Saints. He first joined the Saints in 1998 as Treasurer and as a result of his hard work, loyalty and business acumen, Lauscha rose through the executive ranks to serve as Vice President, Senior Vice President and Executive Vice President before reaching his now esteemed post as President since 2012. In his role, he oversees the club's financial operations, government affairs, marketing, ticket and suite sales, legal, stadium, community affairs, human resources, business intelligence and information technology. He also serves as a representative for both clubs at National Football League and National Basketball Association Owners meetings, also serving as president of the Pelicans franchise.

In addition to his duties with the Saints and Pelicans, the New Orleans native maintains multiple roles within other holdings of Mrs. Benson, maintaining a role in the management of her automotive dealerships, real estate holdings, GMB Racing, Benson Capital Partners, Faubourg Brewing Co. and other investments.

Lauscha's collaborative style, financial acumen and long-term view has played a key role as a member of a contingent that has negotiated agreements for both the Saints and Pelicans with the state of Louisiana that has resulted in long-term lease agreements, continuous improvements to their playing and practice facilities, revitalization of the areas around them and generated revenue for the state without any new taxes for citizens.

In 2009, Lauscha helped negotiate the partnership with the Louisiana Governor and a subsequent extension of the agreement that continues the Saints' long-term commitment to the state. The deal included the purchase and redevelopment of the former New Orleans Centre, which has been transformed into Champions Square and the Benson Tower property adjacent to the Caesars Superdome, with the stadium undergoing extensive renovations and improvements. Since playing a key role in Mr. and Mrs. Benson's purchase of the Pelicans in 2012, Lauscha has helped broker agreements with the state to upgrade the team's playing and practice facilities. Following successful negotiations, the Pelicans have a long-term commitment to the state and the Smoothie King Center has undergone over \$50 million in renovations and improvements.

In 2015, Lauscha helped negotiate an agreement with the state that resulted in \$40 million in enhancements for fans of both the Saints and Pelicans. The Caesars Superdome had state-of-the-art video boards added in 2016 in addition to renovated

suites and other fan amenities, while a new center-hung HD video scoreboard was installed in the Smoothie King Center. Most recently Lauscha brokered an agreement with the state that has resulted in a long-term lease extension for the Saints and a multiple-phase transformative renovation of the Caesars Superdome, to keep the stadium among the world's elite sports facilities, with field level suites making their debut in 2021 one of the first of many enhancements. He has played a key role in finalizing 2021 and 2014 ground-breaking naming rights and sponsorship agreements for both teams' playing facilities with Caesars Entertainment and Smoothie King.

Lauscha was instrumental in the 2003 expansion of the Saints training facility. He later oversaw a renovation and expansion of the facilities and administrative offices for the Saints and Pelicans from 2012-13, while directing the construction of a basketball practice facility. The clubs are now housed on the same site at the Ochsner Sports Performance Center, featuring some of the top facilities in professional sports.

Lauscha's committed to help attract major sporting events to New Orleans. He's a key member of the team that actively pursues future Super Bowls and NCAA Basketball Final Four Championships for New Orleans – and was instrumental in landing Super Bowl XLVII, which was played in 2013 and the guarantee of Super Bowl LIX to be played at the Caesars Superdome in February, 2025, which was awarded by the NFL in 2018. After Mr. and Mrs. Bensons' 2012 purchase of the Pelicans, the city has hosted NBA All-Star Games in 2014 and 2017.

Lauscha has continually responded to unique challenges during the COVID-19 outbreak, constantly communicating with staff to manage the unprecedented uncertainty of the pandemic. He and his staff have worked closely with government officials, the NFL and the NBA to develop the proper protocols for both organizations and its fans, with safety the utmost priority, with the organization having been recognized as having the best overall safety and security score in the NFL in 2020-21 in the league's annual "Voice of the Fan" rankings.

In 2008, Lauscha was a primary member of the negotiating team during the purchase of WVUE FOX 8 and its subsequent relationship with Raycom Media. Prior to Mr. and Mrs. Benson's sale of a majority interest to Raycom in 2017, Lauscha helped steward the station's growth in the Nielsen ratings in the New Orleans market. During their ownership, FOX 8 received numerous honors for their programming and investigative reporting, including a George Foster Peabody Award, two Dupont Awards and eight national Edward R. Murrow Awards.

Active throughout sports and the community, Lauscha currently serves as a member of the Business Council of New Orleans & The River Region, as a board member of the Audubon Nature Institute and Loyola University New Orleans, and as a trustee of the National World War II Museum. Lauscha has completed terms as board president of the Preservation Resource Center, president of the regional chapter of the Boy Scouts of America and as a member of the Blight Transition New Orleans Task Force, the Mayor's Transition Committee, the Super Bowl XLVII Host Committee, the 2014 and 2017 NBA All-Star Game Host Committees, the 2012 NCAA Final Four Host Committee, the Loyola University New Orleans School of Business Visiting Committee, the NBA's Team Advisory Council of Presidents and Team CBA Advisory Committee, the NFL's Ticketing Strategy Working Group, the NFL's 100th

## PRESIDENT

Anniversary Committee, the NFL's Sports Betting Committee, the Stuart Hall School Board of Trustees and on the New Orleans Museum of Art Board.

Lauscha's dealings with the teams, state officials and local organizations have provided an opportunity for community involvement. His professional and charitable work was recognized by New Orleans CityBusiness, when he was selected as one of the 40 Most Influential Members of the Community. The honor is bestowed on those who are laying the groundwork for a better city. In 2010, he was named the Alumnus of the Year by Loyola's College of Business and was named to the 2010 Class of Role Models by the Young Leadership Council. He was honored by the Allstate Sugar Bowl Chapter of the National Football Foundation/ College Football Hall of Fame with its 2014 Distinguished American Award. In 2015, Lauscha gave the commencement address to the graduates of the University of New Orleans. In 2016, he was inducted into the Order of West Range for the Pi Kappa Alpha Foundation. He was honored as a 2019 Laureate of Junior Achievement's Greater New Orleans chapter. Lauscha has also completed the NFL Managers Program at Stanford University's Executive Education Graduate School of Business.

OWNER

FOOTBALL

ADMINISTRATION

RECORDS

HISTORY



# FOOTBALL





## MICKEY LOOMIS

### EXECUTIVE VICE PRESIDENT/ GENERAL MANAGER

Responsible for the club's entire football operations, Executive Vice President/General Manager Mickey Loomis enters his 20th season in his current position and 22nd with the Saints. He is a veteran of 35 years in the NFL and during his time in New Orleans has been honored with the most prestigious awards presented to a league executive. Yet the most satisfying achievement of Loomis' career has come in helping mold a roster that has produced many of the franchise's finest moments over the last 15 seasons, including the Super Bowl XLIV championship.

Loomis was promoted to general manager in 2002 and earned the additional title of executive vice president later that year. The departments under his direction include coaching, player personnel and scouting, salary cap management, contract negotiations, athletic training, equipment, video and communications.

In 2006 - after being the key figure in the hiring of Head Coach Sean Payton, the signing of QB Drew Brees and essentially rebuilding a team that would advance to the NFC Championship - Loomis was voted the NFL Executive of the Year by *Pro Football Weekly/Pro Football Writers of America*. He was also honored by *The Sporting News* as the George Young Executive of the Year, an award voted on annually by NFL front-office executives and owners.

Loomis has continued to build on the success of 2006, highlighted by nine postseason appearances, seven division titles, three NFC Championship game berths and the Super Bowl victory. Over the past 15 years, he's brought aboard a group of players who have played a key role in New Orleans posting a 159-98 overall record through a combination of the draft, free agency and trades. He's also presided over the club's ability to retain their core players, re-signing significant contributors to long-term contracts.

While his responsibilities have grown during his Saints tenure, Loomis has been a key figure in the highest management circle of the organization since arriving in 2000. Loomis joined the club as director of football administration, a post he held until 2002, handling contract negotiations, managing the salary cap and coordinating different areas of the football operations.

In 2005, Loomis helped steer the club through unprecedented challenges for an NFL team. He calmly guided the staff and players through a sudden evacuation from New Orleans in the wake of Hurricane Katrina, in addition to several moves of the club's base of operations.

Since 2003, Loomis has overseen four extensive renovations of Saints headquarters that have added an indoor practice facility, new weight room and cafeteria and completely renovated coaches and player personnel offices, meeting rooms, medical/

## EVP/GENERAL MANAGER

rehab areas and locker rooms, giving the club one of the NFL's top training complexes in the Ochsner Sports Performance Center.

Prior to arriving in New Orleans, Loomis spent 15 years with the Seattle Seahawks, including as executive vice president from 1992-98. He joined the Seahawks in October, 1983, was promoted to vice president/finance in 1990 and to Executive Vice President in 1992.

A native of Eugene, Ore., Loomis has a degree in accounting from the University of Oregon and a Master's Degree in Sports Administration from Wichita State University.

Married to Melanie, Loomis has four children: Alex, Katherine, Sam and Lucy.

OWNER

FOOTBALL

ADMINISTRATION

RECORDS

HISTORY



## SEAN PAYTON

### HEAD COACH

Since he was hired as head coach of the New Orleans Saints in 2006, Sean Payton has established himself as one of the NFL's most successful coaches. He's led the Saints to nine playoff berths, seven NFC South titles and in 2009 captured the franchise's first World Championship with a 31-17 win over the Indianapolis

Colts in Super Bowl XLIV. Payton's 152 regular season and postseason wins in his NFL head coaching career are 24th all-time. He has a 152-89 overall record (.631), including nine postseason wins after the franchise had won only one playoff game prior to his arrival. Payton holds the club's top win total and winning percentage. In all, Payton-led teams have claimed seven division championships and have nine seasons with ten-or-more wins, while claiming the No. 1 seed in the NFC twice.

As Payton enters the 2021 campaign he continues to represent the Saints as the model of stability not only within the NFC South, where he is the longest tenured head coach within the division, but also second within the NFL as only New England's Bill Belichick (2000) has been with his team longer. Payton is also one of just nine active coaches to lead a team to a Super Bowl victory. The others are Belichick, Tampa Bay's Bruce Arians, Seattle's Pete Carroll, Las Vegas' Jon Gruden (with Tampa Bay in 2002), Baltimore's John Harbaugh, Dallas' Mike McCarthy (with Green Bay in 2010), Kansas City's Andy Reid and Pittsburgh's Mike Tomlin. Leading his team to seven division titles and to the playoffs nine times in his 14 seasons as an NFL head coach, only Belichick and Reid have led their teams to more division titles than the Saints' coach, tied for third among active coaches.

Payton's presided over the NFL's most prolific offense since his arrival, leading the league in net yards per game in 2006, 2008, 2009, 2011, 2014 and 2016, the only six times the Saints have led the league in offense and first in scoring in 2008 and 2009. Ranking in the top ten offensively for 14 consecutive seasons since Payton arrived in 2006 through 2019, the Saints had the third-longest streak (14 seasons) in the NFL since the 1970 AFL-NFL merger. In team history, the Saints have scored at least 45 points on 26 separate occasions with 22 of these outputs occurring under Payton's watch. Defensively, New Orleans has finished in the top five three times (2010, 2013 and 2020). He has also sent a total of 68 selections to the Pro Bowl, and he and his staff have earned the honor of coaching the NFC squad following the 2006 and 2017 seasons.

Payton and the Saints' success continued in 2020 when they won the NFC South for the fourth straight season, posting a 12-4 record. They became the only team since the start of the NFC South in 2002 and since that season's divisional realignment, only the third NFC franchise to capture four straight division titles. The Saints' regular season marks the last four seasons are 11-5, 13-3, 13-3 and 12-4, their first stretch of four consecutive winning campaigns. The division title was the franchise's ninth since 1991, the seventh under Payton's leadership. It was the seventh time in franchise history and fifth under Payton that the Saints finished a season with at least 12 wins. More importantly, the Saints advanced to postseason play for the fourth consecutive season, the first time they accomplished the feat in the franchise's 54-season history.



## PAYTON'S HEAD COACHING CAREER

Year	Regular Season			PCT.	Playoffs
	W	L	T		W-L
2006	10	6	0	.625	1-1
2007	7	9	0	.438	
2008	8	8	0	.500	
2009	13	3	0	.813	3-0
2010	11	5	0	.688	0-1
2011	13	3	0	.813	1-1
2013	11	5	0	.688	1-1
2014	7	9	0	.438	
2015	7	9	0	.438	
2016	7	9	0	.438	
2017	11	5	0	.688	1-1
2018	13	3	0	.813	1-1
2019	13	3	0	.813	0-1
2020	12	4	0	.750	1-1
<b>TOTALS</b>	<b>143</b>	<b>81</b>	<b>0</b>	<b>.638</b>	<b>9-8</b>

The 2020 Saints, ranked sixth in the NFL in rushing yards per game (141.6) and first in rushing touchdowns with a club-record 30, tied for the sixth-highest total in NFL history, controlling the clock by eating up the time of possession at a 31:43 clip, ranked third in the league. The Saints and Kansas City Chiefs are the only teams to make the playoffs each of the last four years. New Orleans finished the season with 482 points, fifth in the NFL and surrendered only 337 points, the fifth-lowest total in the league. Defensively, New Orleans finished fourth in opponent net yards per game (310.9), fourth in opponent rushing yards per game (93.9) and fifth in opponent net passing yards per game (217.0), while grabbing 18 interceptions, tied for first in the NFL. An opportunistic defense and special teams tied for third in the league with 26 total takeaways and combined with only 17 giveaways, the club tied for third in turnover margin (+9).

A 52-33 victory on December 25 was Payton's 150th career victory, highlighting a record-setting performance by RB Alvin Kamara, who rushed for six touchdowns, tying an NFL record for running scores and total touchdowns. The performance was the season highlight for who has developed into one of the NFL's most electric players under Payton's leadership, as he had 1,688 total yards from scrimmage and led the NFL with a franchise-record 21 total touchdowns and tied for second with a club-record 16 rushing scores in earning his fourth consecutive Pro Bowl selection and being selected as an *Associated Press* All-Pro, one of three selections (LB Demario Davis and RT Ryan Ramsey).

Despite missing QB Drew Brees for five contests, the 2019 Saints won 13 games, including seven on the road, both for the second consecutive season and captured the NFC South division title for the third straight time. New Orleans set an NFL single-season mark with eight turnovers, as they ranked second in the league in turnover ratio (+13). New Orleans also ranked third in the NFL in sacks (51) tied for third in scoring (28.6 ppg.) and ranked fourth in opponent rushing yards per game (91.3 ypg). Special teams captured first place in NFL writer Rick Gosselin's annual comprehensive rankings. Individually, a club-record six Saints were selected to the AP All-Pro team: Davis, DB J.T. Gray (special teams), WR/RS Deonte Harris (punt

## COACHING STAFF

returner), DE Cameron Jordan, Ramczyk and WR Michael Thomas. A team-record 11 Saints were named to the Pro Bowl. Thomas captured *AP* NFL Offensive Player of the Year with a record-breaking season, capturing his second straight NFL receiving title in totaling a league-record 149 receptions for a team-record 1,725 yards and nine touchdowns. Jordan set a career-high with 15.5 sacks, ranked third in the NFL. Brees completed 74.3% of his passes with 27 touchdowns, only four interceptions and a career-high 116.3 passer rating.

In 2018, Payton led the Saints to back-to-back division titles for the first time, as they captured the NFC South with a 13-3 record, including 7-1 on the road, securing homefield advantage for the postseason. The Black and Gold excelled on offense, defense and special teams in advancing to the NFC Championship for the first time since the 2009 season. The offense ranked first in the NFL in rushing touchdowns (26), third in scoring (31.5 ppg.) and sixth in rushing (126.6 ypg.). New Orleans' 61 touchdowns were tied for second-most in the league, while the signal-callers' seven interceptions were tied for second-fewest. The Saints defense ranked second in opponent rushing yards per game (80.2 avg.) and opponent yards per carry (3.6 avg.) and tied for fifth in sacks (49). The Saints led the NFL in net punting average (43.2), while the coverage units' 60 punt return yards surrendered was a league-low and the fifth lowest total since 1978.

Brees completed 364-of-489 passes (NFL-record 74.4%) for 3,992 yards, 32 touchdowns, only five interceptions and a league-best and career-high 115.7 rating, becoming the NFL's all-time passing yardage leader. Thomas posted an NFL-best 125 catches for 1,405 yards and nine touchdowns. Kamara had a club-best 1,592 yards from scrimmage, tied what was then the club record with 18 touchdowns and set what was a team mark with 14 rushing. Jordan led the Saints with 12 quarterback takedowns and CB Marshon Lattimore had a club-best seven takeaways in the regular season and playoffs. Davis, proved to be a fruitful unrestricted free agent acquisition as he became only the third Saint to record at least 110 tackles and five sacks in a season. On special teams, P Thomas Morstead had a league-best 43.2 net punting average and K Wil Lutz drilled a club-record 26 consecutive field goals. Eight Saints were named to the NFC Pro Bowl squad.

The 2017 Saints produced an 11-5 record, producing their first playoff berth since 2013, behind a squad that led by Brees offensively and Jordan defensively featured seven players selected to the Pro Bowl and four draft picks selected to the PFWA All-Rookie Team, two more than any other club. In Kamara and Lattimore, the Saints were the first team to have both the *AP* NFL Offensive Rookie of the Year and Defensive Rookie of the Year since 1967. New Orleans, one of three NFC South playoff teams, upended Carolina (11-5) and Atlanta (10-6) to finish first in the division and advanced to the Divisional Playoff round after capturing a 31-26 Wild Card victory over the Panthers.

Offensively, New Orleans was the only team to rank in the top five in the NFL in both rushing yards per game (129.4) and net passing yards per game (261.8), while giving up only 20 sacks, the second lowest total in the league and turning the ball over a franchise-low 18 times. Brees was selected to his club-record tenth Pro Bowl as a Saint as he completed 386-of-536 passes (72.0%) with 23 touchdowns, eight interceptions and a 103.9 rating. Mark Ingram II, Kamara and Thomas provided additional highlights on offense. Kamara led the team with 1,544 total yards from scrimmage, seventh in the NFL, as he carried 120 times for 728 yards (NFL-best 6.1 avg.) with eight touchdowns and led running backs in receiving yardage with

## PAYTON BY THE NUMBERS

A look at the team records set since the start of the 2006 season:

- **Most Points:** 547 – 2011
- **Most Touchdowns:** 66 – 2009
- **Most Touchdowns Passing:** 46 – 2011
- **Most Touchdowns Rushing:** 30 – 2020
- **Most Points After Touchdowns:** 63 – 2011
- **Wins:** 13 – 2009, 2011, 2018, 2019
- **Longest Winning Streak:** 13 – 2009
- **Consecutive Home Wins:** 11 – 2013-14
- **Home Wins:** 8 – 2011, 2013
- **Road Wins:** 7 – 2007, 2018, 2019 (tied 2000)
- **Most First Downs:** 416 – 2011
- **Most First Downs Passing:** 280 – 2011
- **Third Down Conversion Rate:** 56.7 – 2011 NFL RECORD
- **Third Down Conversions:** 118 – 2011
- **Most Net Yards:** 7,474 – 2011 NFL RECORD
- **Highest Avg. Per Offensive Play:** 6.7 – 2011
- **Highest Rushing Avg.:** 4.9 – 2011
- **Most Net Passing Yards:** 5,347 – 2011
- **Most Pass Attempts:** 674 – 2015
- **Most Pass Completions:** 472 – 2011, 2016 NFL RECORD
- **Highest Completion Percentage:** 73.4 – 2018 NFL RECORD
- **Fewest Sacks Allowed:** 13 – 2008
- **Fewest Turnovers:** 8 – 2019 NFL RECORD
- **Fewest Fumbles:** 6 – 2011 NFL RECORD
- **Fewest Interceptions Thrown:** 6 – 2019
- **Most Interception Return Yardage:** 652 – 2009
- **Most Interception Returns For Touchdowns:** 5 – 2009 (tied, 1998)
- **Most Punt Returns For Touchdowns:** 3 – 2008
- **Most Points After Touchdown:** 63 – 2011
- **Highest Kickoff Return Average:** 26.5 – 2011
- **Gross Punting Average:** 50.1 – 2012
- **Net Punting Average:** 43.2 – 2012

## PLAY IT FORWARD



Head Coach Sean Payton launched the Play It Forward Foundation in 2008 to raise funds and awareness to help families in need in the areas of health, education and social welfare. Since then, it has also served as a catalyst for various nonprofit organizations to improve the quality of life for local families in need, as well as support disadvantaged and disabled individuals through educational-based initiatives, increased and improved health care support systems and social welfare through research, education and professional services.

The foundation has held four Black & Gold Gala fundraisers at the Mercedes-Benz Superdome. Legendary figures such as John Besh, Jimmy Buffett, Sammy Kershaw, Darius Rucker and Irma Thomas have lent their support, serving as honorary chairs. Benefactors of these events have included Brad Pitts' Make it Right NOLA, Blaine Kern's First Responder's Fund, the Dr. Phil Foundation, Feed the Children and Baskets of Hope. The multiple approach has advanced the mission of enriching lives and strengthening the New Orleans community and Gulf South.

In 2011, the foundation hosted a fundraiser in Lafayette, partnering with Feed the Children and Protect Our Coastline. Overall more than two million dollars have been raised through these events to deserving local causes. In 2009, the foundation hosted a golf tournament, the Celebrity Kid's Classic, which raised thousands of dollars to benefit children's charities throughout Greater New Orleans.

81 grabs for 826 yards and five touchdowns. Adding a 106-yard kickoff return for a touchdown in Week 17, the longest play in club history, he set the club rookie record for touchdowns (14). Ingram ranked second on the club with 1,540 total yards from scrimmage as he and Kamara became the first running back duo in NFL history to each reach 1,500 yards. Ingram led the team in rushing with 230 carries for a career-high 1,124 yards and career-best 12 touchdowns. Thomas posted 104 receptions for 1,245 yards.

The defense saw improvement in virtually every major statistical category. New Orleans moved up ten spots in total defense, including from 32nd to 15th against the pass. After ranking 31st in opponent points per game in 2016, New Orleans moved up to tenth in 2017, surrendering only 20.4 points per game. Led by Jordan, a first-team AP All-Pro who posted a career-high 13 sacks, New Orleans racked up 42 takedowns (tied for seventh in the NFL). Lattimore, who led NFL rookies with five interceptions, joined Jordan as a Pro Bowl selection. On special teams, New Orleans ranked sixth in the NFL in kickoff return average (22.9), as Kamara brought back the team's first kickoff for a touchdown since 2009 and Lutz tied what was the single-season franchise record with 31 field goals.

In 2016, Payton had the Saints in playoff contention right until Week 16 despite season-ending injuries to four Week One starters. Rebounding from a 0-3 start, the Saints won four of their next five contests to get back in the middle of the postseason picture. Payton accomplished the balancing act of adding youth to his squad while keeping the Saints in the thick of the playoff hunt, which paid off with a 2017 breakthrough. He nurtured the on-field growth of rookie and second-year players, while fostering



impressive production from veterans.

The offense finished first in the NFL for the sixth time under Payton's direction (426.0 ypg.), leading the league in passing (317.1 ypg.), third down conversion rate (48.6), first downs (395) and yards after the catch (2,439). The offense was led by Brees, who completed 471-of-673 passes (70.0%) for 5,208 yards with 37 touchdowns and a 101.7 passer rating, leading the NFL in passing yardage for the seventh time and surpassing 5,000 yards for the fifth time. Ingram became the first Saint with 1,000 yards rushing (1,043) since 2006, Thomas, who set club rookie receiving records with a team-high 92 grabs for 1,137 yards with nine touchdowns, combined with fellow wideout Brandin Cooks (1,173 yards) to give New Orleans only the second offense in NFL history that featured a 5,000-yard passer, a 1,000-yard rusher and two 1,000-yard receivers. Defensively, a young unit moved in the right direction, surrendering only 90.6 rushing yards per game, and ranking sixth in the NFL over the final 13 weeks of the season, allowing under 100 yards rushing in eight games, the fewest in a single season since 2013 (seven). Jordan led the team with eight sacks.

After a slow start to the 2015 campaign, a team that featured 17 players who had not appeared in a regular season contest prior to the season opener won three of their last four games and finished 7-9, making strides in all phases. A high-powered, quick-striking offense held its place among the elite in the NFL as the Saints finished second in the NFL in total net yards per game (403.8) and first in net passing yards per game (310.6), third down conversion rate (47.7%) and first downs (381). While maintaining their explosive profile, the offense reduced their turnovers from 30 in 2014 to only 19. Brees completed 428-of-627 passes (68.3%) for an NFL-best 4,870 yards, 32 touchdowns and a 101.0 passer rating. Cooks enjoyed a breakout campaign, leading the team with 84 receptions for 1,138 yards with nine touchdowns. Defensively, the Saints had six players with no prior NFL experience start games for the club in 2015 and the development showed towards the end of the season when they surrendered under 20 points in two of their final four contests. Of the club's 21 defensive takeaways, nine were by players in their first year. Jordan reached double-digit sacks for the second time and represented the Saints at the Pro Bowl. An opportunistic special teams unit scored two touchdowns, their most since 2008 and tied for the group's most since Payton took over in 2006. They also scored the NFL's first defensive two-point conversion, blocked three kicks and booted two game-winning field goals.

The 2014 Saints finished 7-9, but rebounded from a 2-4 start to win three games against playoff teams and captured their last four contests away from home to finish at least .500 on the road for the first time since 2011, ending the campaign half a game out of first place in the NFC South. New Orleans finished first in the NFL in net yards per game (411.4), third down efficiency (48.3%), first downs (395) and opponent punt return average (4.1). Four Saints were selected to the Pro Bowl. Brees tied for first in

## SCORING EXPLOSION

The four highest-scoring games in club history have occurred on Payton's watch since he arrived.

### Single-Game Points Scored in Saints History

Points	Opponents	Date
62	vs. Indianapolis	10/23/11
52	vs. N.Y. Giants	11/1/15
52	vs. Detroit	10/15/17
52	vs. Minnesota	12/25/20

# COACHING STAFF

## SEAN PAYTON VS. NFL COACHES

During Payton's tenure as head coach of the Saints, he has coached against 83 different coaches. Payton has at least one win against 71 of those coaches. In addition, he either leads or is tied in the lifetime series with 62 of these 83 coaches.

Regular Season					
Bruce Arians	6-1	John Harbaugh	1-2	Chuck Pagano	1-0
Bill Belichick	1-2	Mike Holmgren	1-0	Bill Parcells	1-0
Brian Billick	0-1	Hue Jackson	1-0	Matt Patricia	1-0
Todd Bowles	1-0	Dick Jauron	1-0	Doug Pederson	1-1
Gus Bradley	1-0	Chip Kelly	1-1	Mike Pettine	0-1
Tom Cable	1-0	Kliff Kingsbury	1-0	Bobby Petrino	2-0
Jim Caldwell	2-3	Dirk Koetter	3-3	Joe Philbin	1-0
Pete Carroll	3-1	Gary Kubiak	1-2	Wade Phillips	0-1
Brad Childress	1-1	Matt LaFleur	0-1	Dan Quinn	6-4
Tom Coughlin	4-0	Marvin Lewis	2-2	Frank Reich	1-0
Bill Cowher	0-1	Scott Linehan	0-1	Andy Reid	2-3
Romeo Crennel	1-0	Eric Mangini	0-1	Matt Rhule	2-0
Jack Del Rio	2-1	Anthony Lynn	1-0	Ron Rivera	9-6
Tony Dungy	0-1	Rod Marinelli	1-0	Rex Ryan	1-1
Herman Edwards	1-0	Doug Marrone	2-0	Greg Schiano	2-0
Vic Fangio	1-0	Bernie McDade	0-1	Jim Schwartz	2-0
Perry Fewell	1-0	Mike McCarthy	4-1	Kyle Shanahan	1-1
Jeff Fisher	1-2	Sean McDermott	1-0	Mike Shanahan	0-1
John Fox	5-6	Sean McVay	1-2	Pat Shurmur	1-0
Leslie Frazier	1-0	Jim Mora, Jr.	2-0	Mike Singletary	1-0
Jason Garrett	4-2	Raheem Morris	5-3	Lovie Smith	4-3
Adam Gase	1-0	Mike Mularkey	0-1	Mike Smith	8-4
Joe Gibbs	0-1	Mike Munchak	1-0	Steve Spagnuolo	2-1
Jay Gruden	2-1	Matt Nagy	2-0	Tony Sparano	1-0
Jon Gruden	3-4	Mike Nolan	3-0	Mike Tomlin	3-0
		Postseason			
		Bruce Arians	0-1	Jim Caldwell	1-0
		Pete Carroll	0-2	Brad Childress	1-0
		Jim Harbaugh	0-1	Chip Kelly	1-0
		Sean McVay	0-1	Matt Nagy	1-0
		Doug Pederson	1-0	Andy Reid	1-0
		Ron Rivera	1-0	Jim Schwartz	0-1
		Ken Whisenhunt	1-0	Mike Zimmer	0-2

the NFL in passing yardage (4,952).

In 2013, Payton guided the Saints back to the postseason with an 11-5 mark, finishing 8-0 at home for the second time in three seasons. Ranking fourth in the NFL both on offense (399.4 ypg.) and defense (305.7 ypg.), New Orleans was one of the league's most balanced clubs as they were the only team to rank in the top five in both categories. The defensive improvement of 134.4 net yards per game from 2012 was the biggest by a club since the 1970 AFL-NFL merger. In opponent points per game, after surrendering 28.4 in 2012, the Saints gave up only 19.0 in 2013 as they improved in the league rankings from 31st to fourth. After reaching the playoffs for the fourth time in five seasons, Payton led New Orleans to the franchise's first road postseason victory with a 26-24 win at Philadelphia in the Wild Card round. Five players were selected to the Pro Bowl.

In 2011, the Saints went to the playoffs for the third consecutive season and captured their third NFC South title with a 13-3 record, tying a club record for regular season victories first set in 2009. It was the first time that the club has had at least 11 wins in three straight campaigns. Taking advantage of the Mercedes-Benz Superdome's environment, the Saints posted an undefeated 8-0 record at their home stadium for the first time. With five road victories, the Saints also enjoyed another first in posting winning records at visiting stadiums in three consecutive seasons. In fact, six of the top seven road campaigns in team history (7-1 in 2009, 2018 and 2019, 6-2 in

# COACHING STAFF

## PAYTON VS. THE NFL

Team	Regular Season	Postseason	Total
Arizona Cardinals	4-2	1-0	5-2
Atlanta Falcons	20-8	0-0	20-8
Carolina Panthers	16-12	1-0	17-12
Chicago Bears	6-2	1-1	7-3
Dallas Cowboys	5-3	0-0	5-3
Detroit Lions	5-3	1-0	6-3
Green Bay Packers	4-2	0-0	4-2
StL/LA Rams	4-5	0-1	4-6
Minnesota Vikings	5-2	1-2	5-4
New York Giants	5-1	0-0	5-1
Philadelphia Eagles	3-3	3-0	6-3
San Francisco 49ers	7-2	0-1	7-3
Seattle Seahawks	3-1	0-2	3-3
Tampa Bay Buccaneers	18-10	0-1	18-11
Washington Football Team	3-3	0-0	3-3
Baltimore Ravens	1-3	0-0	1-3
Buffalo Bills	3-0	0-0	3-0
Cincinnati Bengals	2-2	0-0	2-2
Cleveland Browns	2-2	0-0	2-2
Denver Broncos	1-2	0-0	1-2
Houston Texans	2-2	0-0	2-2
Indianapolis Colts	3-1	1-0	4-1
Jacksonville Jaguars	4-0	0-0	4-0
Kansas City Chiefs	1-2	0-0	1-2
SD/LA Chargers	3-0	0-0	3-0
Miami Dolphins	3-0	0-0	3-0
New England Patriots	1-2	0-0	0-0
New York Jets	2-1	0-0	2-1
Oak/LV Raiders	1-2	0-0	1-2
Pittsburgh Steelers	3-1	0-0	3-1
Tennessee Titans	2-2	0-0	2-2

2006, 2010 and 2020) have come under Payton. His regular season road winning percentage (.587) is tops in club history.

Payton oversaw a record-setting year on offense for the Saints in 2011, as New Orleans set an NFL single-season mark with 7,474 net yards, while also posting a team-record 547 points, then the fourth-highest total all-time. Brees set NFL single-season records for completions (468) and completion percentage (71.2%) and what was then a mark for yardage (5,476). The team set NFL records for total net yards (7,474), completions (472), third down conversion rate (56.7%) and fewest fumbles (6), while also setting what were then league marks for net passing yards (5,347) and first downs (416). A reconfigured offensive line with three new starters surrendered only 24 sacks, tied for the second-lowest total in the league. Five players represented the team at the Pro Bowl.

In 2010, Payton led the Saints to their second straight postseason appearance with an 11-5 record. New Orleans converted an NFL-best 48.8% of their third down attempts and ranked sixth in the NFL in total yards (372.5 ypg.). In addition, the team finished third in passing (277.6 ypg.). The Saints finished fifth in the NFL with 351 first downs.

## PAYTON'S PLACE

### PAYTON'S PLACE AMONG SAINTS HEAD COACHES

Sean Payton has the highest winning percentage among the 16 head coaches in New Orleans Saints history. After 14 seasons with the Saints, he's first in club history in career wins:

Coch	Year	Reg. Season	Playoffs	Overall	Pct.
Sean Payton	2006-	143-81	9-8	152-89	.631
Jim Mora	1986-96	93-74	0-4	93-78	.544
Jim Haslett	2000-05	45-51	1-1	46-52	.469

### PAYTON AMONG NFL'S WINNINGEST ACTIVE COACHES SINCE 2006

Sean Payton's been among the league's elite in victories since becoming an NFL head coach in 2006. His 152 regular season and postseason wins since then is ranked fourth among active NFL coaches, while his regular winning percentage is also fourth. Payton owns a 152-89 record over that span.

### MOST WINS BY ACTIVE NATIONAL FOOTBALL LEAGUE HEAD COACHES SINCE 2006

(REGULAR SEASON AND POSTSEASON)

Head Coach	Team	Record
Bill Belichick	New England	200-68
Andy Reid	Phi/KC	162-98-1
Mike Tomlin	Pittsburgh	153-86-1
Sean Payton	New Orleans	152-89

### WINNING PERCENTAGE BY ACTIVE NATIONAL FOOTBALL LEAGUE HEAD COACHES SINCE 2006

(MIN. 50 GAMES)

Head Coach	Team	Pct.
Bill Belichick	New England	.746 (200-68)
Sean McVay	L.A. Rams	.657 (46-24)
Mike Tomlin	Pittsburgh	.640 (153-86-1)
Sean Payton	New Orleans	.631 (152-89)

### MOST WINS BY NATIONAL FOOTBALL LEAGUE HEAD COACHES IN THEIR FIRST 14 SEASONS

(REGULAR SEASON)

Head Coach	Team	Wins
Mike Tomlin	New England	145
Don Shula	Bal./Mia.	144
Sean Payton	New Orleans	143
Bill Cowher	Pittsburgh	141
Joe Gibbs	Washington	140

The offensive line gave up only 26 sacks, which was the NFL's fifth-lowest total. Five Saints were Pro Bowl selections. Defensively, the team took a big step forward, making the jump from the 25th ranked total defense in 2009 to fourth overall (306.3 ypg.) in 2010. It marked the first time since 1997 they ranked among the league's top five. Most significant was a jump in pass defense, moving from 26th (235.6 ypg.) in 2009 to fourth (193.9 ypg.) in 2010. The club moved up from 20th to seventh (19.2 ppg) in opponent points per game. The defense also significantly improved their opponent third down conversion ranking from 14th (38.0%) to fifth (34.5%).

In 2009, en route to the Super Bowl XLIV title, Payton guided the Saints to the team's second NFC South title in four seasons with a 13-3 record. Along the way the Saints



set a franchise-record for most regular season wins in a season (13). Their 16 overall victories were the most in the club's history. The Saints also posted the franchise's longest winning streak and best start when they won their first 13 contests. Payton once again was named as the top head coach in the NFL by numerous media outlets and recognized football chapters.

The Saints finished as the NFL's top-ranked offense (sixth in rushing and fourth in passing) for the second straight year. An opportunistic defense recorded 26 interceptions with an NFL-leading five returned for touchdowns. New Orleans also ranked second in the league in opponent red zone touchdown percentage (39.3%). The Saints set what were then team records in scoring (510) and touchdowns (64) and battled through the postseason with victories over Arizona (NFC Divisional Playoff) and Minnesota (NFC Championship) en route to Super Bowl XLIV. Seven Saints were named to the Pro Bowl for the first time.

In 2008, the Saints ranked first in the NFL in offense and set what were then team records for total yards (6,571), net passing yards (4,977) and first downs (354), also tying what was then a team record for single-game scoring in a 51-29 win over Green Bay. The offensive line surrendered a franchise-low 13 sacks.

In 2007, the Saints endured injuries and a slow start, but put together a four-game winning streak to get back into playoff contention. New Orleans finished fourth in the NFL in offense, also holding nine opponents to 17 points or less.

Payton scrapped the traditional timetable for rebuilding a club in 2006. In his opening season as head coach, the Saints jumped out to a 3-0 record, equaling the team's win total from the previous year – and clinched the NFC South title in Week 16. New Orleans led the NFL in total offense, went to the postseason for the first time since 2000 and advanced to the NFC Championship for the first time. When the season came to a close, Payton was voted consensus Coach of the Year. He and his staff coached the NFC squad in the Pro Bowl.

Payton was hired as the 14th head coach in Saints history on Jan. 18, 2006 after serving as a member of the Dallas Cowboys coaching staff from 2003-05 under 2013 Pro Football Hall of Fame inductee Bill Parcells. Prior to his final season with the Cowboys, Payton was promoted to assistant head coach/passing game coordinator and was responsible for the team's play-calling after serving as assistant head coach/quarterbacks from 2003-04. In 2005, the Cowboys tied for second in the NFC with 318 first downs. When he arrived, Dallas had ranked 31st in passing the previous year but immediately improved to 17th.

Payton went to Dallas following four years with the New York Giants (1999-2002), the last three as offensive coordinator after spending his first season as quarterbacks coach. He solidified his reputation as one of the game's brightest offensive minds in his first full season as coordinator, when the Giants captured the NFC title and went to Super Bowl XXXV. New York scored 328 points – the club's highest total since 1990 - and finished 13th in the NFL in offense.

Payton was first assigned play-calling duties prior to a game against the New York Jets on Dec. 5, 1999. The Giants responded with 41 points and 490 yards - both season highs - and he retained that assignment over the final five games. Appointed the offensive coordinator the following season, over the next three years the Giants passing attack continually improved, ranking 13th in the NFL in 2000, tied for eighth in 2001 and sixth in 2002.

## COACHING STAFF

In 2002 the Giants also finished sixth overall in total offense, the team's highest ranking since 1985. In the previous decade, New York hadn't ranked above 20th. Prior to joining the Giants, he spent 1997 and 1998 as Philadelphia's quarterbacks coach. In 1997, the Eagles ranked second in passing and third in total offense in the NFC.

Payton has had particular success tutoring quarterbacks. Brees, who retired this past offseason, thrived during his 15-year Saints tenure starting when he first arrived in New Orleans in 2006, finishing his storied career holding or tying 27 club career, single-season and single-game records, 11 of them NFL marks. Posting a 144-85 (.629) record in the regular season and postseason with Payton as his head coach, the Payton-Brees head coach/starting quarterback combination is second in total wins all-time to New England's Belichick-Tom Brady duo (249-75). Brees retired as the holder of virtually every passing record in club record books with his 15 years of service and 228 regular season starts for the Black and Gold, both the highest totals in the team's 54-season history. From 2006-20, Brees led the NFL with 68,010 passing yards, 491 touchdown passes, 8,742 attempts, 6,017 completions, a 68.8 completion percentage, 116 games with at least 300 yards passing, 16 with at least 400 and 518 completions of 25 yards or more.

He led the NFL in passing yardage a league-record seven times and in completion percentage six times.

Payton has also served as a driving force in the NFL, being appointed to the NFL Competition Committee in 2017. The committee is instrumental in guiding the league through rule changes and ways to improve the game.

Payton wrapped two coaching stints at San Diego State (1988-89 and 1992-93) around a stop at Indiana State (1990-91). During his second stretch with the Aztecs, Payton was running backs coach, working with Heisman Trophy runner-up Marshall Faulk before becoming quarterbacks coach. Payton moved to Miami (Ohio), where he was quarterbacks coach from 1994-95. He spent 1996 as quarterbacks coach at Illinois before entering the NFL with Philadelphia.

Payton earned a bachelor's degree in communications at Eastern Illinois, where as a quarterback he had 10,665 passing yards, then the third-highest total in NCAA Division I-AA history. The three-time AP All-American selection had professional stints with Chicago of the Arena Football League, Ottawa of the CFL and the Chicago Bears in 1987. Payton was inducted into the Eastern Illinois Hall of Fame in 2000 and had his jersey retired in a ceremony in 2010. He received an honorary doctorate from his alma mater in 2013.

Payton was born Dec. 29, 1963 in San Mateo, Calif., and raised in Naperville, Ill. He has a daughter, Meghan and a son, Connor.

**PLAYING CAREER:** Eastern Illinois, 1982-86; Chicago Bruisers (Arena Football League), 1987; Ottawa Rough Riders (CFL), 1987; Chicago Bears, 1987.

**COACHING CAREER:** San Diego State, 1988-89; Indiana State, 1990-91; San Diego State, 1992-93; Miami (Ohio), 1994-95; Illinois, 1996; Philadelphia Eagles, 1997-98; New York Giants, 1999-2002; Dallas Cowboys, 2003-05; New Orleans Saints (Head Coach), 2006-.

OWNER

FOOTBALL

ADMINISTRATION

RECORDS

HISTORY



## DENNIS ALLEN

### DEFENSIVE COORDINATOR

Now in his second stint in New Orleans, Dennis Allen enters his sixth full season as the team's defensive coordinator in his 12th campaign with the club after he was re-hired by Head Coach Sean Payton in 2015. Allen's resume includes 25 years of coaching experience, including the last 19 in the National Football League. One

of the most respected defensive minds in the NFL, Allen has developed and led an ascending New Orleans defense that has ranked in the NFL's top five the past three seasons in run defense and finished in the top five in the four major yardage and opponent point categories in 2020, while also developing a promising group of young defenders mixed with veteran leaders.

In 2020, the Saints defense boasted one of the league's top units, finishing tied for first in interceptions (18), ranked fourth in opponent net yards per game (310.9) and opponent rushing yards per game (91.3), fifth in opponent net passing yards per game (217.0) and opponent points per game (21.1) and eighth in sacks (45). The Saints featured two Pro Bowl selections on defense – DE Cameron Jordan and CB Marshon Lattimore – with LB Demario Davis earning *Associated Press* second-team All-Pro after leading the team with 119 tackles and adding four sacks. Fourth-year DE Trey Hendrickson enjoyed a breakout campaign with 13.5 sacks, tied for second in the NFL. S Malcolm Jenkins led the unit with four takeaways, adding 91 tackles and two sacks. New Orleans did not allow a 100-yard rusher until Week 14 of the season, marking an NFL record of 55 games (regular season/postseason combined) of not giving up 100 yards to an individual.

The 2019 Saints ranked third in the league in sacks, recording 51 takedowns and finished fourth in run defense at 91.3 yards rushing per game. The sack total was the highest for the Saints since 2001. The 2019 Saints also ranked sixth on third down (34.8 percent) and 11th in total defense (333.1 yards per game). With two Pro Bowl starter selections on defense – Jordan and Lattimore and one *Associated Press* first-team All-Pro – Davis – the Saints had two contests where they did not surrender a defensive touchdown for the first time since 2000. Jordan finished with a career-high 15.5 sacks, ranked third in the NFL and tied for the fourth-highest total in franchise history, also earning All-Pro honors. Davis filled up the stat sheet with a team-high 111 tackles, four sacks, one interception and a career-high 12 passes defended.

In 2018, the Saints boasted the second-best run defense in the NFL, allowing just 80.2 yards per game and 3.6 yards per carry. His defense also collared 49 sacks, which tied for fifth in the league. The New Orleans defense held its opponents to 20 points or less in ten games in 2018 and had a six-game streak of keeping opponents under 20 for the first time since 2000. Jordan was selected to the Pro Bowl as an *AP* All-Pro in a season where he posted 12 sacks. On the interior, DT Sheldon Rankins posted eight sacks in a breakout campaign, the most takedowns by a Saints interior defender since 2000. Davis, in his first season with the club, became only the fourth player in Saints history to record 110 tackles and five sacks in a season. Lattimore led the team with five regular season

## COACHING STAFF

takeaways and added two more in the club's postseason win over Philadelphia.

In 2017, Allen coordinated a Saints defense that finished third in the league in interceptions (20), tied for seventh in sacks (42) and ranked tenth in opponent points per game (20.4 ppg.) after ranking 31st in 2016. Away from home, New Orleans surrendered only 18.3 points per game, tied for sixth in the NFL, with their 146 road points given up tied for the fifth-lowest total by the club since the start of a 16-game schedule in 1978. Allen oversaw a defense that featured first-team All-Pro Jordan who posted 13 sacks and Lattimore, who led NFL rookies with five interceptions and garnered *Associated Press* Defensive Rookie of the Year honors, as both defenders earned Pro Bowl trips. Lattimore was the second rookie under Allen's tutelage to capture league Rookie of the Year honors. Rookie S Marcus Williams, the club's second round draft pick, joined Lattimore as a *PFWA* All-Rookie selection, tying for second among league rookies with four picks.

In 2016, a young Saints defensive unit took several strides in the right direction, surrendering only 90.6 rushing yards per game over the final 13 weeks of the season, ranked sixth in the NFL over that period. In fact, New Orleans allowed under 100 yards rushing in eight games on the season, the fewest in a single season since they gave up seven in 2013. Jordan led the team with 7.5 sacks. LB Craig Robertson started all 15 games he appeared in and filled up the stat sheet with a team-high and career-high 131 tackles, one sack, one interception, five passes defended and two fumble recoveries.

After starting the 2015 season as the club's senior defensive assistant, Allen assumed coordinator duties in Week 11. As New Orleans rallied to win three of their final four contests, Allen's unit contributed to finishing strong as the defense surrendered 34.3 total net yards per game below the overall season average, including 24.3 fewer yards per game in stopping the run. New Orleans also held opponents to a season-low 17 points in two of the final four contests. Jordan was selected to his second Pro Bowl, as he recorded double-digit sacks (10) for the second time in his career.

Allen served as the head coach of the Oakland Raiders from 2012-14. In his second season, he guided a team that made significant improvement in several areas. Offensively, the Raiders ranked 12th in the NFL in rushing, improving 16 spots in league rankings from 2012 and sixth in yards per rush (4.6), improving 21 places in league rankings despite starting an NFL-high eight offensive line combinations due to injury. The defense replaced nine starters, yet improved in several categories. The defense recorded 38 sacks, 13 more than 2012, and tied for second in the NFL with 15 different players getting to the quarterback. The rush defense improved five spots from 18th in the NFL in 2012 to 13th in 2013, as they limited opposing offenses to just five runs of 20-or-more yards, tied for the fewest in the league, and kept opponents to less than two yards per carry three times. On special teams, the Raiders moved from the NFL's bottom-third to first overall in opponent gross punting (41.7), ranked third in opponent net punting (37.0) and fourth in opponent kickoff returns (20.4).

Allen coached the first four games of the 2014 season for the Raiders, during which he helped usher in a pair of rookies that went on to enjoy impressive campaigns in QB Derek Carr and LB Khalil Mack. The club's pass defense ranked fourth in the NFL.

In 2011, Allen served as defensive coordinator of the Denver Broncos. He led a defense that helped the Broncos win the AFC West division crown and advance to the AFC Divisional round with an AFC Wild Card game victory. The Broncos improved 12 spots over the previous year in overall defensive ranking and bettered their points

OWNER

FOOTBALL

ADMINISTRATION

RECORDS

HISTORY



## COACHING STAFF

allowed eight spots. The defense produced four Pro Bowl selections as rookie LB Von Miller joined CB Champ Bailey, S Brian Dawkins and DE Elvis Dumervil on the AFC squad. Miller tied the team's rookie record with 11.5 sacks en route to AP NFL Defensive Rookie of the Year honors and Dumervil also thrived under Allen, rebounding from injury to register 9.5 takedowns. The Broncos' 41 sacks as a team marked the unit's most since 2000.

During Allen's previous five-year tenure in New Orleans, he first served as assistant defensive line coach (2006-07) before being promoted to secondary coach (2008-10). He was a part of a defensive coaching staff that engineered significant improvement from 2009-10 when the club went 24-8 in the regular season, qualified for the playoffs both times and captured Super Bowl XLIV. Under Allen's direction in 2010, the Saints secondary allowed an NFL-low 13 touchdown passes, while New Orleans ranked fourth in both opponent net yards per game (306.3) and pass defense (193.9 ypg.). They also registered top five rankings in opponent third down efficiency (34.5%) and opponent passer rating (75.3). S Roman Harper was selected to his second consecutive Pro Bowl, posting 100 tackles and three sacks, and CB Jabari Greer recorded two interceptions with one brought back for a touchdown.

In 2009, Allen tutored a secondary that played a key role in helping the Saints to the club's first Super Bowl victory. A revamped unit accounted for an NFL-high six interception returns for touchdowns and totaled 22 picks on the season with two of the four starters being selected to the Pro Bowl. Greer returned one pick for a touchdown. Harper led the unit with a career-high 127 tackles and added 1.5 sacks and two forced fumbles while being selected to his first Pro Bowl. CB Tracy Porter picked off Brett Favre and Peyton Manning in the fourth quarter in consecutive postseason contests, with his famous Super Bowl XLIV interception being brought back for a touchdown.

While serving as assistant defensive line coach from 2006-07, Allen helped develop a unit that ranked as one of the strengths of the Saints' defense. During that stretch, the defensive front combined for 48.5 sacks, 10 forced fumbles and 10 fumble recoveries and DE Will Smith was voted to the Pro Bowl in 2006.

Allen joined the Saints after a four-year stint with the Atlanta Falcons, where he spent his final two years as defensive assistant/quality control with an emphasis on working with the defensive line. Over the previous two seasons, he was in charge of defensive quality control while helping tutor the secondary.

Over his last two years in Atlanta, the Falcons' defense was paced by the play of the front four. In 2004, Atlanta led the NFL for the first time in club history with 48 sacks and the unit sent DE Patrick Kerney to the Pro Bowl. In 2005 DT Rod Coleman represented the club in the Pro Bowl and the Falcons notched 37 sacks.

In 2002, Allen's first year with the Falcons, he assisted in coaching the defensive backfield. Atlanta improved to 16th against the pass after ranking 30th the year before, and tied for third in the NFL with 24 interceptions.

Allen worked as the secondary coach for the University of Tulsa (2000-01) before heading to the NFL. Prior to his stint at Tulsa, Allen was on the coaching staff for four years (1996-99) at his alma mater, Texas A&M, as a graduate assistant working primarily with the school's secondary.

A native of Hurst, Texas, Allen earned four letters for Texas A&M as a safety from 1992-

OWNER

FOOTBALL

ADMINISTRATION

RECORDS

HISTORY

## COACHING STAFF

95 and started the final 21 games of his career. A highlight was his fourth-quarter interception that clinched an 18-9 victory over Texas in 1993, sending the Aggies to their third-straight Cotton Bowl. He collected Southwest Conference Defensive Player of the Week honors after intercepting two passes in a 36-14 win over Oklahoma in 1994.

Allen was signed as an undrafted free agent by the Buffalo Bills and competed in their training camp in 1996. Allen's late father, Grady, played at Texas A&M and was a linebacker for the Falcons from 1968-72.

**PLAYING CAREER:** Texas A&M, 1992-95.

**COACHING CAREER:** Texas A&M, 1996-99; Tulsa, 2000-01; Atlanta Falcons, 2002-05; New Orleans Saints, 2006-10; Denver Broncos, 2011; Oakland Raiders (Head Coach), 2012-14; New Orleans Saints, 2015-.



### CHARLES BYRD ASSISTANT STRENGTH & CONDITIONING

After serving as an assistant his first two seasons, Charles Byrd was promoted to assistant strength and conditioning coach in 2010. His responsibilities consist of assisting Head Strength and Conditioning Coach Dan Dalrymple in implementing the team's year-round program.

Byrd is in his 16th season as a coach and 14th in the NFL after stints on the offseason and training camp rosters of the Cleveland Browns, Green Bay Packers, Washington Redskins and New York Giants from 2005-06 as a defensive back, also playing for the Arena Football League's Las Vegas Gladiators in 2006. He started as a strength and conditioning intern at Miami University (Ohio) in 2006, becoming a graduate assistant in his final year with the Redhawks before coming to New Orleans.

Byrd graduated from Morehead State University with a bachelor's degree in university studies, where he played both in the secondary and as a kickoff returner from 2001-04. The Oxford, Ohio native earned Division I-AA Mid-Major All-America honors for two straight seasons. A team captain and three-year starter, he helped the Eagles to three consecutive Pioneer Football League Southern Division championships.

**PLAYING CAREER:** Morehead State, 2001-04; Las Vegas Gladiators (Arena Football League), 2006.

**COACHING CAREER:** Miami (Ohio), 2006-07; New Orleans Saints, 2008-.



## PETE CARMICHAEL

### OFFENSIVE COORDINATOR

Pete Carmichael's in his 13th season as New Orleans Saints offensive coordinator after tutoring the quarterbacks his first three years with the club.

Throughout this 15-year period, he has been a key figure in the planning and preparations of an offensive attack that has been ranked first in the National Football League in yardage in six seasons and in the top ten each campaign from 2006-19. During this period of Carmichael's tenure on the New Orleans coaching staff, the club's 14-year streak of finishing in the top 10 in offense was the third-longest since the 1970 AFL-NFL merger. Additionally, quarterback Drew Brees, who retired following the 2020 season, was named to the Pro Bowl 12 times, while becoming the league's all-time leader in completions and passing yardage.

In his 12th season as offensive coordinator in 2020, Carmichael guided a Saints offense that ranked No. 6 in the NFL in rushing offense with 141.6 yards per game and had a league-best 30 rushing touchdowns, a team record and tied for the sixth-highest total in NFL record books, en route to a 12-4 record and the team's fourth consecutive NFC South championship. The Saints also finished fourth in the NFL in points per game (30.1) and New Orleans quarterbacks threw only eight interceptions, tied for the fourth-lowest total in the league. Brees completed 275-of-390 passes (70.5%) for 2,942 yards with 24 touchdowns, only six interceptions and a 106.4 passer rating, ranked first in the NFL in fourth quarter passer rating (128.7), second in completion percentage and sixth in passer rating. Also under Carmichael's tutelage, running back Alvin Kamara, turned in a breakout campaign, leading the NFL with a club-record 21 touchdowns, while carrying 187 times for a career-high 932 yards (5.2 avg.) with 16 touchdowns. He led all running backs in receiving with a career-high and team-best 83 receptions for 756 yards (9.1 avg.) with five touchdowns, finishing third in the league with a career-high 1,688 total yards from scrimmage. Kamara, left tackle Terron Armstead and guard Andrus Peat were named to the Pro Bowl, while Kamara and right tackle Ryan Ramczyk were selected second-team *Associated Press* All-Pro.

In 2019 under Carmichael's guidance, the Saints set an NFL record with the fewest turnovers (8) in NFL history as they finished the regular season 13-3 and captured their third consecutive NFC South Division championship. In addition to the NFL record for the fewest turnovers, the Saints finished tied for third in the league in points per game (28.6), ranked sixth in total yards per play (5.9) and seventh in net passing yards per game (265.3) despite Brees being sidelined for five games with a right thumb injury. While Brees completed 281-of-378 passes for 2,979 yards with 27 touchdowns, only four interceptions and a career-high 116.3 passer rating, Carmichael and the offensive staff also prepared Teddy Bridgewater, who posted a 5-0 record as the starter and completed 133-of-196 passes (67.9%) for 1,384 yards with nine touchdowns, only two interceptions and a 99.1 rating. Wide receiver Michael Thomas set the NFL's receiving record, posting 149 receptions for a franchise-record 1,725 yards and nine touchdowns and was selected as *Associated Press* NFL Offensive Player of the Year and as an *AP* first-team All-Pro and Pro Bowl starter for the second consecutive season. Kamara became only the second Saint to have

## COACHING STAFF

1,300 total yards from scrimmage in three consecutive seasons, the first to do so in his first three campaigns, as he also became the first Saint to be named to the Pro Bowl in his first three seasons. Tight end Jared Cook led his position in the league in yards per catch and ranked second in touchdown receptions, as he posted 43 catches for 705 yards (16.4 avg.) and nine scoring grabs, snagging a Pro Bowl berth. The Saints offensive line surrendered only 25 sacks, tied for the third-lowest total in the league, sending Armstead, Peat and guard Larry Warford to the Pro Bowl, while right Ramczyk was an *AP* first-team All-Pro.

In 2018, Carmichael guided an offense that finished third in the NFL in points per game (31.5) en route to a 13-3 record and an NFC South title for the second straight season. The Saints finished tied for third in the league with the fewest giveaways (16), ranked sixth in the NFL in rushing yards per game (126.6), eighth in total offense (379.2) and led the NFL in rushing touchdowns (26). Brees finished the season surpassing his prior NFL record for completion percentage (74.4), leading the league with a career-high 115.7 passer rating to go along with 32 touchdowns and only five interceptions in a season when he became the league's all-time completions and passing yardage leader. Also under Carmichael's tutelage, Kamara ranked seventh in the NFL in total yards from scrimmage with a club-best 1,592 yards and ranked second in the league with 18 touchdowns, which tied the franchise-best. Thomas shattered what was the club's receptions and receiving yardage records with a league-best 125 grabs for 1,405 yards and nine touchdowns. Brees (second-team) and Thomas (first-team) were *AP* All-Pro's in addition to being selected as Pro Bowl starters. The offensive line surrendered only 20 sacks for the second consecutive season, the league's second-lowest total. Armstead, Peat, Warford and center Max Unger were named to the Pro Bowl, while Ramczyk was an *AP* second-team All-Pro.

In 2017, Carmichael coordinated a balanced offense that finished second in the National Football League (391.2 ypg.), with the Saints the only club to be ranked in the top five both in passing (fifth-261.8) and rushing (fifth-129.4). The Saints also finished first in the NFL in yards per play (6.3), passing yards per play (8.1), fourth down efficiency (80.0%) and yards after the catch (2,401). Brees set the NFL single-season record for completion percentage (72.0%), completing 386-of-536 passes for 4,334 yards and 23 touchdowns and a 103.9 passer rating. Running back Mark Ingram set career-highs with 1,124 yards rushing, 12 rushing touchdowns, 58 receptions and 1,540 total yards from scrimmage. Kamara set a league record for rookie running backs with 826 receiving yards on 81 receptions and five touchdowns, while he led the NFL by averaging 6.1 yards per carry on 120 carries for 728 yards with eight touchdowns, as he led the club with 1,554 total yards from scrimmage and was selected by the *AP* as NFL Offensive Rookie of the Year and as a second-team All-Pro (flex). The 3,094 combined total yards from scrimmage from Ingram and Kamara was the second-most by a running back duo since the start of a 16-game season in 1978. Thomas posted 104 receptions for 1,245 yards. The 4,339 combined total yards from scrimmage by Ingram, Kamara and Thomas, was the highest total by a skill position trio in club history. The offensive line allowed just 20 sacks, second-fewest in the NFL, even though they had to open with six different combinations. Brees, Ingram, Kamara, Thomas and Warford were selected to the Pro Bowl.

In 2016, the Saints offense ranked first in the NFL (426.0 ypg.), with the club also finishing first in passing offense (317.1 ypg.), third down efficiency (48.6), first downs (395) and yards after catch (2,439). The club posted the third-highest scoring season in club history, ranking second in the NFL (29.3 ppg.). The team's 6,816 total yards

OWNER

FOOTBALL

ADMINISTRATION

RECORDS

HISTORY



gained on the season was the seventh-highest total in league history. With Thomas and wide receiver Brandin Cooks each recording 1,000-yard receiving seasons, Ingram posting a 1,000-yard rushing season and Brees reaching 5,000-yards passing, the New Orleans offense became the second one in NFL history that featured a 5,000-yard passer, a 1,000-yard rusher and two 1,000-yard receivers, joining the 2013 Denver Broncos. Brees reached 5,000 passing yards for an NFL-record fifth time while his passing yardage total (5,208) was the second-highest in his career and the fourth-highest of all-time, leading the league for an NFL-record seventh time. He also set an NFL single-season record for completions (471), as he was named to the Pro Bowl. Ingram ran for 1,043 yards, becoming the first 1,000-yard rusher in club history since 2006 (Deuce McAllister). Cooks (1,173) and Thomas (1,137) each eclipsed 1,100 yards receiving with Thomas setting the team single-season rookie record for receptions, receiving yardage and receiving touchdowns. Thomas finished the season leading all NFL rookies in all three categories with the receptions total second all-time for a rookie behind Anquan Boldin's 101 in 2003.

In 2015, Carmichael coordinated an offense that finished second in the NFL (403.8 ypg.), with the club finishing first in net passing yards per game (310.6), third down efficiency (47.7%) and first downs (381). Brees threw for an NFL-high 4,870 yards and 32 touchdowns with a 101.0 rating despite missing one game. Despite being sidelined the final four games, Ingram had a team-high 1,074 total yards from scrimmage. Wideouts Cooks and Willie Snead IV enjoyed breakout seasons. Cooks led the team in all three major receiving categories with 84 grabs for 1,138 yards and nine touchdowns. Snead secured a roster spot and made 69 catches for 984 yards and three touchdowns. Tight end Benjamin Watson set career-highs with 74 grabs for 825 yards, while tying a career-best with six touchdown receptions.

In 2014, Carmichael led an offense that finished first in the NFL in net yards per game (411.4), third down efficiency (48.3%) and first downs (395). Brees tied for the NFL lead in passing yardage (4,952). He also finished first in the NFL in completions (456), second in completion percentage (69.2%) and tied for fifth in touchdown passes (33). Tight end Jimmy Graham led the team in both receiving and touchdowns with 85 catches for 889 yards and ten touchdowns and Ingram led the team in rushing yards (964), total yards from scrimmage (1,109) and rushing touchdowns (nine), which was tied for third in the NFL. Four offensive Saints made the Pro Bowl: Brees, guard Jahri Evans, Graham and Ingram.

In 2013 the offense finished fourth in net yards per game (399.4), second in passing offense (307.4 ypg.), third in third down conversion percentage (43.9%), fourth in first downs (359) and second in yards after the catch (2,576). Brees, Evans, Graham and guard Ben Grubbs were selected to the Pro Bowl. Brees finished near the top of the NFL in virtually every passing category, completing 446-of-650 (68.6%) passes for 5,162 yards with 39 touchdowns and a 104.5 rating. Graham enjoyed one of the most prolific seasons for a tight end in NFL history, recording 86 receptions for 1,215 yards with a franchise-record 16 touchdowns. The 2013 Saints were also only the fifth NFL team to have four players with 65 or more catches (Graham-86, running back Pierre Thomas-77, wide receiver Marques Colston-75 and running back Darren Sproles-71), as New Orleans did so for the second consecutive season.

In 2012, Carmichael called plays for an offense that finished second in the NFL (410.9 ypg.) and third in the league in scoring (28.8 ppg.). The Saints also compiled top-five NFL rankings in red zone touchdown percentage (68.4%), third down conversion rate (44.0%) and first downs (352), supported by a line with two Pro Bowl selections

## COACHING STAFF

(tackle Jermon Bushrod and Evans) that surrendered only 26 sacks, tied for third-lowest in the NFL. Brees threw for 5,177 yards and 43 touchdowns, both league-bests. The wideout duo of Colston and Lance Moore each reached 1,000 yards.

In 2011, the Saints produced some of the best offensive numbers in league history as the team shattered several NFL and team records. After Head Coach Sean Payton suffered a leg injury in Week Six, Carmichael took over play-calling duties. New Orleans set NFL records in completion percentage (71.3%), net passing yardage (5,347) and first downs (416) that have since been broken, while the marks for total net yards (7,474), third down conversion rate (56.7%) and fewest fumbles (6) still stand. They also set a team mark and led the league in third down conversions (118). New Orleans finished with 547 points, then the fourth-highest total in NFL history, and scored at least 45 points in four regular season games and one postseason contest, including three straight outputs of at least 45. Brees enjoyed one of the most prolific seasons by a signal-caller as he completed 468-of-657 passes (71.2%) for 5,476 yards, 46 touchdowns and a 110.6 rating, breaking NFL records for yardage (since broken), completions, 300-yard passing games (13) and completion percentage (since broken). Graham had 99 receptions for 1,310 yards with 11 touchdowns. A running game ranked sixth in the NFL flourished behind an offensive line that featured three Pro Bowl selections (Bushrod, Evans and guard Carl Nicks), in addition to Brees and Graham.

In 2010, the Saints finished third in the NFC and sixth in the NFL after averaging 372.5 yards of total offense, finishing third in the league in passing. The unit converted 48.8% of their third down conversions and ranked fifth in the NFL with 351 first downs.

In 2009, Carmichael's first season with his new title, the Saints continued to compile impressive offensive numbers. The Saints finished in the top five in seven offensive categories, while also racking up an NFL-best 510 points. At least 45 points were scored four times, a fifth time in the postseason, with four straight outputs of at least 30. The Saints ranked first in the league with 6,461 net yards, then third-best in club history. The Saints' 348 first downs was the second-best total in league rankings. The Saints also finished ranked sixth in the NFL in rushing with 131.6 yards per game on 4.5 yards per carry. The offense continued to flourish in the postseason, averaging 35.6 points per game and scoring eight-of-nine times inside the red zone. Brees keyed the run, completing 70.6 percent of his passes and throwing eight touchdowns with a 117.0 passer rating. He was selected the Super Bowl XLIV MVP, as he led the Saints back from a ten-point deficit, completing 18 of his last 19 passes and engineering the fourth quarter game-winning drive.

In 2008, Carmichael's title was quarterbacks/passing game – with duties that included assisting in the pass routes, protection schemes and quarterback responsibilities. He tutored the signal callers his first three seasons with the club. In 2008, the offense went on to rank No. 1 in the NFL in passing, and Brees threw for 5,069 yards.

Carmichael worked closely with Brees since both arrived in New Orleans from San Diego in 2006 through his retirement this offseason, with virtually all of the franchise's passing records have fallen. Brees led the NFL or tied for the lead in passing yardage an NFL-record seven times, set the league record for completion percentage four times and threw for a club-record 491 touchdowns over 15 seasons. He captured AP Offensive Player of the year twice (2008, 2011) under Carmichael's tutelage.

Carmichael brings the perspective of having a wide range of coaching experiences, including working with nearly every position group on offense. With the Chargers,

OWNER

FOOTBALL

ADMINISTRATION

RECORDS

HISTORY


## COACHING STAFF

he assisted wide receivers coach James Lofton for an offense that ranked tenth in the NFL in 2004 and 2005. Carmichael joined the Chargers in 2002 and served as offensive assistant/quality control coach until being promoted.

For his first two NFL positions, Carmichael was a quality control coach for Washington in 2001, and in 2000, he was the tight ends coach/offensive assistant for Cleveland. From 1995-99, Carmichael was the quarterbacks coach at Louisiana Tech, and during his tenure the signal-callers broke almost every school passing record. He began his coaching career as the assistant offensive line coach at the University of New Hampshire in 1994, with the Wildcats winning the Yankee Conference championship.

Born Oct. 6, 1971 in Framingham, Mass., Carmichael attended Medway (Mass.) High School where he played football and baseball. He was a four-year baseball letterman at Boston College. As a senior, Carmichael was a team captain and Most Valuable Player. He graduated with a degree in mathematics in 1994. Growing up in a football family, his late father, Pete Carmichael Sr., was a football coach with more than 40 years of coaching experience at the high school, college and NFL levels, including 18 years at Boston College and nine years with the Jacksonville Jaguars (1995-99), Browns (2000) and Chicago Bears (2001-03).

**COACHING CAREER:** New Hampshire, 1994; Louisiana Tech, 1995-99; Cleveland Browns, 2000; Washington, 2001; San Diego Chargers, 2002-05; New Orleans Saints, 2006-.



### JIM CHANEY OFFENSIVE ANALYST

36-year coaching veteran Jim Chaney, long known as one of college football's top offensive minds, enters his first season as an offensive analyst for the New Orleans Saints in 2021. Chaney returns to the NFL in 2021 after stints at Tennessee, Georgia, Pittsburgh and Arkansas. In all, he has been coaching 36 years (33 in college and three in the pros).

From 2019-20, Chaney served as offensive coordinator at Tennessee, his second stint in the position at the school after first serving from 2009-12. In 2020, sophomore running back Eric Gray let the team in rushing with 157 carries for 772 yards (4.9 avg.) and added 30 receptions for 254 yards. In 2019, Gray set a Volunteers true freshman record with 246 yards rushing against Vanderbilt before capturing Gator Bowl MVP honors with 120 all-purpose yards and one touchdown against Indiana. Chaney also tutored senior wideout and current Saint Marquez Callaway, who tied for the SEC lead and fourth in the nation in yards per catch (21.2), while grabbing 30 passes for 635 yards and six touchdowns.

OWNER

FOOTBALL

ADMINISTRATION

RECORDS

HISTORY

## COACHING STAFF

Chaney returned to Tennessee 2019 after serving three seasons as offensive coordinator at Georgia from 2016-18, tutoring quarterbacks his first two seasons and tight ends in 2018 and prior to that coordinated offenses at Pitt and Arkansas.

Chaney worked the 2006-08 seasons for the NFL's St. Louis Rams, where he was the tight ends coach in 2008 after spending the previous two campaigns (2006-07) coaching the offensive line. In 2006, Chaney's offensive line paved the way for the NFL's sixth-ranked total offense (5,767 yards) and the fourth-ranked passing offense (3,962 yards) Prior to that, he had logged time at six different schools across the country, in just over two decades in the collegiate ranks.

At Purdue, he served as the offensive coordinator under head coach Joe Tiller from 1997-2005, the first five also handling recruiting coordinator responsibilities. Chaney's offenses ranked in the top ten in the nation in total offense six times and led the Big Ten in passing five times. He helped develop former Saints signal-caller and the NFL's all-time passing yardage leader Drew Brees, who received the Maxwell Award as the Boilermakers won the Big Ten and earned a berth in the Rose Bowl. In 2004, future NFL signal-caller Kyle Orton led the Big Ten in passing yards (3,090), completion percentage (60.6) and passing touchdowns (31).

Chaney arrived at Purdue from the University of Wyoming where he coached several different positions from 1993 to 1996 under Tiller. He started his coaching career at Cal State Fullerton in 1985 and served in many different areas in eight seasons including offensive coordinator.

A native of Holden, Missouri, Chaney earned his bachelor's degree in physical education from Central Missouri State in 1985 after a career at nose guard. He earned All-Conference honors as a senior.

**COACHING CAREER:** Central Missouri State, 1980-83.

**COACHING CAREER:** Cal State Fullerton, 1985-92; Wyoming, 1993-96; Purdue, 1997-2005; St. Louis Rams, 2006-08; Tennessee, 2009-12; Arkansas, 2013-14; Pittsburgh, 2015; Georgia, 2016-18; Tennessee, 2019-20; New Orleans Saints, 2021-.

OWNER

FOOTBALL

ADMINISTRATION

RECORDS

HISTORY





## RONALD CURRY

### QUARTERBACKS

Ronald Curry who is in his 16th season overall in the NFL and his sixth as an assistant coach with the Saints, is of the top young offensive minds on New Orleans' staff. After working primarily with the wide receivers his first five seasons with the club, this year the former college signal-caller will serve as quarterbacks coach.

This season, Curry will be charged with one of the team's most important and highly anticipated projects in working with the quarterbacks group of Ian Book, Taysom Hill, Trevor Siemian and Jameis Winston following the retirement of Drew Brees. Curry will be charged with fast-tracking their transition into more prominent roles in the New Orleans offense following a competition, which will feature receiving targets Michael Thomas, Tre'Quan Smith and Alvin Kamara, as well as several younger players.

Last year Curry held the title of wide receivers coach for the second season with the club, focusing on the position throughout his tenure in New Orleans. In 2020, Curry and Senior Offensive Assistant Curtis Johnson guided the position group through injuries to several players including Thomas. Emmanuel Sanders led the group with 61 receptions for 726 yards and five touchdowns. Tre'Quan Smith, under Curry's guidance worked through injuries to record 34 receptions for 448 yards with four touchdowns, adding two more scoring grabs in the NFC Divisional Playoff.

In 2019, Curry and Johnson helped Michael Thomas shatter the NFL's receptions record and club receiving yardage records as he posted 149 receptions for 1,725 yards and nine touchdowns as he was selected *Associated Press* NFL Offensive Player of the Year. He was selected as an *AP* first-team All-Pro and Pro Bowl starter for the second consecutive season.

In 2018, Thomas recorded a NFL-best 125 grabs for 1,405 yards and nine touchdowns. He also developed 2018 third-round pick Smith, who was named NFL Rookie of the Week after a ten reception, 157-yard, one touchdown performance in Week 11.

In his three years with the San Francisco 49ers prior to coming to New Orleans, Curry served as wide receivers coach in 2015 and as an offensive assistant working with the wideouts from 2013-14. In 2015, Anquan Boldin recorded at least 65 receptions for the fourth consecutive season and Torrey Smith led the National Football League in yards per catch (20.1). From 2013-14, Boldin became the first player in 49ers history to reach 1,000 receiving yards in each of his first two seasons with the team and the first 49ers receiver to eclipse the mark in back-to-back seasons since Terrell Owens from 2002-03.

Prior to joining the 49ers staff, Curry spent three years at Mooresville Christian Academy in Mooresville, N.C., as the athletic director and head football coach.

Curry was originally selected in the seventh round (235th overall) by the Oakland Raiders in the 2002 NFL Draft. He played in 76 career games with 32 starts and

## COACHING STAFF

registered 193 receptions for 2,347 yards and 13 touchdowns from 2002-08.

While with Oakland, Curry learned the intricacies of the wide receiver position from Pro Football Hall of Famers Fred Biletnikoff (2003-06) and James Lofton (2008).

A four-year starter at quarterback at the University of North Carolina (1998-2001), Curry left Chapel Hill with school records of 4,987 passing yards and 6,236 yards of total offense in his career. In the 2001 Peach Bowl against Auburn, Curry earned Offensive Most Valuable Player honors. The year prior, Curry was voted Tar Heels Offensive MVP as a junior, where he registered 2,325 passing yards and 11 passing touchdowns. Curry was a two-sport athlete at UNC, as he was also the starting point guard on the school's 1998-99 and 2000-01 basketball teams.

A Hampton, Va. native, Curry was a high school All-American in football and basketball.

**PLAYING CAREER:** North Carolina, 1998-2001; Oakland Raiders, 2002-08.

**COACHING CAREER:** Mooresville Christian Academy (Head Coach), 2010-12; San Francisco 49ers, 2013-15; New Orleans Saints, 2016-.



### DAN DALRYMPLE HEAD STRENGTH & CONDITIONING

By designing extensive and innovative workout programs – crafted to the needs of every player as well as the demands of each position group – Head Strength & Conditioning Coach Dan Dalrymple has been a key member of the Saints organization since arriving in 2006.

His responsibilities and influence both in the weight room and on the field remain constant throughout the entire year.

The efforts of Dalrymple and his staff have played a key role in the club's success over the past 15 seasons. His routines, focused on building and maintaining strength and stamina while minimizing injuries, have paid dividends for the Saints. Since 2006, New Orleans has put together 18 winning streaks of three games or more, including a franchise-record 13-game win streak in 2009, a ten-game run in 2018 and nine straight wins in 2020 en route to their fourth consecutive NFC South title. 27 players have been selected to the Pro Bowl during his tenure, 20 for the first time in their National Football League careers.

Throughout his tenure, Dalrymple's teams have traditionally finished strong. In 2009's Super Bowl XLIV Championship season, evidence of the conditioning of the club was their stamina throughout games, as they outscored opponents 139-48 in the fourth quarter, finishing first in the NFL in both points scored and allowed in the final period.

## COACHING STAFF

He was named as the recipient of the Cybex Professional Strength and Conditioning Coach of the Year award by the Professional Football Strength and Conditioning Coaches Association and the Samson Strength and Conditioning NFL Coach of the Year award from American Football Monthly.

Prior to joining the Saints, Dalrymple spent the previous 17 seasons in a similar capacity at Miami University (Ohio), including the last 16 as director of athletic conditioning, a program that he built from its foundation. While the Redhawks football team was a focus of his efforts, Dalrymple and his staff created workout regimens for every athletic program. He was promoted with the additional title of assistant athletic director in 2003. At Miami, he was a coaching colleague of Saints Head Coach Sean Payton from 1994-95.

Dalrymple has been certified by the National Strength & Conditioning Association since 1991 and has been honored as a finalist for the organization's coach of the year in 1995, 1997, 1999, 2003 and 2006. Dalrymple is only the second NFL strength coach to receive professional coach of the Year honors multiple times from the Professional Football Strength and Conditioning Coaches Association.

He's one of only three NFL coaches in his field to be certified by the Collegiate Strength & Conditioning Coaches Association as a Master Strength & Conditioning Coach. Dalrymple's earned two certifications for USA Weightlifting that designate him as qualified to work with athletes in Olympic weightlifting and also serve as a sports performance specialist.

After taking over the supervision of Miami's strength and conditioning program in 1989, the football program posted a 116-72-9 record, had a streak of 12-straight winning seasons and went to bowl games in 2003 and 2004.

For the Saints, Dalrymple couples his intense work ethic and a constant evolution of his approach with a lengthy background in football.

A 1988 graduate of Miami, Dalrymple was a four-year starter (1983-86) as an offensive lineman and was a first-team All-MAC selection his final two seasons, also earning honorable mention All-America accolades. He was one of three captains of the 1986 conference champion team. Dalrymple was later honored as one of five linemen on the Cincinnati Enquirer's All-20th Century Miami football team and was elected to the school's Hall of Fame in 2002.

After his college career and attending training camp with the Seattle Seahawks, Dalrymple returned to his alma mater as a student assistant coach in 1987. He served as a graduate assistant the following year before being promoted to offensive line and strength coach in 1989. He was named strength & conditioning coordinator in December of that year.

In 2011, Dalrymple co-authored his first book, "The Athletic Body Puzzle-The Guide For Parents And Coaches."

**PLAYING CAREER:** Miami (Ohio), 1983-86.

**COACHING CAREER:** Miami (Ohio), 1987-2005; New Orleans Saints, 2006-.

OWNER


FOOTBALL

ADMINISTRATION

RECORDS

HISTORY

## COACHING STAFF




## DECLAN DOYLE

### OFFENSIVE ASSISTANT

Declan Doyle is in his third season as an offensive assistant with the Saints. Prior to joining the Saints, he started his coaching career as an offensive student assistant at the University of Iowa. At Iowa, Doyle primarily assisted the offensive staff during daily individual drills and broke down film of upcoming opponents' defenses.

In 2018, Doyle graduated from Iowa with a bachelor's degree in business management, marketing and related support services. The Iowa City native transferred to Iowa after serving as the baseball team captain at Iowa Western Community College.

**COACHING CAREER:** Iowa, 2016-18; New Orleans Saints, 2019-.



## PHIL GALIANO

### ASSISTANT SPECIAL TEAMS

Phil Galiano enters his third season with the New Orleans Saints as assistant special teams coach in 2021. Galiano is a veteran in the coaching ranks with 21 years of experience, including five seasons in the NFL.

The 2020 season saw the Saints special teams ranked fifth in NFL writer Rick Gosselin's comprehensive special teams rankings. They ranked first in opponent punt return average (2.3) and second in opponent kickoff return average (17.2), sixth in kickoff return average (25.4 avg.) and ninth in punt return average (10.2 avg.), while ranking third in opponent average starting position after kickoffs (23.8-yard line) and ninth in average starting position after kickoffs (25.9-yard line). Despite missing seven games with injuries, wide receiver/return specialist Deonte Harris had a 12.2 punt return average and 27.3 kickoff return average. Kicker Wil Lutz (Week Five) and punter Thomas Morstead (Week One) each were named NFC Special Teams Player of the week once.

The 2019 season saw special teams rise to first in Gosselin's special teams rankings. The special teams featured standout performances from Harris, Lutz, Morstead and defensive back J.T. Gray. For the first time in franchise history, two special teams players were selected to the *Associated Press* All-Pro team (Gray and Harris) and for the second time, two were selected to the Pro Bowl (Harris and Lutz). As an undrafted

## COACHING STAFF

free agent, Harris ranked in the top five in the NFL in both kickoff and punt return average. Lutz set a franchise record by drilling 32 field goals, ranking second in the NFL in scoring (144 points), PATs (48), touchbacks (career-high 74) and third in field goals. Morstead ranked fifth in the NFL in net punting average (43.1) and was named the September NFC Special Teams Player of the Month and twice was selected conference Special Teams Player of the Week. Gray led the Saints with 16 coverage stops, blocked a punt and recovered a fumble on coverage.

In 2018, Galiano was the special teams coordinator and assistant defensive line coach at Penn State. The Nittany Lions were ranked 12th in the country in kickoff return average with (24.7 ypr.) and 23rd in special teams efficiency and gross punt average (44.0 avg.). He joined the Nittany Lions in 2017 as a defensive consultant and served as the special teams coordinator for the 2017 Playstation Fiesta Bowl.

In 2016, he was a special teams intern with the Miami Dolphins and served under current Saints Special Teams Coordinator Darren Rizzi. Miami ranked seventh in Gosselin's special teams rankings and led the National Football League in opponent gross punting average (41.8 yards per punt) and tied for the league lead with four blocked kicks.

Galiano spent eight years at Rutgers over three stints, most recently as special teams coordinator/tight ends coach in 2015 and director of recruiting in 2014. Under Galiano's tutelage in 2015, the Scarlet Knights ranked 12th in ESPN's special teams efficiency ranking, including finishing 19th in the FBS in kick return defense (18.75), 13th in punt return average (13.92) and scoring five special teams touchdowns in 2015.

After 12 years at the college level, Galiano jumped to the NFL with the Tampa Bay Buccaneers from 2012-13 as assistant special teams coach. In 2013, Tampa Bay led the NFL in kickoff return defense (18.8 ypr.) and blocked two punts. In 2012, the Buccaneers led the NFL with three blocked punts. Galiano also worked with kicker Connor Barth, who tied for the league lead in field goals of 40+ yards and punter Michael Koenen, who led the league in touchbacks on kickoffs and touchback percentage on kickoffs.

In his second stint with the Scarlet Knights, Galiano coached the defensive line (2011) and tight ends (2010). In 2011, the Rutgers defense finished third in the FBS in forced turnovers (34), eighth in tackles for loss (7.62) and scoring defense (18.31) and 15th in sacks (2.69).

Prior to his second stint at Rutgers, Galiano served as the defensive coordinator and linebackers coach at Florida International from 2007-09. At FIU, Galiano helped the Panthers achieve marked improvements on the defensive side of the ball. Between the 2007 and 2008 seasons, FIU jumped up 74 spots in turnover margin, 45 spots in pass efficiency defense, 36 spots in scoring defense, 34 spots in total defense and 25 spots in rush defense. The team also ranked 25th nationally in tackles for loss average, moving up 37 spots.

In his first stop at Rutgers from 2003-06, Galiano began as a defensive graduate assistant in 2003, before he was elevated to linebackers coach in 2004. He spent the 2005-06 seasons coaching the defensive ends. His defensive ends were major contributors on a defensive unit that ranked fourth nationally in 2006. Rutgers' defense was fifth in the NCAA in sacks and tackles for loss per game and produced first-team All-America and All-Big East defensive lineman Eric Foster, as well as second-team All-Big East defensive lineman Jamaal Westerman, both of whom played in the NFL.

OWNER

FOOTBALL

ADMINISTRATION

RECORDS

HISTORY



## COACHING STAFF

Galiano began his coaching career at Dickinson College, where he worked with the outside linebackers in 2000. He spent 2001 as outside linebackers coach at the University of New Haven for Rizzi who served as head coach, before becoming an offensive assistant at Villanova in 2002, working primarily with the tight ends.

A three-year starter at safety for Shippensburg University, Galiano served as a tri-captain during his senior campaign. He helped lead the Raiders to three consecutive winning seasons from 1997-99. The Norristown, Pennsylvania native graduated with a bachelor's degree in business administration.

**PLAYING CAREER:** Shippensburg University, 1996-99.

**COACHING CAREER:** Dickinson College, 2000; New Haven, 2001; Villanova, 2002; Rutgers, 2003-06; Florida International, 2007-09; Rutgers, 2010-11; Tampa Bay Buccaneers, 2012-13; Rutgers, 2014-15; Miami Dolphins, 2016; Penn State, 2017-18; New Orleans Saints, 2019-.



### PETER GIUNTA SENIOR DEFENSIVE ASSISTANT

Peter Giunta (pronounced GEN-ta) enters his sixth season as a Saints senior defensive assistant in 2021. He's a 42-year coaching veteran, including 30 years of experience in the NFL with three Super Bowl Championships.

Giunta coached a secondary group that helped contribute to the Saints tying for third in the NFL in takeaways (26), first in interceptions (18), ranked fourth in total defense (310.9 ypg.), and fifth in opponent points per game (21.1) and pass defense (217.0 ypg.). With the guidance of Giunta, Malcolm Jenkins, Janoris Jenkins and Marcus Williams all had three interceptions and Marshon Lattimore was selected to his third Pro Bowl in four seasons.

In 2019, Saints defensive backs recorded nine interceptions, three sacks, six forced fumbles and seven fumble recoveries. Giunta had a helping hand in the growth of fourth-year safety Vonn Bell, who totaled five regular season fumble recoveries – the most in the NFL and added another in the postseason. Bell also led the secondary in tackles (86) for the fourth consecutive season. Safety Marcus Williams led the team with four interceptions. Lattimore became the first Saints cornerback to be selected to two Pro Bowls, leading the team with 14 passes defended as he was often matched up against opponents' top wide receivers. Rookie defensive back C.J. Gardner Johnson, played at both nickel corner and safety, posting 46 tackles, one interception, one forced fumble and one fumble recovery as he developed throughout the season.

In 2018, New Orleans defensive backs recorded 12 picks, three sacks, nine forced fumbles and six fumble recoveries. Giunta aided in the continued development of Lattimore, who led the team with five takeaways in the regular season, adding two interceptions in the NFC Divisional Playoff win over Philadelphia. At the cornerback

position opposite Lattimore, Eli Apple made a successful in-season transition to the Saints after being acquired from the New York Giants at midseason, recording three takeaways in ten games.

Lattimore enjoyed a breakout campaign in 2017, starting all 13 games he appeared in and leading NFL rookies with a team-high five interceptions and tying for the rookie lead with a club-best 18 passes defended as he was the youngest Saint (21 years old) ever selected to the Pro Bowl and the franchise's first *AP* Defensive Rookie of the Year.

Giunta served as the secondary/cornerbacks coach of the Giants from 2006-14, a period when New York captured two Super Bowl titles. With the Giants, he was at the forefront in the development of several young cornerbacks, while also experiencing success with veterans.

During his tenure in New York, the Salem, Mass. native was pivotal in the development of cornerbacks who contributed to the Giants winning two Super Bowls. Former LSU standout Corey Webster developed into an eight-year starter under Giunta's watch in New York and recorded 22 interceptions and four fumble recoveries in the regular season and postseason, including recording three takeaways in the 2007 playoffs all the way to a Super Bowl title. Webster's pick of a Brett Favre pass set up the Giants' game-winning field goal in overtime of the NFC Championship in Green Bay. In 2011, Webster opened all 20 regular season and postseason contests. Cornerback Aaron Ross, the club's first round draft pick in 2007, was inserted into the starting lineup midway through his rookie campaign and he delivered with three interceptions including one brought back for a score. Ross returned to the starting lineup in 2011 and finished tied for second on the team to Webster (six) with a career-high four picks. Giunta was instrumental in the development of cornerback Prince Amukamara, the team's first round draft pick in 2011, who despite missing the last eight games with a biceps injury in 2014, had set a career-high with three interceptions through the first eight contests. In 2009, cornerback Terrell Thomas led the team with five interceptions, one returned for a touchdown, as New York ranked ninth in opponent net passing yards per game. Thomas was selected to the *USA Today* All-Joe Team.

Giunta was Kansas City's defensive backs coach from 2001-05. In 2003, safety Jerome Woods earned his first career Pro Bowl berth under his guidance, an impressive feat considering the fact that he missed the 2002 campaign with a broken leg. The Chiefs registered 25 interceptions to rank third in the NFL that season, as safety Greg Wesley and cornerback Dexter McCleon paced the team with six picks apiece.

Giunta joined the Chiefs after spending four seasons (1997-2000) with the St. Louis Rams, including the last three as that club's defensive coordinator. Giunta served as the Rams' assistant head coach under Dick Vermeil in 1998-99, after originally joining the staff as defensive backs coach in 1997.

As defensive coordinator, Giunta was responsible for the resurgence in the St. Louis defense which helped spark the club's unexpected run to a world championship in 1999. Those efforts culminated with a 13-3 regular season record and a 23-16 victory over the Tennessee Titans in Super Bowl XXXIV. Giunta's unit led the league in rush defense in 1999, allowing just 74.3 yards per game, while ranking fourth in scoring defense (15.1 ppg.) and sixth in total defense (293.6 ypg.).

The Rams' 1999 defense led the NFC and was second in the NFL with 29 interceptions. Cornerback Todd Lyght tied for the league lead with six picks, earning his initial Pro

## COACHING STAFF

Bowl berth in the process. St. Louis was also opportunistic, returning nine takeaways (seven interceptions and two fumbles) for touchdowns in 1999. Those turnovers were due in large part to a Rams pass rush which racked up 57.0 sacks, a figure which tied for the league lead. The sack brigade was headlined by Pro Bowl defensive end Kevin Carter, who led the NFL with 17.0 takedowns.

Giunta's long had a reputation for getting the most out of his defensive backs. In 2000, McCleon intercepted eight passes, a total surpassed only by one player. In Giunta's first season as defensive coordinator in 1998, St. Louis ranked third in the NFL in pass defense, allowing 176.9 yards per game. With Giunta serving as defensive backs coach in 1997 the Rams were second in the league with 25 interceptions, including an NFL-high nine by cornerback Ryan McNeil.

Prior to his stint with the Rams, Giunta spent two seasons as defensive backs coach for the New York Jets. In 1995, the Jets led the league in opponent net yards passing (171.3 yards per game). Giunta was instrumental in the development of Glenn, who would go on to be a three-time All-Pro and Pro Bowl selection.

Giunta entered the NFL as the defensive backs coach with the Philadelphia Eagles from 1991-94. In 1991, the Eagles defense ranked first in the league in passing defense (150.8 yards per game), rushing defense (71.0 yards per game) and total defense (221.8 yards per game). That marked just the fifth time in NFL history and the first time since 1975 that a single team led the league in all three of those defensive categories. No team has equaled that feat since the 1991 Eagles.

Giunta's ten seasons in the college ranks began at Penn State (1981-83). He was a defensive assistant his first year before coaching the tight ends in his final two seasons. While he was at Penn State, the Nittany Lions won the 1982 National Championship with a 27-23 victory over Georgia in the Sugar Bowl. Penn State won three bowl games during Giunta's tenure.

Following Penn State, Giunta moved to Brown (1984-87), where he coached the tight ends and wide receivers before becoming the offensive coordinator (1986-87). He then joined the staff at Lehigh (1988-90), where he was responsible for the tight ends and wide receivers.

After a four-year playing career as a defensive back and running back at Northeastern (1974-77), Giunta began his coaching career in Massachusetts, where he was an assistant coach at Swampscott High School from 1978-80.

**PLAYING CAREER:** Northeastern, 1974-77.

**COACHING CAREER:** Swampscott (Mass.) High School, 1978-80; Penn State, 1981-83; Brown, 1984-87; Lehigh, 1988-90; Philadelphia Eagles, 1991-94; New York Jets, 1995-96; St. Louis Rams, 1997-2000; Kansas City Chiefs, 2001-05; New York Giants, 2006-14; New Orleans Saints, 2016-.

OWNER

FOOTBALL

ADMINISTRATION

RECORDS

HISTORY



## MICHAEL HODGES

### LINEBACKERS

The New Orleans Saints hired Michael Hodges during the 2017 offseason to serve as a defensive assistant. Hodges was promoted to assistant linebackers coach in 2019, and now enters his second season as linebackers coach.

In his first season as the club's primary linebackers coach, Hodges oversaw a linebackers corps that saw Demario Davis post a team-leading 119 tackles, four sacks and six passes defended as he was selected as an *Associated Press* second-team All-Pro. Davis led the Saints in tackles for the third straight season. Under Hodges' leadership, Kwon Alexander was able to carve out a role in the Saints defense following a midseason trade, starting all eight games he played in, tying for the team lead with two fumble recoveries.

In 2019, Hodges' assistance with the linebackers featured solid production from the unit. Davis was selected as an *AP* first-team All-Pro, leading the team with a club-best 111 tackles, four sacks, one interception and a career-high 11 passes defended.

Hodges came to New Orleans after serving on the coaching staff at Eastern Illinois from 2014-16. From 2014-15, Hodges tutored the linebackers. In 2016, he was elevated to co-defensive coordinator, also coaching the safeties. Hodges came to EIU after serving two seasons as a defensive graduate assistant at Fresno State, where he coached the inside linebackers and assisted with film breakdown, scouting and game preparation.

Hodges played linebacker at Texas A&M where he earned second-team All-Big 12 honors as a senior when he led the Aggies in tackles and honorable mention as a junior after beginning as a walk-on. He was a two-time Academic All-Big 12 selection and was named a first-team Academic All-American in 2010. He graduated in 2010 and earned his master's in 2011. He was presented with the 2010 Heart Award, which is the highest honor for a Texas A&M senior football player.

**PLAYING CAREER:** Texas A&M, 2008-11.

**COACHING CAREER:** Fresno State, 2012-13; Eastern Illinois, 2014-16; New Orleans Saints, 2017-.



## CURTIS JOHNSON

### SENIOR OFFENSIVE ASSISTANT/ WIDE RECEIVERS

In his second stint with the Saints, Curtis Johnson enters his eleventh season on the New Orleans staff. Possessing more than 35 years of coaching experience at the collegiate and professional levels, the New Orleans native has had the opportunity to coach some of the

game's top receivers, including Marques Colston, Devery Henderson, Ted Ginn Jr., Joe Horn, Alshon Jeffery, Andre Johnson, Robert Meachem, Lance Moore, Santana Moss, Michael Thomas and Reggie Wayne.

Johnson possesses 37 years of coaching experience, including four as head coach at Tulane University and 33 seasons in all as an assistant coach in the NFL, college and high school.

With Johnson on staff, the Saints have produced a 1,000-yard wide receiver in eight of his ten seasons on the New Orleans sideline, easily the most impressive results in franchise history. During that tenure, he has been a part of eight playoff teams, seven division titles and one Super Bowl championship.

In 2020, Johnson helped guide Emmanuel Sanders to 61 catches, 726 receiving yards and five TDs in only 14 contests. Thomas was limited to just seven games, but he still managed 40 catches for 438 yards with a club-best two 100-yard performances. Tre'Quan Smith battled through injuries to have a career-high 34 receptions for a career-best 448 yards and four touchdowns in the regular season and he added a pair of scoring grabs in the NFC Divisional Playoff against Tampa Bay.

In 2019, Johnson helped Thomas shatter the NFL's receptions record and club receiving yardage records as he posted 149 receptions for 1,725 yards and nine TDs and was selected as the *Associated Press* NFL Offensive Player of the Year. Overall, the past four seasons under Johnson's tutelage since he returned to the Saints, Thomas has posted 418 receptions for 4,813 yards and 23 touchdowns to rank second the league in catches and fourth in receiving yardage. Twice, he has been selected as an *Associated Press* first-team All-Pro and Pro Bowl starter after being voted to the league's all-star game for the first time in 2017.

In 2016, Johnson instructed a Chicago Bears wide receiving corps that was hampered by injuries for much of the season, with Jeffery still accumulating 821 receiving yards on 52 receptions (15.8 avg.) despite playing in just 12 games. Cameron Meredith became the first undrafted player to lead the Bears in receiving since 1993, finishing with 66 catches for a club-best 888 yards and four TDs.

During Johnson's first six-year stint with the Saints he helped the wide receivers become part of a passing offense that led the NFL in gross passing yards (28,749), completion percentage (67.6) and passing touchdowns (202). The Saints had 42 100-yard receiving performances by wideouts during those six seasons, when Johnson oversaw the development of the quartet of Colston, Henderson, Meachem and Moore.

A seventh round selection (252nd overall) of the Saints in the 2006 NFL Draft out of



Hofstra, Colston made an immediate impact as a rookie by recording 70 receptions for 1,038 yards (14.8 avg.) with eight TDs, leading the club in receiving yardage and scoring grabs. During Johnson's first Saints tenure from 2006-11, Colston ranked eighth in the NFL in receiving yards (6,240), ninth in receptions (449) and seventh in receiving touchdowns (48), while compiling five of his six career 1,000-yard receiving seasons. Colston's 98 receptions in 2007, what was a franchise mark and his 11 touchdowns that season tied a team record (now tied for second). In 2009, when New Orleans captured Super Bowl XLIV, Colston led the team with 70 grabs for 1,074 yards and tied for the team lead with nine touchdowns. After recording only three grabs in his first two seasons from 2004-05, Henderson caught 201 passes for 3,718 yards with 16 TDs in his next six campaigns under Johnson's tutelage, with his 18.5 yards per catch average ranked second in the NFL over that period. A first round draft pick of the club in 2007, Meachem evolved into another deep threat during Johnson's tenure, recording 141 receptions for 2,269 yards (16.1 avg.) with 23 TDs from 2008-11. Originally signed by New Orleans in 2005 after coming into the league earlier that season as an undrafted free agent, Moore finally cracked the Saints active roster and wide receiver rotation for good in 2007 and in the next five seasons made 243 grabs for 1,173 yards with 30 TDs.

At the University of Miami, Johnson was part of a staff that went to nine bowl games and won the 2001 National Championship. He polished the skills of at least one All-Big East performer each season from 1996-2005, including Johnson – the third overall pick by Houston in 2003 – and Moss, who became the Hurricanes' all-time leader in receiving yardage before making the Pro Bowl for Washington. Wayne departed ranked first in school history in catches and was selected to six Pro Bowls over his 14-year NFL career with the Indianapolis Colts.

In his five-year stint at San Diego State (1989-93), Johnson landed some of the school's biggest recruits, including 2000 NFL MVP, Pro Football Hall of Fame member and fellow New Orleans native Marshall Faulk as well as WR Darnay Scott, who completed his eight-year NFL career with 408 grabs and 37 touchdowns. Each year Johnson was with the Aztecs, the school had an all-conference performer at wide receiver.

Johnson began his coaching career as wide receivers coach at Lewiston (Idaho) High School from 1984-87 before holding similar positions at the University of Idaho (1987-88) and San Diego State (1989-93). His next stop was at Southern Methodist in 1994 before spending 1995 at California.

Johnson attended Idaho and graduated with a bachelor's degree in Physical Education in 1985. Johnson's father, the late Curtis T. Johnson Sr., was a former Negro League baseball player with the Kansas City Monarchs as well as playing in the New York Yankees organization, who became the first black man to be elected to the St. Charles Parish Police Jury in 1977 and then became the first black man elected to the parish council in 1988.

**PLAYING CAREER:** Idaho, 1980-83.

**COACHING CAREER:** Lewiston (Idaho) High School, 1984-87; Idaho, 1987-88; San Diego State, 1989-93; SMU, 1994; California, 1995; Miami (Fla.), 1996-2005; New Orleans Saints, 2006-11; Tulane (Head Coach), 2012-15; Chicago Bears, 2016; New Orleans Saints, 2017-.

## COACHING STAFF



### RYAN NIELSEN ASSISTANT HEAD COACH/ DEFENSIVE LINE

Ryan Nielsen is in his fifth season as New Orleans' defensive line coach, adding assistant head coach duties in 2021 reflecting his impact on the team. He has a history of developing players on the professional and college levels and brings abundant experience to the position. Since 2017, New Orleans' 187 sacks ranked third in the league, seven different defensive linemen have produced multi-sack games and the New Orleans defense went an NFL-record 55 regular season and postseason games without allowing a 100-yard rusher between the 2017-20 campaigns.

In 2020, Nielsen guided a defensive line that saw DE Trey Hendrickson enjoy a breakout season with 13.5 sacks, tied for second in the league as he received *PFWA* All-NFL honors. Defensive End Cameron Jordan posted 7.5 sacks and also served as a solid run defender for the league's fourth-ranked rush defense both in yards per game and yards per rush, as he was selected to the Pro Bowl for the fourth consecutive year. In the middle, defensive tackle David Onyemata enjoyed a breakout campaign with 6.5 takedowns and one interception. Second-year defensive end Carl Granderson made a significant contribution with five takedowns, four in the season's last five weeks.

In 2019, New Orleans ranked third in the NFL with 51 sacks with 38.5 of them coming from the defensive line. New Orleans also ranked fourth in the NFL in opponent yards rushing per game (91.3). Jordan was again instrumental in the defense's success as he tallied a career-high 15.5 sacks, ranked third in the NFL and collected one more takedown in the postseason. Jordan was selected to the Pro Bowl for the third consecutive season, as an *Associated Press* second-team All-Pro for the second straight campaign and NFC Defensive Player of the Week after a dominating performance with four sacks to tie the team record as the team also tied the club single-game record with nine takedowns. Second-year defensive end Marcus Davenport finished second on the team with six sacks and Hendrickson added 4.5 takedowns.

In 2018, Nielsen tutored a front four that contributed to the Saints finishing tied for fifth in the NFL with 49 sacks and ranking second in the league in opponent rushing yards per game (80.2) and opponent yards per rush (3.6). Jordan enjoyed an outstanding season with 12 sacks, one forced fumble and one fumble recovery. Defensive tackle Sheldon Rankins enjoyed a breakthrough season with a career-high eight sacks, the most by a Saints interior defender since 2001. Davenport was a *PFWA* All-Rookie selection with 4.5 sacks, Onyemata had a career-high 4.5 takedowns and defensive end Alex Okafor chipped in four sacks and a fumble recovery.

In 2017, under Nielsen's supervision, Jordan became the first Saints defensive end to be named an *AP* first-team All-Pro. Jordan's elite season highlighted by 13 sacks earned him numerous individual accomplishments, including his third Pro Bowl nod and his first NFC Defensive Player of the Week (Week Six) and NFC Defensive Player of the Month (November) honors.

## COACHING STAFF

From 2013-2016, he was the defensive line/recruiting coordinator/run game coordinator at North Carolina State. The 2016 season saw the Wolfpack rank eighth in the FBS in rush defense and lead the ACC, allowing just 108.6 rushing yards per game — the school's best mark since 2004. Junior defensive end Bradley Chubb recorded 22 tackles for loss, fourth in the country, while his 11 sacks were fourth in the ACC and 19th in the nation. He was named second-team All-ACC. A Broyles Award candidate in 2015/2016, given annually to college football's top assistant coach, Nielsen earned this recognition tutoring a Wolfpack defensive line that was part of a defense that ranked 29th in the FBS in opponent net yards per game. Defensive end Mike Rose was a second-team All-ACC selection after he finished second in the ACC in sacks and ninth in tackles for loss. In the 2018 NFL Draft, four linemen who Nielsen coached in Raleigh; Chubb, B.J. Hill, Justin Jones and Kentavious Street, were all selected.

Nielsen coached at Northern Illinois from 2011-12, including a 2012 season where he was the co-defensive coordinator/defensive line/recruiting coordinator and helped the Huskies to the GoDaddy.com Bowl. Two defensive linemen were first-team All-MAC selections in 2012, Sean Progar and Alan Baxter, while Nabal Jefferson was a National Scholar-Athlete and finalist for the 2012 William V. Campbell Trophy. In 2011, Nielsen coached Progar and Ron Newcomb to All-Mid American Conference honors.

Serving as the defensive line/special teams coach at Tennessee-Martin in 2010, the Skyhawks led the Ohio Valley Conference in total defense. From 2008-09, Nielsen was the defensive coordinator and coached the defensive line and linebackers at Central Connecticut State. In 2009, Central Connecticut won the Northeastern Conference title. Nielsen served as the defensive line coach at the University of Mississippi from 2005-07 under current LSU Head Coach and former Saints Defensive Line Coach Ed Orgeron, following one season at the University of Idaho, where he coached two freshman All-Americans. Mississippi defensive linemen led the Southeastern Conference in sacks twice during his three-year stint. Nielsen got his start in coaching as a volunteer assistant at his alma mater, the University of Southern California in 2002.

Nielsen, a Simi Valley, Calif. native who started 30 games at defensive tackle at USC from 1998-2001 as a teammate of Saints Secondary Coach Kris Richard, finished his college career with 107 career tackles and was voted the team's Defensive Lineman of the Year in 1999. He graduated with a degree in public policy in 2002 and went to training camp with the Philadelphia Eagles. He played for the Arena Football League's Los Angeles Avengers in 2004.

**PLAYING CAREER:** Southern California, 1997-2001; Los Angeles Avengers (Arena Football League), 2004.

**COACHING CAREER:** Southern California, 2002, Idaho, 2004; Mississippi, 2005-07; Central Connecticut State, 2008-09; Tennessee-Martin, 2010; Northern Illinois, 2011-12; North Carolina State, 2013-16; New Orleans Saints, 2017-.

OWNER

FOOTBALL

ADMINISTRATION

RECORDS

HISTORY



## BRENDAN NUGENT

### OFFENSIVE LINE

Brendan Nugent, a 17-year coaching veteran, joined the Saints in 2015 and enters his first season as offensive line coach in 2021 after working closely with Run Game Coordinator/Tight Ends Dan Roushar in tutoring the New Orleans front since 2016.

Nugent has assisted with an offensive line that has surrendered only 94 sacks since 2017, tied for the lowest total in the league. During the four seasons, ten Pro Bowl selections have come from the Saints offensive line, including two in 2020. During the 2020 campaign, the Saints produced a pair of Pro Bowl offensive linemen (T Terron Armstead and G Andrus Peat) and the group blocked for the NFL's sixth-ranked running game and an offense that rushed for a franchise-record and league-best 30 touchdowns, tied for the sixth-highest single-season total in NFL record books.

Prior to coming to New Orleans, Nugent served as an offensive quality control coach with the Chicago Bears from 2013-14, following then-Bears Coach Marc Trestman south of the border after serving under him in the Canadian Football League in 2012 in Montreal as the Alouettes special teams assistant and offensive quality control coach.


Nugent spent the previous five seasons at William & Mary coaching running backs (2010-2011), tight ends (2007, 2009) and wide receivers (2008). He started in the collegiate coaching ranks in 2005 at Iowa as the Hawkeyes offensive assistant, a position he held for two years. The Hawkeyes participated in the 2005 Outback Bowl and the 2006 Alamo Bowl during that span.

Nugent received his first coaching job at his alma mater Archbishop Stepinac High School in his hometown of White Plains, N.Y., overseeing the linebackers in 2004. He played linebacker for three seasons at The Catholic University of America in Washington, D.C. Nugent went on to earn his undergraduate degree in political science from Iowa in 2006.

**PLAYING CAREER:** Catholic University of America, 2001-03.

**COACHING CAREER:** Archbishop Stepinac (White Plains, N.Y.) High School, 2004; Iowa, 2005-06; William & Mary, 2007-11; Montreal Alouettes (CFL), 2012; Chicago Bears, 2013-14; New Orleans Saints, 2015-.

## COACHING STAFF



### KEVIN PETRY

*ASSISTANT TO THE HEAD COACH/  
OFFENSIVE ASSISTANT*

Petry enters his fifth campaign on the Saints coaching staff and second as assistant to the head coach/offensive assistant after serving as a coaching assistant from 2017-19. In his current role with the Saints, he is responsible for assisting Head Coach Sean Payton in organizing the club's football operations. Petry is responsible for coordinating the Saints' meeting and practice schedules, football calendar and orchestration of team and staff events as well as providing administrative assistance to the coaching and operations staff. He also provides support to the club's offensive coaching staff.

This will be Petry's tenth year as a member of the Saints organization. During the 2015 and 2016 seasons, he served as a video assistant. From 2012-14 Petry was a member of the team's equipment staff.

The Covington, La. native who prepped at St. Paul's High School, graduated from Louisiana State University with a bachelor's degree in sports administration in 2013.

**COACHING CAREER:** New Orleans Saints, 2017-.



### KRIS RICHARD

*SECONDARY*

Kris Richard brings 14 years of NFL playing and coaching experience to the Saints coaching staff in his first season as secondary coach. He comes to New Orleans after spending two seasons with the Dallas Cowboys (2018-19), where he served as passing game coordinator/secondary. Prior to his arrival in Dallas, Richard spent eight seasons with the Seattle Seahawks, including his final three as defensive coordinator.

From 2018-19, Richard oversaw a Cowboys pass defense that improved in several areas, while also playing a key role with several players in the passing game. In 2019, the Cowboys finished in the top ten in opponent third down percentage (2nd-33.3%), pass defense (10th-223.5 yards per game), passing yards per attempt (8th-6.82), passing yards per completion (5th-10.48), touchdown passes (18th-21) and passing touchdown percentage (9th-3.7), while improving in their opponent points per game total (20.1) to rank 11th. Linebacker Jaylon Smith was selected to his first Pro Bowl.

OWNER

FOOTBALL

ADMINISTRATION

RECORDS

HISTORY



## COACHING STAFF

In 2018, his first season in Dallas, the Cowboys defensive unit was seventh in total defense (329.3 yards-per-game), sixth in points-per-game (20.3) and seventh in red zone defense (51% touchdowns). His tutelage also played a role in the growth of Byron Jones, who most back to cornerback from safety where he played most of his early career and earned his first Pro Bowl nod and *AP* second-team All-Pro honors after limiting opposing receivers to only 53% of targets against him and only two touchdowns on the season. He set a career-best and led the team in passes defended (15) and allowed only 94 yards after the catch-fifth-fewest in the NFL.

Prior to his arrival in Dallas, Richard spent eight seasons (2010-2017) in different capacities for the Seattle Seahawks, including the last three as defensive coordinator. During his tenure, Seattle boasted a defense that ranked in the top-five for five straight seasons (2012-16). Under his tutelage, safety Earl Thomas earned five Pro Bowl nominations and four *AP* All-Pro (three first-team, one second-team) selections, cornerback Richard Sherman was a four-time Pro Bowler and four-time All-Pro (three first-team, one second-team) and safety Kam Chancellor a four-time Pro Bowler and two-time second-team All-Pro. Sherman's 32 career interceptions are tied for fourth in Seahawks history with Hall of Famer Kenny Easley.

Seattle finished sixth in passing defense in 2017 after allowing only 209.2 yards-per-game through the air, but took a step back overall defensively, finishing outside the top-10 for the first time since 2011, placing 11th in the league. In his first season as defensive coordinator in 2015, Seattle continued its defensive dominance as it led the NFL in scoring defense for the fourth consecutive season (2012-15), becoming the first defense in the Super Bowl era to accomplish the feat. Cleveland led the league in scoring defense for a record five straight seasons from 1953-57 in 12-game seasons. The group led the league in rush defense, allowing 81.5 yards-per-game and a franchise-record low 1,304 yards for the second consecutive season.

In 2013, the secondary propelled Seattle's defense to one of the NFL's most dominant. The Seahawks defensive backfield helped Seattle rank first in the league in passing defense (172.0 yards-per-game), interceptions (28) and opponent passer rating (63.4). In Seattle's Super Bowl XLVIII victory over Denver, the secondary held Peyton Manning to 280 passing yards (340.3 avg. in regular season), a 73.5 passer rating (115.1) and recorded one interception (by Chancellor).

During Richard's tenure, Seattle boasted a defense that ranked in the top-five for five consecutive seasons (2012-16), finishing fifth in 2016, before an injury-plagued season caused the unit to finish 11th in 2017. The Seahawks also became the fourth team in NFL history to lead the league in fewest points and yards allowed in back-to-back seasons (2013-14), and first since the 1985-86 Chicago Bears.

Prior to joining Seattle, Richard spent two seasons (2008-09) as a graduate assistant at the University of Southern California, working with the defensive backs.

Originally a third round pick (85th overall) by Seattle, Richard played in 38 games at cornerback with one start for the Seahawks from (2002-04) before playing one season in San Francisco (2005).

Richard lettered four years (1998-2001) at USC, starting his final three seasons. He had eight career interceptions and returned three for touchdowns, along with 125 tackles, 19 deflections and two fumble recoveries. The Los Angeles native received his bachelor's degree in sociology.

OWNER

FOOTBALL

ADMINISTRATION

RECORDS

HISTORY

**PLAYING CAREER:** Southern California, 1998-01; Seattle Seahawks, 2002-04; San Francisco 49ers, 2005.

**COACHING CAREER:** Southern California, 2008-09; Seattle Seahawks, 2010-17; Dallas Cowboys, 2018-19; New Orleans Saints, 2021-.



## DARREN RIZZI

### SPECIAL TEAMS COORDINATOR

Darren Rizzi was named special teams coordinator for the New Orleans Saints on February 11, 2019. Rizzi brings 28 years of coaching experience, including a ten-season stint with the Miami Dolphins from 2009-18.

Units that Rizzi has coordinated the past ten seasons are ranked first in the NFL over that period with 12 blocked punts and second in the league with 24 total blocked kicks. Since entering the NFL in 2008, five special teams players have been named to six Pro Bowls, including return specialist Deonte Harris and kicker Wil Lutz in 2019. He has coached six players to the NFL All-Rookie team in the past eight years, including Harris in 2019. Rizzi's units have served in the top half of NFL writer Rick Gosselin's annual special teams rankings in all ten years that he has served as a coordinator, including first in 2019 and fifth in 2020.

In 2020, Rizzi fielded a special teams unit that ranked first in opponent punt return average (2.3) and second in opponent kickoff return average (17.2), sixth in kickoff return average (25.4 avg.) and ninth in punt return average (10.2 avg.), while ranking third in opponent average starting position after kickoffs (23.8-yard line) and ninth in average starting position after kickoffs (25.9-yard line). Despite missing seven games with injuries, wide receiver/return specialist Deonte Harris had a 12.2 punt return average and 27.3 kickoff return average. Kicker Wil Lutz (Week Five) and punter Thomas Morstead (Week One) each were named NFC Special Teams Player of the week once.

In his first season with New Orleans in 2019, Rizzi worked with a special teams group that rose to first in Gosselin's rankings. The special teams featured standout performances from Harris, Lutz, Morstead and defensive back J.T. Gray. For the first time in franchise history, two special teams players were selected to the *Associated Press* All-Pro team (Gray and Harris) and for the second time two were selected to the Pro Bowl (Harris and Lutz). As an undrafted free agent, Harris ranked in the top five in the NFL in both kickoff and punt return average. Lutz set a franchise record by drilling 32 field goals, ranking second in the NFL in scoring (144 points), PATs (48), touchbacks (career-high 74) and third in field goals. Morstead ranked fifth in the NFL in net punting average (43.1) and was named the September NFC Special Teams Player of the Month and twice was selected conference Special Teams Player of the Week. Gray led the Saints with 16 coverage stops, blocked a punt and recovered a fumble on coverage.

## COACHING STAFF

Rizzi coordinated the Dolphins special teams efforts from 2011-18, additionally serving as assistant head coach/special teams coordinator from 2015-16 and associate head coach/special teams coordinator from 2017-18.

In 2018, the Dolphins graded out fourth in the NFL in Gosselin's rankings. Kicker Jason Sanders drilled 18-of-20 (90.0 pct.) field goal attempts and was selected to the PFWA All-Rookie team selection. He was one of only four NFL kickers to kick in all of his team's games and miss just two or fewer field goals and one of only four to miss three or fewer kicks. His 90.0 field goal percentage was ranked eighth in the NFL and fifth-best in Dolphins history. Punter Matt Haack's 35 punts inside the 20-yard line ranked fifth in the NFL. Miami was eighth in the NFL in punt return average (10.5 avg.) with Jakeem Grant leading the league (16.3) before being placed on Injured Reserve in Week 13. Senorise Perry led the Dolphins with 12 coverage tackles.

In 2017, the Dolphins were tied for second in the NFL with three blocked kicks – two field goals and one punt. Kicker Cody Parkey tied a team field goal percentage record by converting 21-of-23 attempts (91.3 pct.), including a 54-yard game-winner in the season opener at the L.A. Chargers (9/17), the longest game-winner in team history. Parkey also successfully converted four inside kicks, the most in NFL history since records date back to 1997. Miami's kickoff coverage unit was the best in the NFL, forcing opponents to start on average at their own 23-yard line after kickoffs. The team graded out at No. 11 in Gosselin's rankings and Pro Football Focus ranked the team's special teams No. 6 in the NFL. Michael Thomas was named PFF's Special Teamer of the Year and led the Dolphins with 11 special teams tackles.

Miami was seventh in Gosselin's rankings in 2016, led the National Football League in opponent gross punting average (41.8 yards per punt) and tied for the league lead with four blocked kicks. Kicker Andrew Franks made the first two game-winning kicks of his career and drilled an important 55-yard field goal at Buffalo (12/24) as the field goal

unit was rushing onto the field to tie the game and send it to overtime. The eventual Dolphins win went on to solidify the team's first playoff berth since 2008. Grant and kickoff returner Kenyan Drake each had touchdown returns, becoming the second Dolphins rookie tandem and fourth NFL rookie duo to return a punt and kickoff for a touchdown in the same season. Thomas tied for the NFL lead in special teams tackles (19) and Mike Hull was third (18). Walt Aikens scored the first two-point defensive conversion in team history after he returned a blocked PAT for two points vs. Arizona (12/11). The team finished in the top 10 in several additional special teams units including opponents starting field position following a kickoff (10th/24.4 yard line), own starting field position following a kickoff (8th/25.3 yard line) and opponent net punting average (3rd/37.4 yards per punt).

In 2015, Jarvis Landry earned AFC Special Teams Player of the Week honors for his Week One performance, when he returned a punt 69 yards for a touchdown in a win at Washington. Landry was ranked fourth in the NFL with 356 punt return yards. Matt Darr posted the fourth-best gross punting average (47.6) in team history and earned NFL All-Rookie team honors as his punting average ranked third in the league. Franks was 13-for-16 in field goal attempts as a rookie. The Dolphins ranked in the top 10 in five special teams categories.

In 2014, Rizzi guided a special teams unit that set the team record with three blocked punts in a season. They also added two blocked field goals, giving Miami five blocked

OWNER

FOOTBALL

ADMINISTRATION

RECORDS

HISTORY

## COACHING STAFF

kicks on the year, the most since the team blocked seven in 1977. Explosive plays were not limited to the block units as Landry won October AFC Special Teams Player of the Month when he returned five kickoffs for 178 yards (35.6 avg.), with a long of 54 yards. The 35.6 average kickoff return was the second-highest in the NFL in October and was the highest October average in franchise history. Landry finished the season with a 28.1 kick return average, the fourth-highest in the NFL and tops among rookies.

In 2013, for the third-consecutive season, the Dolphins' special teams were rated among the top eight units in the NFL based on Gosselin's annual rankings. Miami was one of three teams to remain in the top 10 (along with Baltimore and Seattle) in both the 2013 and 2012 rankings. Additionally, from 2011-13, only Miami and Seattle were ranked in the top 10. Rizzi's units were highlighted by the play of Brandon Fields, who earned his first Pro Bowl berth. Fields ranked second in the NFL in punt average (48.8 yards per punt), second in net average (42.4, which was eighth-best in NFL history at the time), tied for third with 33 punts inside the 20-yard line and also recorded the third-longest punt (74 yards) during the season. Fields is one of only two Dolphins punters to be selected to the Pro Bowl, joining Reggie Roby.

The 2012 campaign was built off a strong 2011 season for the Dolphins special teams. Gosselin ranked Miami as one of the top five special teams units in the NFL for the second consecutive year, making the Dolphins the only team in the NFL to rank in the top five during both the 2012 and 2011 seasons, following a second place finish in '11. Fields continued to establish himself as one of the most productive punters in NFL history, leading the league with a 50.2 average, while moving into first place in team history for highest career punting average (46.4), highest-career net punting average (38.7) and second place in NFL history for highest-career punting average (46.4). Newcomer Marcus Thigpen became the first player in team history to return a kickoff (96 yards at Buffalo on 11/5) and a punt (72 yards at Houston on 9/9) for touchdowns in the same season. Thigpen also stood alone as the only player in the NFL to rank in the top five in kickoff return average (27.4) and punt return average (12.2) in 2012. Additionally, Miami became the first NFL team in the last 20 years to block a field goal, block a punt and recover their own onside kick in the same game when the unit accomplished that feat at the New York Jets (10/28).

Rizzi led an impressive 2011 season by the Dolphins special teams. After he took over the special teams in Week 5, the Dolphins improved in almost every major statistical special teams category, including net and gross punt average, punt and kick return average, average drive start and opponent's gross and net punt average. The units showed the biggest improvement of any NFL special teams unit in the NFL from 2010 to 2011 according to the annual special teams report compiled by Gosselin. The improvement saw the Dolphins jump from their 2010 ranking of 24th in the NFL to second in 2011. The 22-place advancement was aided by Carpenter's 13 of 16 in field goals from 40 yards and beyond and Fields' net punting average of 41.1 yards, finishing just behind the special teams units of the San Francisco 49ers.

Rizzi joined the Dolphins with four years of experience as a college head coach, including 2008 at the University of Rhode Island. Prior to taking over the program at URI, Rizzi was an assistant at Rutgers for the previous six seasons (2002-07), where he headed up the Scarlet Knights' special teams units. He also tutored the team's running backs his first three years and the linebackers his final three. In addition, he held the title of assistant head coach from 2004-06 and associate head coach in 2007. In Rizzi's six years at Rutgers, he coached three players who earned first-team All-

OWNER

FOOTBALL

ADMINISTRATION

RECORDS

HISTORY

## COACHING STAFF

Big East honors in special teams including kick returner Nate Jones (2002), kick/punt returner Willie Foster (2005) and punter Joe Radigan (2006). Jones also was named the conference's co-Special Teams Player of the Year in 2002 while Foster was the Big East Special Teams Player of the Year in 2005.

Before his Rutgers stint, Rizzi was head coach at the University of New Haven, where he guided the Chargers to a three-year record of 15-14 from 1999-2001. He was the special teams and linebackers coach at Northeastern University in 1998. He coached at New Haven from 1994-97, where he was defensive coordinator in his final year there, after overseeing the special teams and defensive line his first three. Rizzi began his coaching career as a graduate assistant at Colgate in 1993.

Rizzi played tight end at Rhode Island, where he first walked on in 1988. He went on to tally 160 receptions for 2,426 yards (15.2 avg.) and 15 touchdowns in his collegiate career and was a consensus All-American in 1992. He was signed as a free agent by the Philadelphia Eagles prior to beginning his coaching career.

A native of Hillsdale, N.J. and a graduate of Bergen Catholic High School, Rizzi earned a degree in speech communications from URI in 1992. In 2013, he was inducted into the Bergen Catholic Hall of Fame. A two-sport high school star, he concluded his prep football career with 69 receptions, a school record which stood for 22 years, also excelling as an All-League outfielder for the baseball team.

**PLAYING CAREER:** Rhode Island, 1989-92.

**COACHING CAREER:** Colgate, 1993; New Haven, 1994-97; Northeastern, 1998; New Haven (Head Coach), 1999-2001; Rutgers, 2002-07; Rhode Island (Head Coach), 2008; Miami Dolphins, 2009-18; New Orleans Saints, 2019-.



### CORY ROBINSON ASSISTANT DEFENSIVE BACKS

Cory Robinson is in his second season with the Saints, first as assistant defensive backs coach after serving as a defensive assistant in 2020. Robinson possesses 11 years of coaching experience

Prior to coming to New Orleans, Robinson spent the four seasons in the college ranks working with defensive backs. The Baltimore native served as defensive passing game coordinator/defensive backs coach at the University of Maryland in 2019, where he also was director of player personnel in 2015. Robinson also took part in a training camp internship with the Saints in 2019.

Prior to his 2019 stint in College Park, Robinson served as the defensive passing game coordinator/cornerbacks coach at Rutgers in 2018. He also coached cornerbacks at Toledo (2016) and Temple (2017). In 2017, he helped guide the Owls to a first-place American Athletic Conference ranking in pass defense as they



## COACHING STAFF

allowed only 206.8 passing yards per game. Prior to moving into the college ranks in 2015, Robinson coached at two high schools in Maryland from 2009-14

Robinson was a starting cornerback at Central Connecticut State, earning a bachelor's degree in communications with a minor in business/marketing in 2009. He was also co-founder of Next Level Nation, a Baltimore-based nonprofit that hosted football workouts, among other services for local boys in need of mentorship.

**PLAYING CAREER:** Central Connecticut State, 2005-08.

**COACHING CAREER:** Calvert Hall (Baltimore, Md.) High School, 2009-13; St. Frances (Baltimore, Md.) High School, 2014; Toledo, 2016; Temple, 2017; Rutgers, 2018; Maryland, 2019; New Orleans Saints, 2020-.



### DAN ROUSHAR

*RUN GAME COORDINATOR/  
TIGHT ENDS*

A 35-year coaching veteran, including two stints as an offensive coordinator, Dan Roushar begins his ninth season with the New Orleans Saints, his first as the team's run game coordinator/tight ends.

In addition to overseeing the team's running game, Roushar will tutor the team's tight ends, the offense's most youthful position group, after overseeing one of the NFL's most productive offensive lines from 2016-20. He previously served as tight ends coach in 2015 and coached the running backs from 2013-14.

In 2020, Roushar coached what continued to be one of the NFL's most stable offensive lines under his supervision. With the help of Roushar and the offensive coaching staff, the Saints rushed for a franchise-record and NFL-high 30 touchdowns, tied for the sixth-highest total all-time, ranked sixth in rushing yards per game (141.6) and were the league's fourth-ranked scoring team. Under Roushar's guidance, the offensive line blocked for RB Alvin Kamara, who led the NFL with a franchise-record 21 total touchdowns, while leading the team in both rushing and receiving with a career-high 1,688 total yards from scrimmage. RT Ryan Ramczyk was an *Associated Press* second-team All-Pro selection, while LT Terron Armstead and LG Andrus Peat were selected to the Pro Bowl.

In 2019, Roushar coached a line that blocked for an offense that averaged 373.9 yards per game, ninth in the league, and 5.9 yards per play, sixth in the NFL. The offensive line's blocking was also a major part in the offense averaging 265.3 passing yards per game, which was the seventh-highest average in the NFL, while surrendering only 25 sacks, tied for the league's third-lowest total. Drew Brees and Teddy Bridgewater combined to throw for 36 touchdowns and only six interceptions. Roushar oversaw the development of rookie C Erik McCoy, the club's second round pick, who opened

OWNER

FOOTBALL

ADMINISTRATION

RECORDS

HISTORY

## COACHING STAFF

all 16 games and was a consensus all-rookie selection. Ramzyck was a first-team *Associated Press* All-Pro selection, while Armstead, Peat and RG Larry Warford were named to the Pro Bowl.

In 2018, Roushar helped the line block for a rushing attack that was ranked sixth (126.6 avg.) in the NFL and led the league with 26 touchdowns. Despite being forced to use nine different starting offensive linemen due to injuries, the Saints allowed just 20 sacks, ranked second in the NFL. Armstead and Ramczyk were both selected as AP All-Pros, while Armstead, Peat, C Max Unger and Warford were named to the Pro Bowl.

In 2017, Roushar played a vital role in the development of Ramczyk, one of the club's first round picks, who ended up playing every offensive snap on the line as a PFWA All-Rookie selection. The line allowed just 20 sacks, second-fewest in the NFL, even though they opened with six different lineups. They played an instrumental role in blocking for the only offense to finish in the top five in both rushing and passing, second overall in total offense. The run game ranked fifth in the club's most productive season since 1987, grinding out 129.4 yards per game. The 3,094 combined total yards from scrimmage from Mark Ingram and Kamara was second-most by an NFL running back duo since the start of a 16-game season (1978). The 4,339 combined total yards from scrimmage by Ingram, Kamara and WR Michael Thomas, was the highest total by a skill position trio in club history. Warford was selected to his first Pro Bowl in his first season as a Saint.

In 2016 under Roushar, the Saints front helped the offense finish ranked first in the NFL in net yards per game (426.0) and second in points per game (29.3). The O-line finished tied for sixth in the NFL in fewest sacks allowed (27), even though they had to open with six different combinations, including three left tackles and three left guards. Behind the blocking, Brees set an NFL single season record in completions (471) and led the league in passing yardage (5,208), earning a Pro Bowl selection. The line also paved the way for Ingram to surpass the 1,000-yard mark for the first time. The offense also produced a pair of 1,000-yard receivers.

After tutoring the running backs from 2013-14, Roushar became tight ends coach in 2015 and his position group played an integral role in the NFL's second-ranked offense. As a unit, they combined for 101 receptions for 1,021 yards with 11 touchdowns. In his third season in New Orleans and first as the club's featured tight end, Benjamin Watson set career-highs in both receptions and receiving yardage and tied a career-best in scoring grabs, when he made 74 grabs for 825 yards (11.1 avg.) and six touchdowns. Josh Hill and Michael Hoomanawanui, acquired early in the season in a trade with New England, combined for an additional five touchdowns.

In 2014, Roushar helped guide a running attack that gained 1,818 yards and improved in league rankings from 25th to 13th. Under Roushar's tutelage, Ingram enjoyed a breakout season as he was selected to the first Pro Bowl of his career, leading New Orleans with 964 rushing yards and nine touchdowns.

Under Roushar's guidance in 2013, the Saints running backs helped the team finish ranked fourth in the NFL in offense. Pierre Thomas (77) and Darren Sproles (71) became the first running back duo in franchise history to each record at least 70 receptions, as Thomas led the league among running backs and Sproles ranked fourth. Thomas led the team in rushing with 549 yards and finished with 1,062 total

OWNER

FOOTBALL

ADMINISTRATION

RECORDS

HISTORY

## COACHING STAFF

yards from scrimmage. Roushar also helped foster impressive development and late season production out of Ingram and rookie Khiry Robinson, who were the club's leading rushers in the postseason.

Roushar came to New Orleans following a six-year stint at Michigan State, the final two as offensive coordinator/tight ends coach. In 2012, the Spartans enjoyed a productive campaign running the ball as Le'Veon Bell won the Big Ten rushing title with 1,793 yards, the second-highest single-season total in school history, as he was selected first-team All-Big Ten and a first-team All-American by CollegeFootballNews.com. The pass offense ranked fourth in the conference. In Roushar's first season as coordinator in 2011, the Spartans averaged 31.0 points per game, ranked third in the conference, setting school records for most points (434) and passing yards (3,535), while finishing second in net yardage (5,466). Prior to his promotion to coordinator, Roushar served four seasons as the Spartans' offensive line coach.

In four seasons coaching the Michigan State front, Roushar's linemen earned All-Big Ten recognition on eight occasions. In 2010, the Spartans established their running identity early, rushing for more than 200 yards in five of their first six games. In 2009, his unit surrendered only 14 sacks, the fewest amount of any team in the conference. The previous year, the offensive line blocked for the nation's fourth-leading rusher in Javon Ringer, while allowing only 24 takedowns. Upon his arrival in East Lansing in 2007, Roushar juggled the starting lineup with eight different offensive line combinations, but he led his unit to be one of the most productive in the Big Ten as the Spartans ranked fourth in the conference and 25th in the NCAA in rushing (198.2 yards per game).

Prior to arriving in East Lansing, Roushar served two seasons as offensive line coach at Cincinnati from 2005-06. A two-year letterman as a quarterback at Northern Illinois, he began his coaching career as a student assistant at his alma mater in 1984 and also spent time as an assistant at Butler (offensive coordinator-1986-92), the University of Rhode Island (1993), Ball State (offensive coordinator-1994) and the University of Illinois (1995-96). Roushar then spent six years as offensive line coach/offensive coordinator at Northern Illinois before returning to Champaign for a two-year stint in 2003, serving as offensive coordinator in his final season with the Illini.

**PLAYING CAREER:** Northern Illinois, 1982-83.

**COACHING CAREER:** Northern Illinois, 1984; Butler, 1986-92; Rhode Island, 1993; Ball State, 1994; Illinois, 1995-96; Northern Illinois, 1997-2002; Illinois, 2003-04; Cincinnati, 2005-06; Michigan State, 2007-12; New Orleans Saints, 2013-.

OWNER

FOOTBALL

ADMINISTRATION

RECORDS

HISTORY

## COACHING STAFF

OWNER

FOOTBALL

ADMINISTRATION

RECORDS

HISTORY



### ZACH STRIEF ASSISTANT OFFENSIVE LINE

Zach Strief in 2021 joins the Saints' staff as assistant offensive line coach. The 2021 season will be Strief's first as an NFL coach. Strief comes to the Saints after spending the last three years serving as the team's play-by-play radio announcer for WWL radio following a 12-year playing career.

Strief originally entered the NFL and joined the club as the first of two seventh round picks (210th overall) in 2006 out of Northwestern. Upon ending his NFL playing career, where he wrapped up his 12th campaign overall, Strief appeared in 158 regular season games with 93 starts, then the 11th-most games played by a Saint in franchise history, third among offensive linemen. He also appeared in ten postseason games, then tied for second in club record books, with four starts.

The Cincinnati native opened 87 regular season games and four postseason contests at right tackle from 2011-17. During this period, the Saints ranked first in total offense overall, ranking first in three of those seasons (2011, 2014 and 2016), second three times (2012-13 and 2017) and fourth in 2013. During his tenure as a starter, he led the way for the top four single-season net yards per game totals in team history. He also served as an offensive team captain five times.

Strief anchored Northwestern's offensive line his final three seasons from 2003-05, starting 40 games at right tackle. He was recognized as a first-team All-American by the Football Writers Association of America and was consensus second-team All-Big Ten as a senior. Strief was a key performer on a record-setting offense that averaged more than 500 net yards per game and ranked fourth nationally, when he was a second-team All-Big Ten selection.

**PLAYING CAREER:** Northwestern, 2001-05; New Orleans Saints, 2006-17.  
**COACHING CAREER:** New Orleans Saints, 2021-.



## JOEL THOMAS

### *RUNNING BACKS*

Joel Thomas enters his seventh season as the Saints running backs coach after 15 years of coaching in the college ranks. Since arriving in 2015, the club has led the National Football League with 124 rushing touchdowns, including a club-record and league-best 30 in 2020, tied for the sixth-highest total in NFL record books.

In the past four seasons, Thomas has helped his players earn five Pro Bowl selections – Mark Ingram II (2017) and Alvin Kamara (2017-20). He has also been the position coach for three seasons of at least 1,500 total yards of scrimmage by Kamara and one by Ingram. Since his debut in 2017, Kamara is the only player in the NFL with at least 6,000 total yards from scrimmage and at 55 touchdowns. In total, Thomas' running backs have registered 20 individual 100-yard performances since 2015.

In 2020, Thomas oversaw the NFL's sixth-ranked rushing attack as Kamara became the fastest player in franchise history to reach 55 career touchdowns (60 games), only 14 away from becoming the team recordholder. As part of the effort, Kamara, selected to his fourth consecutive Pro Bowl, shattered the team record and led the NFL with 21 touchdowns, ranking second with 93 first downs and third with a career-best 1,688 total yards from scrimmage. In addition to running for a career-high 932 yards on 187 carries (5.0 avg.), Kamara led NFL running backs in receiving with a team-best and career-high 83 grabs for 756 yards and five touchdowns, as he became only the second Saint to lead the team in rushing and receiving in the same season. Latavius Murray served as a solid complement to Kamara in the running game, carrying 146 times for 656 yards (4.5 avg.) with four touchdowns.

The 2019 season was a success for Thomas as the backfield was headlined by Kamara and newcomer Murray. Under Thomas' watch, Kamara became the first Saint to have three consecutive seasons of at least 1,300 total yards from scrimmage in his first three seasons and only the second to do so in three consecutive campaigns. Kamara became the only Saints running back selected to three Pro Bowls, the only Saint to be selected in each of his first three seasons. New Orleans also received significant contributions from Murray, who accounted for 872 total yards from scrimmage and six touchdowns.

In 2018, as a team the Saints were sixth in the NFL in rushing (126.6 ypg.). Kamara had a standout sophomore campaign, as he rushed 194 times for a club best 883 yards (4.6 avg.) with 14 touchdowns. He also caught 81 receptions for 709 yards with four scores for a 1,589 total yards from scrimmage and 18 total touchdowns. Ingram rushed 138 times for 645 yards (4.7 avg.) with six touchdowns in 12 games.

In 2017, the duo of Ingram and rookie Kamara produced standout seasons, with both being selected to the Pro Bowl. Ingram appeared in all 16 games for the second consecutive season and led the team with a career-high 1,124 yards rushing and a career-best 12 touchdowns on 230 carries, a 4.9-yard average per attempt. He also added a career-high 58 receptions for 416 yards for a career-high 1,540 total



## COACHING STAFF

yards from scrimmage. Kamara set a league record for rookie running backs with 826 receiving yards on 81 receptions and five touchdowns, while he led the NFL by averaging 6.1 yards per carry on 120 carries for 728 yards with eight touchdowns, as he led the club with 1,554 total yards from scrimmage and was selected by the *Associated Press* as the NFL Offensive Rookie of the Year and as a second-team All-Pro at the Flex position. The 3,094 combined total yards from scrimmage from Ingram and Kamara was the second-most by an NFL running back duo since the start of a 16-game season in 1978.

Under Thomas' tutelage in 2016, Ingram became the first Saint to record 1,000 yards rushing in a single season since Deuce McAllister (2006). He accumulated 1,043 yards on 205 rushing attempts (5.1 avg.) with six touchdowns and 319 yards on 46 receptions with four touchdowns for 1,362 total yards from scrimmage. His 5.1 yards per carry ranked third in the NFL among rushers with at least 200 carries. Tim Hightower also enjoyed a productive season under Thomas, with his 548 rushing yards marking his most since 2010 and his 200 yards receiving marking his most since 2009.

In 2015, Thomas tutored Ingram who had a team-best 1,074 total yards from scrimmage, despite missing the last four games with a shoulder injury. Overall, he carried 166 times for a team-best 769 yards (4.6 avg.) with six touchdowns and added 50 receptions for 405 yards. After Ingram was sidelined, Thomas prepared Hightower, who had missed the previous three seasons into duty and he gained 454 total yards from scrimmage and four touchdowns in the final four contests.

Thomas came to New Orleans following a two-year stint in the same position at the University of Arkansas from 2013-14. In those two seasons, tailbacks Jonathan Williams and Alex Collins both blossomed. In 2014, they were the only pair of Football Bowl Subdivision teammates to rush for 1,000-plus yards. The duo became just the second pair of Razorbacks to accomplish the feat. Collins became just the second player in school history to surpass 1,000 yards in each of his first two seasons and was named SEC Freshman of the Year in 2013.

Thomas spent the four previous seasons (2009-12) as running backs coach at the University of Washington, coaching a 1,000 yard rusher in each, and added the title of associate head coach for offense prior to the 2012 campaign. In his last season, Thomas tutored All-Pac-12 running back Bishop Sankey, ranked third in the Pac-12 and tied for 13th in the NCAA with 16 rushing touchdowns, second-highest single-season in school history, rushing for 1,439 yards, third-highest in Huskies history.

Thomas also has experience as running backs coach at Purdue (2006-08), Idaho (2004-05) and Louisville (2002-03).

In 2007, the Boilermakers led the Big Ten Conference in both the total offense and scoring offense categories. In 2008, they set a school record for fewest fumbles (12) and tailback Kory Sheets rushed for 1,131 yards to become Purdue's first 1,000 yard rusher in six seasons while posting the fourth-highest single-season rushing total in school history, ending his career second on the school's career rushing list with 3,341 yards. Sheets tied the school's single-season rushing touchdowns record with 16 in 2008 and broke the career record (48). Thomas was also at Purdue from 2000-01, as an offensive graduate assistant. In 2000, quarterback Drew Brees led the NCAA in total offense and won the Maxwell Award as the Boilermakers won the Big Ten and advanced to the Rose Bowl for the first time in 33 years.

OWNER

FOOTBALL

ADMINISTRATION

RECORDS

HISTORY

## COACHING STAFF

In between two stays at Purdue, Thomas served as co-offensive coordinator at Idaho in 2004-05 and as running backs coach at Louisville from 2002-03. In 2003, Louisville averaged 228.2 rushing yards per game to rank tenth in the NCAA with a school-record 5.7 yards per carry average. The 2004 Idaho squad set a school record for completion percentage, and the 2005 team ranked 28th in the country in passing yards per game.

Thomas also gained valuable National Football League coaching experience from two training camp internships, serving one with the Saints in 2012 and one with the Pittsburgh Steelers in 2008.

Thomas lettered at running back at the University of Idaho from 1993-98, where he was a two-time, first-team All-Big West selection and conference Player of the Year as a senior and still holds Vandals career records with 3,929 rushing yards, 51 rushing touchdowns and 765 rushing attempts. He was inducted into the University of Idaho Athletic Hall of Fame in 2008 and earned his bachelor's degree in public communications in 1998.

**PLAYING CAREER:** Idaho, 1993-98.

**COACHING CAREER:** Purdue, 2000-01; Louisville, 2002-03; Idaho, 2004-05; Purdue, 2006-08; University of Washington, 2009-12; Arkansas, 2013-14; New Orleans Saints, 2015-.



### JORDAN TRAYLOR

#### DEFENSIVE ASSISTANT

Jordan Traylor enters his third NFL season, his first in coaching as a defensive assistant with the New Orleans Saints. During his first two seasons in New Orleans, Traylor served as a scouting assistant.

Prior to coming to New Orleans, he served as an offensive analyst working with quarterbacks at the University of Arkansas in 2018 until first joining the Saints prior to 2019 training camp. In the 2016 and 2017 seasons, he served as an offensive graduate assistant working with quarterbacks and receivers at the University of Texas.

The Gilmer, Texas native, who played quarterback and wide receiver in high school, started his collegiate playing career at Mississippi College from 2012-13, before transferring to play quarterback at Texas A&M from 2014-15, where he was a Southeastern Conference All-Academic selection. Traylor is the son of University of Texas San Antonio Head Coach Jeff Traylor.

**PLAYING CAREER:** Mississippi College, 2012-13; Texas A&M, 2014-15. Texas A&M, 2014-15.

**COACHING CAREER:** Texas, 2016-17; Arkansas, 2018; New Orleans Saints, 2021-.

OWNER

FOOTBALL

ADMINISTRATION

RECORDS

HISTORY

## COACHING STAFF

OWNER

FOOTBALL

ADMINISTRATION

RECORDS

HISTORY



### **ROB WENNING** **ASSISTANT STRENGTH & CONDITIONING**


Rob Wenning enters his 12th season as a member of the club's strength and conditioning staff. He and Charles Byrd help Head Strength and Conditioning Coach Dan Dalrymple in the implementation of the club's strength and conditioning program.

Wenning came to the Saints in 2010 after serving as a strength and conditioning graduate assistant at LSU from 2008-10 where he completed his master's degree in sports management. During his assistantship in Baton Rouge, he served as the primary strength coach for the swimming and diving and men's tennis teams while assisting with the football and baseball programs. Prior to enrolling at LSU, the Coldwater, Ohio native served a football strength and conditioning internship at Ohio State from 2007-08.

Wenning played on the offensive line and at tight end at Findlay (Ohio) from 2003-06, where he received a bachelor's degree in strength and conditioning.

**PLAYING CAREER:** University of Findlay, 2003-06.

**COACHING CAREER:** Ohio State, 2007-08; Louisiana State, 2008-10; New Orleans Saints, 2010-.



### **D.J. WILLIAMS** **OFFENSIVE ASSISTANT**

D.J. Williams, a former college quarterback, enters his third season with the New Orleans Saints as an offensive assistant, after helping the coaching staff during 2017 training camp and both the club's coaches and football operations in 2018.

Williams graduated from Grambling State in 2015, where he played quarterback for the Tigers from 2011-14, starting contests all four seasons and earning tryouts with several NFL teams following the conclusion of his college career.

D.J. Williams is the son of Washington Vice President of Player Development Doug Williams, who won Super Bowl XXII as their starting quarterback, the pinnacle of his 12-year storied pro playing career, followed by a long tenure in NFL front offices.

The past three years, Williams has participated in the NFL/Black College Football Hall of Fame Quarterback Coaching Summit in Atlanta.

**PLAYING CAREER:** Grambling State, 2011-14.

**COACHING CAREER:** New Orleans Saints, 2019-.



## BRIAN YOUNG

### PASS RUSH SPECIALIST

Brian Young enters his sixth season as the club's pass rush specialist. In his 13th season as a valued member of the New Orleans Saints coaching staff, Young has worked with all of the club's front seven position groups after first breaking into the ranks as a coaching assistant from 2009-11 following the conclusion of a nine-year

playing career. He brings nine years of coaching experience and 124 games along the defensive line in the National Football League in this position.

Over the past four seasons, the Saints have posted 187 sacks, ranked third in the NFL. Defensive end Cameron Jordan has posted 48 sacks the past four seasons, ranked fourth in the NFL and has been selected to the Pro Bowl for each campaign, including posting 7.5 takedowns in 2020. Also in 2020, defensive end Trey Hendrickson enjoyed a breakout season in his fourth campaign, tying for second in the NFL with 13.5 sacks.

Young first joined the Saints coaching staff in 2009 after concluding a nine-year NFL playing career, where he appeared in 124 games and had 22.5 sacks and eight fumble recoveries for the St. Louis Rams (2000-03) and the Saints (2004-08). During his five-year playing tenure with the Black and Gold he served as a valuable member of the Saints interior defensive line rotation, starting 58-of-64 contests.

Young played at Texas-El Paso from 1996-99. He was the Western Athletic Conference Defensive Player of the Year as a senior in 1999, when he had a career-high 121 tackles and eight sacks. The El Paso native graduated with a bachelor's degree in criminal justice. He was a 2016 inductee into the El Paso Athletic Hall of Fame and a 2019 inductee into the UTEP Athletics Hall of Fame.

**PLAYING CAREER:** Texas El-Paso, 1996-99; St. Louis Rams, 2000-03; New Orleans Saints, 2004-08.

**COACHING CAREER:** New Orleans Saints, 2009-.



# PLAYERS





## VETERANS



**ALEX  
ARMAH**

**40  
FB**

HEIGHT: 6-2 • WEIGHT: 255  
COLLEGE: WEST GEORGIA  
JOINED SAINTS: UFA-21 (CAR)  
NFL EXPERIENCE: 5  
BORN: 5/17/94

**NFL CAREER** – Originally selected in the sixth round (192nd overall) of the 2017 NFL Draft by Carolina, Armah joins the Saints as an athletic all-around fullback. In his first four campaigns he has appeared in 57 games, with four starts rushing for 35 yards on 21 carries with three touchdowns. Also, has recorded eight receptions for 29 yards and six special teams tackles. In 2020, the Georgia native appeared in all 16 contest with one start posting six rushes for nine yards and had a career-high five receptions for 18 yards.

**CAREER TRANSACTIONS** – Agreed to terms with New Orleans on a one-year contract (UFA-Car.), 3/19/21; Promoted to the Carolina active roster, 9/19/17; Signed to the practice squad by Carolina, 9/4/17; Released by Carolina, 9/3/17; Agreed to a four-year contract with Carolina, 5/4/17; Selected in the sixth round (192nd overall) of the 2017 NFL Draft by Carolina.

**2020** – Appeared in all 16 contest with one start posting six rushes for nine yards and had a career-high five receptions for 18 yards. **2019** – Played in all 16 games with one start rushing six times for 11 yards with one touchdown, posting two receptions for six yards and one special teams tackle...Rushed once for four yards and had one coverage stop at Arizona, Sept. 22, blocking for Panthers RB Christian McCaffrey, who gained 153 yards on the ground...Secured two receptions for six yards...Caught a four-year pass, blocking for a 285-yard rushing performance by Panthers, including 173 by McCaffrey, vs. Jacksonville, Oct. 6. **2018** – Started two games in 16 appearances, rushing nine times for 15 yards and two touchdowns, catching a pass for a five-yard gain and adding two special teams tackles...Scored first touchdown on first career rushing attempt vs Dallas, Sept. 9, as Panthers rushed for 147 yards...Recorded one coverage stop vs. Cincinnati, Sept. 23...Rushed for a one-yard touchdown early in the first quarter and helped block for a 179-yard rushing effort vs. Tampa Bay, Nov. 4. **2017** – Saw action in nine regular season games and one postseason contest during his rookie season, primarily on special teams...Played on multiple special teams units and saw limited action as a fullback and registered two assisted special teams tackles in wins at New England, Oct. 1 and vs. Miami, Nov. 13.

**COLLEGE** — Played in 51 games with 41 starts at West Georgia...Lined up at linebacker, defensive end and tight end...In 2020, was named to the Gulf South Conference Team of the Decade for 2010-19 by the league...Three-time All-Gulf South Conference honoree...Became the first player in conference history to be named all-conference both on offense and on defense...Produced 188 tackles, 41.5 tackles for loss, 17.5 sacks, nine quarterback pressures, five forced fumbles, a fumble recovery,

an interception, four passes defended and nine catches for 146 yards and two touchdowns...As senior in 2016, earned first-team All-Gulf South Conference honors as a defensive end and a second-team selection at tight end...Notched 25 tackles, 5.5 tackles for loss, a split sack, a fumble recovery and a pass defense...Registered eight receptions for 144 yards (18.0 avg.) and one touchdown...As a junior in 2015, was named first-team All-Gulf South...Played in 14 games with 12 starts and finished ranked second on the Wolves with nine sacks and 14.5 tackles for loss to go along with three quarterback pressures...Majored in management and marketing.

**PERSONAL** – Prepped at Dacula (Ga.) HS...Team captain started at fullback/H-Back and linebacker...Posted 60 tackles, two sacks, one stop for loss, two hurries, four passes defended and two fumble recoveries...Rushed for 95 yards in Gwinnett County All-Star Game...*Gwinnett Daily Post* third-team tight end selection...Gwinnett County Touchdown Club second-team tight end...Led team to a 7-3 record in 2011 and a second-place finish in Region 8AAAAA...Born on May 17, 1994...Last name pronounced “ARE-muh”...Affectionately referred to by fans on social media occasionally as “Armahgeddon”.

## ALEX ARMAH

Year	Team	RUSHING							RECEIVING				
		GP	GS	Att	Yds	Avg	Lg	TD	No	Yds	Avg	Lg	TD
2017	Carolina	9	0	0	0	-	-	0	0	0	-	-	0
2018	Carolina	16	2	9	15	1.7	4	2	1	5	5.0	5	0
2019	Carolina	16	1	6	11	1.8	4	1	2	6	3.0	4	0
2020	Carolina	16	1	6	9	1.5	3	0	5	18	3.6	14	0
NFL Totals		57	4	21	35	1.7	4	3	8	29	3.6	14	0

**ADDITIONAL STATISTICS:** Special Teams Tackles — (2017, 2); (2018, 3); (2019, 1) Total: 6.

**CAREER HIGHS:** Rushes — 2 (3x), last vs. Las Vegas (9/13/20); Rushing Yards — 4 (4x), last at Tampa Bay (10/13/19); Long Rush — 4 (3x), last at Arizona (9/22/19); Rushing TDs — 1 (3x), last vs. Los Angeles Rams (9/8/19); Receptions — 2, vs. Tampa Bay (11/15/20); Receiving Yards — 14, at Tampa Bay (9/20/20); Long Reception — 14, at Tampa Bay (9/20/20); Receiving TDs — 0; All-Purpose Yards — 6 (2x), last at Arizona (9/22/19); Total TDs — 1 (3x), last vs. Los Angeles Rams (9/8/19).

### POSTSEASON

Year	Team	RUSHING							RECEIVING				
		GP	GS	Att	Yds	Avg	Lg	TD	No	Yds	Avg	Lg	TD
2017	Carolina	1	0	0	0	-	-	0	0	0	-	-	0
NFL Totals		1	0	0	0	-	-	0	0	0	-	-	0



# TERRON ARMSTEAD

72  
T

HEIGHT: 6-5 • WEIGHT: 304  
COLLEGE: ARKANSAS PINE-BLUFF  
JOINED SAINTS: D3A-13  
NFL EXPERIENCE: 9  
BORN: 7/23/91

**NFL CAREER** – A third round draft pick in 2013, Armstead took over starting left tackle duties in Week 16 as a rookie and has not looked back, opening every game at the position he has appeared in since. In 2020, he opened 14 regular season contests and both playoff games at left tackle, as he was selected to the Pro Bowl for the third consecutive campaign. Armstead blocked for what was the NFL's fifth-ranked scoring team, the sixth-ranked rushing offense, scoring a franchise-record and league-best 30 rushing touchdowns, tied for the sixth-highest total all-time and helped the Black and Gold win the NFC South for the fourth consecutive time. Overall, he has appeared in 89 regular season games with 85 starts, opening all nine postseason appearances.

**CAREER TRANSACTIONS** – Placed on Injured Reserve, 12/14/16; Signed to a five-year contract extension, 5/3/16; Signed to a four-year contract, 5/9/13; Selected by New Orleans in the third round (75th overall) of the 2013 NFL Draft.

**HONORS** – **2020:** Pro Bowl; Saints Ed Block Courage Award winner; **2019:** Pro Bowl; Saints Man of the Year (Team nominee for Walter Payton Man of the Year award); **2018:** Pro Bowl (starter); Second-team AP and Pro Football Focus All-Pro; *The Sporting News* All-Pro; PFWA All-NFC; Ford Tough Offensive Line of the Week (Week Ten, Offensive Line).

**2020** – Started 14 regular season games and both playoff contests at left tackle for a line that blocked for what was the NFL's fifth-ranked scoring team (482 points), the sixth-ranked rushing offense (2,265 yards), scoring a franchise-record and league-best 30 rushing touchdowns, tied for the sixth-highest total all-time, missing two contests (Weeks 12-13) on the Reserve/COVID-19 list...Helped the Saints rush for 164 yards at Detroit, Oct. 4...Helped the Saints produce 153 yards rushing in 26-23 overtime win at Chicago, Nov. 1...Blocked for QB Drew Brees, who completed 26-of-32 passes for 222 yards, four touchdowns, zero interceptions and a 135.2 passer rating in a 38-3 Sunday night blowout at Tampa Bay, Nov. 8...Helped New Orleans produce 168 yards rushing and three touchdowns vs. Atlanta, Nov. 22...Blocked for a season-high 583-total yards and 264-rushing yard Christmas Day performance, including 155 yards from RB Alvin Kamara as he tied an NFL record in rushing touchdowns (six) and total touchdowns (six) vs. Minnesota, while not giving up a sack. **2019** – Started 15 regular season games and NFC Wild Card Playoff contest at left tackle for a team tied for third in the NFL in points per game, Inactive for Thanksgiving contest vs. Atlanta (ankle)...vs. Arizona, Oct. 27, part of a line that blocked for RB Latavius Murray rushing for 100 yards for the second straight week, while not giving up a sack. **2018** – Started ten regular season games and two postseason contests at left tackle for NFL's third ranked scoring offense, missing six games (pectoral)...vs. N.Y. Giants, Sept. 30, part of a line that blocked for Kamara rushing for 134 yards

and three touchdowns...Vs. L.A. Rams, Nov. 4, blocked for an offense that did not surrender a sack for second consecutive week and gained 487 total net yards... In NFC Divisional Playoff win vs. Philadelphia, 1/13/19, paved way for a rushing attack that recorded 137 yards. **2017** – Started ten regular season games at left tackle for the NFL's second-ranked offense and the only team to be ranked in the top five both in rushing and passing...Inactive for the first four contests of the season following shoulder surgery in June...Made 2017 debut vs. Detroit, Oct. 15, blocking for a run game that gained 193 yards as part of a line that didn't surrender a sack... At Green Bay, Oct. 22, blocked for a productive running game as RB Mark Ingram II surpassed the 100 yard mark for the second consecutive week...At Buffalo, Nov. 12, blocked for a running game that gained 298 yards and a club-record six touchdowns, sealing a key block for a Brees rushing TD...Vs. Washington, Nov. 19, blocked for a 160-yard rushing performance, including 134 from Ingram...Had a fumble recovery at L.A. Rams, Nov. 26, left the game in the fourth quarter (hamstring) and did not return, which caused him to miss next the contest...Vs. Atlanta, Dec. 24, left game in the second quarter (thigh) and did not return...At Tampa Bay, Dec. 31, declared inactive (thigh)...Started both postseason contests. **2016** – Started seven games at left tackle for NFL's top-ranked offense, missing nine (knee and quad)...In opener vs. Oakland, Sept. 11, blocked for an offense that gained 507 total net yards...At Kansas City, Oct. 23, returned from three-week absence...Vs. Seattle, Oct. 30, blocked for season's first 100-yard rusher for the Saints in RB Tim Hightower...At San Francisco, Nov. 6, left game in first quarter (left leg) and did not return...Vs. L.A. Rams, Nov. 27, returned after being declared inactive the previous two contests...After missing Dec. 4 contest vs. Detroit, returned to lineup at Tampa Bay, Dec. 11. **2015** – Started at left tackle in all 13 games he played in for the NFL's second-ranked offense, missing three contests (knee)...At Indianapolis, Oct. 25, blocked for a unit that gained season-high 183 yards rushing...Vs. N.Y. Giants, Nov. 1, blocked for an offense that gained 608 total net yards and didn't surrender a sack...Vs. Jacksonville, Dec. 27, blocked for an offense that gained 537 total net yards and surrendered only one sack...Missed the season finale at Atlanta, 1/3/16 with a knee injury. **2014** – Started the first 14 games at left tackle before a neck injury sidelined him for the last two contests...Blocked for a rushing attack that through the first 14 games that he appeared in was ranked ninth in the NFL. **2013** – Played in six regular season games, starting the last two at left tackle position he took over, where he also opened both playoff contests...Replaced Charles Brown in the lineup at Carolina, Dec. 22...In the final regular season game and two playoff contests, part of an offensive line that gave up only four sacks and averaged 129.7 yards per game rushing.

**COLLEGE** – Competed in football and track and field at Arkansas-Pine Bluff... Played in 37 career games, starting his final 32 contests at left tackle...Totaled 314 knockdowns, also working to become an eight-time champion for the track and field team and earned All-Southwestern Athletic Conference and All-American honors as a senior...Stood out at the Senior Bowl and impressed scouts by running the fastest 40-yard dash time (4.71) by an offensive lineman in the history of the NFL Scouting Combine...Named to FCS All-American first-team as senior and was a member of the All-American Sleeper Team compiled by The NFL Draft Report, earning All-SWAC honors for the third consecutive season...Opened all 12 games at left tackle and recorded 118 knockdowns and 47 TD-resulting blocks to help his team finish 10-2... Part of a line that only allowed 23 sacks and led league in rushing (200.3 ypg)... Helped offense reach over 500 yards in three contests...Named by coaches to the All-SWAC first-team as junior as he opened 10 games at left tackle and produced 90

## VETERANS

knockdowns and 10 TD-resulting blocks, ranked first for blocking efficiency in FCS... As sophomore, opened ten games at left tackle and received All-SWAC first-team in first year as starter...Blocked for an offense ranked second in SWAC (385.2 ypg.)... Part of line that allowed only 28 sacks and paved the way for four outputs of more than 450 yards...As freshman, played in five contests while being subbed in and out with the first and second teams...Majored in industrial technology with an emphasis in technology engineering.

**PERSONAL** – Attended Cahokia (Ill.) HS...Grew from a 6-2, 250-pound lineman as a junior to 6-4, 300-pounds as senior...Led the Comanches to 11-2 record and league title as All-Southern Seven Conference and All-Class 5A selection as senior... Competed in track and field...Named the Belleville News-Democrat Class 1A-2A Track and Field Athlete of the Year, earning an Illinois state title...Hosted a “Day of Sport” event in 2019 in the Ochsner Sports Performance Center indoor field, putting over 200 children through various fitness and yoga drills...Has annually co-hosted a back to school supplies giveaway with Cameron Jordan...Played in former teammate Tim Lelito’s charity softball game in 2016 and co-hosted the event to benefit Team Gleason and Son of a Saint with former teammate A.J. Klein in 2019...Participated in the 2016 “Greasing of the Poles” event to commemorate the start of Mardi Gras... Has visited with patients at Ochsner Medical Center’s Tom and Gayle Benson Cancer Center...Along with his fellow teammates, has donated funding and helped distribute 1,000 Thanksgiving meals annually to local families in need at the Dryades YMCA since 2013...Made an NFL Play 60 Super School visit at Green Park Elementary in 2013, participating with students during their Play 60 Ultimate Physical Education Class...Participated in Saints Junior Training Camp at Airline Park Academy in 2014... Constructed a community center in his hometown of Cahokia, which is scheduled to open in 2021...Enjoys rapping and released his first track titled “My Zone” on his 29th birthday in 2020...In June, partnered with the Scholars Education Center to open a location in Metairie, a facility that will provide students of all ages with a space for empowerment, growth and access to impactful educational resources...Born July 23, 1991 in Belleville, Ill.


## TERRON ARMSTEAD

**Games Played/Started:** New Orleans — (2013, 6/2); (2014, 14/14); (2015, 13/13); (2016, 7/7); (2017, 10/10); (2018, 10/10); (2019, 15/15); (2020, 14/14) **Totals:** 89/85

### POSTSEASON

**Games Played/Started:** New Orleans — (2013, 2/2); (2017, 2/2); (2018, 2/2); (2019, 1/1); (2020, 2/2) **Totals:** 9/9





## ZACK BAUN

## 53 LB

HEIGHT: 6-3 • WEIGHT: 225

COLLEGE: WISCONSIN

JOINED SAINTS: D3A-20

NFL EXPERIENCE: 2

BORN: 12/30/96

**NFL CAREER** – An athletic, sideline to sideline linebacker, possessing the rare combination of pass rush skills and the ability to drop in coverage. After a stellar college career at Wisconsin, Baun played in 15 regular season games in 2020, with three starts at strongside linebacker, posting eight tackles (three solo) and four special teams stops. Overall in his college career, he played in 39 games with 27 starts, all which took place in his final two seasons, recording 154 tackles, 30.5 stops for loss, 15 sacks, two interceptions and three forced fumbles.

**CAREER TRANSACTIONS** – Signed, 7/27/20; Selected in the third round (74th overall) of the 2020 NFL Draft.

**2020** – Appeared in 15 games with three starts at SLB, posting eight tackles (three solo) and four special teams stops...At Las Vegas, Sept. 21, played on special teams in NFL debut...At Detroit, Oct. 4, played on special teams and recorded first career tackle...Vs. L.A. Chargers, Oct. 12, made first career start and finished with two tackles (one solo) and a special teams stop...Vs. Carolina, Oct. 25, started at SLB and recorded a solo tackle...At Chicago, Nov. 21, played on defense and special teams, recording a special teams tackle...Vs. San Francisco, Nov. 15, played on both defense and special teams, recording one coverage stop...At Atlanta, Dec. 6, played on defense and special teams, finishing with two assisted tackles...Vs. Kansas City, Dec. 20, played on both defense and special teams, recording one assisted tackle...At Carolina, 1/3/21, started at SLB and finished with two tackles (one solo)...In NFC Wild Card Playoff vs. Chicago, 1/10/17, played on defense and special teams...In NFC Divisional playoff vs. Tampa Bay, 1/17/21, played on defense and special teams, recording the first two postseason tackles of his career (one solo) and one coverage stop.

**COLLEGE** – At Wisconsin, played in 39 games with 27 starts, all of which took place in his final two seasons, recording 154 tackles, 30.5 stops for loss, 15 sacks, two interceptions and three forced fumbles...Enjoyed a breakout redshirt senior campaign in 2019, when he was the first consensus (FWAA, Walter Camp) first-team All-American linebacker in Badgers history, when he started all 14 games and ranked second in the Big Ten in tackles for loss (19.5) and sacks (12.5). Overall in his college career, he played in 39 games with 27 starts, all which took place in his final two seasons, recording 154 tackles, 30.5 stops for loss, 15 sacks, two interceptions and three forced fumbles...Graduated with a degree in retailing and consumer behavior.

**PERSONAL** – Three-star recruit by 247 Sports, ESPN, Rivals and Scout at Brown Deer (Wis.) HS...Rated as the No. 2 OLB in Wisconsin and No. 54 OLB in the country by Scout...Rated No. 4 overall recruit in state by ESPN...Passed for 3,061 yards and 27 TDs, adding 3,923 yards and 67 TDs rushing...Scored 94 career TDs in 22 games...State Offensive Player of the Year by Wisconsin Football Coaches

## VETERANS

Association as senior...First-team All-State QB by WFCA and AP second-team All-State...2014 Dave Krieg Award winner as state's most outstanding senior QB...Woodland Conference East Division Offensive Player of the Year and first-team All-Conference...Dual-threat QB, averaged 167.0 rushing yards per game and 9.7 yards per carry as senior, finishing with 1,837 rushing yards and state-leading 39 TDs...Completed 54.9 percent of his passes for 1,936 yards and 20 TDs...As junior, honorable mention All-State and first-team All-Woodland Conference at QB...Rushed for 2,086 yards and 28 TDs, averaging 189.6 yards per game...Threw for 1,125 yards and seven touchdowns...Two-time team MVP and captain...Lettered in basketball, leading team to Wisconsin Division 3 state title as junior (2013-14)...Lettered in track, placing four times at the Division Two state meet...Finished fifth in 100 meters and eighth in 200 meters as a junior...Finished third in 100 meters (10.91 in prelims) and fourth in the 4x100 relay as senior...Injured in final of 200 meters after running 21.53 in the prelims...Played at Wisconsin for defensive coordinator Jim Leonhard, who competing in training camp for the Saints in 2013 and for outside linebackers coach Bobby April III, a Mandeville native who prepped at St. Paul's High School in Covington.

### ZACK BAUN

Year	Team	GP	GS	Tot	TACKLES			Yds	INTERCEPTIONS					FUMBLES		
					Solo	Asst	Sk		No	Yds	Lg	TD	PD	FF	FR	Yds
2020	New Orleans	15	3	8	3	5	0.0	0.0	0	0	0	0	0	0	0	0
NFL Totals		15	3	8	3	5	0.0	0.0	0	0	0	0	0	0	0	0

**ADDITIONAL STATISTICS:** Special Teams Tackles — (2020, 4) Total: 4.

**CAREER HIGHS:** Tackles — 2 (3x), last at Carolina (1/3/21); Solo Tackles — 1 (3x), last at Carolina (1/3/21); Sacks — 0; Interceptions — 0; Passes Defensed — 0; Forced Fumbles — 0; Fumble Recoveries — 0; Special Teams Tackles — 1 (4x), last vs. San Francisco (11/15/20).

#### POSTSEASON

Year	Team	GP	GS	Tot	TACKLES			Yds	INTERCEPTIONS					FUMBLES		
					Solo	Asst	Sk		No	Yds	Lg	TD	PD	FF	FR	Yds
2020	New Orleans	2	0	2	1	1	0.0	0.0	0	0	0	0	0	0	0	0
NFL totals		2	0	2	1	1	0.0	0.0	0	0	0	0	0	0	0	0

**ADDITIONAL STATISTICS:** Special Teams Tackles — (2020, 1) Total: 1.

**POSTSEASON CAREER HIGHS:** Tackles — 2, vs. Tampa Bay (1/17/21); Solo Tackles — 1, vs. Tampa Bay (1/17/21); Special Teams Tackles — 1, vs. Tampa Bay (1/17/21).



## MARQUEZ CALLAWAY

12  
WR

HEIGHT: 6-2 • WEIGHT: 204  
COLLEGE: TENNESSEE  
JOINED SAINTS: FA-20  
NFL EXPERIENCE: 2  
BORN: 3/27/98

**NFL CAREER** – After a productive college career on offense and special teams at Tennessee, Callaway joined the Black and Gold as an undrafted free agent in 2020. Appearing in 11 games with three starts, Callaway posted 21 receptions for 213 yards and made an impact on special teams as a gunner and punt returner. He returned 11 punts for 122 yards (11.1 avg.), four kickoff returns for 94 yards (23.5 avg.) and recovered two fumbles on special teams. In 2021, Callaway looks to build off an impressive all-around rookie campaign.

**CAREER TRANSACTIONS** – Activated from Injured Reserve; 12/24/20; Placed on Injured Reserve, 12/5/20; Signed by the Saints as an undrafted free agent, 4/27/20.

**2020** – Appeared in 11 games with three starts as a wide receiver, gunner and punt returner...Vs. Green Bay, Sept. 27, played offense...At Detroit, Oct. 14, played on offense and special teams, and recorded his first career catch, a 16-yard grab... Vs. L.A. Chargers, Oct. 12, started and saw action on special teams, catching four passes for 34 yards, returning six punts for 69 yards and bringing back two kickoffs for 57 yards...Vs. Carolina, Oct. 25, posted team-high eight receptions for a club-best 75 yards...At Chicago, Nov. 1, Inactive (ankle)...At Tampa Bay, Nov. 8, appeared on offense and special teams, catching two passes for 11 yards...Vs. San Francisco, Nov. 15, made an impact on special teams, recovering two fumbles by San Francisco punt returners. His second fumble recovery came with 9:09 to play in the game, and set up a three-play, 22-yard touchdown drive...Vs. Atlanta, Nov. 22, played on offense and special teams, returning three punts for 18 yards and a kickoff for 20 yards... At Denver, Nov. 29, played on offense and special teams, returning a punt 19 yards and a kickoff 17 yards...Placed on Injured Reserve, Dec. 5...Activated, Dec. 24... Vs. Minnesota, Dec. 25, started and caught three passes for 26 yards and returned a punt for 16 yards...At Carolina, 1/3/21, started and finished with three receptions for 51 yards. Callaway's two games vs. Carolina resulted in his two highest receiving totals of his rookie season, after he caught eight passes for 75 yards in New Orleans' first matchup with the Panthers, Oct. 25...In the NFC wild card playoff, vs. Chicago, 1/10/21, played on offense and special teams...In the NFC divisional playoff, vs. Tampa Bay, 1/17/21, started and recorded a tackle on an interception return.

**COLLEGE** – Completed his Tennessee career as one of the Vols' most prolific punt returners all-time, and a productive pass-catcher with 92 receptions for 1,646 yards and 13 touchdowns, ranking No. 16 UT history in receiving yardage...His career 13.6 punt return average ranks fourth in school history and his three punt return touchdowns are second all-time...Competed in the NFLPA Collegiate Bowl postseason all-star game...In 2019 as a senior, wrapped up an outstanding career by collecting All-SEC Second Team honors as a return specialist after totaling 154

# VETERANS

yards and a 65-yard touchdown on 11 punt returns...His 14.0 punt return average ranked second in the Southeastern Conference...Three-year starter at wide receiver, who had his best season for the Vols as a senior, grabbing 30 passes for 635 yards and six scores...Tied for first in the SEC and fourth in the nation in yards per catch (21.2)...Had a season-high 110 receiving yards and one score on six catches versus Missouri - his fourth 100-yard game of the season...Graduated with a bachelor's degree in communications studies.

**PERSONAL** – First name pronounced mar-QWEZ...Marquez Antonio Callaway was born on March 27, 1998...Grew up in a military family as his mother (Army), father (Air Force), grandfathers (Air Force and Navy), grandmother and uncles (Air Force, Marines and Army) all served, and his older brother (Army) was recently stationed in South Korea before returning to Fort Bragg, N.C...Also was recruited to play college basketball...Rated a four-star prospect and a consensus Top 15 recruit in Georgia coming out of Warner-Robins (Ga.) HS...Played in the U.S. Army All-American Bowl in 2016...Named to *Atlanta Journal Constitution* All-State Class AAAA first-team as a defensive back in 2015...Honored as All-State selection on both sides of the ball by the Georgia Sports Writers as senior.

## MARQUEZ CALLAWAY

		RECEIVING								RUSHING					
Year	Team	GP	GS	No	Yds	Avg	Lg	TD		Att	Yds	Avg	Lg	TD	
2020	New Orleans	11	3	21	213	10.1	27	0		0	0	-	-	0	
NFL Totals		11	3	21	213	10.1	27	0		0	0	-	-	0	

		KICKOFF RETURNS								PUNT RETURNS					
Year	Team	No	Yds	Avg	Lg	TD	No	FC	Yds	Avg	Lg	TD			
2020	New Orleans	4	94	23.5	29	0	11	5	122	11.1	19	0			
NFL Totals		4	94	23.5	29	0	11	5	122	11.1	19	0			

**ADDITIONAL STATISTICS:** Special Teams Tackles — (2020 1); Special Teams Fumble Recoveries — (2020 2) .

**CAREER HIGHS:** Receptions — 8, vs. Carolina (10/25/20); Receiving Yards — 75, vs. Carolina (10/25/20); Long Reception — 27, at Carolina (1/3/21); Receiving TDs — 0; Punt Returns — 6, vs. L.A. Chargers (10/12/20); Punt Return Yards — 69, vs. L.A. Chargers (10/12/20); Long Punt Return — 19 (2x), last at Denver (11/29/10); Punt Return TDs — 0; Kickoff Returns — 2, vs. L.A. Chargers (10/12/20); Kickoff Return Yards — 57, vs. L.A. Chargers (10/12/20); Long Kickoff Return — 29, vs. L.A. Chargers (10/12/20); All Purpose Yards — 160, vs. L.A. Chargers (10/12/20); Special Teams Tackles — 1, vs. Atlanta (11/22/20); Special Teams Fumble Recoveries — 2, vs. San Francisco (11/15/20).

		RECEIVING								RUSHING					
Year	Team	GP	GS	No	Yds	Avg	Lg	TD		Att	Yds	Avg	Lg	TD	
2020	New Orleans	2	1	0	0	-	-	0		0	0	-	-	0	
NFL Totals		2	1	0	0	-	-	0		0	0	-	-	0	

		KICKOFF RETURNS								PUNT RETURNS					
Year	Team	No	Yds	Avg	Lg	TD	No	FC	Yds	Avg	Lg	TD			
2020	New Orleans	0	0	-	-	0	1	0	0	0.0	0	0			
NFL Totals		0	0	-	-	0	1	0	0	0.0	0	0			

**ADDITIONAL POSTSEASON STATISTICS:** Miscellaneous Tackles — (2020 1) .

## VETERANS



**WILL  
CLAPP**

**HEIGHT: 6-5 • WEIGHT: 314**  
**COLLEGE: LOUISIANA STATE**  
**JOINED SAINTS: D7-18**  
**NFL EXPERIENCE: 4**  
**BORN: 12/10/95**

**64  
C/G**

OWNER

FOOTBALL

ADMINISTRATION

RECORDS

HISTORY

**NFL CAREER** – With positional flexibility and the combination of size, strength and intelligence, Clapp enters his fourth season with the Black and Gold in 2021. After becoming a valuable part of the offensive line rotation in 2019, the LSU product appeared in eight games in 2020 providing depth on the interior of the Saints line. Overall, the New Orleans native and former LSU standout has appeared in 25 games with four starts at jumbo tight end and at both guard positions, as well as making his postseason debut in 2020.

**CAREER TRANSACTIONS** – Re-signed, 4/20/21; Placed on reserve/COVID-19, 1/16/20; Signed to active roster, 12/19/20; Promoted to active roster (COVID-19 elevation), 12/5/20; Promoted to active roster (standard elevation), 11/28/20; Promoted to active roster (COVID-19 elevation), 10/31/20; Promoted to active roster (standard elevation), 10/24/20; Signed, 10/11/20; Waived, 10/8/20; Re-signed, 10/3/20; Waived, 9/26/20; Signed to a four-year contract, 5/11/18; Selected by Saints in the seventh round (245th overall) of the 2018 NFL Draft.

**2020** – Appeared in eight regular season games primarily in the team's jumbo package and on special teams...Also, appeared in NFC Wild Card Playoff win vs. Chicago, 1/10/17...In season opener vs. Tampa Bay, Sept. 13, saw action on special teams...Vs. Carolina, Oct. 25, played on special teams and as a sixth offensive lineman on jumbo packages...At Chicago, Nov. 11, played on special teams and as a sixth offensive lineman on jumbo packages...At Denver, Nov. 29, activated to the active roster, Nov. 28, played on special teams and as a sixth offensive lineman in the jumbo package...At Atlanta, Dec. 6, played on special teams and as a sixth offensive lineman in the jumbo package...Vs. Kansas City, Dec. 20, played both on special teams and as a sixth offensive lineman in the jumbo package...Vs. Minnesota, Dec. 25, played on special teams and as a sixth offensive lineman in the jumbo package for an offense that rushed for 264 yards and scored seven touchdowns on the ground, including an NFL record tying six by RB Alvin Kamara. **2019** – Appeared in 14 games with three starts, primarily in jumbo package, also seeing action at RG and LG...At Chicago, Oct. 20, started in jumbo package and played on special teams, helping block for an offense that rushed for a season-high 151 rushing yards...Vs. Arizona, Oct. 27, started in jumbo package and played on special teams, helping block for an offense that passed for season-high 373 passing yards...Vs. Atlanta, Nov. 10, played at LG and on special teams...Vs. Indianapolis, Dec. 16, saw action at RG and on special teams...At Tennessee, Dec. 22, started at RG and blocked for an offense that racked up 377 yards of total offense and five TDs...At Carolina, Dec. 29, saw action on offense and on special teams. **2018** – After being inactive for the



## VETERANS

first 13 games of the season, made his debut at LG at Carolina, Dec. 17. Played on offense and special teams vs. Pittsburgh, Dec. 23. Made starting debut at LG vs. Carolina, Dec. 30.

**COLLEGE** – Three-year starter on LSU offensive line, starting all 36 games that he appeared in (13 at C, 12 at LG, 11 at RG), earning first-team All-SEC honors at both guard and center. Blocking for 1,000-yard rushers in each of his three-seasons, settled in at C in 2017, where he was a first-team All-Southeastern Conference selection and a Rimington Trophy finalist...Started all 11 games at LG as junior in 2017 and earned coaches first-team All-SEC and conference Academic Honor Roll...Started all 12 games (11 at RG, one at LG)...Didn't give up a sack...*The Sporting News and USA Today* Freshman All-America and named SEC Coaches All-Freshman...Redshirted in 2014...Graduated in 2017 with a degree in sports administration.


**PERSONAL** – One of the top linemen coming out of Louisiana from Brother Martin (New Orleans, La.) HS...Unanimous Rivals.com, Scout.com, ESPN.com and 247Sports four-star prospect...Named to Louisiana 5A All-State team last two seasons...Member of The *Baton Rouge Advocate* Second Dozen...Has deep family ties to LSU program as his father, Tommy, is a former LSU DT from 1984-87 and was named a permanent team captain for the 1987 squad and brother Matt walked-on at FB. Tommy finished his LSU career with 139 tackles, 9.0 tackles for loss and 4.0 sacks and started against Nebraska in the Sugar Bowl in 1985 and 1987, subsequently going to training camp with the Tampa Bay Buccaneers in 1988... Participated in Saints' 2019 Fantennial Weekend, visiting with Brother Martin team in preparation for their September 27 contest and then serving as the honorary captain at the game...William Barnett Clapp was born Dec. 10, 1995 in New Orleans, La.

## WILL CLAPP

Games Played/Started: New Orleans — (2018, 3/1); (2019, 14/3); (2020, 8/0) NFL Totals: 25/4

### POSTSEASON

Games Played/Started: New Orleans — (2020, 1/0) NFL Totals: 1/0



## KEN CRAWLEY

25  
CB

HEIGHT: 6-1 • WEIGHT: 180

COLLEGE: COLORADO

JOINED SAINTS: FA-20

NFL EXPERIENCE: 6

BORN: 2/8/93

**NFL CAREER** – Originally signed as an undrafted free agent out of Colorado in 2016, Crawley provided experience and depth to the Saints secondary in from 2016-19 and following a split stint between the Black and Gold and Miami Dolphins in 2019, has returned to New Orleans. For his career, Crawley has posted 142 tackles, two interceptions, 34 passes defended, one forced fumble, and one fumble recovery.

**CAREER TRANSACTIONS** – Re-signed by New Orleans, 5/17/21; Reinstated by New Orleans from Reserve/COVID-19, 10/28/20; Placed on Reserve/COVID-19 by New Orleans, 10/23/20; Signed to active roster from practice squad by New Orleans, 10/12/20; Elevated to active roster from practice squad by New Orleans (standard), 10/3/20; Signed to New Orleans practice squad, 9/28/20; Contract terminated by Arizona, 9/5/20; Signed by the Arizona Cardinals, 8/22/20; Contract terminated by Raiders, 8/18/20; Signed by the Raiders to a reserve/future contract, 1/23/20; Waived off Injured Reserve by Miami, 12/16/19; Placed by Miami on Injured Reserve, 12/5/19; Acquired by the Miami Dolphins off of waivers from New Orleans, 10/30/19; Waived by New Orleans, 10/29/19; Re-signed to a one-year contract by New Orleans (RFA), 4/23/19; Placed on Injured Reserve by New Orleans, 12/31/16; Signed by the New Orleans Saints to a three-year contract as an undrafted free agent, 5/6/16.

**2020** – Played in six regular season games for New Orleans and posted one solo tackle, one interception and one pass defended...Posted his second career pick in regular season finale at Carolina, 1/3/21. **2019** – After playing in one contest with no stats for New Orleans, appeared in four games with two starts for Miami and recorded six solo tackles. **2018** – Played in ten regular season games with five starts, recording 31 tackles (28 solo) and six passes defended...Started and finished with five tackles (four solo) in opener vs. Tampa Bay, Sept. 9...Started and recorded four tackles (three solo) and a pass defended vs. Cleveland, Sept. 16...Posted three solo tackles vs. Atlanta, Sept. 23...Started and tied a career-high with eight tackles (career-high tying seven solo) and added one pass defended vs. N.Y. Giants, Sept. 30...Started at LCB and recorded three solo tackles vs. Washington, Oct 8...Started at LCB and recorded six solo tackles and a pass defended vs. Baltimore, Oct 21...Played on defense and finished with a solo tackle and one pass defended vs. Cincinnati, Nov. 11...Recorded one pass defended vs. Philadelphia, Nov. 18...Recorded one solo tackle vs. Atlanta, Nov. 22...Played on defense and special teams and finished with a pass defended vs Carolina, Dec. 30. **2017** – Started all 13 regular season games which he appeared in, making season debut in Week three and missing team's Week 12 game at L.A. Rams (abdomen) and posted a career-high 54 tackles (47 solo), one interception and 17 passes defended. Added 13 tackles (nine solo) and one pass defended in starting both postseason contests...In 2017 debut, accrued a career-high eight tackles (career-high seven solo) and two passes defended at Carolina,

Sept. 24...Made four solo tackles, his first career pick and two passes defended against Miami in London's Wembley Stadium, Oct. 1...Made five tackles (four solo at Detroit, Oct. 15...Recorded four solo tackles in contest where the Saints gave up a season-low 79 net yards passing and four passing first downs at Green Bay, Oct. 22...Made three solo tackles and two passes defended as Saints surrendered only 150 net yards passing vs. Chicago, Oct. 29...Contributed one solo tackle as New Orleans surrendered only 129 net yards passing at Buffalo, Nov. 12...Accrued two solo tackles and one pass defended in comeback victory vs. Washington, Nov. 19...Recorded three solo tackles and two passes defended vs. Carolina, Dec. 3...Finished with six tackles (five solo) and one pass defended at Atlanta, Dec. 7...Registered four tackles (three solo) and one pass defended in win vs. N.Y. Jets, Dec. 17...Recorded five tackles (four solo) and two passes defended vs. Atlanta, Dec. 24...Recorded six tackles and three passes defended in regular season finale at Tampa Bay, Dec. 31...In postseason debut, accrued seven tackles (five solo) and a pass defended in NFC Wild Card Playoff vs. Carolina, 1/7/18...Made six tackles (four solo) in NFC Divisional Playoff at Minnesota, 1/14/18. **2016** – Played in 15 games with five starts, tallying 50 tackles (41 solo), a forced fumble, a fumble recovery, 10 passes defended and two special teams stops...Had five tackles (four solo) in regular season debut in season opener vs. Oakland, Sept. 11...Had six tackles (five solo) at N.Y. Giants, Sept. 18, adding one forced fumble and one pass defended...Made his first career start vs. Atlanta, Sept. 26 and finished with five tackles (four solo) and two passes defended...Started at Chargers, Oct. 2 and totaled seven tackles (six solo) and a pass defended...Started vs. Carolina, Oct. 16, recording five tackles and career-high four passes defended...Started and played on special teams vs. Seattle, Oct. 30, making six solo tackles...Saw action on both defense and special teams at Arizona, Dec. 18 and recorded two solo tackles, his first career fumble recovery and one special teams stop...Played on defense and special teams vs. Tampa Bay, Dec. 24, registering three tackles (two solo) and a coverage stop...Placed on Injured Reserve, Dec. 31.

**COLLEGE** – Played in 47 games at Colorado and recorded 201 tackles (165 solo), eight tackles for loss, one forced fumble, a fumble recovery, three interceptions and 36 passes defended, third in school history...As senior in 2015, started all 13 games at RCB and recorded 46 tackles (40 solo), an interception, 13 passes defended and a fumble recovery...As junior, played in 12 games and started 11 at RCB, finishing sixth on team in tackles with 47 (41 solo), second in passes defended (13) and added one forced fumble...Graduated with degree in sociology.

**PERSONAL** – Prepped at H.D. Woodson (Washington, D.C.) HS, where he played both CB and WR...As a senior in 2011, had 43 tackles, five interceptions, eight passes defended, one fumble recovery and one blocked punt and was also selected by The Washington Post as the D.C. Area Player of the Year...Also ran track...Cousin, Stephon Morris, played DB at Penn State and spent the 2012 season with the Patriots...Hosted a football camp for youth aged 6-13 in his hometown in 2018...Born Feb. 8, 1993 in Washington, D.C.

## KEN CRAWLEY

OWNER

FOOTBALL

ADMINISTRATION

RECORDS

HISTORY

Year	Team	GP	GS	Tot	TACKLES			Yds	INTERCEPTIONS					FUMBLES		
					Solo	Asst	Sk		No	Yds	Lg	TD	PD	FF	FR	Yds
2016	New Orleans	15	5	50	41	9	0.0	0.0	0	0	0	0	10	1	1	0
2017	New Orleans	13	13	54	47	7	0.0	0.0	1	0	0	0	17	0	0	0
2018	New Orleans	10	5	31	28	3	0.0	0.0	0	0	0	0	6	0	0	0
2019	New Orleans	1	0	0	0	0	0.0	0.0	0	0	0	0	0	0	0	0
2019	Miami	4	2	6	6	0	0.0	0.0	0	0	0	0	0	0	0	0
2020	New Orleans	6	0	1	1	0	0.0	0.0	1	0	0	0	1	0	0	0
NFL totals		49	25	142	123	19	0.0	0.0	2	0	0	0	34	1	1	0
Saints totals		45	23	136	117	19	0.0	0.0	2	0	0	0	34	1	1	0

**CAREER HIGHS:** Tackles — 8 (2x), last at New York Giants (9/30/18); Solo Tackles — 7 (2x), last at New York Giants (9/30/18); Interceptions — 1, 2x, last at Carolina (1/3/21); Passes Defensed — 4, vs. Carolina (10/16/16); Forced Fumbles — 1, at New York Giants (9/18/16); Fumble Recoveries — 1, at Arizona (12/18/16).

### POSTSEASON

Year	Team	GP	GS	Tot	TACKLES			Yds	INTERCEPTIONS					FUMBLES		
					Solo	Asst	Sk		No	Yds	Lg	TD	PD	FF	FR	Yds
2017	New Orleans	2	2	13	9	4	0.0	0.0	0	0	0	0	1	0	0	0
2018	New Orleans	1	0	0	0	0	0.0	0.0	0	0	0	0	0	0	0	0
NFL Totals		3	2	13	9	4	0.0	0.0	0	0	0	0	1	0	0	0

**POSTSEASON CAREER HIGHS:** Tackles — 7, vs. Carolina (1/7/18); Solo Tackles — 5, vs. Carolina (1/7/18); Interceptions — 0; Passes Defensed — 1, vs. Carolina (1/7/18).



## JALEN DALTON

# 77 DT

**HEIGHT: 6-6 • WEIGHT: 300**  
**COLLEGE: NORTH CAROLINA**  
**JOINED SAINTS: FA-19**  
**NFL EXPERIENCE: 2**  
**BORN: 8/4/97**

**NFL CAREER** – Jalen Dalton was added to the Saints practice squad late in the 2019 season, a rookie addition for a Saints defense that is continually looking to get bigger in the trenches and continues to excel against the run. The 6-foot-6 inch, 300-pounder is a good athlete with the height that will provide a presence on the Saints' defensive front in the club's competition in training camp. The former University of North Carolina standout will compete for a roster spot in training camp in the interior after spending 2020 on Injured Reserve with a triceps injury.

**CAREER TRANSACTIONS** – Placed by New Orleans on Injured Reserve, 8/30/20; signed by New Orleans to reserve/future contract, 1/6/20; Signed by New Orleans to practice squad, 12/18/19; Waived by Bears, 8/31/19; Signed as undrafted free agent by Bears, 5/5/19.

**2020** – Spent season on Injured Reserve with triceps injury suffered in training

## VETERANS

camp. **2019** – After spending the preseason with the Bears, spent the last three weeks of the season on the Saints practice squad.

**COLLEGE** – Appeared in 38 games, totaling 93 tackles, 15 TFLs, 6.5 sacks seven passes defended, one forced fumble and one fumble recovery at North Carolina... As a senior, appeared in seven games, posting 23 tackles, 3.5 sacks, 4.5 TFL, a pressure, a forced fumble and a pass defended... As a junior, appeared in nine games (three starts), recording 28 tackles, three sacks and ranked second on the team with 8.0 tackles for loss. Had three pass breakups and three QB hurries... As a sophomore, played in all 13 games (two starts). Finished with 27 tackles, 1.5 tackles for loss, a blocked kick, a pass breakup, a fumble recovery and one quarterback hurry... As a freshman, appeared in nine games and tallied 15 tackles, two quarterback hurries, a tackle for loss and two pass breakups... Majored in sociology.

**PERSONAL** – Ranked the top player in North Carolina by Rivals.com at West Forsyth (Clemmons, N.C.) HS... Earned first-team All-State honors by the AP... Rated four-star player by Rivals.com and Scout.com... Listed as the No. 1 DE in North Carolina, No. 5 in the South and No. 10 nationally by Scout.com... Selected to play in the Shrine Bowl of the Carolinas and the Under Armour All-America Game.



**MARCUS  
DAVENPORT**

**92  
DE**

**HEIGHT: 6-6 • WEIGHT: 265**  
**COLLEGE: TEXAS-SAN ANTONIO**  
**DRAFTED: D1-18**  
**NFL EXPERIENCE: 4**  
**BORN: 9/4/96**

**NFL CAREER** – A 2018 first round pick with the ability to rush the passer, Davenport's posted 12 sacks and five forced fumbles his first three seasons, despite missing ten contests due to injuries. In 11 games with one start in 2020, after missing the first four contests with an elbow injury, Davenport, posted 21 tackles (12 solo), 1.5 sacks and two passes defended.

**CAREER TRANSACTIONS** – Fifth-year option exercised by New Orleans, 4/29/21; Placed on Injured Reserve, 12/11/19; Signed to a four-year contract, 5/10/18; Selected in the first round (14th overall) of the 2018 NFL Draft.

**HONORS** – **2018:** PFWA All-Rookie.

**2020** – In only 11 games with one start, missing the first four due to an elbow injury, posted 21 tackles (12 solo), 1.5 sacks and two passes defended... Posted three tackles and his fourth quarter sack of Carolina QB Teddy Bridgewater, sealed the win for New Orleans vs. Carolina, Oct. 27... Split a sack of Bears QB Nick Foles and had a season-high four tackles at Chicago, Nov. 1... Finished with four tackles (three solo) in two postseason contests. **2019** – Started the first 13 games and finished the season with 31 tackles (15 solo), six sacks and four forced fumbles...



Made his first career start in opener vs. Houston, Sept. 9 and recorded two solo tackles...Finished with three tackles (two solo) and one sack at L.A. Rams, Sept. 15...Posted a career-high seven tackles (two solo) at Seattle, Sept. 15...Finished with one assisted tackle on Sunday Night Football vs. Dallas, Sept. 29, as the Cowboys managed only 45 rushing yards on 20 carries (2.5 avg.)...Tied his career-high for sacks (two), and added two solo tackles and one forced fumble vs. Tampa Bay, Oct. 6...At Chicago, Oct. 20, finished with an assisted tackle, powering a run defense that surrendered only 17 yards, fifth-lowest total in franchise history and did not give up a rushing first down for only the fourth time in club record books...In come-from-behind fourth quarter win vs. Carolina, Nov. 24, took down Panthers QB Kyle Allen with 2:10 left to play and added three tackles...For a defense that tied a franchise-record with nine sacks on Thanksgiving night at Atlanta, posted two takedowns for third time, set career-best with three forced fumbles and added four solo stops. **2018** – Appeared in 13 regular season games, missing three with a toe injury, posting 22 tackles (12 solo), 4.5 sacks for 31.5 yards lost, two passes defended and a forced fumble. Tied for third on New Orleans in sacks...Recorded a solo tackle and his first career takedown at Atlanta, Sept. 23...Had three tackles, a sack, a pass defended and a forced fumble vs. Washington, Oct. 8...Had career-high two sacks vs. Minnesota, Oct. 28...After missing the next three games with the toe injury, returned to action on Thanksgiving night vs. Atlanta, Nov. 22 and posted an assisted tackle...Posted four tackles (two solo) at Tampa Bay, Dec. 9...Posted two tackles (one solo) at Carolina, Dec. 17...Had a split sack and three tackles (one solo), in season finale vs. Carolina, Dec. 30...Appeared in both postseason contests...In the NFC Divisional Playoff Game vs. Philadelphia, 1/13/19, played on defense and had a solo tackle...In NFC Championship Game vs. L.A. Rams, 1/20/19, had three tackles (two solo).

**COLLEGE** – During his four collegiate seasons at Texas-San Antonio, Davenport notched career totals of 186 tackles (97 solo), 22 sacks, 38 tackles for loss, six forced fumbles, two fumble recoveries, one returned for a touchdown and eight passes defended, finishing his career as the school's all-time leader for stops for loss, takedowns and quarterback hurries (21)...Tabbed 2017 Conference USA Defensive Player of the Year and a first-team All-Conference selection as senior...Member of the Chuck Bednarik Award and Wuerffel Trophy watch lists...Posted 55 tackles (30 solo) and set school records with 17.5 tackles for loss, 8.5 sacks, eight QB hurries, four pass breakups, three forced fumbles and a fumble return for a touchdown...Posted at least one tackle for loss in eight different contests...In 2016, second-team All-Conference USA selection played in all 13 games (12 starts) and led the squad's defensive linemen with 68 tackles (31 solo), including ten for loss, a team-leading marks of 6.5 sacks and a program-record eight quarterback hurries...Finished season strong by posting 38 stops, seven tackles for loss and 4.5 sacks in the last six outings...In 2015, earned honorable mention All-Conference USA honors...Started 11 contests and recorded 49 tackles (30 solo) and ranked second on team with 7.5 tackles for loss and four sacks...Also racked up four QB hurries, three pass breakups and two forced fumbles...In 2014, saw action in the first 11 games and registered 14 tackles and three sacks...Graduated with a degree in multidisciplinary studies.

**PERSONAL** – First-team All-District 27-5A performer at John Paul Stevens (San Antonio, Texas) HS, where he recorded 73 tackles, including ten stops for loss, six sacks and six passes defended as a senior...Earned second-team All-

## VETERANS

District as a junior after racking up 42 stops...Also an area qualifier in the 1,600m relay and shot put in track and field along with playing for the basketball team... Davenport has multiple family members from New Orleans including father, Ron and late grandfather Dr. Artis Davenport II, a member of the Allstate Sugar Bowl's Greater New Orleans Sports Hall of Fame and the U.S. Track & Field and Cross Country Coaches Association Hall of Fame for a legendary career as head coach of Southern University of New Orleans' track and field team...Dr. Davenport was a member of the inaugural SUNO Athletic Hall of Fame class, where his men's outdoor teams won NCAA Division III national championships three times, as well as NAIA Division I women's indoor and outdoor championships in 1995 and 1997... Dr. Davenport also coached at Dillard and Alcorn State and served in the U.S. Army as an infantry officer...Marcus' father served in the Air Force...In 2019, participated in "#DoRight4LA Day with the Saints and Dudley DeBosier" volunteering with teammates to completion renovations to the exterior of a house...Played in 2019 Saints Hall of Fame Golf Tournament...Participated in several PSA's encouraging local residents to take proper precautions during the COVID-19 pandemic...Marcus James Davenport was born on September 4, 1996 in San Antonio, Texas.

### MARCUS DAVENPORT

Year	Team	GP	GS	Tot	TACKLES			Yds	INTERCEPTIONS					FUMBLES		
					Solo	Asst	Sk		No	Yds	Lg	TD	PD	FF	FR	Yds
2018	New Orleans	13	0	22	12	10	4.5	31.5	0	0	0	0	2	1	0	0
2019	New Orleans	13	13	31	15	16	6.0	45.0	0	0	0	0	0	4	0	0
2020	New Orleans	11	1	21	12	9	1.5	12.5	0	0	0	0	2	0	0	0
NFL totals		37	14	74	39	35	12.0	89.0	0	0	0	0	4	5	0	0

**CAREER HIGHS:** Tackles — 7, at Seattle (9/22/19); Solo Tackles — 4, at Atlanta (11/28/19); Sacks — 2, 3x, last at Atlanta (11/28/19); Passes Defensed — 1 (4x), last at Tampa Bay (11/8/20); Forced Fumbles — 3, at Atlanta (11/28/19); Fumble Recoveries — 0.

#### POSTSEASON

Year	Team	GP	GS	Tot	TACKLES			Yds	INTERCEPTIONS					FUMBLES		
					Solo	Asst	Sk		No	Yds	Lg	TD	PD	FF	FR	Yds
2018	New Orleans	2	0	4	3	1	0.0	0.0	0	0	0	0	0	0	0	0
2020	New Orleans	2	1	4	3	1	0.0	0.0	0	0	0	0	0	0	0	0
NFL Totals		4	1	8	6	2	0.0	0.0	0	0	0	0	0	0	0	0

**POSTSEASON CAREER HIGHS:** Tackles — 3, vs. L.A. Rams (1/20/19).



## DEMARIO DAVIS

## 56 LB

HEIGHT: 6-2 • WEIGHT: 248  
COLLEGE: ARKANSAS STATE  
JOINED SAINTS: UFA-18 (NYJ)  
NFL EXPERIENCE: 10  
BORN: 1/11/1989

**NFL CAREER** – Since signing with New Orleans in 2018, Davis has made an instant impact to the defense and team as a whole, as he was immediately voted as a team captain. As a unit in 2020, the New Orleans defense ranked fourth in opponent yards per game, also ranked fifth in opponent points per game, passing yards per game and opponent third down conversion rate. This dependable and sure-tackling defender led the Saints in stops for the third straight season and was selected as an *AP* All-Pro for the second consecutive season, posting 119 tackles, four sacks and six passes defended. For his career, the Brandon, Miss. native has appeared in 144 consecutive games never having missed a contest in his NFL career, ranking third among active defensive players, with 130 starts for the Saints, Jets (2012-15, 2017), and Cleveland Browns (2016), recording 1,000 tackles (663 solo), 26.5 sacks, two interceptions, 38 passes defended, three forced fumbles, six fumble recoveries and 24 special team stops.

**CAREER TRANSACTIONS** – Signed a three-year contract extension with Saints, 9/13/20; Signed by Saints to three-year contract (UFA-NYJ), 3/19/18; Traded by Browns to Jets, in exchange for S Calvin Pryor, 6/1/17; Signed by Browns to two-year contract (UFA-NYJ); Signed four-year contract with Jets, 6/1/12; Selected by the New York Jets in the third round (77th overall) of the 2012 NFL Draft.

**HONORS** – **2020:** *Associated Press* second-team All-Pro; *PFWA* All-NFC; Bart Starr Award; Saints Man of the Year (Team nominee for Walter Payton Man of the Year); Greater New Orleans Sports Hall of Fame Jimmy Collins Award (Allstate Sugar Bowl). **2019:** *Associated Press* first-team All-Pro. **2018:** NFC Defensive Player of the Week (Week Four); Athletes in Action Call to Courage Award (NFL Player who displays exemplary character and leadership and a strong commitment to Christian Faith).

**2020** – Started all 16 regular games he played and both postseason contests. Posted more than 100 tackles for the fourth consecutive regular season with a team-high 119 (73 solo), his seventh campaign at the century mark, reaching double-digits in four contests. Also registered four sacks for loss of 36 yards and six passes defended. Selected *Associated Press* second-team All-Pro. A key member of a unit that finished fourth in opponent yards per game, also ranked fifth in points per game, passing yards per game and opponent third down conversion rate...Vs. Tampa Bay, Sept. 13, started at WLB and finished with six tackles (five solo) and one sack of Tom Brady...At Las Vegas, Sept. 21, started at WLB and finished with eight tackles (five solo) and a pass defense...Vs. Green Bay, Sept. 27, started at WLB and finished with seven tackles (six solo) and a sack of Aaron Rodgers for a 12-yard loss...At Detroit, Oct. 4, started at WLB, finishing with five tackles (four solo)...Vs. L.A. Chargers, Oct. 12, started at WLB and tied for team lead with ten tackles (two solo)...Vs. Carolina, Oct. 25, started at WLB

and posted two solo tackles...At Chicago, Nov. 1, started at WLB and recorded four solo tackles...At Tampa Bay, Nov. 8, started at WLB and posted five solo tackles, tied for team lead as New Orleans surrendered only 194 total net yards...Vs. San Francisco, Nov. 15, started at MLB and recorded third sack of season, taking down Nick Mullens on final play of first quarter. Davis finished with 12 total tackles and added a pass defense, pacing a run defense that surrendered only 49 yards on 25 carries...Vs. Atlanta, Nov. 22, led Saints with seven tackles (four solo) while adding a sack and a pass defended...At Denver, Nov. 29, led the team in tackles with ten (seven solo) and crossed the 950 tackle mark for his career...At Atlanta, Dec. 6, started at MLB and led the team in tackles with nine (four solo)...At Philadelphia, Dec. 13, started at MLB and finished with six tackles (three solo)...Vs. Kansas City, Dec. 20, started at MLB and finished with a team-leading and season-high 15 tackles, marking his fourth game of 2020 with double-digit stops and his most as a Saint. Davis recorded the 1,000th tackle of his career (defense/special teams) on his fourth stop of the game, stopping Clyde Edwards-Helaire with 19 seconds left in the first quarter. Davis became the first Saints defender to surpass 100 tackles in three consecutive seasons since Curtis Lofton did so (2012-14)...Vs. Minnesota, Dec. 25, started at MLB and finished with eight tackles (six solo)...At Carolina, 1/3/21, started at MLB and recorded the 1,000th defensive tackle of his career on a takedown of Curtis Samuel with 6:59 left in the game. Davis finished the game with five tackles (two solo) and added one pass defense. In Wild Card Playoff vs. Chicago, 1/10/21, started at MLB and finished with five tackles (four solo), as New Orleans set a team playoff record surrendering only 239 total net yards, only 48 on the ground on 19 attempts (2.5 avg.)...In Divisional Playoff vs. Tampa Bay, 1/17/21, started at MLB and finished with nine tackles (eight solo) and one sack of Brady, the first postseason takedown of his career. Also led Saints defenders with two quarterback hits. **2019** – Started all 16 games. Posted a team-high 111 tackles, reaching double-digits in three contests...Registered four sacks, one interception and a career-high 12 passes defended...Selected *Associated Press* first-team All-Pro...A key member of a defensive unit that finished in the top five in rush defense for two consecutive seasons for only the second time in team history (1986-87)...Recorded seven tackles (four solo) in Wild Card Playoff loss vs. Minnesota, 1/5/20...Produced nine tackles apiece in back-to-back victories at Seattle, Sept. 22 and vs. Dallas, Sept. 29...Recorded seven solo tackles and two passes defended vs. Tampa Bay, Oct. 6...Made six tackles (five solo) and a pass defended in an effort where the defense only surrendered two field goals and 226 total net yards at Jacksonville, Oct. 13...Finished with a team-leading 11 tackles (seven solo), a sack and a pass defended vs. Atlanta, Nov. 10...Picked off Jameis Winston, posted a career-high four passes defended and added six tackles at Tampa Bay, Nov. 17...Finished with a team-leading 11 tackles (nine solo), one sack and one pass defended vs. Carolina, Nov. 24...Posted seven tackles (six solo) and a sack of Jimmy Garoppolo for a nine-yard loss vs. San Francisco, Dec. 8...Made three solo tackles and two passes defended vs. Indianapolis, Dec. 16...Dropped Ryan Tannehill for a ten-yard loss, led the team with 11 tackles (nine solo) and added one pass defended at Tennessee, Dec. 22. **2018** – Started all 16 regular season games and both postseason contests in first Saints campaign...Posted team-high 110 tackles (74 solo), tied a career-high with five sacks and added four passes defended, two forced fumbles and a fumble recovery. Became only the fourth player in Saints history to record at least 110 tackles and five sacks in a single season, joining LB Rickey Jackson (1984 and '86) and LB Vaughan Johnson (1993)...Recorded eight tackles (five solo) in season opener vs. Tampa Bay, Sept. 9...Recorded nine tackles (three solo) and one forced fumble, playing a key role in a run-stopping effort where New Orleans gave up only 3.4 yards per carry vs. Cleveland, Sept. 16, holding Carlos



## 2020 GAME BY GAME



### DEFENSE

Date	Opp.	GP	ST	SOLO	AST	TOT	SACK / YDS	INT / YDS	PD	FF	FR
9/13	TB	X	X	5	1	6	1 / 8	0 / 0	0	0	0
9/21	@LV	X	X	5	3	8	0 / 0	0 / 0	1	0	0
9/27	GB	X	X	6	1	7	1 / 12	0 / 0	0	0	0
10/4	@DET	X	X	4	1	5	0 / 0	0 / 0	0	0	0
10/12	LAC	X	X	2	8	10	0 / 0	0 / 0	0	0	0
10/25	CAR	X	X	2	0	2	0 / 0	0 / 0	0	0	0
11/1	@CHI	X	X	4	0	4	0 / 0	0 / 0	0	0	0
11/8	@TB	X	X	5	0	5	0 / 0	0 / 0	1	0	0
11/15	SF	X	X	8	4	12	1 / 9	0 / 0	1	0	0
11/22	ATL	X	X	4	3	7	1 / 7	0 / 0	1	0	0
11/29	@DEN	X	X	7	3	10	0 / 0	0 / 0	0	0	0
12/6	@ATL	X	X	4	5	9	0 / 0	0 / 0	0	0	0
12/13	@PHI	X	X	3	3	6	0 / 0	0 / 0	0	0	0
12/20	KC	X	X	6	9	15	0 / 0	0 / 0	1	0	0
12/25	MIN	X	X	6	2	8	0 / 0	0 / 0	0	0	0
1/3	@CAR	X	X	2	3	5	0 / 0	0 / 0	1	0	0
2020 Season		16	16	73	40	119	4 / 36	0 / 0	5	0	0

Hyde to only 43 yards on 16 carries (2.7 avg.)...Finished with a team-leading nine tackles (six solo), helping lead the front seven in a run-stopping effort that surrendered only 48 yards rushing on 22 carries (2.2 avg.) at Atlanta, Sept. 23...Named NFC Defensive Player of the Week at N.Y. Giants, Sept. 30, with a team-best 11 tackles (nine solo) and tied his career-high with two sacks for a 17-yard loss, with the Saints giving up only 299 total net yards...Recorded six tackles (five solo) as the Saints gave up only 39 yards rushing on 18 attempts (2.2 avg.), vs. Washington, Oct. 8...Finished with six tackles (five solo) and a pass defended, as New Orleans gave up only 77 yards rushing on 23 carries (3.3 avg.), at Baltimore, Oct. 21...Finished with six tackles (five solo) in Sunday night win at Minnesota, Oct. 28, as New Orleans surrendered only 85 yards rushing on 22 attempts (3.9 avg.)...Finished with a team-high seven tackles (five solo) vs. L.A. Rams, Nov. 4...Finished with five tackles (three solo) to tie for team lead at Cincinnati, Nov. 11...Finished with six tackles (five solo), a sack for seven yards, and one forced fumble vs. Atlanta, Nov. 22...Finished with 11 tackles (five solo) at Dallas, Nov. 29...Finished with eight tackles (seven solo) and a pass defended at Tampa Bay, Dec. 9...Led team with eight tackles (four solo), including a sack at Carolina, Dec. 17. Also recorded two passes defended...Recorded fifth sack of season, tying career-high, vs. Pittsburgh, Dec. 23. On Steelers' final play from scrimmage, a first-and-ten from the New Orleans 42-yard line, recovered a fumble at the New Orleans 35-yard line to clinch the victory. Finished with three total tackles...Made his postseason debut in the Divisional Playoff vs. Philadelphia, 1/13/19 and led the team with eight tackles...In the NFC Championship game vs. L.A. Rams, 1/20/19, led team with 14 tackles (10 solo), a one-yard interception return and a pass defended. **2017** – Started all 16 games for the Jets at inside linebacker and posted a team-best and a career-high 165 tackles (112 solo), a career-best five sacks, tied for second in NFL among inside linebackers, three passes defended and a fumble recovery...At Buffalo, Sept. 10, led team in tackles (14). Also added a split sack...At Cleveland, Oct. 8, led the Jets in tackles for the fifth straight week (nine), adding a team-high four quarterback hits...Tied for the team lead in tackles (11) and added a fourth quarter nine-yard sack at Miami, Oct. 22...Vs. Buffalo, Nov. 2, tied for team lead in tackles (11). Added a three-yard sack in the second quarter and a fourth quarter fumble recovery that set up a touchdown on the next play...Vs. Carolina, Nov. 12, for eighth time of season, led Jets in tackles with 14. In the third quarter with

OWNER

FOOTBALL

ADMINISTRATION

RECORDS

HISTORY



Carolina backed up at their own 14-yard line, Davis recorded a third down sack to force a punt...At Denver, Dec. 10, recorded a career-high 16 tackles, including a stop for loss and a half-sack. Takedown brought Davis' total to team-best and career-high five. **2016** – Voted as a season-long captain by his teammates in his only season in Cleveland, who signed him as an unrestricted free agent...Finished second on team with 99 tackles and added two sacks, two passes defended and one forced fumble...Dec. 18, at Buffalo, recorded ten tackles, tying season-high for third time in 2016...Nov. 10 at Baltimore, Registered first sack of season and finished with three tackles...Nov. 6 vs. Dallas, forced first fumble of season, matching season-high with ten tackles. **2015** – Started all 16 games and finished with a team-high 114 tackles, five passes defended, two sacks and a fumble recovery for Jets...Dec. 13 vs. Tennessee, earned second sack of season when he took down Marcus Mariota for a 13-yard loss on fourth down to halt a fourth quarter drive...Nov. 12 vs. Buffalo, tied for the team lead with nine tackles (seven solo) and registered his first sack of the season...Oct. 4 at Miami, recorded three passes defended and four tackles...Nov. 27 vs. Philadelphia, registered 15 tackles (including two for loss) and recovered a fumble. **2014** – Started all 16 games for Jets and recorded 125 tackles (87 solo), 3.5 sacks, six passes defended, two fumble recoveries and two special teams stops...Dec. 28 at Miami, in fourth quarter, sacked Tannehill for a seven-yard loss and increased single-season sack total to 3.5. Finished with four tackles, a sack and a fumble recovery...Dec. 21 vs. New England, combined with Antonio Allen to drop Brady for eight-yard loss and also tallied 12 tackles, one pass defended and one QB hit...Sept. 22 vs. Chicago, led the team with 12 total tackles and also recorded a half sack for loss of 0.5 yards, recovered a fumble and broke up a pass...Sept. 14 at Green Bay, recorded first-career multi-sack performance, finishing with two quarterback takedowns for a 22-yard loss. Also totaled seven tackles (including two for loss). **2013** – Started all 16 games for Jets, ranking second on team with 120 tackles (75 solo), a sack for a three-yard loss, an interception, a pass defended and six special teams stops...Nov. 2 vs. New Orleans, recorded his first-career interception when he picked off a first quarter Drew Brees pass...Sept. 22 vs. Buffalo, amassed nine tackles (one for loss) and recorded first career sack...Sept. 8, vs. Tampa Bay, logged seven tackles, including a touchdown-saving rundown of Vincent Jackson to help win the game. **2012** – Played in all 16 games with three starts as rookie. For Jets, finished second on team with 16 special teams tackles, also recording 33 defensive tackles (21 solo) and one fumble recovery...Nov. 22 vs. New England, recorded season-high eight tackles.

**COLLEGE** – Played in 48 career games at Arkansas State, starting the final 37. Amassed 230 career tackles, seven sacks, five forced fumbles and three fumble recoveries, including one returned 53 yards for a touchdown...Added seven passes defended and four interceptions, including a 75-yard TD...Three-time All-Sun Belt Conference...Earned bachelor's degree in communications...Named to Arkansas State's Athletic Director's Honor Roll and Sun Belt Conference Academic Honor Roll multiple times.

**PERSONAL** – Prepped at Brandon (Miss.) HS and led the team to its 14th playoff appearance in a 16-year period...Recorded 81 tackles, six interceptions and one sack as senior...2006 All-Region 3-5A, Mississippi Athletic Conference first-team All-State and *Clarion Ledger* All-Metro selection...Played mostly wide receiver as sophomore and junior...Recorded four touchdowns and 386 receiving yards as a senior team captain...Starter on the basketball team and competed in the high jump in track & field...Cousin of the late Steve McNair, the standout quarterback for the Tennessee Titans (1995-

2005) and Baltimore Ravens (2006-07)...Held an internship with the United Way in Washington D.C. in 2017...Participated in the Willie Colon Alliance for Lupus Research (ALR) Golf Outing, benefiting the ALR Jean Davis Research Grant...Partnered with Saks Fifth Avenue as part of the "Taste of the New York Jets" on a fashion show with teammates to raise funds for the Food Bank for New York City...Founded the Devoted Dreamers Academy and hosts annual youth summer camps for middle school youth in Jackson, as well as sponsoring his own seven-on-seven team in Mississippi...An active participant in the team's social justice initiatives in the community, representing the club in the Saints-Pelicans Social Justice Alliance...In 2018, gifted a handicapped accessible van for the family of a teenager Sam Butler, who he befriended while recovering from a shooting...Distributed Christmas gifts to underprivileged children on behalf of the Fore Kids Foundation in 2018...In 2019, partnered with the United Way to help raise money for those affected by the Flint, Mich. water crisis, personally visiting Flint...Participated in 2019 Saints Hall of Fame Golf Tournament...In 2020, partnered with the United Way of Southeast Louisiana with a matching donation to the Hospitality Cares Pandemic Response Fund, which provides aid and assistance in the form of crisis grants to hospitality workers in need...For the 2020 postseason, spearheaded a campaign through his foundation and in collaboration with the Athletes Corner to donate over 16,000 meals to a local food bank...At the 2021 NFL Draft in Cleveland, announced the team's third round pick, CB Paulson Adebo on behalf of the team and the league...Born January 11, 1989 in Collins, Miss.

## DEMARIO DAVIS

Year	Team	GP	GS	Tot	TACKLES			Yds	INTERCEPTIONS					FUMBLES		
					Solo	Asst	Sk		No	Yds	Lg	TD	PD	FF	FR	Yds
2012	N.Y. Jets	16	3	33	21	12	0.0	0.0	0	0	0	0	0	0	1	0
2013	N.Y. Jets	16	16	120	75	45	1.0	3.0	1	0	0	1	0	0	0	0
2014	N.Y. Jets	16	16	125	87	38	3.5	33.0	0	0	0	0	6	0	2	0
2015	N.Y. Jets	16	16	118	75	43	2.0	14.0	0	0	0	0	5	0	1	0
2016	Cleveland	16	15	99	59	40	2.0	20.0	0	0	0	0	2	1	0	0
2017	N.Y. Jets	16	16	165	112	53	5.0	21.5	0	0	0	0	3	0	1	12
2018	New Orleans	16	16	110	74	36	5.0	43.0	0	0	0	0	4	2	1	0
2019	New Orleans	16	16	111	87	24	4.0	37.0	1	1	1	0	12	0	0	0
2020	New Orleans	16	16	119	73	46	4.0	36.0	0	0	0	0	5	0	0	0
<b>NFL totals</b>		<b>144</b>	<b>130</b>	<b>1000</b>	<b>663</b>	<b>337</b>	<b>26.5</b>	<b>207.5</b>	<b>2</b>	<b>1</b>	<b>1</b>	<b>0</b>	<b>38</b>	<b>3</b>	<b>6</b>	<b>12</b>
<b>Saints totals</b>		<b>48</b>	<b>48</b>	<b>340</b>	<b>234</b>	<b>106</b>	<b>13.0</b>	<b>116.0</b>	<b>1</b>	<b>1</b>	<b>1</b>	<b>0</b>	<b>21</b>	<b>2</b>	<b>1</b>	<b>0</b>

**ADDITIONAL STATISTICS:** Special Teams Tackles — (2012, 16); (2013, 6); (2014, 2) **Total: 24.**

**CAREER HIGHS:** Tackles — 16, at Denver (12/10/17); Sacks — 2, at Green Bay (9/14/14) and at N.Y. Giants (9/30/18); Interceptions — 1 (2x), vs. New Orleans (11/3/13) and at Tampa Bay (11/17/19); Passes Defensed — 4, at Tampa Bay (11/17/19); Forced Fumbles — 1 (3x), last vs. Atlanta (11/22/18); Fumble Recoveries — 1 (6x), last vs. Pittsburgh (12/23/18).

### POSTSEASON

Year	Team	GP	GS	Tot	TACKLES			Yds	INTERCEPTIONS					FUMBLES		
					Solo	Asst	Sk		No	Yds	Lg	TD	PD	FF	FR	Yds
2018	New Orleans	2	2	22	15	7	0.0	0.0	1	1	1	0	1	0	0	0
2019	New Orleans	1	1	7	4	3	0.0	0.0	0	0	0	0	2	0	0	0
2020	New Orleans	2	2	14	12	2	1.0	10.0	0	0	0	0	0	0	0	0
<b>NFL Totals</b>		<b>5</b>	<b>5</b>	<b>43</b>	<b>31</b>	<b>12</b>	<b>1.0</b>	<b>10.0</b>	<b>1</b>	<b>1</b>	<b>1</b>	<b>0</b>	<b>3</b>	<b>0</b>	<b>0</b>	<b>0</b>

**POSTSEASON CAREER HIGHS:** Tackles — 14, vs. L.A. Rams (1/20/19); Sacks — 1, vs. Tampa Bay (1/17/21); Interceptions — 1, vs. L.A. Rams (1/20/19); Passes Defensed — 2, vs. Minnesota (1/5/20); Forced Fumbles — 0; Fumble Recoveries — 0.



## KADEN ELLISS

## 55 LB

HEIGHT: 6-3 • WEIGHT: 240

COLLEGE: IDAHO

JOINED SAINTS: D7B-19

NFL EXPERIENCE: 3

BORN: 6/10/95

**NFL CAREER** – Kaden Elliss was selected by the Saints with their second of two seventh round draft choices (244th overall) in the 2019 NFL Draft out of Idaho. Elliss is a strong, athletic player with coverage, pass rush and run-stopping abilities who bounced back after missing the majority of the 2019 campaign rehabbing a knee injury. In 2020, he appeared in 15 games and two postseason contests on special teams recording five special teams stops. The son of former National Football League standout Luther Elliss, he will look to play a bigger role for New Orleans in 2021 utilizing his strength, speed and size.

**CAREER TRANSACTIONS** – Placed on Injured Reserve, 9/25/19; Signed four-year contract, 5/10/19; Selected in the seventh round (244th overall) of the 2019 NFL Draft.

**2020** – Appeared in 15 regular season games and two postseason contests recording five special teams tackles (four solo)...At Detroit, Oct. 4, saw action on defense and on special teams, recording one special teams tackle...Vs. L.A. Chargers, Oct. 12, saw action on special teams and recorded one tackle...At Chicago, Nov. 1, appeared on special teams, recording an assisted tackle...At Tampa Bay, Nov. 8, saw action on special teams, recording one coverage stop... Vs. San Francisco, Nov. 15, played on special teams...Vs. Kansas City, Dec. 20, played on special teams and recorded one tackle. **2019** – Played in the first three games of 2019, posting one assisted tackle on special teams...Vs. Houston, Sept. 9, made debut on special teams...Had first career stats at L.A. Rams, Sept. 15, recording one assisted special teams stop.

**COLLEGE** – In four seasons at the University of Idaho, amassed 288 stops, 47 tackles for loss and 17 sacks, starting 47-of-48 games...As a senior, started all 11 games and was named All-Big Sky first-team and to the National Football Foundation and College Hall of Fame Hampshire Honor Society...Recorded 60 tackles (41 solo), seven sacks, three passes defended, one forced fumble and one fumble recovery...The team leader with 16 tackles for loss and ranked second in the Big Sky Conference in stops for loss and third in sacks. Also caught three passes for 20 yards...As junior, named second-team All-Sun Belt Conference at LB and started all 12 games recording six sacks, two fumbles, ranked third in conference with 16 tackles for loss and second in conference with 15 solo tackles for loss...Also played on offense at tight end and wide receiver recording seven receptions for 156 yards and two TDs...First FBS player to record a sack and a touchdown reception in the same game since 2013, accomplishing the feat twice...As a sophomore, named All-Sun Belt Honorable Mention and finished with 65 total tackles, eight tackles for

## VETERANS

loss, five interceptions, one returned for a touchdown and two fumble recoveries... As true freshman, finished second on team with 83 tackles, four quarterback hurries and one sack...Graduated with a bachelor's degree in operations management.

**PERSONAL** – Named Utah High School Athletic Association Most Valuable Player in 2013 after leading Judge Memorial Catholic (Salt Lake City, Utah) HS to its first state championship in 30 seasons as the team's starting quarterback and defensive end....Earned *Deseret News* 3A MVP...Threw for 714 yards and nine touchdowns, added 921 rushing yards and 16 TDs on ground and on defense, registered 52 tackles and one interception...Honor roll member throughout high school...In 2020, spoke about the importance of athletic-educational balance at Sacred Heart School...One of 12 children...Father, Luther is Idaho's defensive line coach and was a 12-year NFL veteran and a two-time Pro Bowl selection...Brother Christian finished his college career for the Vandals this past spring and signed with the Minnesota Vikings after the draft.

### KADEN ELLISS

#### FUMBLES

Year	Team	GP	GS	Tot	Solo	Asst	Sk	Yds	No	Yds	Lg	TD	PD	FF	FR	Yds
2019	New Orleans	3	0	0	0	0	0.0	0.0	0	0	0	0	0	0	0	0
2020	New Orleans	15	0	0	0	0	0.0	0.0	0	0	0	0	0	0	0	0
<b>NFL Totals</b>		<b>18</b>	<b>0</b>	<b>0</b>	<b>0</b>	<b>0</b>	<b>0.0</b>	<b>0.0</b>	<b>0</b>	<b>0</b>	<b>0</b>	<b>0</b>	<b>0</b>	<b>0</b>	<b>0</b>	<b>0</b>

**ADDITIONAL STATISTICS: Special Teams Tackles** — (2019, 1); (2020, 5) **Total: 6**

**CAREER HIGHS: Special Teams Tackles** — 1 (6x), last vs. Kansas City (12/20/20).

OWNER

FOOTBALL

ADMINISTRATION

RECORDS

HISTORY

## VETERANS



**C.J.  
GARDNER-JOHNSON**

**22  
DB**

**HEIGHT: 6-0 • WEIGHT: 208**

**COLLEGE: FLORIDA**

**JOINED SAINTS: D4-19**

**NFL EXPERIENCE: 3**

**BORN: 12/20/97**

**NFL CAREER** – The New Orleans Saints were looking to improve their depth in the defensive backfield when they drafted C.J. Gardner Johnson in the fourth round (105th overall) of the 2019 NFL Draft. Gardner-Johnson stepped up as a rookie, playing in all 16 games with seven starts. After an impressive rookie campaign, Gardner-Johnson's role in the Saints defense increased with 13 starts in 15 games in 2020. He led the team with 13 pass breakups, placed third on the team with 65 tackles and was one of ten players with an interception. Gardner-Johnson has proven to be a solid tackler who is willing to play with physicality while also showing ability to play in both zone and press coverages and should continue to grow as a solid contributor in the New Orleans defensive backfield.

**CAREER TRANSACTIONS** – Signed to a four-year contract, 5/10/19; Selected by the Saints in the fourth round (105th overall) of the 2019 NFL Draft.

**HONORS** – **2019:** All-Rookie (PFWA).

**2020** – Played in 15 games with 13 starts, recording 65 tackles (51 solo), one sack, one interception, a team-high 13 passes defended and one special teams stop while adding ten tackles (seven solo) and one pass defense in two postseason contests...Started in the nickel and finished with a career-high and team-leading ten tackles and one pass defense in opener vs. Tampa Bay, Sept. 13...Started in the nickel and finished with six solo tackles vs. Green Bay, Sept. 27...Started at left cornerback, leading team with six tackles (five solo) at Detroit, Oct. 4...Recorded two solo tackles vs. L.A. Chargers, Oct. 12...Recorded five solo tackles and a pass defense vs. Carolina, Oct. 25...Started at cornerback and tied for team lead in tackles with eight (seven solo) and added a special teams stop at Chicago, Nov. 1...Started at cornerback and recorded two tackles (one solo) at Tampa Bay, Nov. 8...Started at cornerback and recorded his first career sack in the third quarter while finishing third on the team with eight tackles (six solo) vs. San Francisco Nov. 15...Started in the nickel and recorded four tackles (two solo) and two passes defended vs. Atlanta, Nov. 22...Started and recorded his second career interception, one assisted tackle and two passes defended at Denver, Nov. 29...Started at left cornerback and finished with a pass breakup at Atlanta, Dec. 6...Started and finished with five tackles (four solo) and a pass breakup at Philadelphia, Dec. 13...Recorded a career-high three passes defended four tackles (two solo) vs. Kansas City, Dec. 20. Extended streak of breaking up at least one pass to six consecutive games...Started in the nickel and finished with three tackles (two solo) and one pass breakup vs. Minnesota, Dec. 25...Placed on Reserve/COVID-19, 12/30...Reinstated from Reserve/COVID-19, 1/8/21...Started in the nickel in the NFC Wild Card Playoff and led the team with eight tackles (six solo) vs. Chicago, 1/10/21...Started at left cornerback in the NFC Divisional





## 2020 GAME BY GAME



### DEFENSE

Date	Opp.	GP	ST	SOLO	AST	TOT	SACK / YDS	INT / YDS	PD	FF	FR
9/13	TB	X	X	9	1	10	0 / 0	0 / 0	1	0	0
9/21	@LV	X	X	0	1	1	0 / 0	0 / 0	0	0	0
9/27	GB	X	X	0	0	6	0 / 0	0 / 0	0	0	0
10/4	@DET	X	X	5	1	6	0 / 0	0 / 0	0	0	0
10/12	LAC	X	X	2	0	2	0 / 0	0 / 0	0	0	0
10/25	CAR	X	X	5	0	5	0 / 0	0 / 0	1	0	0
11/1	@CHI	X	X	7	1	8	0 / 0	0 / 0	0	0	0
11/8	@TB	X	X	1	1	2	0 / 0	0 / 0	0	0	0
11/15	SF	X	X	6	2	8	1 / 6	0 / 0	1	0	0
11/22	ATL	X	X	2	2	4	0 / 0	0 / 0	2	0	0
11/29	@DEN	X	X	0	1	1	0 / 0	1 / 3	2	0	0
12/6	@ATL	X	X	0	0	0	0 / 0	0 / 0	1	0	0
12/13	@PHI	X	X	4	1	5	0 / 0	0 / 0	1	0	0
12/20	KC	X	X	2	2	4	0 / 0	0 / 0	3	0	0
12/25	MIN	X	X	2	1	3	0 / 0	0 / 0	1	0	0
1/3	@CAR										
2020 Season		15	13	51	14	65	1 / 6	1 / 3	13	0	0

RESERVE/COVID-19

Playoff and finished with two tackles (one solo) and one pass defended vs. Tampa Bay, 1/17/21. **2019** – Appeared in all 16 regular season games with seven starts, posting 46 tackles (35 solo), one interception, eight passes defended, one forced fumble, one fumble recovery and three special teams stops. Sixth on team in tackles and third in passes defended...Made first career start at strong safety at Chicago, Oct. 20 and notched six solo tackles and two passes defended...Started in the nickel vs. Arizona, Oct. 27 and finished with five tackles (three solo) and two passes defended as Saints surrendered only 237 total net yards...Started at Tampa Bay, Nov. 17 and finished with three solo tackles and one pass defended...Started vs. Carolina, Nov. 24 and recorded six tackles (three solo)...On Thanksgiving night at Atlanta, Nov. 28, recorded his first career interception,...Started at strong safety vs. Indianapolis, Dec. 16 and finished with team-leading and season-high eight tackles, adding two stops for loss and a pass defended. Left game in third quarter with a concussion...Started at strong safety, at Tennessee, Dec. 22 and tied season-high with eight tackles - five solo - and tallied his first career forced fumble and fumble recovery...Started in the nickel in Wild Card Playoff Game against Minnesota, 1/5/20 and posted three tackles (two solo) and a pass defended.

**COLLEGE** – In three seasons at Florida, played in 37 games with 26 starts and posted 161 tackles (91 solo), four sacks, nine interception returns for 301 yards, three returned for touchdowns and 17 passes defended...Played in all 13 games in 2018 and started 12, totaling 71 tackles, four interceptions (two returned for TDs), two passes defended, nine tackles-for-loss, three sacks and two quarterback hurries...His four picks tied for 16th in the country and second in the SEC...In 2017, started in all 11 games at safety. Finished with 58 tackles, two interceptions, seven passes defended, six tackles-for-loss and a sack...Appeared in all 13 games as a freshman in 2016 and started Florida's final three contests as one its starting safeties. Led Gators with eight special teams tackles, as a key member on special teams. Totaled 32 tackles, three passes defended, three interceptions (one returned for a touchdown) and a half stop-for-loss. Three picks tied for second-most on team. Recorded two tackles and two interceptions (one returned for a TD) in Outback Bowl vs. Iowa. Tallied the first multi-interception game by a Florida freshman since 2004. Named the Outback Bowl

OWNER

FOOTBALL

ADMINISTRATION

RECORDS

HISTORY

## VETERANS

Most Valuable Player for his standout performance as he only the fourth UF defensive back to be named a Bowl MVP. Became only the second true freshman in program history to win a Bowl MVP Award, joining Emmitt Smith (1987). Named to ESPN's, *Sports Illustrated's* and the *AP's* All-Bowl Team.

**PERSONAL** — Played in the 2016 Under Armour All-American Game in Orlando, Fla. and was named to *USA Today's* All-Florida first team...Led Cocoa (Fla.) HS to a 10-3 record and reached the Florida 4A state semifinals in his senior year when he finished with 55 tackles, four sacks and two picks, while also running for six touchdowns and catching five touchdowns...Was a three-sport high school star in football, basketball and track and field...Named Class 2A Florida Dairy Farmers Track and Field Athlete of the Year in 2015, excelling in the 100-meter and 200-meter dash...His mother having served as a foster parent, has a passion for engaging with and helping foster children, conducting volunteer work with local organizations such as Boys Town Louisiana and Covenant House New Orleans...Organized and sponsors Team Ceedy Ducks, a national seven-on-seven football program...Born on Dec. 20, 1997.

### C.J. GARDNER-JOHNSON

Year	Team	GP	GS	Tot	TACKLES			Yds	INTERCEPTIONS					FUMBLES		
					Solo	Asst	Sk		No	Yds	Lg	TD	PD	FF	FR	Yds
2019	New Orleans	16	7	46	35	11	0.0	0.0	1	28	28	0	8	1	1	37
2020	New Orleans	15	13	65	51	14	1.0	6.0	1	3	3	0	13	0	0	0
NFL totals		31	20	111	86	25	1.0	6.0	2	31	28	0	21	1	1	37

**ADDITIONAL STATISTICS:** Special Teams Tackles — (2019, 3); (2020, 1) Total: 4

**CAREER HIGHS:** Tackles — 10, vs. Tampa Bay (9/13/20); Solo Tackles — 9, vs. Tampa Bay (9/13/20); Sacks — 1, vs. San Francisco (11/15/20); Passes Defensed — 3, vs. Kansas City (12/20/20); Forced Fumbles — 1, at Tennessee (12/22/19); Fumble Recoveries — 1, at Tennessee, (12/22/19); Special Teams Tackles — 1 (4x), last at Chicago (11/1/20).

#### POSTSEASON

Year	Team	GP	GS	Tot	TACKLES			Yds	INTERCEPTIONS					FUMBLES		
					Solo	Asst	Sk		No	Yds	Lg	TD	PD	FF	FR	Yds
2019	New Orleans	1	1	3	2	1	0.0	0.0	0	0	0	0	1	0	0	0
2020	New Orleans	2	2	10	7	3	0.0	0.0	0	0	0	0	1	0	0	0
NFL Totals		3	3	13	9	4	0.0	0.0	0	0	0	0	2	0	0	0

**POSTSEASON CAREER HIGHS:** Tackles — 8, vs. Chicago (1/10/21); Solo Tackles — 6, vs. Chicago (1/10/21); Passes Defensed — 1 (2x), last vs. Tampa Bay (1/17/21).



## BLAKE GILLIKIN

4  
P

HEIGHT: 6-2 • WEIGHT: 196

COLLEGE: PENN STATE

NFL EXPERIENCE: 2

JOINED SAINTS: FA-20

BORN: 1/21/98

**NFL CAREER** – Blake Gillikin returns to New Orleans after spending his entire rookie season on Injured Reserve. The former Penn State standout will compete on the club's special teams units following a college career where he finished tied for second on the Nittany Lions' career punting average charts (43.03 ypp.) and was a Big Ten honorable mention selection as a senior in 2019.

**CAREER TRANSACTIONS** – Placed on Injured Reserve by Saints, 9/9/20; Agreed to terms, 4/2/20.

**2020** – Spent the entire regular season and postseason on Injured Reserve.

**COLLEGE** – Tied for second on Penn State's career gross punting average charts (43.03 ypp.)...Landed 53 career punts inside the opponent's ten-yard line (seven in 2016, 18 in 2017, 12 in 2018, 15 in 2019) and the only player in program history with seven punts of 65 or more yards...In 2019, special teams captain averaged 42.2 yards per punt as he was selected All-Big Ten honorable mention by the coaches and media and a CoSIDA Academic All-American first team for second consecutive year...In 2018, played in all 13 games, averaging 44.0 yards per punt, second in Big Ten and 22nd in the country...In 2017, earned consensus second-team All-Big Ten honors from coaches and media, averaging 43.2 yards per punt...In 2016, selected to ESPN.com True Freshman All-America Team...Named Campus Insiders Freshman All-America honorable mention...Named to the ESPN.com Big Ten All-Bowl Team...Earned All-Big Ten honorable mention from the conference coaches and media...Named to BTN.com and ESPN.com All-Big Ten Freshman Team, ranked third in Big Ten with a 42.8 gross punting average...Kinesiology Major.

**PERSONAL** – Three-time letterman at Westminster (Atlanta, Ga.) School, helping them to first Class AAA Georgia State Championship since 1978 by kicking three field goals, including a 53-yard boot, and two punts of 60 yards in final. Had school record 56-yard field goal...Kohl's Pro Camp five-star punter and kicker...*Atlanta Journal-Constitution* first-team South Fulton All-Metro and first-team All-Metro as senior...Averaged 45.2 yards per punt and 19 downed inside the 20 as senior, 54-for-54 on PATs, 16-of-26 on field goals...Four-year soccer and two-year basketball letterman...Helped Wildcats to 2013 Class AA Soccer Championship and to 2014 runner-up finish...Mother, Taryn, swam at Kansas...Father, Walt, swam at North Carolina...Twin brother, Tyler, handled long snapping duties at Northwestern from 2017-20...Blake Thomas Gillikin was born January 21, 1998 in Atlanta, Ga.



## RYAN GLASGOW

# 95 DT

HEIGHT: 6-3 • WEIGHT: 300

COLLEGE: MICHIGAN

NFL EXPERIENCE: 4

JOINED SAINTS: FA-20

BORN: 9/30/93

**NFL CAREER** – A former fourth-round draft pick of the Bengals in 2017, Glasgow joined the Saints prior to week 11 during the 2020 season. He appeared in two games for the Black and Gold, posting three tackles (two solo) and spent the remaining five games on New Orleans' practice squad. In four seasons, he has played in 26 games, starting three contests, posting 44 tackles (21 solo), four tackles for loss and three quarterback hits. Glasgow looks to compete for a roster spot heading into 2021.

**CAREER TRANSACTIONS** – Signed by the Saints to reserve/future contract, 1/18/21; Elevated to Saints active roster (standard), 11/28/20; Elevated to Saints active roster (standard); 11/21/20; Signed to Saints practice squad, 11/17/20; Practice squad contract terminated by New England, 11/10/20; Signed to Patriots practice squad, 11/4/20; Practice squad contract terminated by Houston, 10/20/20; Signed to Texans practice squad, 9/28/20; Waived by Cincinnati, 7/29/20; Placed on Injured Reserve by Cincinnati, 10/30/19; Placed on Injured Reserve by Bengals, 9/26/18; Signed by Bengals to a four-year contract, 5/15/17; Selected by Cincinnati in fourth round of 2017 NFL Draft (138th overall).

**2020** – Appeared in two games for the Saints, posting three tackles (two solo) in Saints debut vs. Atlanta, Nov. 22, after signing with the club prior to week 11...Spent the remaining five games on the Saints practice squad, also having stints on Texas and Patriots practice squads prior to coming to New Orleans. **2019** – Played in five games (two starts) for the Bengals, and totaled seven tackles...Inactive for games 3-4 and 6, due to thigh injury...Posted season-high four tackles vs. Arizona, Oct. 6...Suffered right knee injury (torn ACL) in game 8 against the L.A. Rams (London), and spent the remainder of the season on Injured Reserve. **2018** – Played in games One-Three, and recorded 11 tackles for the Bengals...Had five tackles, including one for a loss, in opener at Indianapolis, Sept. 8...Suffered season-ending right knee injury in game Three at Carolina...Placed on Injured Reserve, Sept. 26. **2017** – Played in 16 games for the Bengals, with a start at defensive tackle on Dec. 10, vs. Chicago, in place of injured Geno Atkins...Saw action on 36 percent of defensive snaps (412 of 1146), and totaled 23 tackles, including three TFLs...Had career-high five-tackle game Oct. 22, at Pittsburgh, including one TFL...Three tackles in win Nov. 19, at Denver...Three tackles in first career start, Dec. 10 vs. Chicago.

**COLLEGE** – Spent five seasons (2012-16) at the University of Michigan, with a redshirt season in 2012...Played in 45 games, with 33 starts, and totaled 91 tackles, including 18.5 for losses and five sacks, with a fumble recoveries, two force fumbles and one pass defended...Started all 13 games as a senior in 2016, en route to earning All-Big Ten second team (media and coaches), and totaled 42 tackles, including 9.5 for losses and four sacks, along with a pass breakup...Earned degree in economics.

## VETERANS

**PERSONAL** - Attended Marmion Academy in Aurora, Ill...Two-year varsity letterman in football, and as a senior in 2011 was named Suburban Christian Conference Defensive Player of the Year...Also lettered twice in basketball, and was a member of the National Honor Society...Was teammates with both of his brothers while at Michigan — Graham, a guard, from 2012-15, and Jordan, a safety/linebacker, from '15-16; Graham now plays on the offensive line for the Denver Broncos and Jordan is a linebacker for the Indianapolis Colts...Last name is pronounced "GLASS-go."

### RYAN GLASGOW

Year	Team	GP	GS	Tot	TACKLES			Yds	INTERCEPTIONS					FUMBLES		
					Solo	Asst	Sk		No	Yds	Lg	TD	PD	FF	FR	Yds
2017	Cincinnati	16	1	23	12	11	0.0	0.0	0	0	0	0	0	0	0	0
2018	Cincinnati	3	0	11	6	5	0.0	9.0	0	0	0	0	0	0	0	0
2019	Cincinnati	5	2	7	1	6	0.0	0.0	0	0	0	0	0	0	0	0
2020	New Orleans	2	0	3	2	1	0.0	0.0	0	0	0	0	0	0	0	0
<b>NFL totals</b>		<b>26</b>	<b>3</b>	<b>44</b>	<b>21</b>	<b>23</b>	<b>0.0</b>	<b>0.0</b>	<b>0</b>	<b>0</b>	<b>0</b>	<b>0</b>	<b>0</b>	<b>0</b>	<b>0</b>	<b>0</b>

**CAREER HIGHS:** Tackles — 5 (2x), last at Indianapolis (9/8/18); at Pittsburgh (12/16/19); Solo Tackles — 3, at Denver (11/19/17); Sacks — 0; Passes Defensed — 0; Forced Fumbles — 0; Fumble Recoveries — 0.

OWNER

FOOTBALL


ADMINISTRATION

RECORDS

HISTORY



## VETERANS



### CARL GRANDERSON

96  
DE

HEIGHT: 6-5 • WEIGHT: 261

COLLEGE: WYOMING

JOINED SAINTS: FA-19

NFL EXPERIENCE: 3

BORN: 12/18/96

**NFL CAREER** – Granderson has worked ardently to develop into a pass rush threat. Signed as an undrafted free agent out of Wyoming in 2019, he played in 15 regular season games and two postseason contests during his sophomore campaign. The third-year pro finished with career-highs in total tackles (14), sacks (5.0), and forced fumbles (two). Granderson looks to continue to develop and increase his value to New Orleans' defensive line rotation.

**CAREER TRANSACTIONS** – Signed to a three-year contract as an undrafted free agent, 5/10/19.

**2020** – Played in 15 regular season games and posted 14 tackles (11 solo), 5.0 sacks, one pass breakup and two forced fumbles...Recorded two solo tackles, his first career forced fumble and a sack of Buccaneers quarterback Tom Brady vs. Tampa Bay, Sept. 13...Recorded a solo tackle at Las Vegas, Sept. 21...Recorded his first career pass deflection vs. Green Bay, Sept. 27...Recorded one solo tackle and a strip sack of Falcons quarterback Matt Ryan at Atlanta, Dec. 6...Turned in his third sack of 2020 and second in December, taking down Chiefs quarterback Patrick Mahomes for an eight-yard loss vs. Kansas City, Dec. 20...Posted a career high 2.0 sacks at Carolina, 1/3/21. **2019** – Played in eight regular season contests and posted ten tackles (seven solo) and a sack...Vs. Tampa Bay, Oct. 6, dropped Buccaneers quarterback Jameis Winston for nine-yard loss...Finished with four tackles (one solo) vs. Indianapolis, Dec. 16.

**COLLEGE** – A three-year starter at defensive end for Wyoming and two-time All-Mountain West selection...Appeared in 42 games with 24 starts over his four-year career, totaling 172 tackles (95 solo), 17.5 sacks, 35.5 tackles for loss, three interceptions, six passes defended, three forced fumbles and a fumble recovery...As a senior, earned second-team All-Mountain West from coaches and media, finished with 40 tackles (28 solo), three sacks, 7.5 tackles for loss and one interception returned 61 yards for a TD at Hawaii...As a junior, Granderson was a first-team All-Mountain West selection, playing in 13 games and recording 77 tackles, 9.5 sacks, 16 tackles for loss, two forced fumbles, a 58-yard fumble recovery/return for a touchdown, one safety and two interceptions...Graduated with a bachelor's degree in social science.

**PERSONAL** – Led Grant (Sacramento, Calif.) HS to a 14-1 record and the 2014 California Section Championship as a LB...Led team in total tackles (172), sacks (15.0) and tackles for losses (34.0)...Also intercepted two passes, recovered one fumble and forced a fumble...Returned one of his picks for a TD...Carl Allen Granderson was born on December 18, 1996 in Sacramento, Calif.

OWNER

FOOTBALL

ADMINISTRATION

RECORDS

HISTORY

# VETERANS


## CARL GRANDERSON

Year	Team	GP	GS	Tot	TACKLES			Yds	INTERCEPTIONS					FUMBLES		
					Solo	Asst	Sk		No	Yds	Lg	TD	PD	FF	FR	Yds
2019	New Orleans	8	0	10	7	3	1.0	9.0	0	0	0	0	0	0	0	0
2020	New Orleans	15	0	14	11	3	5.0	25.0	0	0	0	0	1	2	0	0
NFL totals		23	0	24	18	6	6.0	34.0	0	0	0	0	1	2	0	0

**CAREER HIGHS:** Tackles — 4, vs. Indianapolis (12/16/19); Solo Tackles — 2 (5x), last at Carolina (1/3/21); Sacks — 2, at Carolina (1/3/21); Passes Defensed — 1, vs. Green Bay (9/27/20); Forced Fumbles — 1 (2x), vs. Tampa Bay (9/13/20) and at Atlanta (12/6/20); Fumble Recoveries — 0.

### POSTSEASON

Year	Team	GP	GS	Tot	TACKLES			Yds	INTERCEPTIONS					FUMBLES		
					Solo	Asst	Sk		No	Yds	Lg	TD	PD	FF	FR	Yds
2019	New Orleans	1	0	0	0	0	0.0	0.0	0	0	0	0	0	0	0	0
2020	New Orleans	2	0	0	0	0	0.0	0.0	0	0	0	0	0	0	0	0
NFL Totals		3	0	0	0	0	0.0	0.0	0	0	0	0	0	0	0	0



**J.T.  
GRAY**

HEIGHT: 6-0 • WEIGHT: 202  
COLLEGE: MISSISSIPPI STATE  
NFL EXPERIENCE: 4  
JOINED SAINTS: FA-18  
BORN: 1/18/96

**48  
DB**

**NFL CAREER** – Signed by the Saints after the 2018 NFL Draft out of Mississippi State, Gray has played in 37 regular season games and recorded two defensive tackles, one pass breakup, 25 special teams stops, one coverage fumble recovery and one blocked punt.

**CAREER TRANSACTIONS** – Agreed to terms with New Orleans Saints on a two-year contract extension, 3/3/21; Signed to reserve/future contract, 1/21/19; Signed to the practice squad, 11/15/18; Waived, 11/13/18; Signed as an undrafted free agent, 5/2/18.

**HONORS** – **2019:** *Associated Press* second-team All-Pro; *PFWA* All-NFC.

**2020** – Played in all 16 regular season games and posted a team-high seven special teams tackles, one defensive tackle and one pass breakup...Recorded one special teams tackle at Las Vegas, Sept. 21...Recorded one special teams tackle vs. Carolina, Oct. 25...Recorded one coverage stop at Tampa Bay, Nov. 8...Recorded one special teams tackle vs. Atlanta, Nov. 22...Recorded his fifth special teams tackle of the season at Atlanta, Dec. 6... Recorded a season-high two special teams tackles, reaching 25 for his career, vs. Kansas City, Dec. 20...Played on defense and special teams, recording one solo tackle and his first career pass breakup at Carolina, 1/3/21...Appeared in both postseason contests. **2019** – Played in all 16 regular season games and posted team-high and career-high 16 special teams tackles, one blocked punt, one coverage fumble

OWNER

FOOTBALL

ADMINISTRATION

RECORDS

HISTORY

# VETERANS

recovery and one defensive tackle...Selected *Associated Press* second-team All-Pro and *PFWA* All-NFC...Notched a career-high three special teams tackle at Seattle, Sept. 22...Recorded first career block on Chicago's opening possession that resulted in a safety at Bears, Oct. 20...Recorded first career defensive solo tackle and one special teams stop vs. Atlanta, Nov. 10...Recorded a special teams stop at Tampa Bay, Nov. 17...Had a first quarter fumble recovery off a muffed punt that led to a Saints touchdown at Carolina, Nov. 24...Recorded two special teams tackles (one solo) at Tennessee, Dec. 22...Posted two solo special teams stops in regular season finale at Carolina, Dec. 29...Played on special teams in NFC Wild Card Playoff vs. Minnesota, 1/5/20.

**2018** – Played in five regular season games, spending the remainder of the season on the club's practice squad...Had a solo special teams tackle at Atlanta, Sept. 23.

**COLLEGE** – Played in 45 games with 17 starts for the Bulldogs from 2014-17 and collected 210 tackles, 14.5 tackles for loss, four sacks, eight passes defended and an interception...In 2017, ranked third on team in tackles (65) while playing MSU's S/LB hybrid...As a junior ranked third on the team in tackles (71), playing in all 13 games at Viper and starting 10 contests...In 2015, played in all 13 games at linebacker and ranked fourth on the team in tackles (74) and added 3.5 tackles for loss and one sack... Industrial Technology major.

**PERSONAL** – Played junior season at Coolidge (Ariz.) HS, before transferring to Clarksdale (Miss.) HS for senior campaign...Grew up in the Magnolia State and came home for final high school season...Helped the Cougars to a 7-5 record as a senior as his team advanced to the second round of the Class 5A Mississippi state playoffs...A member of The Clarion-Ledger's Targeted 22...Took part in the Alabama-Mississippi All-Star Classic...Earned Arizona Division IV Section II first-team as a DB after junior season and second-team as a RB in 2012...Played on both sides of the ball as a senior and recorded 58 tackles and offensively, rushed for 939 yards and 16 scores...As a junior, tallied 60 carries for 914 yards and 15 scores while catching ten passes for 117 yards and a TD...Defensively, booked a team-leading 112 tackles and two interceptions...Ran track for Coolidge and qualified for the state meet in the 100-meter dash, 200-meter run, high jump and long jump...Juantavius Tavon Gray was born Jan. 18, 1996 in Clarksdale, Miss.

## J.T. GRAY

Year	Team	GP	GS	Tot	TACKLES			Yds	INTERCEPTIONS					FUMBLES		
					Solo	Asst	Sk		No	Yds	Lg	TD	PD	FF	FR	Yds
2018	New Orleans	5	0	0	0	0	0.0	0.0	0	0	0	0	0	0	0	0
2019	New Orleans	16	0	1	1	0	0.0	0.0	0	0	0	0	0	0	0	0
2020	New Orleans	16	0	1	1	0	0.0	0.0	0	0	0	0	1	0	0	0
NFL Totals		37	0	2	2	0	0.0	0.0	0	0	0	0	1	0	0	0

**ADDITIONAL STATISTICS:** Special Teams Tackles — (2018, 2); (2019, 16); (2020, 7) Total: 25; Blocked Punts — (2019, 1) Total: 1; Special Teams Forced Fumbles — (2019, 1) Total: 1; Special Teams Fumble Recoveries — (2019, 1) Total: 1.

**CAREER HIGHS:** Tackles — 1 (2x), vs. Atlanta (11/10/19) and at Carolina (1/3/21); Passes Defended — 1, at Carolina (1/3/21); Special Teams Tackles — 3, at Seattle (9/22/19).

### POSTSEASON

Year	Team	GP	GS	Tot	TACKLES			Yds	INTERCEPTIONS					FUMBLES		
					Solo	Asst	Sk		No	Yds	Lg	TD	PD	FF	FR	Yds
2019	New Orleans	1	0	0	0	0	0.0	0.0	0	0	0	0	0	0	0	0
2020	New Orleans	2	0	0	0	0	0.0	0.0	0	0	0	0	0	0	0	0
NFL Totals		3	0	0	0	0	0.0	0.0	0	0	0	0	0	0	0	0

## VETERANS



### ETHAN GREENIDGE

HEIGHT: 6-4 • WEIGHT: 335  
COLLEGE: VILLANOVA  
JOINED SAINTS: FA-19  
NFL EXPERIENCE: 3  
BORN: 9/10/97

73  
OL

OWNER

FOOTBALL

ADMINISTRATION

RECORDS

HISTORY

**NFL CAREER** – This strong, physical offensive lineman joined the Saints as an undrafted free agent out of Villanova in 2019. After developing as a member of the scout team his rookie year, Greenidge played in 15 games, seeing limited action on the offensive line, as well as contributing on special teams in 2020. He looks to continue to improve and provide depth to the Saints offensive line heading into 2021.

**CAREER TRANSACTIONS** – Signed by the New Orleans Saints as an undrafted free agent, 5/10/19.

**2020** – Appeared in 15 regular season games, seeing action at LT and RT at Detroit, Oct. 4. Also played on special teams in both playoff contests. **2019** – Did not appear in one regular season or playoff contest as a rookie after earning a 53-man roster spot in the preseason.

**COLLEGE** – A mainstay at LT for his entire college career at Villanova, starting all 43 games he appeared in for the Wildcats, a games played streak which included every contest of the 2016 and 2017 seasons...Earned All-CAA second-team honors following junior and senior campaigns...Blocked for an offense ranked sixth in the CAA in passing (222.4 ypg.) in 2018. Helped offense top 400-yard mark in six contests...Graduated with a bachelor's degree in communications.

**PERSONAL** – Team captain at Riverhead (Flanders, N.Y.) HS...First-team Suffolk County All-Star selection...Two-time Suffolk County Coaches Association All-Division first team offensive lineman...Earned three varsity letters in football, basketball and track & field...Born September 10, 1997.

### ETHAN GREENIDGE

Games Played/Started: New Orleans — (2020, 15/0) NFL Totals: 15/0

#### POSTSEASON

Games Played/Started: New Orleans — (2020, 2/0) NFL Totals: 2/0



## GARRETT GRIFFIN

45  
TE

HEIGHT: 6-4 • WEIGHT: 242

COLLEGE: AIR FORCE

JOINED SAINTS: FA-16

NFL EXPERIENCE: 3

BORN: 3/4/94

**NFL CAREER** – Spending the majority of his first four seasons on the practice squad, this former Air Force Academy standout's combination of work ethic, persistence and physical nature has led to stints on the club's active roster in three of the past four campaigns. While primarily a blocker and contributor on special teams, Griffin posted his first career receiving touchdown in the 2018 NFC Championship game. After spending the 2019 season on injured reserve, Griffin appeared in four games with three starts in 2020. In 2021, he looks to build on his experience and compete for an active roster spot in the offseason and training camp.

**CAREER TRANSACTIONS** – Signed to reserve/future contract, 1/18/21; Elevated to active roster (COVID-19 Replacement), 1/2/21; Re-signed to practice squad, 12/22/20; Waived, 12/19/20; Signed to active roster, 11/21/20; Elevated to active roster, 10/12/20; Elevated to active roster, 10/3/20; Agreed to terms on a practice squad contract, 9/6/20; Waived, 9/5/20; Placed on Injured Reserve, 8/26/19; Signed to the active roster, 1/12/19; Re-signed to the practice squad, 9/2/18; Waived, 9/1/18; Placed on Injured Reserve, 1/3/18; Signed to active roster, 12/2/17; Signed to practice squad 9/3/17; Waived, 9/2/17; Signed to reserve/future contract, 1/2/17; Signed to practice squad, 9/4/16; Waived, 9/3/16; Agreed to terms on three-year contract, 5/16/16.

**2020** – After spending the 2019 season on injured reserve, Griffin appeared in four games with three starts in 2020 primarily as a blocker and on special teams. **2019** – Spent entire season on Injured Reserve. **2018** – Spent the entire 2018 regular season on practice squad. Signed to the active roster from the Practice Squad, 1/12/19 and in the NFC Divisional playoff game vs. Philadelphia, 1/13/19, played on offense and special teams...In the NFC Championship game vs. L.A. Rams, 1/20/19, started and recorded two receptions for 12 yards, including a five-yard touchdown. **2017** – After the starting regular season on the practice squad, elevated to active roster and played in three regular season games, making a four-yard reception in regular season finale at Tampa Bay, Dec. 31. **2016** – Spent season on practice squad.

**COLLEGE** – Played in 44 career games at Air Force and finished with totals of 41 receptions for 678 yards (16.5 avg.) with eight touchdowns...As a senior in 2015, played in eight games and recorded 12 receptions for 208 yards (17.3 avg.) with three TDs...As a junior in 2014, played in 12 games and finished third on team in receiving with 16 catches for 307 yards (19.2 avg.) and ranked second on club with four receiving TDs...Lettered on track team in spring of 2013 and named All-Mountain



# VETERANS

West in javelin...Graduated with a bachelor's degree in management and was a member of dean's list.

**PERSONAL** — Prepped at Louisburg (Ks.) HS, where he earned All-League honors all four years and All-State his final two seasons, where he was coached by his father, Gary...Serves with the Air Force reserves, recruiting and helping academy applicants in the New Orleans area, as well as assisting the admissions office in Colorado Springs in the offseason...Born March 4, 1994.

## GARRETT GRIFFIN

		RECEIVING						
Year	Team	GP	GS	No	Yds	Avg	Lg	TD
2017	New Orleans	3	0	1	4	4.0	4	0
2020	New Orleans	4	3	0	0	-	-	0
NFL Totals		7	3	1	4	4.0	4	0

**ADDITIONAL STATISTICS:** Kickoff Returns — Two returns for 23 yards in 2017.

**CAREER HIGHS:** Receptions — 1, at Tampa Bay (12/31/17); Receiving Yards — 4, at Tampa Bay (12/31/17); Long Reception — 4, at Tampa Bay (12/31/17); Receiving TDs — 0; Kickoff Returns — 1 (2x), last at Tampa Bay (12/31/17); Kickoff Return Yards — 12, at Tampa Bay (12/31/17); Long Kickoff Return — 12, at Tampa Bay (12/31/17).

### POSTSEASON

		RECEIVING						
Year	Team	GP	GS	No	Yds	Avg	Lg	TD
2018	New Orleans	2	1	2	12	6.0	7	1
NFL Totals		2	1	2	12	6.0	7	1

**CAREER HIGHS:** Receptions — 2, vs. L.A. Rams (1/20/19); Receiving Yards — 12, vs. L.A. Rams (1/20/19); Long Reception — 7, vs. L.A. Rams (1/20/19); Receiving TDs — 1, vs. L.A. Rams (1/20/19).

OWNER

FOOTBALL

ADMINISTRATION

RECORDS

HISTORY



**GRANT  
HALEY**

**30  
CB**

HEIGHT: 5-9 • WEIGHT: 191  
COLLEGE: PENN STATE  
JOINED SAINTS: FA-20  
NFL EXPERIENCE: 3  
BORN: 1/6/96

**NFL CAREER** – Signed to the Saints' practice squad early in the 2020 season, Grant Haley enters 2021 looking to build off a successful debut in the regular season finale. After being activated in Week 17 at Carolina, Haley posted a team-high six tackles, one pass breakup and recorded his first career interception. The former Penn State standout previously spent two seasons with the New York Giants where he appeared in 25 games with 12 starts. For his career, Haley has recorded 82 tackles (70 solo), three passes defended, one sack and one interception.

**CAREER TRANSACTIONS** – Signed to a reserve/future contract with Saints, 1/18/21; Elevated to the active roster by Saints, 1/2/21; Signed to New Orleans Saints practice squad, 9/19/20; Waived by Giants, 9/5/20; Signed to Giants active roster, 10/16/18; Signed to Giants practice squad, 9/2/18; Waived by Giants, 9/1/18; Signed by New York Giants, 5/11/18.

**2020** – Signed to the New Orleans Saints practice squad on Sept. 19...Elevated to active roster for season finale at Carolina, 1/3/21, where he posted a team-high six tackles (team-best five solo), a pass breakup and his first career interception, picking off Panthers QB Teddy Bridgewater in the third quarter. **2019** – Played in 15 games with three starts for the Giants, tallying 43 tackles (36 solo) and one sack...Started and posted five stops (three solo) vs Washington, Sept. 29...Started and contributed seven tackles (six solo) vs. Arizona, Oct. 20... Started as an extra defensive back and recorded a season-high seven solo tackles, including a six-yard takedown of Lions QB Matthew Stafford for his first career sack, at Detroit, Oct. 27. **2018** – As a rookie, Haley played in ten games with nine starts for New York Giants, finishing with 33 tackles (29 solo) and two passes defended...Made NFL debut at Atlanta, Oct. 22...Recorded his first four career tackles vs. Washington, Oct. 28...Tallied a season-high eight solo tackles vs. Chicago, Dec. 2...Had five tackles (four solo) at Washington, Dec. 9.

**COLLEGE** – Played in 49 games with 36 starts at Penn State and finished college career with 139 tackles (89 solo), five interceptions, 23 passes defended, two sacks and 6.5 tackles for loss...Elected a team captain as a senior in 2017. Was named honorable mention All-Big Ten by the media and coaches and was a semi-finalist for the Jim Thorpe Award. Started all 13 games at slot cornerback and finished the season with 40 tackles (27 solo), two sacks and two interceptions...As a junior in 2016, played in 12 games with 11 starts and registered 39 tackles (23 solo). Became first player in school history to return a blocked field goal for a touchdown after he returned one 60 yards for a score vs. Ohio State, Oct. 22...As a sophomore in 2015, started all 11 games in which he played in and earned honorable mention All-Big Ten

## VETERANS


(media)...Finished the season with 42 tackles (26 solo), two interceptions and one forced fumble...As a true freshman in 2014, set the school's single-season record for kickoff returns (32), while finishing second in single-season return yards (659). Also played on defense and finished with 18 tackles (12 solo) and one interception that he returned for a TD...Two-time academic all-Big Ten honoree, and also was a member of the school's Athletic Director's Leadership Institute...Completed his bachelor's degree in advertising and public relations in 3½ years.

**PERSONAL** – Played at the Lovett School (Atlanta, Ga.), where he was a two-year team captain and earned the *Associated Press* Georgia Class 2A Offensive Player of the Year Award...Father, Dr. Leon Haley Jr., is dean of the University of Florida-Jacksonville College of Medicine...Mother, Dr. Carla Neal-Haley is a pediatrician.

## GRANT HALEY

Year	Team	GP	GS	Tot	TACKLES			Yds	INTERCEPTIONS					FUMBLES		
					Solo	Asst	Sk		No	Yds	Lg	TD	PD	FF	FR	Yds
2018	N.Y. Giants	10	9	33	29	4	0.0	0.0	0	0	0	0	2	0	0	0
2019	N.Y. Giants	15	3	43	36	7	1.0	6.0	0	0	0	0	0	0	0	0
2020	New Orleans	1	0	6	5	1	0.0	0.0	1	0	0	0	1	0	0	0
NFL totals		26	12	82	70	12	1.0	6.0	1	0	0	0	3	0	0	0

**CAREER HIGHS:** Tackles — 8, vs. Chicago (12/2/18); Solo Tackles — 8, vs. Chicago (12/2/18); Sacks — 1, at Detroit (10/27/19); Interceptions — 1, at Carolina (1/3/21); Passes Defensed — 1 (3x), last at Carolina (1/3/21); Forced Fumbles — 0; Fumble Recoveries — 0; Special Teams Tackles — 0.



**CHASE  
HANSEN**

**42  
LB**

HEIGHT: 6-3 • WEIGHT: 230

COLLEGE: UTAH

JOINED SAINTS: FA-19

NFL EXPERIENCE: 2

BORN: 5/20/93

**NFL CAREER** – Second-year linebacker, first joined New Orleans as an undrafted free agent in 2019, in 2020 appearing in two regular season games and recording one special teams stop in the two postseason contests he played in, Hansen will compete for more extensive snaps on both defense and coverage units in 2021.

**CAREER TRANSACTIONS** – Signed to reserve/future contract, 1/18/21; Elevated from practice squad, 1/16/21; Elevated from practice squad, 1/9/21; Elevated from practice squad, 1/2/21; Signed to the practice squad, 11/26/20; Waived, 11/24/20; Activated from Injured Reserve, 11/13/20; Placed on Injured Reserve, 10/3/20; Placed on Reserve/NFI, 6/11/19; Re-signed, 5/14/19; Waived, 5/10/19; Signed to a three-year contract, 5/2/19.

OWNER

FOOTBALL

ADMINISTRATION

RECORDS

HISTORY

## VETERANS

**2020** – After spending the 2019 season on Reserve/NFI, Hansen appeared in two regular season contests and two postseason games, recording a special teams stop in the Wild Card game vs. Chicago, 1/10/21. **2019** – Spent entire season on Reserve/NFI.

**COLLEGE** – Four-year starter at the University of Utah who played in 43 games with 35 starts at both safety and linebacker...Saw action at quarterback his redshirt freshman year...Finished college career with 272 tackles (164 solo), 33.5 tackles for loss, eight sacks, six interceptions, 22 passes defended, five fumble recoveries, and four forced fumbles...2018 FWAA, *The Sporting News*, *The Athletic* and Phil Steele second-team All-American linebacker and two-time All-Pac-12 selection (first-team linebacker in 2018 and 2016 honorable mention safety in 2016)...In 2018, started 13 games, finishing second on team with 114 tackles, leading the conference with 22 stops for loss and adding two interceptions, one returned for a TD and four passes defended...In 2017, played in and started eight games (seven at strong safety and one at linebacker) and posted 51 tackles, 2.5 tackles for loss, one sack, one interception and two passes defended...Graduated with a bachelor's degree in consumer and community studies with an emphasis in financial planning and a sociology minor.

**PERSONAL** – Standout from Lone Peak (Highland, Utah) HS, the only *Parade* All-American (all-purpose player) from Utah in 2011...The 2011 Class 5A Player of the Year (*Salt Lake Tribune*), Mr. Football (*Desert News*) and the Utah Gatorade Player of the Year...Quarterbacked team to a 14-0 record and the Utah Class 5A state championship as senior...Lettered four years in basketball and one in baseball...Played for the 2011 state championship basketball team...Academic all-region...Father Brian played football at Brigham Young University, lettering in 1978 and 1981-82...Uncle Randy lettered at Utah from 1968-70...Uncle Bruce lettered at BYU in 1981 and 1985-86, and played for New England in 1987...Cousin Colby played for BYU from 2015-16...Born May 20, 1993 in Salt Lake City, Utah.

## CHASE HANSEN

Games Played/Started: New Orleans — (2020, 2/0) NFL Totals: 2/0

### POSTSEASON

Games Played/Started: New Orleans — (2020, 2/0) NFL Totals: 2/0

ADDITIONAL POSTSEASON STATISTICS: Special Teams Tackles — (2020, 1) Total: 1

OWNER

FOOTBALL

ADMINISTRATION

RECORDS

HISTORY



## DEONTE HARRIS

HEIGHT: 5-6 WEIGHT: 170  
COLLEGE: ASSUMPTION  
JOINED SAINTS: FA-19  
NFL EXPERIENCE: 3  
BORN: 12/4/97

11  
WR/  
RS

**NFL CAREER** – The speedy and talented wideout/return specialist with a 5-6, 170-pound frame who was signed by the Saints as an undrafted free agent out of NCAA Division II Assumption, has emerged as a top returner since entering the league in 2019. After being named a first-team *Associated Press* All-Pro, Pro Bowler and consensus All-Rookie selection in 2019, Harris continued his success in 2020, despite playing in only nine regular season games due to injuries, Harris showed his abilities to make big plays, averaging 12.2 yards per punt return, 27.3 yards per kickoff return and caught 20 passes for 186 yards and a touchdown. In his first two seasons, Harris has returned 53 punts for 545 yards (10.3 avg.) with a 53-yard touchdown and also brought back 40 kickoffs for 1,080 yards (27 avg.). Heading into the 2021 campaign, Harris looks to continue to develop into offensive weapon for the Saints after recording 292 scrimmage yards on only 36 touches, while continuing to be a threat on special teams in 2020.

**CAREER TRANSACTIONS** – Activated from Injured Reserve; 1/11/21; Placed on Injured Reserve, 12/19/20; Signed to a three-year contract, 5/7/19.

**HONORS** – **2019:** Pro Bowl (starter); first-team *Associated Press* All-Pro; *PFWA* All-NFL, All-NFC and All-Rookie; *The Sporting News* All-Pro.

**2020** – Despite appearing in only nine regular season games due to injuries, Harris showed his abilities to make big plays, averaging 12.2 yards per punt return, 27.3 yards per kickoff return and catching 20 passes for 186 yards and one touchdown...Vs. Tampa Bay, Sept. 13, returned four punts for 59 yards (14.8), caught three passes for 17 yards and carried once for nine yards...At Las Vegas, Sept. 21, started and rushed once for 11 yards, catching three passes for 23 yards and returning two kickoffs for 64 yards...Vs. Green Bay, Sept. 27, returned three kickoffs for 78 yards (26.0 avg.), one punt for 14 yards and caught two passes for five yards. At Detroit, Oct. 4, appeared on offense and on special teams, returning two punts for 33 yards (16.5 avg.) with a long of 22 yards, caught one pass for 10 yards and carried twice for 10 yards...Vs. L.A. Chargers, Oct. 12, Inactive due to a hamstring injury...Vs. Carolina, Oct. 25, caught a career-high four passes for a career-high 46 yards, with a second quarter four-yard touchdown, his first offensive score and also returned one punt for four yards and brought back two kickoffs for 47 yards...At Chicago, Nov. 1, returned three punts for 67 yards (22.3 avg.) with a long of 42 yards (his longest of the season). Harris also returned three kickoffs for 70 yards (23.3 avg.), caught three passes for 19 yards and carried once for -2 yards...At Tampa Bay, Nov. 8, appeared on offense and special teams, recording the longest reception of his career on a 40-yard catch and run on Saints' second drive of game. In addition to the one reception, Harris averaged 10.0 yards on three punt returns...Vs. San Francisco, Nov. 16, recorded a 75-yard kickoff return with 14:56 to play in the second quarter, the longest of his career. The return set up the Saints' first score of



the game, as Lutz converted a 49-yard field goal four plays later. Harris also matched a career-high four receptions for 24 receiving yards...Vs. Atlanta, Nov. 22, played on offense and special teams, returning two kickoffs for 41 yards and one punt for two yards. Harris also carried once for 23 yards and caught one pass for two yards...Missed the final six regular season games after being placed on Injured Reserve...In the NFC Wild Card playoff, vs. Chicago, 1/10/21, recorded seven receptions for 83 yards, both team-highs. Before this game, Harris had one career postseason reception, a 50-yard catch in the Saints' Wild Card game vs. Minnesota last season. Harris also averaged 7.3 yards per return on three punt returns in the game...In the NFC divisional playoff, Vs. Tampa Bay, 1/17/21, before exiting with a neck injury in the second quarter, Harris made an impact in the return game, returning Tampa Bay's first punt of the game for 54 yards and setting up New Orleans' first score of the game, a Lutz 23-yard field goal with 11:34 to play in the first quarter. Harris' recorded a 67-yard punt return touchdown on Tampa Bay's second punt, but the return was nullified by a New Orleans penalty.

**2019** - Played in 14 regular season games and developed into a threat offensively and on special teams, carrying four times for 31 yards (7.8 avg.), catching six passes for 24 yards, returning 36 punts for 338 yards (9.4 avg.) with a 53-yard TD, running back 24 kickoffs for 644 yards (26.8 avg.) and adding a special teams stop...Ranked fourth in NFL in punt return average and third in kickoff return average...Caught one pass and returned three punts for 34 yards (11.3 avg.) at L.A. Rams, Sept. 15...At Seattle, Sept. 22, returned a punt 53 yards for a TD in first quarter, returned two kickoffs for 60 yards (30.0 avg.) and recorded a special teams tackle...Carried once for ten yards, returned a kickoff 29 yards and brought back a punt 23 yards vs. Dallas, Sept. 29...Vs. Arizona, Oct. 27, returned three punts for 17 yards and set career-high in receiving with two grabs...Vs. Atlanta, Nov. 10, impacted return game, recording a fourth quarter 46-yard kickoff return, finishing with 109 yards on four returns and a third quarter 19-yard punt return...Inactive for the next two contests with ankle and hamstring injuries...Vs. San Francisco, Dec. 8, Recorded both a reception and rushing attempt for the first time in his career, finishing with 13 receiving yards on the one reception and eight yards on rush. Made an impact in return game, recording kickoff returns of 31, 51 and 21 yards and a punt return of 25 yards, all which set up first half touchdowns...Vs. Indianapolis, Dec. 16, returned three punts for 29 yards (9.7 avg.) and caught a one-yard pass...Made first career start and accounted for 171 all-purpose yards, returning four kickoffs for 150 yards (37.5 avg.) and four punts for 21 yards, at Tennessee, Dec. 22...In regular season finale at Carolina, Dec. 29, carried twice for 13 yards and returned two punts for 19 yards...In NFC Wild Card Playoff vs. Minnesota, 1/5/20, started and recorded a 50-yard reception from QB Taysom Hill in the second quarter to set up a rushing touchdown. Also averaged 33.3 yards on four kickoff returns, with a long of 54 and averaged 11 yards on four punt returns, including a long return of 17.

**COLLEGE** – Finished his college career at Assumption as one of the most prolific returners in NCAA history...In the final game of his college career, set the NCAA All-Division record for combined return touchdowns, bringing back a kickoff 100 yards for his 14th career TD return...He also owns the NCAA Division II record for career combined return touchdowns, as well as the single-season record of eight return touchdowns, which he set in 2017...Overall in 45 games, caught 226 receptions for 2897 yards with 28 touchdowns, carried 32 times for 244 yards with three TDs, returned 63 kickoffs for 2,051 yards (32.6 avg.) with six TDs and returned 48 punts for 981 yards (20.4 avg.) and eight TDs...As senior in 2018, appeared in ten games and caught 41 for 751 yards (18.3 avg.) and eight touchdowns, returned 11 kickoffs for 324 yard (29.5 avg.) and a touchdown and brought back ten punts for 190 yards (19.0 avg.) and a

touchdown as he earned second-team All-American from the AFCA...As a junior in 2017, appeared in 13 games, catching 61 passes for 810 yards with eight touchdowns, bringing back 15 kickoffs for 642 yards (42.8 avg.) and three touchdowns and returning 18 punts for 473 yards (26.3 avg.) with five touchdowns, as he was selected as an AFCA first-team All-American...Organizational communications major.

**PERSONAL** — Played football, basketball and also ran indoor track and outdoor track at Archbishop Curley (Baltimore, Md.) HS...Named All-Conference, All-State and All-Metro... As a senior, posted 1,450 rushing yards on 130 carries with 20 rushing touchdowns... Added seven receptions for 244 yards, along with 332 kick return yards and three touchdowns...As a junior, had 933 yards on 86 carries with 14 rushing touchdowns and four receiving TDs...As a sophomore, had 676 yards on 63 carries with six touchdowns... During the coronavirus crisis, donated funds for over 10,000 meals both in his hometown of Baltimore and in New Orleans where the donation was coordinated locally through Second Harvest Food Bank...Born Dec 4, 1997 in Dallas, Texas.

## DEONTE HARRIS

		RECEIVING							RUSHING				
Year	Team	GP	GS	No	Yds	Avg	Lg	TD	Att	Yds	Avg	Lg	TD
2019	New Orleans	14	1	6	24	4.0	13	0	4	31	7.8	10	0
2020	New Orleans	9	2	20	186	9.3	40	1	6	51	8.5	23	0
NFL Totals		23	3	26	210	8.1	40	1	10	82	8.2	23	0

		KICKOFF RETURNS					PUNT RETURNS					
Year	Team	No	Yds	Avg	Lg	TD	No	FC	Yds	Avg	Lg	TD
2019	New Orleans	24	644	26.8	51	0	36	11	338	9.4	53t	1
2020	New Orleans	16	436	26.8	75	0	17	5	207	12.2	42	0
NFL Totals		40	1080	27.0	75	0	53	16	545	10.3	53t	1

**ADDITIONAL STATISTICS: Special Teams Tackles** — (2019, 1).


**CAREER HIGHS: Receptions** — 4 (2x), vs. Carolina (10/25/20) and vs. San Francisco (11/15/20); **Receiving Yards** — 46, vs. Carolina (10/25/20); **Long Reception** — 40, at Tampa Bay (11/8/20); **Receiving TDs** — 1, vs. Carolina (10/25/20); **Rushes** — 2, at Carolina (12/29/19); **Rushing Yards** — 23, vs. Atlanta (11/22/20); **Long Rush** — 23, vs. Atlanta (11/22/10); **Punt Returns** — 5, at Chicago (10/20/19); **Punt Return Yards** — 59, vs. Tampa Bay (9/13/20); **Long Punt Return** — 53t, at Seattle (9/22/19); **Punt Return TDs** — 1, at Seattle (9/22/19); **Kickoff Returns** — 5, vs. San Francisco (12/8/19); **Kickoff Return Yards** — 155, vs. San Francisco (12/8/19); **Long Kickoff Return** — 75, vs. San Francisco (11/15/20); **All Purpose Yards** — 213, vs. San Francisco (12/8/19).

### POSTSEASON

		RECEIVING							RUSHING				
Year	Team	GP	GS	No	Yds	Avg	Lg	TD	Att	Yds	Avg	Lg	TD
2019	New Orleans	1	1	1	50	50.0	50	0	0	0	-	-	0
2020	New Orleans	2	1	8	82	10.3	24	0	1	-2	-2.0	-2	0
NFL Totals		3	2	9	132	14.7	50	0	1	-2	-2.0	-2	0

		KICKOFF RETURNS					PUNT RETURNS					
Year	Team	No	Yds	Avg	Lg	TD	No	FC	Yds	Avg	Lg	TD
2019	New Orleans	4	133	33.0	54	0	4	0	44	11.0	17	0
2020	New Orleans	0	0	-	-	0	5	3	83	16.6	54	0
NFL Totals		4	133	33.0	54	0	9	3	127	14.1	54	0

**CAREER HIGHS: Receptions** — 7, vs. Chicago (1/10/21); **Receiving Yards** — 83, vs. Chicago (1/10/21); **Long Reception** — 50, vs. Minnesota (1/5/20); **Punt Returns** — 4, vs. Minnesota (1/5/20); **Punt Return Yards** — 61, vs. Tampa Bay (1/17/21); **Long Punt Return** — 54, vs. Tampa Bay (1/17/21); **Kickoff Returns** — 4, vs. Minnesota (1/5/20); **Kickoff Return Yards** — 133, vs. Minnesota (1/5/20); **Long Kickoff Return** — 54, vs. Minnesota (1/5/20); **All Purpose Yards** — 227, vs. Minnesota (1/5/20).



## TAYSON HILL

7  
QB

HEIGHT: 6-2 • WEIGHT: 221  
COLLEGE: BRIGHAM YOUNG  
JOINED SAINTS: WAI-17 (GB)  
NFL EXPERIENCE: 5  
BORN: 8/23/90

**NFL CAREER** – Claimed off of waivers from Green Bay at the conclusion of the 2017 preseason by the Saints, Hill has provided value to New Orleans in multiple spots on both offense and special teams. His role continues to expand as he serves as he started four games in place of an injured Drew Brees in 2020 and became only the first quarterback in club history to win his first three NFL starts as a signal-caller. In 2020, Hill played in all 16 regular season games and completed 88-of-121 passes (72.7%) for 928 yards with four touchdowns and two interceptions, carried 87 times for 457 yards (5.3 avg.) with eight touchdowns and added eight grabs for 98 yards and one touchdown.

**CAREER TRANSACTIONS** – Re-signed by the New Orleans Saints (RFA), 4/26/20; Claimed by the Saints off waivers from the Green Bay Packers, 9/3/17; Waived by the Packers, 9/2/17; Signed by the Packers as an undrafted free agent, 5/5/17.

**HONORS** – **2018:** NFC Special Teams Player of the Week (Week 14).

**2020** – Played in all 16 regular season games with eight starts, including four starts at quarterback and completed 88-of-121 passes (72.7%) for 928 yards with four touchdowns and two interceptions, carried 87 times for 457 yards (5.3 avg.) with eight touchdowns and added eight grabs for 98 yards and one touchdown. Hill's 457 rushing yards ranked first all-time in club record books for a Saints quarterback and fifth in the NFL in 2020 and his rushing touchdown total was first in club record books and tied for third in the league among signal-callers...In season opener vs. Tampa Bay, Sept. 13, started at WR and recorded positive yards rushing, passing, and receiving for the third time in his career, finishing with 13 rushing yards on three attempts, 38 passing yards on one-for-one passing, and 14 receiving yards on one reception. The two previous games in which Hill recorded positive yards in all three categories were on December 22, 2019 in a 38-28 victory at Tennessee and on November 10, 2019 in a 26-9 loss against Atlanta...Oct. 12 vs. LA Chargers, appeared on offense and special teams, rushing three times for 13 yards with a fourth quarter nine-yard scoring touchdown to tie the score, also throwing an incomplete pass...Nov. 1 at Chicago, caught a critical 20-yard fourth quarter touchdown from Brees, his first receiving touchdown of 2020 and seventh of his career. Finished with two receptions for 30 yards and carried five times for 35 yards...Nov. 8, at Tampa Bay, appeared on offense and special teams, finishing with positive yards rushing, passing, and receiving for the second time this season and fourth time in career. Rushed for career-high 54 yards on seven attempts, passed for 48 yards on two-for-two passing, and added a 21-yard reception...Vs. San Francisco, Nov. 15, started at TE and recorded 45 rushing yards on career-high eight carries. Hill's 45 rushing yards is the second-highest total of his career...Nov. 22, vs. Atlanta, made his first career start at

quarterback, in place of an injured Brees. Completed 18-of-23 passes for 233 yards, also carrying ten times for a game-high 51 yards with a career-high two rushing touchdowns and a 108.9 passer rating, joining Daunte Culpepper as only the second player in the Super Bowl era with 40+ rush yards & 2+ rush TDs in his first QB start... At Denver, Nov. 29, started and completed 9-of-16 passes for 78 yards, carried ten times for 44 yards and scored two rushing touchdowns...Dec. 6, at Atlanta, started at QB and completed 37-of-27 passes for 232 yards with the first two touchdown passes of his career and a 107.0 quarterback rating while carrying 14 times for a career-high 83 yards. Hill became the first Saints quarterback to win his first three career starts as a Saint...Dec. 13, at Philadelphia, started at QB and completed 28-of-38 passes for 291 yards with two touchdown passes and a 102.0 quarterback rating while carrying five times for 31 yards...Dec. 20 vs. Kansas City, rushed for his sixth touchdown of 2020 on a one-yard run with 10:24 left in the second quarter, setting a single season franchise record for rushing touchdowns by a quarterback (breaking a tie with Archie Manning's five in 1977). Finished with three yards on two rushes...Dec. 25 vs. Minnesota, rushed for 18 yards on five carries with one touchdown, passed for eight yards on 2-for-2 passing, and caught one pass for 19 yards, marking the third game this season he's recorded positive yardage in all three categories...1/3/21 at Carolina, rushed for 41 yards on seven attempts and one rushing touchdown, moving his final regular season totals to 87 carries for 457 yards and eight rushing touchdowns, all career-highs. Hill added a five-yard reception. **2019** – Played in all 16 regular season games with five starts, contributing on offense and special teams...Carried 27 times for 176 yards with one touchdown, caught 19 passes for 236 yards and six touchdowns, completed three-of-five passes for 55 yards, returned a kickoff 12 yards and made two special teams tackles...Started NFC Wild Card Playoff vs. Minnesota on offense 1/5/20, and carried four times for 50 yards (10.3 avg.), caught two passes for 25 yards (12.5 avg.) with one touchdown, completed a 50-yard pass to Deonte Harris and made a special teams stop...In opener vs. Houston, Sept. 9, scored first career regular season touchdown, catching a nine-yard pass and rushing twice for eight yards...Carried two times for 16 yards, including an 18-yard rush, in win vs. Dallas, Sept. 29...Started at WR vs. Tampa Bay, Oct. 6. Finished with two rushes for 16 yards and completed first pass attempt of 2019, an 18-yard throw with 12:53 left in the second quarter, extending a nine-play, 75-yard touchdown drive...At Jacksonville, Oct. 13, played on offense and special teams, rushing for the Saints' longest play on the ground with a 19-yard carry. Finished with three carries for 37 yards...At Chicago, Oct. 20, played on offense and special teams, catching his second touchdown of 2019, a four-yard completion from Teddy Bridgewater. Carried twice for 23 yards, including 21-yard long...Vs. Arizona, Oct. 27, finished with three receptions for 63 yards and a touchdown, including the Saints' longest gain, a 36-yard fourth quarter reception from Drew Brees...Vs. Atlanta, Nov. 10, finished with a 17-yard completion to Michael Thomas, a three-yard reception from Brees and an 11-yard rush...On Thanksgiving night at Atlanta, Nov. 28, deflected Atlanta's first punt, adding two carries for 33 yards and a touchdown and two receptions for 12 yards and a touchdown...Vs. Indianapolis, Dec. 16, started at TE and recorded first touchdown reception of game, finishing with two grabs for 42 yards and two carries for one yard...Started at FB at Tennessee, Dec. 22, catching two passes for 21 yards, carrying twice for 11 yards, completing a 20-yard pass to Thomas where he tied NFL single-season receptions record and added two special teams stops...In regular season finale at Carolina, Dec. 29, started in two-TE set, carried once for four yards and caught a career-long 45-yard TD. **2018** – Played in all 16 regular season games and carried 37 times for 196 yards with two touchdowns, caught five passes, completed three-of-

seven throws for 64 yards, returned 14 kickoffs for 348 yards (24.9 avg.), posted six special teams stops and blocked a punt...At Atlanta, Sept. 23, rushing three-times for career-high 39 yards, including the Saints' longest rush with a 35-yard gain, returning three kickoffs for 64 yards and a coverage stop...At N.Y. Giants, Sept. 30, carried four times for 28 yards, completed one-of-two passes for ten yards, caught a pass for -4 yards and returned a kickoff 16 yards...Vs. Washington, Oct. 8, carried five times for 23 yards, scoring his first career TD on a third quarter one-yard run and returned two kickoffs for 43 yards...At Baltimore, Oct. 21, played on offense and special teams, carrying career-high six times for 35 yards and making two coverage tackles. Converted a fake punt for a first down on a direct snap, rushing up the middle for a four-yard gain...At Minnesota, Oct. 28, started as jumbo TE and connected with Thomas on a career-long 44-yard completion on the opening drive. Had a five-yard reception, carried three times for -2 yards and ran back two kickoffs for 50 yards...Vs. L.A. Rams, Nov. 4, played on both offense and special teams, carrying twice for ten yards and running back two kickoffs for 49 yards...At Cincinnati, Nov. 11, started as jumbo TE, carrying four times for 24 yards and catching a pass for 0 yards...Vs. Philadelphia, Nov. 18, started at WR and played on special teams, carrying three times for four yards, completing one-of-two passes for one yard and fielding a punt...Vs. Atlanta, Nov. 22, played on offense and on special teams, carrying twice for 13 yards and returning a kickoff 32 yards...At Tampa Bay, Dec. 9, helped New Orleans clinch their second straight NFC South title, as he blocked a punt midway through the third quarter, setting off the Saints offense with their best field position at the Buccaneers 30-yard line. Hill was named NFC Special Teams Player of the Week...At Carolina, Dec. 17, played on offense and special teams, carrying once for 17 yards and recording an assisted coverage tackle...Threw first quarter interception vs. Pittsburgh, Dec. 23...Vs. Carolina, Dec. 30, started in two-TE set and played on special teams, carrying three times for 11 yards with a nine-yard touchdown and catching a pass for a gain of three yards...In two postseason contests, carried three times for eight yards, caught a two-yard touchdown, threw an incomplete pass and had a special teams tackle...In NFC Divisional Playoff vs. Philadelphia, 1/13/19, carried twice for eight yards, including a second quarter four-yard rush on a successful fake punt attempt. Added an assisted special teams stop...In NFC Championship vs. L.A. Rams, 1/20/19, carried once for 0 yards, caught a two-yard touchdown and threw an incomplete pass. **2017** – After being claimed off waivers from the Packers at the conclusion of the preseason, served as the club's third quarterback, but saw his playing debut on special teams in the last five games, where he recorded four tackles. Played on special teams in both postseason games...In preseason for Green Bay, completed 14-of-20 passes (70.0 pct.) for 149 yards with two touchdowns, zero interceptions and a 124.8 rating.

**COLLEGE** – Started 33 of 37 games played in five seasons at Brigham Young, finishing with 23 wins as starter...Finished his career with 6,929 yards and 43 TDs on 609-of-1,047 passing...Added 2,815 rushing yards and 32 TDs on 534 attempts...Finished fifth in school annals and first among signal-callers in rushing yards and posted nine 100-yard games...Started all 12 games he played in as senior, finishing with 222 completions on 372 attempts for 2,323 yards, 12 TDs...Carried 137 times for 603 yards and eight TDs...Started one game in 2015 before suffering season-ending foot injury and awarded medical redshirt...Suffered injury on first drive of second quarter at Nebraska (September 5) on a 21-yard touchdown run and missed next three plays, but returned to throw a TD and play until early in fourth quarter...Finished the game with 21 completions on 34 attempts (61.8 pct.) for 268 yards and one TD,



adding 72 rushing yards and two TDs on nine carries...Started five games as a junior in 2014, suffering a season-ending leg injury in the fifth game...Finished with 975 yards and seven TDs on 88-of-132 passing (66.7 pct.)...Contributed on the ground with 460 yards rushing and eight TDs on 87 attempts (5.3 avg.)...Started all 13 games as a sophomore in 2013 in his first full season as a starter, throwing for 2,938 yards and 19 TDs on 236-of-438 passing (53.9 pct.) with 14 interceptions...Ran for a career-high 1,344 yards and ten TDs on 246 attempts (5.5 avg.), including six 100-yard rushing games...Appeared in six games with two starts as a true freshman in 2012 before suffering a season-ending knee injury...Completed 42 of 71 passes (59.2 pct.) for 425 yards, four TDs and two interceptions in limited action...Ran for 336 yards and four touchdowns on 55 attempts (6.1 avg.)...Earned a bachelor's degree in finance.

**PERSONAL** – Attended Highland (Pocatello, Idaho) HS, where he played quarterback, punter and kicker...Lettered three years in basketball and track and field, competing in the 200, 4x100 relay, 4x200 relay and long jump...Participated in two-year Mormon mission to Australia...Brother-in-law, David Nixon, played linebacker for the Raiders (2009), Texans (2010) and Rams (2010-11)...Older brother, Jordan, played defensive tackle at Arizona State (2003-06)...Late older brother, Dexter, played quarterback at Scottsdale Community College, Northern Iowa and Dixie State...Older sister, Celeste, played basketball at Western Wyoming Community College...In 2018, surprised a lucky family at their home with a cruise and signed merchandise...Taysom Shawn Hill was born on Aug. 23, 1990 in Pocatello, Idaho.

## TAYSOM HILL

OWNER

FOOTBALL

ADMINISTRATION

RECORDS

HISTORY

### PASSING

Year	Team	GP	GS	Att	Cmp	Pct	Yds	Yds/Att	TD	Int	Lg	Sk	Lst	Rating
2017	New Orleans	5	0	0	0	0.0	0	0.0	0	0	0	0	0	0.0
2018	New Orleans	16	4	7	3	42.9	64	9.1	0	1	44	1	3	36.3
2019	New Orleans	16	5	6	3	60.0	55	9.2.0	0	0	20	1	9	81.9
2020	New Orleans	16	8	121	88	72.7	928	7.7	4	2	44	14	87	98.8
NFL Totals		53	17	134	94	70.1	1047	7.8	4	3	44	16	99	93.7

### RECEIVING

Year	Team	GP	GS	No	Yds	Avg	Lg	TD	Att	Yds	Avg	Lg	TD
2017	New Orleans	5	0	0	0	-	-	0	0	0	-	-	0
2018	New Orleans	16	4	3	4	1.3	5	0	37	196	5.3	35	2
2019	New Orleans	16	5	19	234	12.3	45t	6	27	176	5.8	30t	1
2020	New Orleans	16	8	8	98	12.3	21	1	87	457	5.3	43	8
NFL Totals		53	17	30	336	11.2	45t	7	151	809	5.4	43	11

### RUSHING

Year	Team	GP	GS	No	Yds	Avg	Lg	TD	Att	Yds	Avg	Lg	TD
2017	New Orleans	5	0	0	0	-	-	0	0	0	-	-	0
2018	New Orleans	16	4	3	4	1.3	5	0	37	196	5.3	35	2
2019	New Orleans	16	5	19	234	12.3	45t	6	27	176	5.8	30t	1
2020	New Orleans	16	8	8	98	12.3	21	1	87	457	5.3	43	8
NFL Totals		53	17	30	336	11.2	45t	7	151	809	5.4	43	11

### KICKOFF RETURNS

Year	Team	No	Yds	Avg	Lg	TD
2018	New Orleans	14	348	24.9	47	0
2019	New Orleans	1	12	12.0	12	0
NFL Totals		15	360	24.0	47	0

### PUNT RETURNS

Year	Team	No	FC	Yds	Avg	Lg	TD
2018	New Orleans	1	0	0	-	-	0
2019	New Orleans	0	0	0	-	-	0
NFL Totals		1	0	0	0.0	0	0

**ADDITIONAL STATISTICS:** Special Teams Tackles — (2017, 4); (2018, 6); (2019, 2) Total: 12; Blocked Punts — (2018, 1) Total: 1.

**CAREER HIGHS:** Attempts — 38, at Philadelphia (12/13/20); Completions — 28, at Philadelphia (12/13/20); Passing Yards — 291, at Philadelphia (12/13/20); Long Completion — 44 (2x), last vs. Atlanta (11/22/20); Passing TDs — 2 (2x), at Atlanta (12/6/20) and at Philadelphia (12/13/20); Interceptions — 1 (3x), last at Philadelphia (12/13/20); Receptions — 3, vs. Arizona (10/27/19); Receiving Yards — 63, vs. Arizona (10/27/19); Long Reception — 45t, at Carolina (12/29/19); Receiving TDs — 1 (7x), last at Chicago (11/1/20); Rushes — 14, at Atlanta (12/6/20); Rushing Yards — 83, at Atlanta (12/6/20); Long Rush — 43, at Atlanta (12/6/20); Rushing TDs — 2 (2x), vs. Atlanta (11/22/20) and at Denver (11/29/20); Kickoff Returns — 3, at Atlanta (9/23/18); Kickoff Return Yards — 64, at Atlanta (9/23/18); Long Kickoff Return — 47, vs. Cleveland (10/6/18); Special Teams Tackles — 2 (2x), last at Baltimore (10/21/18); Blocked Punts — 1, at Tampa Bay (12/9/18).

### POSTSEASON

#### PASSING

Year	Team	GP	GS	Att	Cmp	Pct	Yds	Yds/Att	TD	Int	Lg	Sk	Lst	Rating
2017	New Orleans	2	0	0	0	0.0	0	0.0	0	0	0	0	0	0.0
2018	New Orleans	2	0	1	0	0.0	0	0.0	0	0	0	0	0	39.6
2019	New Orleans	1	1	1	1	100.0	50	50.0	0	0	50	0	0	118.8
2020	New Orleans	1	1	0	0	0.0	0	0.0	0	0	0	1	3	0.0
NFL Totals		6	2	2	1	50.0	50	25.0	0	0	50	1	3	95.8

#### RECEIVING

Year	Team	GP	GS	No	Yds	Avg	Lg	TD	Att	Yds	Avg	Lg	TD
2017	New Orleans	2	0	0	0	-	-	0	0	0	-	-	0
2018	New Orleans	2	0	1	2	2.0	2t	1	3	8	2.7	4	0
2019	New Orleans	1	1	2	25	12.5	20t	1	4	50	12.5	28	0
2020	New Orleans	1	1	2	5	2.5	5	0	4	15	3.8	10	0
NFL Totals		6	2	5	32	6.4	20t	2	11	73	6.6	28	0

#### RUSHING

Year	Team	GP	GS	No	Yds	Avg	Lg	TD	Att	Yds	Avg	Lg	TD
2017	New Orleans	2	0	0	0	-	-	0	0	0	-	-	0
2018	New Orleans	2	0	1	2	2.0	2t	1	3	8	2.7	4	0
2019	New Orleans	1	1	2	25	12.5	20t	1	4	50	12.5	28	0
2020	New Orleans	1	1	2	5	2.5	5	0	4	15	3.8	10	0
NFL Totals		6	2	5	32	6.4	20t	2	11	73	6.6	28	0

**POSTSEASON ADDITIONAL STATISTICS:** Special Teams Tackles — (2018, 1); (2019, 1) Total: 2.

**CAREER HIGHS:** Attempts — 1 (2x), vs. L.A. Rams (1/20/19) and vs. Minnesota (1/5/20); Completions — 50, vs. Minnesota (1/5/20); Passing Yards — 50, vs. Minnesota (1/5/20); Long Completion — 50 vs. Minnesota (1/5/20); Receptions — 2 (2x), vs. Minnesota (1/5/20) and vs. Chicago (1/10/21); Receiving Yards — 25, vs. Minnesota (1/5/19); Long Reception — 20t, vs. Minnesota (1/5/20); Receiving TDs — 1 (2x), vs. L.A. Rams (1/20/19) and vs. Minnesota (1/5/20); Rushes — 4 (2x), vs. Minnesota (1/5/20) and vs. Chicago (1/10/21); Rushing Yards — 50, vs. Minnesota (1/5/20); Long Rush — 28, vs. Minnesota (1/5/20); Rushing TDs — 0; Special Teams Tackles — 1 (2x), vs. Philadelphia (1/13/19) and vs. Minnesota (1/5/20).



## LIL'JORDAN HUMPHREY

84  
WR

HEIGHT: 6-4 • WEIGHT: 225  
COLLEGE: TEXAS  
JOINED SAINTS: FA-19  
NFL EXPERIENCE: 2  
BORN: 4/19/98

**NFL CAREER** – This young veteran will look to continue to be a contributor in the passing game after playing in three games with one start and posting three catches for 46 yards with one touchdown. After moving between the practice squad and active roster the past two seasons, this former University of Texas standout will compete for a roster spot in training camp in New Orleans.

**CAREER TRANSACTIONS** – Signed to reserve/future contract, 1/18/21; Standard Practice Squad elevation, 1/9/21; Elevated to active roster from practice squad (COVID-19 Replacement), 1/2/21; Standard Practice Squad elevation, 12/24/20; Standard Practice Squad elevation, 12/19/20; Activated from Practice Squad-Injured, 12/9/20; Placed on Practice Squad-Injured, 9/30/20; Agreed to terms on a practice squad contract, 9/6/20; Waived, 9/5/20; Re-signed to active roster from practice squad, 12/28/19; Re-signed to practice squad, 10/29/19; Waived, 10/26/19; Signed to active roster from practice squad, 9/18/19; Signed to practice squad, 9/1/19; Waived, 8/31/19; Signed to a three-year contract, 5/10/19.

**2020** – Played in three regular season games with one start and posted three receptions for 46 yards with one touchdown...Had two grabs for 29 yards in a start and had a 17-yard touchdown vs. Kansas City, Dec. 20...Posted a 17-yard grab at Carolina, 1/3/21...Recorded a 14-yard reception in NFC Wild Card Playoff win vs. Chicago, 1/10/21. **2019** – Saw action in five regular season games with one start as a rookie and recorded no statistics....Played in NFC Wild Card Playoff vs. Minnesota, 1/5/20.

**COLLEGE** – A three-year wideout who played in 36 career games with 18 starts for the University of Texas...Finished his college career with 125 catches for 1,622 yards and ten TDs...Named honorable mention All-Big 12 in 2017...2018 semifinalist for the Earl Campbell Tyler Rose Award...Became just the ninth Longhorn all-time with 1,000 receiving yards in a season as a junior in 2018, when he was named honorable mention All-Big 12 and Phil Steele third-team All-America according...The first Longhorn non-QB since 1982 with a passing, rushing and receiving TD in the same season in 2018.

**PERSONAL** – Two-time All-State at Southlake Carroll (Southlake, Texas) HS... Named first-team 6A All-State by the Texas Sports Writers Association as an all-purpose player, and second-team by the AP as a running back in 2015...Tabbed to the "2016 Texas' Best" by Dave Campbell's Texas Football...Also played basketball and competed in the high jump at Carroll...Lil'Jordan Humphrey's name is somewhat of a contradiction...At 6-foot-4-inches, 225 pounds, he's not what most would call "little," but as a compromise for his older brother—who wanted him to be named 'Michael' for Michael Jordan—his mother went with "Lil'Jordan...Humphrey started

# VETERANS

playing football when he was four years old...Was a running back his entire career, until playing receiver at Texas.

## LIL'JORDAN HUMPHREY

Year	Team	GP	GS	RECEIVING					
				No	Yds	Avg	Lg	TD	
2019	New Orleans	5	1	0	0	0.0	0	0	
2020	New Orleans	3	1	3	46	15.3	17t	1	
NFL Totals		8	2	3	46	15.3	17t	1	

**CAREER HIGHS:** **Receptions** — 2, vs. Kansas City (12/20/20); **Receiving Yards** — 29, vs. Kansas City (12/20/20); **Long Reception** — 17t, vs. Kansas City (12/20/20) ; **TD Receptions** — 1, vs. Kansas City (12/20/20).

### POSTSEASON

Year	Team	GP	GS	RECEIVING					
				No	Yds	Avg	Lg	TD	
2019	New Orleans	1	0	0	0	0.0	0	0	
2020	New Orleans	1	0	1	14	14.0	14	0	
NFL Totals		2	0	1	14	14.0	14	0	

**POSTSEASON CAREER HIGHS:** **Receptions** — 1, vs. Chicago (1/10/21); **Receiving Yards** — 14, vs. Chicago (1/10/21); **Long Reception** — 14, vs. Chicago (1/10/21) ; **TD Receptions** — 0.

OWNER

FOOTBALL

ADMINISTRATION

RECORDS

HISTORY



## JAMES HURST

## 74 G/T

HEIGHT: 6-5 • WEIGHT: 310  
COLLEGE: NORTH CAROLINA  
JOINED SAINTS: FA-20  
NFL EXPERIENCE: 8  
BORN: 12/17/91

**NFL CAREER** – Originally signed by the Baltimore Ravens as an undrafted free agent in 2014, Hurst will look to continue to contribute to one of the NFL's premier offensive lines. In seven NFL seasons with Baltimore (2014-19) and New Orleans (2020), the Plainfield, Ind. native's played in 102 regular season contests with 49 starts at four different offensive line positions, left guard (20), left tackle (18) and right guard (seven) with four starts as a jumbo tight end. He has appeared in six postseason contests with three starts at left tackle, right tackle and right guard. In 2020, Hurst played in 12 regular season games with five starts at three different positions.

**CAREER TRANSACTIONS** – Signed by the Saints to a three-year contract, 3/19/21; Signed by the New Orleans Saints, 5/28/20; Released by the Ravens, 3/16/20; Re-signed by the Ravens to a four-year contract extension, 3/4/18; Re-signed by the Ravens on one-year restricted free agency tender, 4/19/17; Signed by the Baltimore Ravens to a three-year contract as an undrafted free agent, 5/12/14.

**2020** – In first season with Saints played in 12 regular season games with five starts, opening two as an extra lineman, two at left tackle and one at left guard. Played in both postseason games...Started at left tackle at Denver, Nov. 29, blocking for a rushing effort of 229 yards and four touchdowns...At Atlanta, Dec. 6, started at left tackle and blocked for an offense that rushed for over 200 yards for the second consecutive week...Started at left guard and blocked for a season-high 583-total yards and 264-rushing yard Christmas Day performance, including 155 yards from running back Alvin Kamara as he tied a National Football League record in rushing touchdowns (six) and total touchdowns (six) vs. Minnesota, while not giving up a sack. **2019** – Appeared in all 16 regular season games for Baltimore and the team's postseason contest with Weeks 15 and 17 starts at left tackle...Part of an offense that broke the NFL record for most rushing yards (3,296) and broke club record with 6,521 total net yards...Helped Ravens set franchise mark with 14 regular season wins...Started in 42-21 win vs. N.Y. Jets, Dec. 12...Started vs. Pittsburgh, Dec. 29. **2018** – Started all ten games he appeared in at three different positions and postseason contest...Helped team produce National Football League's No. 2 rushing attack, totaling 2,441 yards (152.6 ypg)...Baltimore also tallied what was a single-season team-record 5,999 total net yards...Started at right tackle and helped protect QB Joe Flacco, allowing him to complete 25 of 34 passes for 236 yards and three TDs in 47-3 season-opening win vs. Buffalo, Sept. 9...Started for an O-line that helped protect Flacco, allowing him to record 376 passing yards (sixth-highest total of his career) and two TDs at Cincinnati, Sept. 13...Started at right tackle for a line that paved the way for 451 total yards (the most ever for Ravens at Pittsburgh) in 26-14 win at Pittsburgh, Sept. 30...Started at right tackle for a line that didn't permit a sack



## VETERANS

and helped pave the way for 123 rushing yards and two touchdowns in 21-0 win at Tennessee, Oct. 14...Part of a line that paved way for 242 rushing yards in 20-12 win vs. Tampa Bay, Dec. 12...Helped ground attack gain season-high 296 yards in 26-24 win vs. Cleveland, Dec. 30...Started at right guard in AFC Wild Card Playoff vs. L.A. Chargers, 1/6/19. **2017** – Started all 16 games for Baltimore at left guard...Ravens permitted the league's seventh-fewest sacks (27, tied Vikings), helping team produce the NFL's ninth ranked scoring attack (24.7 ppg)...Over the last nine games, Baltimore averaged the league's second most points per contest...Started at left guard for a line that helped the rushing attack gain 157 yards, also permitting just one sack, in 20-0 opening victory vs. Cincinnati, Sept. 10...Started at left guard for line that helped Ravens register 136 rushing yards and Flacco throw for two TDs in 24-10 win vs. Cleveland, Sept. 17...Started at left guard for offense that didn't allow a sack and generated 143 rushing yards in 30-17 victory at Oakland, Oct. 18...Part of line that didn't permit a sack, paving the way for season-high 174 rushing yards in 40-0 win vs. Miami, Oct. 26...Part of line that paved way for 139 rushing yards and two TDs in 23-16 win vs. Houston, Nov. 27...In 60th-consecutive game, played for a line that protected Flacco, allowing zero sacks and helped Ravens produce season-high in points (44) vs. Detroit. Dec. 3...Protected Flacco, allowing him to complete 26 of 42 passes for season-high 288 yards and a TD in 27-10 win at Cleveland, Dec. 17. **2016** – Played in all 16 games with three starts...Part of a line that protected Flacco, allowing him to register a career-high 64.9 completion percentage (436-of-672) and throw for team-record 4,317 yards...Played tight end in several games for the Ravens for blocking purposes...Started at left tackle for an injured Ronnie Stanley and was part of an offensive line that helped generate 130 rushing yards vs. Oakland, Oct. 2...Started at right tackle for an injured Rick Wagner and protected Flacco, allowing him to record his 28th-career 300- yard passing game (307 yards) at N.Y. Giants, Oct. 16. **2015** – Appeared in all 16 games with eight starts...Played for an O-line that permitted the NFL's third-fewest sacks (24) and helped produce a then-single-season franchise record 4,271 net passing yards (eighth in the league)...Started at left tackle in place of Eugene Monroe and played every snap for an offense that gained then the sixth-most net yards (493) in team history at Oakland, Sept. 20...Started at left tackle for an O-line that did not allow a sack and helped Flacco throw for 362 yards, including 186 to wide receiver Steve Smith Sr. (third in team history), vs. Cincinnati, Sept. 27...Started at left tackle for an offense that produced 191 rushing yards in the 23-20 OT win at Pittsburgh, Oct. 1...Helped block for RB Justin Forsett, who carried the ball a career-high 27 times for 150 yards (second-most in his career)...Started at left tackle, helping Flacco complete 25 of 37 passes for 319 yards, one TD and a season-high 103.3 rating, in the 29-26 victory vs. San Diego, Nov. 1. Helped block on Flacco's 1-yard TD run, giving the Ravens a 26-23 fourth-quarter lead...Started at left tackle for an offensive line that did not permit a sack in the 33-27 victory at Cleveland, Nov. 30... Played on special teams after starting at jumbo tight end in 20-17 win vs. Pittsburgh, Dec. 12, and vs. Kansas City, Dec. 20. **2014** – Appeared in all 16 games with five starts in regular season and started both postseason contests after making the roster as a rookie free agent...Made five starts (at left tackle) for an offense that at the time established team single-season records in yards (5,838) and points scored (409)...Helped Flacco establish career-highs in passing yards (3,986, since broken) and TD passes (27)...Started first-career game at left tackle (Monroe) for an offense that posted 454 total yards and five TDs vs. Carolina Sept. 28...Helped Flacco throw for 327 yards and three TDs for a then-franchise-record 137.4 QB rating...Started at left tackle for an offense that gained 475 yards and racked up six TDs at Tampa Bay, Oct. 12...Helped protect Flacco, allowing him to complete 75% of his passes (21-of-

OWNER

FOOTBALL

ADMINISTRATION

RECORDS

HISTORY

28) for 306 yards and a franchise-record-tying five TDs and a team-record 149.7 QB rating...Also helped Forsett rush for his third-career 100-yard game (111 yards)... Started both postseason games at left tackle (for an injured Monroe), helping produce 727 net yards and 61 points...Started at left tackle, helping Forsett rush for 129 yards (third most in Ravens postseason history) and Flacco throw for a postseason franchise-record four TDs in the Divisional Playoff at New England, 1/10/15.

**COLLEGE** – Played in 50 games (school-record-tying 48 starts) at North Carolina, where he was a two-time first-team All-ACC, two-time second-team All-ACC and Freshman All-America selection (Rivals.com, Phil Steele and *The Sporting News*)... Earned first-team All-ACC honors as a senior in 2013 after starting all 13 games at left tackle...Received first-team (coaches) and second-team (media) All-ACC accolades after helping the Tar Heels set school records in total offense, scoring and passing yards...Part of the ACC-leading and NCAA's No. 9-ranked O-line that allowed 11 sacks (0.92 per game)...Graduated with a degree in exercise and sport science.

**PERSONAL** – Prepped at Plainfield (In.) HS, where he was a two-time first-team All-Conference, All-Area and All-State honoree...Received Area Player of the Year recognition and ranked as the No. 10 overall player in the country and the No. 2 offensive tackle by Rivals.com as a senior...Participated in the Raven's KaBoom! playground build in the Douglass Homes neighborhood alongside teammates in 2018...Joined teammates to sign autographs and play games during the Ravens' A Purple Evening, the team's annual event dedicated to female fans in 2017...Served as a celebrity shopper during teammate Benjamin Watson's Big BENefit Holiday Shopping Event in 2017...Attended Gridiron Halloween party to benefit Goodwill Industries of the Chesapeake in 2015.

## JAMES HURST

**Games Played/Started: Baltimore** — (2014, 16/5); (2015, 16/8); (2016, 16/3); (2017, 16/16); (2018, 10/10); (2019, 16/2)  
**New Orleans** — (2020, 12/5) **NFL Totals: 102/49**

### POSTSEASON

**Games Played/Started: Baltimore** — (2014, 2/2); (2018, 1/1); (2019, 1/0) **New Orleans** — (2020, 2/0) **NFL Totals: 6/3**

## VETERANS



### MALCOLM JENKINS

27  
S

HEIGHT: 6-0 • WEIGHT: 204

COLLEGE: OHIO STATE

NFL EXPERIENCE: 13

JOINED SAINTS: UFA-20 (PHI)

BORN: 12/20/87

**NFL CAREER** – Returning to New Orleans in 2020, where he first established himself as one of the NFL's most intelligent and instinctive defensive backs, Malcolm Jenkins is one of only two safeties in team history to have been selected as an *AP* All-Pro. Entering 2021, his six career interception returns for touchdowns are tied for third in the NFL since 2009. The Piscataway, N.J. native's a veteran of 12 NFL seasons, playing his first five in New Orleans and the next six with the Philadelphia Eagles before returning to New Orleans in 2020. Since being selected in the first round (14th overall) out of Ohio State by New Orleans in the 2009 NFL Draft, Jenkins has played in 183 career regular season games with 175 starts and has career totals of 1,205 tackles (858 solo), 12 sacks, 20 interceptions, 125 passes defended, 16 forced fumbles, 10 fumble recoveries and 44 special teams stops. He has played in 14 career postseason contests with 12 starts and has recorded 87 tackles (62 solo), 2.5 sacks and eight passes defended. In his first season back in New Orleans in 2020, the durable Jenkins started all 16 regular season games at safety for the seventh straight season and finished with 91 tackles (69 solo), good for second on the team, a career-high tying three interceptions, two sacks, ten passes defended, one fumble recovery and one forced fumble. He added 14 stops and three passes defended in two postseason contests. During his tenures with the Saints and Eagles, Jenkins has been one of the most socially conscious and community-minded players in the NFL.

**CAREER TRANSACTIONS** – Agreed to terms with New Orleans on a four-year contract, 3/18/20; Declared free agent by Philadelphia, 3/17/20; Re-signed by Philadelphia to a contract extension, 3/22/16; Signed by Philadelphia to a three-year contract (UFA-NO); Placed on Injured Reserve by New Orleans, 12/15/12; Signed to a five-year contract by New Orleans, 8/10/09; Selected by New Orleans in the first round (14th overall) of the 2009 NFL Draft.

**HONORS** – **2018:** Pro Bowl; **2017:** Pro Bowl; **2016:** Byron "Whizzer" White Award; **2015:** Pro Bowl; **2011:** USA Football All-Fundamentals Team; Jim Finks Good Guy Award (cooperation with local media); Saints Man of the Year (Club nominee for Walter Payton Man of the Year); **2010:** *Associated Press* second-team All-Pro; *USA Today* All-Joe; NFC Defensive Player of the Week (Weeks 12 and 14); GMC Never Say Never Moment of the Week (Week 12).

**2020** – Voted as one of three season-long defensive captains along with Demario Davis and Cameron Jordan...Started all 16 games in his first season back in New Orleans and finished second on the team with 91 tackles (69 solo), a career-high tying three interceptions, a career-high tying 2.5 sacks, 10 passes defended, one fumble

OWNER

FOOTBALL

ADMINISTRATION

RECORDS

HISTORY

recovery and one forced fumble. He added 14 stops and three passes defended in two postseason contests...Recorded a postseason career-high 11 tackles (eight solo) and three passes defended in NFC Divisional Playoff vs. Tampa Bay, 1/17/21... Finished with three tackles (two solo) in the NFC Wild Card Playoff vs. Chicago, 1/10/21...Recorded four tackles, a pass defense (the 125th of his career), and an interception at Carolina, 1/3/21. Moved his season total to 10 pass breakups for the seventh consecutive season and three picks, which matches his career-best set in 2014 and 2016...Finished with seven total tackles (six solo), a forced fumble and a split sack vs. Minnesota, Dec. 25. Entering with 1,194 total stops, Jenkins recorded the 1,200th tackle of his career...Finished second on team with season-high 13 tackles (ten solo), his first game of the season with double digit stops, vs. Kansas City, Dec. 20...Finished with five tackles (four solo) and a fumble recovery at Philadelphia, Dec. 13...Finished with three solo tackles at Atlanta, Dec. 6...Recorded five tackles (four solo) at Denver, Nov. 29... Finished with three tackles (two solo) vs. Atlanta, Nov. 22...Recorded an interception for second consecutive game. Had recorded interceptions in consecutive games one other time in his career, recording interceptions in Weeks 2, 3, and 4 of 2014, as a member of the Eagles. Added four tackles (two solo) and two pass defenses, marking his 23rd career game with multiple pass defenses and second such game in 2020 vs. San Francisco, Nov. 15...Played in his 175th career game, recording his first interception since Week 12 of 2018, as a member of the Eagles, and tied for team lead with five tackles at Tampa Bay, Nov. 8...Tied for the team lead with eight tackles (five solo) at Chicago, Nov. 1. Added his first sack of the season and two passes defended...Led Saints with nine tackles (eight solo), vs. Green Bay, Sept. 27... Recorded six tackles (three solo) and a pass breakup vs. Tampa Bay, Sept. 13. **2019** – Started all 16 games in his final season in Philadelphia and led team with 118 tackles (82 solo), a career-high-tying 2.5 sacks, 12 passes defended, a career-high four forced fumbles, a fumble recovery, two special teams tackles and a blocked field goal...In NFC Wild Card Playoff vs. Seattle, 1/5/20, posted ten tackles (seven solo) and sacked Russell Wilson for seven-yard loss in the fourth quarter...Forced career-high fourth fumble of season against Daniel Jones in the fourth quarter at N.Y. Giants, Nov. 29, to go with nine tackles (eight solo) and two passes defended...Recovered a fumble in the third quarter of the 17-9 victory vs. Dallas, Dec. 22, along with eight tackles (five solo)...Combined for six tackles, including one stop for loss, while adding two passes defended and one forced fumble in the 23-17 overtime victory vs. N.Y. Giants, Dec. 9...Led Eagles' 6.0-sack performance with a career-high 2.0 quarterback takedowns of Wilson vs. Seattle, Nov. 24...Registered his second forced fumble of 2019 to go with 11 tackles (season-high nine solo) at Minnesota, Oct. 13...Blocked a 44-yard field goal attempt by Matt Prater and also posted eight tackles (five solo) and one pass defended vs. Detroit, Sept. 22...Forced a fumble and added four tackles (two solo), at Atlanta, Sept. 15. **2018** – Started all 16 games for Eagles and earned his third career Pro Bowl nod as he led team with 136 tackles (103 solo), one sack, one interception, 11 passes defended, three forced fumbles, one fumble recovery and four special teams stops... In two postseason starts, made 18 tackles (13 solo)...Totaled 11 tackles (eight solo) in NFC Divisional Playoff loss at New Orleans, 1/13/19...Totaled career-high-tying 14 tackles (10 solo) in the 30-23 victory at Los Angeles Rams, Dec. 16...Recorded eight tackles (six solo), an interception, three passes defended and a forced fumble in the 25-22 win vs. N.Y. Giants, Nov. 25. Intercepted Eli Manning at the Philadelphia two-



## 2020 GAME BY GAME



### DEFENSE

Date	Opp.	GP	ST	SOLO	AST	TOT	SACK / YDS	INT / YDS	PD	FF	FR
9/13	TB	X	X	3	3	7	0 / 0	0 / 0	1	0	0
9/21	@LV	X	X	4	3	7	1 / 13	0 / 0	1	0	0
9/27	GB	X	X	8	1	9	0 / 0	0 / 0	0	0	0
10/4	@DET	X	X	5	0	5	0 / 0	0 / 0	1	0	0
10/12	LAC	X	X	3	2	5	0 / 0	0 / 0	1	0	0
10/25	CAR	X	X	1	1	2	0 / 0	0 / 0	0	0	0
11/1	@CHI	X	X	5	3	8	1 / 9	0 / 0	2	0	0
11/8	@TB	X	X	5	0	5	0 / 0	1 / 1	1	0	0
11/15	SF	X	X	2	2	4	0 / 0	1 / 9	2	0	0
11/22	ATL	X	X	2	1	3	0 / 0	0 / 0	0	0	0
11/29	@DEN	X	X	4	1	5	0 / 0	0 / 0	0	0	0
12/6	@ATL	X	X	3	0	3	0 / 0	0 / 0	0	0	0
12/13	@PHI	X	X	4	1	5	0 / 0	0 / 0	0	0	1
12/20	KC	X	X	10	3	12	0 / 0	0 / 0	0	0	0
12/25	MIN	X	X	6	1	7	0 / 0	0 / 0	0	1	0
1/3	@CAR	X	X	4	0	4	0 / 0	1 / 48	1	0	0
2020 Season		16	16	69	22	91	2 / 22	3 / 58	10	1	1

yard line and returned the ball 25 yards to the Philadelphia 27 at the end of the second quarter...Recovered a fumble forced by Avonte Maddox and returned the ball 11 yards in the win at Jacksonville, Oct. 28, adding seven solo tackles and two passes defended...Punched ball out of Mike Evans' hands to go with nine tackles (five solo) at Tampa Bay, Sept. 16. **2017** – Earned his second career Pro Bowl nod after finishing the regular season with a team-high 119 tackles, to go with one sack, two interceptions, 12 passes defended, one forced fumble, one fumble recovery, eight special teams stops and one blocked field goal...Led the Eagles with three passes defended in Super Bowl LII vs. New England, 2/4/18, which tied a single-game career-high...With Raiders threatening to break a 10-10 tie late in the fourth quarter vs. Oakland, Dec. 25, ripped the ball away from Jalen Richard and recovered fumble...Blocked second career field goal in fourth quarter at N.Y. Giants, Dec. 17, to preserve Philadelphia's lead in an eventual 34-29 win that secured a first round bye. **2016** – For Philadelphia, posted 114 tackles (82 solo), one sack, three interceptions returned 98 yards with two touchdowns, adding 13 passes defended, a forced fumble and three special teams stops...Posted two picks, returned 34 yards, including one for a TD and three passes defended in 19-5 win vs. N.Y. Giants, Dec. 22...Recovered a fumble in 21-10 win vs. Minnesota, Oct. 23. **2015** – In second season with Eagles, posted 120 tackles (92 solo), two interceptions, including a 99-yard return for a TD, a career-high 15 passes defended, three forced fumbles, one fumble recovery and nine special teams stops...Returned Tom Brady pass 99 yards for a TD in 35-28 win at New England, Dec. 6...Forced two fumbles in 24-17 win at N.Y. Jets, Sept. 27...Forced a fumble in 27-7 victory at N.Y. Giants, Oct. 19. **2014** – In first season in Philadelphia, posted 113 tackles (68 solo), three interception returns for 67 yards, including a 53-yard touchdown, 14 passes defended, one fumble recovery, four special teams stops and one coverage forced fumble...Posted each of his picks in Weeks Two-Four. **2013** – Voted by teammates as one of two season-long team defensive team captains along with Curtis Lofton. Started all 14 games he appeared in and recorded 69 tackles (46 solo), a career-high 2.5 sacks, two interceptions, six passes defended, two forced fumbles and one special teams stop. Started both postseason contests



and made 12 tackles (five solo)...Forced fumble in second quarter of opener vs. Atlanta, Sept. 8, that was recovered by Roman Harper at midfield and advanced to the Falcons 31, setting up a game-tying touchdown three plays later...Had a third quarter interception at Tampa Bay, Sept. 15...Had a sack and forced fumble of Jay Cutler in the first quarter at Chicago, Oct. 6...Had 1.5 takedowns of Brady at New England, Oct. 13...Dec. 8, vs. Carolina, posted a season-high nine tackles (seven solo)...Intercepted Cam Newton in rematch at Carolina, Dec. 22. **2012** – Voted by teammates as one of three season-long team defensive captains along with Harper and Jonathan Vilma. Started all 13 games he appeared in at free safety, missing the final three contests (hamstring) and finished tied for third on team with 95 tackles (70 solo), five passes defended, a blocked field goal and an interception returned 55 yards for a TD...Totaled nine stops (seven solo) at Carolina, Sept. 16...Posted nine tackles (seven solo) and a pass defended vs. Kansas City, Sept. 23...Recorded nine tackles (eight solo) for third consecutive week at Green Bay, Sept. 30...Registered 11 stops (nine solo), including a third quarter touchdown-saving tackle in which he chased down Vincent Jackson at the one-yard line following a 95-yard gain that set up a successful goal-line stand at Tampa Bay, Oct. 21...Totaled 13 tackles (seven solo) vs. Philadelphia, Nov. 5...Totaled seven stops (six solo) and an interception of Carson Palmer that he returned 55 yards for a TD, the second interception return for a score in his career at Oakland, Nov. 18...Contributed seven tackles (four solo), a pass defended and fourth quarter blocked field goal vs. San Francisco, Nov. 25...Saw action on defense and special teams at N.Y. Giants, Dec. 9, before suffering hamstring injury and being placed on Injured Reserve. **2011** – Started first 15 games at free safety, missing season finale (neck) and totaled 97 tackles (66 solo), a sack, 11 passes defended, a forced fumble and a fumble recovery. Started two postseason games and contributed seven solo tackles, a pass defended and a sack...Finished with five solo tackles and a pass defended vs. Chicago, Sept. 18...Had team-best 13 tackles and broke up team-high three passes at Tampa Bay, Oct. 16...Made eight tackles (five solo) and a pass defended and sacked A.J. Feeley and forced him to cough up ball, resulting in a recovery for a TD by Vilma at Rams, Oct. 30...Recorded 11 tackles (seven solo) and made a key overtime stop on fourth-and-one that helped set up the game-winning field goal at Atlanta, Nov. 13...Registered seven tackles (six solo) and one pass defended vs. N.Y. Giants, Nov. 28...Totaled nine solo tackles and a pass defense at Tennessee, Dec. 11...Recorded a solo tackle, two passes defended and a fumble recovery he returned 30 yards for a touchdown vs. Atlanta, Dec. 26...Registered five solo tackles, one pass defended, and his first career postseason sack in NFC Divisional Playoff at San Francisco, 1/14/12. **2010** – Started all 15 regular season games he played in, 12 at free safety and three at cornerback due to injuries in the secondary. Finished second in defensive backfield with 82 tackles (56 solo), two interceptions to tie for team lead, one returned for a TD, one sack, a club-best 11 passes defended, one forced fumble and two fumble recoveries. Named NFC Defensive Player of the Week twice in three-weeks following weeks 12 and 14, the most weekly conference honors by a Saints defender in a season since 2001...In first start at new position in NFL opener vs. Minnesota, Sept. 9, made five tackles with one pass defended...At San Francisco, Sept. 20, helped avert potential score when he recovered a fumble forced by Vilma at the Saints three-yard line and added eight stops (five solo)...Vs. Carolina, Oct. 3, fourth quarter sack for a four-yard loss set up a fourth-and-16, putting panthers out of field goal range to preserve 16-13 win...

Shifted back to corner due to secondary injuries vs. Cleveland, Oct. 24, and finished with team-best nine stops (seven solo)...In second start of season at old position vs. Pittsburgh, Oct. 31, posted seven tackles with team-high three passes defended...Returned from missing game (neck) vs. Seattle, Nov. 21, to make one of the season's most spectacular plays at Dallas, Nov. 25. Stripped Roy Williams of the ball at Saints' 11-yard line with just over three minutes left to get the offense the ball back to set up the game-winning drive...Second quarter 96-yard interception return for a touchdown vs. St. Louis, Dec. 12, gave New Orleans a 21-6 lead. Added another pick in the red zone in second half for five yards, making his 105 return yards second-most in club history, also adding five tackles (four solo) and a pass defense...Knee injury suffered in regular season finale vs. Tampa Bay, 1/2/11, caused him to miss NFC Wild Card Playoff at Seattle. **2009** – Played in 14 regular season games with six starts at cornerback, missing two (ankle) and recorded 51 tackles (41 solo) with an interception and five passes defended. Special teams standout made nine tackles, forcing two fumbles and recording one recovery. In postseason, appeared in two games (inactive for NFC Championship with hamstring injury) and registered five tackles (four solo), one pass defended and one special teams stop...Made NFL debut in opener vs. Detroit, Sept. 13, on defense and special teams, saving a touchdown on a long kickoff return with tackle inside the New Orleans 20-yard line...Stripped the ball from Ellis Hobbs on a kickoff return, which was recovered and helped set up a quick touchdown at the beginning of the second half in addition to one defensive tackle at Philadelphia, Sept. 20...Made another big play on special teams at Buffalo, Sept. 27, when he forced punt returner Roscoe Parrish to fumble on a punt return and he recovered it, setting up the go-ahead field goal, adding one defensive tackle...Recorded one defensive stop and one special teams tackle, also downing a punt at the two-yard line vs. Carolina, Nov. 8...Registered four tackles and two passes defended in his most extensive defensive action to date and made a key block on Courtney Roby's third quarter 97-yard kickoff return for a TD at Rams, Nov. 15...Made first career start in place of injured Tracy Porter at Tampa Bay, Nov. 22, and intercepted a second quarter pass for first NFL pick, finishing with eight tackles (four solo) and a pass defended...Started and made nine tackles vs. Tampa Bay, Dec. 27...In Super Bowl XLIV, played in nickel package, making four solo tackles, a pass defended and a special teams stop.

**COLLEGE** – A consensus All-American as senior in 2008, Jenkins was honored with the Jim Thorpe Award, recording a career-high 57 tackles, three forced fumbles, three interceptions, two blocked punts and a sack...An All-Big 10 selection his final three years, departed with 11 interceptions, including two he returned for TDs...Started 45-of-49 career games and totaled 196 stops, 18 passes defended, three blocked punts and four forced fumbles...As a junior in 2007, an All Big-Ten first-team choice, second-team *Associated Press* All-American and Thorpe Award semifinalist...Earned first-team All-American honors from several publications...Started all 13 games and led secondary with 44 tackles (27 solo). Tied career-high with four interceptions for 53 yards in returns, including a touchdown. Had 23-yard interception return vs. LSU in BCS Championship at the Superdome...As sophomore in 2006, a first-team All-Big Ten selection, starting all 13 games, posting 55 tackles (40 solo) and four interceptions for 99 yards in returns, including a 61-yard TD vs. Penn State. Added four passes defended, a forced fumble and a blocked punt...Graduated with a bachelor's degree in communications.

**PERSONAL** – Attended Piscataway (N.J.) HS, where he led the team to three consecutive state titles playing wide receiver and defensive back...A senior All-State and All-American selection...Also excelled at track, winning the state title in the 400-meter dash as a junior...Took third place in 200-meters as a junior and finished third in the hurdles as senior at state meet...A leader in the Omega Psi Phi fraternity... During first Saints tenure, made a positive impact not only on the football field, but also as an agent of change in the New Orleans community. Recognizing the many challenges confronting youth today, in 2010 Jenkins launched the Malcolm Jenkins Foundation to effectuate positive change in the lives of youth, particularly those in underserved communities; by providing resources, innovative opportunities and experiences that will help them succeed in life and become contributing community members. The foundation offers several programs in New Orleans, his home state of New Jersey, his college state of Ohio and Philadelphia to enhance life performance through both academics and athletics...Through his Project REWARDS program, offered Life Skills, Mentoring and Scholarships to 200 youth grades 9-12 in an after-school setting in partnership with the Urban League of Greater New Orleans College Track program. Most students involved are and will be the first in their families to attend college...In New Orleans alone, since 2012, the foundation's scholars program has awarded more than \$128,000 in scholarships, of which 70% of the scholars are first-generation college students...Some other causes he supported through the foundation in his first Saints stint included Super Baskets of Hope, a "Supermarket Sweep" at a local supermarket to raise money for the hungry as well as a wine tasting event at City Park...Active in community outreach in New Orleans working to discourage and prevent violence...In 2017, co-founded the Players Coalition to organize a group of NFL players' fight for racial and social equality...After being named to 2011 USA Football All-Fundamentals Team, donated \$1,500 equipment grant to his high school...Awarded by the Ohio State Alumni Association the 2012 Jesse Owens Influential Athlete Award, given to an African-American alumnus and former student-athlete who exemplifies great character and talent, demonstrates exceptional professional success and continues to reflect the highest qualities of a consummate athlete and humanitarian...Was the 2013 winner of the John Wooten Professional Leadership Award, recognizing a lifetime commitment to service and unparalleled leadership on and off the field...In 2019, he was nominated for the NFL Walter Payton Man of the Year Award for the third time and was the recipient of the 2017 NFLPA Byron "Whizzer" White Award for extraordinary philanthropic and on-field performance.

OWNER

FOOTBALL

ADMINISTRATION

RECORDS

HISTORY

## MALCOLM JENKINS

OWNER

FOOTBALL

ADMINISTRATION

RECORDS

HISTORY

Year	Team	GP	GS	Tot	TACKLES			Yds	INTERCEPTIONS					FUMBLES		
					Solo	Asst	Sk		No	Yds	Lg	TD	PD	FF	FR	Yds
2009	New Orleans	14	6	51	41	10	0.0	0.0	1	14	14	0	5	0	0	0
2010	New Orleans	15	15	82	56	26	1.0	4.0	2	105	96t	1	11	1	2	0
2011	New Orleans	15	15	97	66	31	1.0	10.0	0	0	0	0	11	1	1	30
2012	New Orleans	13	13	95	70	25	0.0	0.0	1	55	55t	1	5	0	0	0
2013	New Orleans	14	14	69	46	23	2.5	12.5	2	35	31	0	6	2	0	0
2014	Philadelphia	16	16	113	68	45	0.0	0.0	3	67	53t	1	14	0	1	0
2015	Philadelphia	16	16	120	92	28	0.0	0.0	2	99	99t	1	15	3	1	0
2016	Philadelphia	16	16	114	82	32	1.0	10.0	3	98	64t	2	13	0	1	0
2017	Philadelphia	16	16	119	83	36	1.0	8.0	2	0	0	0	12	1	1	0
2018	Philadelphia	16	16	136	103	33	1.0	6.0	1	25	25	0	11	3	1	0
2019	Philadelphia	16	16	118	82	36	2.5	19.0	0	0	0	0	12	4	1	0
2020	New Orleans	16	16	91	69	22	2.5	25.5	3	58	0	0	10	1	1	0
NFL Totals		183	175	1,205	858	347	12.5	94.5	20	556	99t	6	125	16	10	30

**ADDITIONAL STATISTICS:** Special Teams Tackles — (2009, 9); (2010, 4); (2013, 1); (2014, 4); (2015, 9); (2016, 3); (2017, 8); (2018, 4); (2019, 2) **Total: 44;** Special Teams Forced Fumbles — (2009, 2); (2014, 1) **Total: 3;** Special Teams Fumble Recoveries — (2009, 1) **Total: 1 Blocked Field Goals** — (2012, 1); (2017, 1); (2019, 1) **Total: 3.**


**CAREER HIGHS:** Tackles — 14 2x, last at L.A. Rams (12/16/18); Sacks — 2, vs. Seattle (11/24/19); Interceptions — 2 (2x), last vs. N.Y. Giants (12/22/16); Passes Defensed — 3 (9x), last vs. N.Y. Giants (12/22/16); Forced Fumbles — 2, at N.Y. Jets (9/27/15); Fumble recoveries — 1 (10x), at Philadelphia (12/13/20).

## POSTSEASON

Year	Team	GP	GS	Tot	TACKLES			Yds	INTERCEPTIONS					FUMBLES		
					Solo	Asst	Sk		No	Yds	Lg	TD	PD	FF	FR	Yds
2009	New Orleans	2	0	5	4	1	0.0	0.0	0	0	0	0	1	0	0	0
2011	New Orleans	2	2	7	7	0	1.0	13.0	0	0	0	0	1	0	0	0
2013	New Orleans	2	2	12	5	7	0.0	0.0	0	0	0	0	0	0	0	0
2017	Philadelphia	3	3	21	16	5	0.0	0.0	0	0	0	0	3	0	0	0
2018	Philadelphia	2	2	18	13	5	0.0	0.0	0	0	0	0	0	0	0	0
2019	Philadelphia	1	1	10	7	3	1.0	7.0	0	0	0	0	0	0	0	0
2020	New Orleans	2	2	14	10	4	0.0	0.0	0	0	0	0	3	0	0	0
NFL Totals		14	12	87	62	25	2.0	20.0	0	0	0	0	8	0	0	0

**CAREER HIGHS:** Tackles — 11, vs. Tampa Bay (1/17/21); Solo tackles — 8 (3x), last vs. Tampa Bay (1/17/21); Sacks — 1 (2x), last vs. Seattle (1/5/20); Passes Defensed — 3 (2x), vs. New England (2/4/18) and vs. Tampa Bay (1/17/21).

## VETERANS



**JUWAN  
JOHNSON**

HEIGHT: 6-4 • WEIGHT: 231

COLLEGE: OREGON

JOINED SAINTS: FA-20

NFL EXPERIENCE: 2

BORN: 9/13/96

**83  
WR**

**NFL CAREER** – This former Penn State and Oregon wideout was signed by the Saints in 2020 following the NFL Draft and successfully transitioned into the pro game without the benefit of in-person offseason workouts or meetings. In his first season, he appeared in seven games with four starts and finished with four receptions for 39 yards. In 2021, Johnson looks to continue to develop and build off his first campaign of NFL playing experience.

**CAREER TRANSACTIONS** – Signed to active roster from practice squad, 12/19/20; Elevated to active roster, 12/12/20; Elevated to active roster, 12/5/20; Elevated to active roster, 10/31/20; Elevated to active roster, 10/24/20; Agreed to terms on a practice squad contract, 9/6/20; Waived, 9/5/20; Agreed to terms with Saints, 4/27/20.

**2020** – Played in seven games with four starts during his rookie campaign with the Black and Gold...Totaled four receptions for 39 yards (9.8 avg)...Made debut, starting and seeing action on special teams vs. Carolina, Oct. 25...At Chicago, Nov. 1, caught his first career pass, a 5-yard grab from QB Drew Brees...Recorded a key first-down pickup from QB Taysom Hill to bring the ball to the Eagles 39-yard line on a 11-yard reception on a touchdown drive at Philadelphia, Dec. 13...Contributed on offense and special teams and caught a pass for a gain of 19 yards from Brees vs. Minnesota, Dec. 25.

**COLLEGE** – Played as a graduate transfer at Oregon in 2019 after playing at Penn State from 2016-18...In four college seasons, played in 47 games and recorded 111 receptions for 1,590 yards and six touchdowns...In 2019, played in the final ten games for the ducks after missing the first four with a calf injury and recorded 30 receptions for 467 yards (15.6 avg.) and six touchdowns, finishing second on the team with eight grabs over 20 yards...As a Penn State junior in 2018, played in ten games and made seven starts, finishing with 25 catches for 352 yards and a TD...As a sophomore, started all 13 games and finished seventh in the Big Ten in receptions (54) and receiving yards (701)...As a redshirt freshman, appeared in all 14 games, primarily on special teams and ranked second on the team with nine coverage stops, including eight on kickoff return, one blocked punt and two receptions for 70 yards...Graduated in 2018 from Penn State with a bachelor's degree in telecommunications.

**PERSONAL** – Consensus four-star and top 200 prospect by ESPN, Rivals and 247Sports at Glassboro (N.J.) HS...Tabbed the top wide receiver in New Jersey by every scouting service...Rated No. 115 overall prospect and No. 12 wide receiver in the country in the final 247Sports composite rating...Ranked No. 128 player in nation

OWNER

FOOTBALL

ADMINISTRATION

RECORDS

HISTORY



## VETERANS

and No. 13 wideout by 247Sports...Played in Army All-American Bowl and advanced to Nike's "The Opening" Finals in Eugene, Ore....Recorded 42 catches for 804 yards and nine touchdowns as well as two rushing TDs as a senior in 2014...Made 22 stops at DB...Also played basketball...Younger brother of former Saints DE George Johnson, who enjoyed a seven-year NFL career from 2011-17, closing out his tenure with the Black and Gold in 2017.

### JUWAN JOHNSON

Year	Team	GP	GS	RECEIVING				
				No	Yds	Avg	Lg	TD
2020	New Orleans	7	4	4	39	9.8	19	0
NFL Totals		7	4	4	39	9.8	19	0

**CAREER HIGHS:** Receptions — 1 (4x), last vs. Carolina (1/3/21); Receiving Yards — 19, vs. Minnesota (12/25/20); Long Reception — 19, vs. Minnesota (12/25/20); TD Receptions — 0.



## CAMERON JORDAN

94  
DE

HEIGHT: 6-4 • WEIGHT: 287

COLLEGE: CALIFORNIA

JOINED SAINTS: D1A-11

NFL EXPERIENCE: 11

BORN: 7/10/89

**NFL CAREER** – Jordan enjoyed another successful campaign in 2020 with 51 tackles, 7.5 sacks, 11 tackles for loss, 16 quarterback hits, three passes defended and one forced fumble as he was selected to his sixth overall Pro Bowl and fourth consecutive. He finished 2020 with 94.5 career sacks, ranking second on the club's all-time sack list. The first defensive lineman in team record books and second Saint overall to record at least 7.5 sacks in nine different seasons (LB Rickey Jackson: 1983-97, 1989, 1991-93), the only to do so in nine straight campaigns and is just the fourth player in franchise history to record at least five seasons with double-digit sack totals (12.5-2013, 10.0-2015, 13.0-2017, 12.0-2018 and 15.5-2019), joining Jackson (six seasons) and DE Wayne Martin and LB Pat Swilling (five seasons). Jordan's nine consecutive seasons of at least 7.5 sacks is the current longest streak in the National Football League. He has also registered multiple sacks in a game (1.5 or more) 22 times in his career, with 12 of those coming against teams from the NFC South (seven vs. Atlanta; four vs. Tampa Bay; one vs. Carolina). Jordan is one of three defensive linemen to register at least 45 passes defended since 2011. An explosive and physical defensive end, the former University of California standout possesses the combination of size, speed and strength to play end in either a 3-4 or 4-3. Jordan has appeared in 160 games with 159 starts, posting career totals of 608 stops (381 solo), 94.5 quarterback takedowns, two interceptions, 52 passes defended, 11 forced fumbles, ten fumble recoveries and one blocked kick. He's also appeared in 11 (ten starts) career postseason games, tallying 42 tackles (32 solo), 5.5 sacks and five passes defended, the club's all-time leader in takedowns in the playoffs.

**CAREER TRANSACTIONS** – Signed by New Orleans to a three-year contract extension, 6/12/19; Signed by Saints to a five-year contract extension, 6/2/15; Signed by Saints to a four-year contract, 8/2/11; Selected by Saints in the first round (24th overall) of the 2011 NFL Draft.

**HONORS** – **2020:** NFC Defensive Player of the Month (November); Pro Bowl; PFWA All-NFC; **2019:** 2010s NFL All-Decade Team (Pro Football Hall of Fame Selectors); **2019:** NFC Defensive Player of the Week (Week 13); Pro Bowl (starter); AP second-team All-Pro; *The Sporting News* All-Pro; PFWA All-NFL and All-NFC; **2018:** Pro Bowl; AP Second-team All-Pro; PFWA All-NFC; **2017:** NFC Defensive Player of the Week (Week Six); NFC Defensive Player of the Month (November); Pro Bowl; First-team All-Pro (AP and *The Sporting News*); PFWA All-NFL and All-NFC; New Orleans Saints Man of the Year (club nominee for NFL Walter Payton Man of the Year); **2015:** Pro Bowl; **2013:** Pro Bowl.

**2020** – After being chosen as a defensive captain for the sixth consecutive season, Started all 16 regular season games for the ninth straight campaign and finished with

## VETERANS

7.5 sacks and added 51 tackles (34 solo), 16 quarterback hits, 11 tackles for loss, three passes defended and one forced fumble...Added nine tackles (eight solo) in two postseason contests...Named NFC Defensive Player of the Month in November for the second time in his career and to his sixth Pro Bowl...Recorded four tackles (three solo) and one sack of Lions QB Matthew Stafford at Detroit, Oct. 4. Surpassed T/G Jim Dombrowski for the longest consecutive regular season games played streak in franchise history with 148...Posted season-high and team-high tying ten tackles (team-high five solo) and split a sack with DE Trey Hendrickson, making Chargers QB Justin Herbert, the 34th player he's dropped vs. L.A. Chargers, Oct. 12...Started and appeared in his 150th career game, posting two tackles (one solo), helping lead a run-stopping effort where New Orleans gave up only 37 rushing yards on 14 carries (2.6 avg.) vs. Carolina, Oct. 25...Started 150th consecutive game at LDE and finished with three tackles (two solo) and a sack at Chicago, Nov. 1...Played in his 152nd career game, surpassing Dombrowski for 13th in club record books in games played and started at LDE at Tampa Bay, Nov. 8...Had four solo tackles and three sacks for 14 yards lost vs. Atlanta, Nov. 22. With 21 sacks against Atlanta, Jordan became the 12th player in NFL history to have 20 sacks against an opponent, the 21 the most against any opponent QB. With 92.5 sacks, moved into the top 50 all-time in 48th place. It was also Jordan's fourth career game with at least three takedowns, three against the Falcons...Finished with two solo tackles and a sack of Broncos WR Kendall Hinton who started at quarterback at Denver, Nov. 29...Recorded two solo tackles, surpassing the 600 tackle mark for his career. Jordan, DT David Onyemata and DE Trey Hendrickson were the first trio of Saints defenders to post at least 5.5 sacks each since 2006 when DE Will Smith had 10.5, DE Charles Grant 6 and DT Brian Young, had 5.5 takedowns at Atlanta, Dec 6...Recorded the 100th sack of his career (regular and postseason). Joined Jackson as only the second Saint to reach that mark and finished with three tackles and a forced fumble in the game. Added three tackles (two solo) and a forced fumble vs. Minnesota, Dec. 25...Started 145th consecutive game at LDE, dating back to the 2011 season finale vs. Carolina, surpassing Wayne Martin (9/9/91-1/2/99) for the most consecutive starts by a Saint. Finished the game with one tackle and two pass defenses. Jordan's first pass breakup, coming on the game's first offensive play, was his 50th career pass defense at Carolina, 1/3/21. **2019** – After being chosen as a defensive captain for the fifth consecutive season, started all 16 regular season games for the eighth straight campaign and ranked third in the NFL with a career-high 15.5 sacks and added 53 tackles (38 solo), 24 quarterback hits, 16 tackles for loss, three passes defended and one fumble recovery...Named to fifth Pro Bowl and earned AP All-Pro honors...His 15.5 sacks are tied for the fourth-highest total by a Saint in an single season since takedowns became an official statistic in 1982. Only La'Roi Glover (17-2000) and Pat Swilling (17-1991 and 16.5-1989) had more than him in a single season...Surpassed Wayne Martin and Swilling to move into second place all-time in club record books with 87 sacks...Had a breakout game on Thanksgiving night at Atlanta, Nov. 28, posting a career-best and franchise-high tying four sacks and six total tackles along with a pass defended, tied for the most takedowns by a player in a single game this season...Recorded his multi-sack game of season with 1.5 takedowns at Tampa Bay, Nov. 17...Posted one takedown vs. Tampa Bay, Oct. 6...Recorded five tackles and two sacks for loss of 12 yards at Jacksonville, Oct. 13...Recorded one sack and one pass defended in regular season finale at Carolina, Dec. 29...Finished with three solo tackles and one sack in NFC Wild Card Playoff loss vs. Minnesota, 1/5/20. **2018** – After being chosen as a defensive captain for the fourth consecutive season, started all 16 regular season games for the seventh straight campaign and notched 12.0 sacks, 49 tackles, one forced fumble, one fumble recovery and six passes defended,

OWNER

FOOTBALL

ADMINISTRATION

RECORDS

HISTORY

## JORDAN SACK NOTES

Cameron Jordan has posted 94.5 sacks overall. Below is a breakdown of them.

### BY CONFERENCE AND DIVISION

	Sks	Yds/Lst		Sks	Yds Lst
NFC	75.0	515.5	AFC	19.5	113.0
NFC South	44.0	292.5	AFC South	7	42.0
NFC North	12.5	89.5	AFC North	4	13.0
NFC West	10.5	80.5	AFC East	4	37.0
NFC East	8.0	53.0	AFC West	4.5	21.0

### BY TEAM

	Sks	Yds/Lst		Sks	Yds Lst
Atlanta	21.0	99.0	Cleveland	2.0	11.0
Tampa Bay	14.0	112.5	Dallas	2.0	10.0
Carolina	9.0	81.0	Washington	2.0	16.0
Arizona	4.0	30.0	Houston	2.0	15.0
L.A. Rams	4.0	37.0	Miami	2.0	19.0
Detroit	4.0	23.0	Jacksonville	2.0	12.0
Chicago	3.5	19.0	Denver	2.0	5.0
Philadelphia	3.0	21.0	New England	1.0	5.0
Minnesota	3.0	23.0	Buffalo	1.0	13.0
San Francisco	2.5	13.5	Pittsburgh	1.0	0.0
Chargers	2.5	16.0	N.Y. Giants	1.0	6.0
Green Bay	2.0	15.0	Cincinnati	1.0	2.0
Indianapolis	2.0	12.0	Tennessee	1.0	3.0

### BY QUARTERBACK

	Sks	Yds/Lst		Sks	Yds Lst
Matt Ryan	21.0	99.0	Brian Hoyer	1.0	10.0
Jameis Winston	10.0	70.5	Kyler Murray	1.0	7.0
Cam Newton	8.0	74.0	Ben Roethlisberger	1.0	0.0
Jared Goff	4.0	37.0	Jay Cutler	1.0	10.0
Matthew Stafford	4.0	23.0	Thad Lewis	1.0	13.0
Josh Freeman	3.0	23.0	Teddy Bridgewater	1.0	7.0
Carson Palmer	3.0	23.0	Eli Manning	1.0	6.0
Michael Vick	3.0	21.0	Trevor Siemian	1.0	4.0
Mitchell Trubisky	2.5	20.5	Kirk Cousins	1.0	10.0
Colin Kaepernick	2.5	13.5	Sam Bradford	1.0	5.0
Dak Prescott	2.0	10.0	Andy Dalton	1.0	2.0
Tyrod Taylor	2.0	11.0	Alex Smith	1.0	6.0
Aaron Rodgers	2.0	15.0	Tom Brady	1.0	5.0
Andrew Luck	2.0	12.0	Philip Rivers	1.0	7.0
Gardner Minshew II	2.0	12.0	Deshawn Watson	1.0	5.0
Ryan Tannehill	2.0	12.0	Will Grier	1.0	7.0
Kirk Cousins	2.0	21.0	Nick Foles	1.0	8.0
Josh McCown	1.5	9.0	Kendall Hinton	1.0	1.0
			Justin Herbert	0.5	4.0

finishing the season with 71.5 career sacks, moving him past Will Smith onto fourth place on the club's all-time sack list, leading the team in takedowns for the fourth straight season and sixth time in eight...Selected to the Pro Bowl for the fourth time, the only Saints defensive lineman to be named four times and was selected as an *AP* second-team All-Pro. In two postseason starts, collected six tackles, a sack and one pass defended...Vs. Cleveland, Sept. 16, sacked Browns QB Tyrod Taylor twice for a loss of 11 yards...Tallied five tackles (four solo), two sacks and one pass defended at Atlanta, Sept. 23...Posted two solo tackles and a sack for six-yard loss vs. Washington, Oct. 8...Registered a sack for two-yard loss at Cincinnati, Nov. 11...Notched four solo tackles and two sacks on Thanksgiving night vs. Atlanta, Nov. 22...At Dallas, Nov. 29, tallied seven tackles (three solo) and two sacks, one forced fumble and one fumble recovery as he surpassed Smith to move into fourth place in club record books in takedowns...Tallied four solo tackles and two sacks at Tampa Bay, Dec. 9 as Saints clinched second consecutive NFC South title...In NFC Divisional Playoff vs. Philadelphia, 1/13/19, recorded three solo tackles and one pass defended as the Saints held the Eagles scoreless in the final three quarters...In NFC Championship vs. L.A. Rams, 1/20/19, started at LDE and recorded three tackles (one solo) and one sack. **2017** – After being chosen as a defensive captain for the third consecutive season, started all 16 regular season games for the sixth consecutive season and tallied 13.0 sacks, a defensive line-best 62 tackles (48 solo), an interception in the end zone for a touchdown, two forced fumbles and a career-best 11 passes defended to lead NFL linemen, finishing the season with 59.5 career sacks, moving him past four players onto fifth place on the club's all-time sack list, leading the team in takedowns tied for fourth in the NFL, as he was invited to the Pro Bowl for the third time and was selected as an *Associated Press* first-team All-Pro for the first time. The consistent Jordan also became the first Saint to have six straight seasons of at least 60 tackles and 7.5 sacks. In two postseason contests, both of which he started, collected four tackles (two solo), one sack and two passes defended...At Minnesota, Sept. 11, made two tackles (two solo), one sack and one pass defended...At Carolina, Sept. 24, recorded seven tackles (three solo) and one sack...At Miami in London's Wembley Stadium, Oct. 1, played in 100th career game and recorded four solo tackles, a sack and a pass defended, part of an effort that resulted in New Orleans' first shutout since 2012 in a 20-0 blanking...Vs. Detroit, Oct. 15, started 100th career game and made five tackles, dropped Stafford twice for a 12-yard loss, picked him off in the end zone for a touchdown and deflected two passes, earning NFC Defensive Player of the Week honors for the first time in his career...Vs. Chicago, Oct. 29, posted four tackles (two solo) and a split sack. With 53.5 career sacks, moved past DL Frank Warren into fifth place on team's all-time list...Vs. Tampa Bay, Nov. 5, had seven tackles and 1.5 sacks...Vs. Washington, Nov. 19, recorded four solo tackles and added one sack...At L.A. Rams, Nov. 26, recorded four solo tackles, including two sacks and two passes defended, as key part of an effort that surrendered only 88 yards rushing and the Rams were limited to 3.5 yards per carry...Vs. NYJ, Dec. 17, posted one solo tackle and tied career-high with four passes defended, as New Orleans surrendered under 300 yards (294) for seventh time of season...Vs. Atlanta, Dec. 24, recorded three solo stops, including two sacks...In regular season finale at Tampa Bay, Dec. 31, recorded four solo tackles and one sack. Passed Wilks and moved into sole possession of ninth place on club's all-time takedown list...In NFC Wild Card Playoff vs. Carolina, 1/7/18, recorded three tackles, a sack for a nine-yard loss and postseason career-high two passes defended...In NFC Divisional Playoff vs. Minnesota, 1/14/18, started and played on special teams and recorded an assisted tackle. **2016** – Defensive team captain started all 16 games and tallied 7.5 sacks, 66 tackles (39 solo), one forced fumble and four passes defended, leading the team in



takedowns and the defensive line in stops...At NYG, Sept. 18, made seven tackles (three solo) and a sack...Vs. Atlanta, Sept. 26, recorded four tackles (one solo) and a split sack...At Chargers, Oct. 2, recorded eight tackles (four solo), a sack and a forced fumble, part of an effort that surrendered 2016-low 38 yards rushing...At San Francisco, Nov. 6, tallied three tackles (two solo) and split a sack with Vonn Bell...Vs. Denver, Nov. 13, recorded nine tackles to tie a team-high and added a sack...Vs. L.A. Rams, Nov. 27, recorded three tackles, including one sack, as a key part of a defensive effort that surrendered only 247 total net yards...At Tampa Bay, Dec. 11, posted five tackles and a split sack...At Arizona, Dec. 18, recorded three solo stops, including a sack...Vs. Tampa Bay, Dec. 24, recorded five solo tackles, a sack and a pass defended. **2015** – After being chosen as a defensive captain for the first time in his career, started all 16 games and posted 61 tackles (39 solo), ten sacks for a total loss of 67 yards, seven passes defended, a forced fumble and two fumble recoveries. Was named to his second career Pro Bowl. Sack total was tied for 15th in the NFL and tied for ninth in defensive fumble recoveries, while the season marked his second double-digit sack performance, making him just the ninth Saint to post multiple double-digit takedown campaigns...Posted three solo tackles, one sack and a fumble recovery vs. Tampa Bay, Sept. 20...Had his best game of season vs. Atlanta, Oct. 15, recording career-high-tying three sacks, seven tackles (six solo), one forced fumble and one fumble recovery...At Indianapolis, Oct. 25, posted three tackles (two solo), two sacks and three passes defended. Finished October with five sacks, the most he's recorded in single month...At Houston, Nov. 29, registered three solo tackles, one sack and one pass defended...Vs. Carolina, Dec. 6, finished with season-high 10 tackles (four solo) and a sack for a nine-yard loss...Posted three tackles (two solo) and one sack vs. Detroit, Dec. 21...In finale at Atlanta, 1/3/16, recorded four tackles (two solo), a sack of Ryan and a blocked field goal. Became ninth Saint to have multiple double-digit sack seasons. **2014** – Started all 16 games. Tallied 65 tackles to lead the defensive line, 7.5 sacks for a loss of 49 yards, one interception, five passes defended and one fumble recovery...Made 50th career start and earned first sack of the season for a seven-yard loss in the fourth quarter and posted three tackles (two solo) vs. Minnesota, Sept. 21...Recorded four stops (three solo) and two sacks of QB Aaron Rodgers vs. Green Bay, Oct. 26...Totaled five tackles (four solo) and a sack of QB Cam Newton for a nine-yard loss at Carolina, Oct. 30...Led line with five stops (three solo), a fumble recovery and a sack of QB Colin Kaepernick for a loss of nine yards, his third consecutive game with at least one takedown, four total in the span, vs. San Francisco, Nov. 9...Led the line with seven tackles (two solo) while contributing his first-career interception off a pass he tipped to himself and the team's only sack, when he dropped QB Ben Roethlisberger in the fourth quarter, while adding a career-high four passes defended at Pittsburgh, Nov. 30. Posted the first pick by a Saints defensive lineman since Will Smith at Dallas on Nov. 25, 2010...Tallied six tackles to lead the defensive line and 1.5 sacks of QB Josh McCown at Tampa Bay, Dec. 28. **2013** – Opened all 16 regular season games and both playoff contests. In the regular season, recorded 66 tackles (32 solo), a club-best 12.5 sacks for loss of 101.5 yards, including three games with multiple quarterback takedowns four passes defended, two forced fumbles and two fumble recoveries. Sack total ranked fifth in NFL and defensive fumble recovery total tied for sixth. Selected to first career Pro Bowl as first Saints defensive lineman to be named to the NFL's all-star game since Smith in 2006. In two playoff contests, recorded 11 tackles (seven solo) and 2.5 sacks...Finished game with six tackles (three solo) and a sack that caused a fumble at Tampa Bay, Sept. 15...Recorded seven tackles (three solo) and two sacks vs. Arizona, Sept. 22...Posted at least one sack in his third consecutive contest in Monday night win vs. Miami, Sept. 30...Recorded four tackles and one fumble



## 2020 GAME BY GAME



### DEFENSE

Date	Opp.	GP	ST	SOLO	AST	TOT	SACK / YDS	INT / YDS	PD	FF	FR
9/13	TB	X	X	4	0	4	0 / 0	0 / 0	0	0	0
9/21	@LV	X	X	3	2	5	0 / 0	0 / 0	0	0	0
9/27	GB	X	X	1	3	4	0 / 0	0 / 0	0	0	0
10/4	@DET	X	X	3	1	4	1 / 4	0 / 0	0	0	0
10/12	LAC	X	X	5	5	10	0.5 / 4	0 / 0	0	0	0
10/25	CAR	X	X	1	1	2	0 / 0	0 / 0	0	0	0
11/1	@CHI	X	X	2	1	3	1 / 8	0 / 0	0	0	0
11/8	@TB	X	X	0	0	0	0 / 0	0 / 0	0	0	0
11/15	SF	X	X	1	2	3	0 / 0	0 / 0	0	0	0
11/22	ATL	X	X	4	0	4	3 / 14	0 / 0	0	0	0
11/29	@DEN	X	X	2	0	2	1 / 1	0 / 0	0	0	0
12/6	@ATL	X	X	2	0	2	0 / 0	0 / 0	0	0	0
12/13	@PHI	X	X	1	0	1	0 / 0	0 / 0	1	0	0
12/20	KC	X	X	2	1	3	0 / 0	0 / 0	0	0	0
12/25	MIN	X	X	2	1	3	1 / 11	0 / 0	0	1	0
1/3	@CAR	X	X	1	0	1	0 / 0	0 / 0	2	0	0
2020 Season		16	16	34	17	51	7.5 / 42	0 / 0	3	1	0

recovery at Chicago, Oct. 6...Notched a sack for second consecutive contest, when he dropped QB Thad Lewis, along with four stops (one solo), one forced fumble and one fumble recovery, vs. Buffalo, Oct. 27...Sacked Kaepernick vs. San Francisco, Nov. 17...Had a season-high 2.5 sacks at Atlanta, Nov. 21...Recorded five tackles (three solo) and two sacks vs. Carolina, Dec. 8...Tied for team lead with six tackles (two solo) while adding one more takedown of Newton to increase total to 12.5 at Carolina, Dec. 22...Recorded four tackles and a postseason career-high 1.5 sacks of QB Nick Foles in NFC Wild Card Playoff win at Philadelphia, 1/4/14...Sacked QB Russell Wilson as part of a seven tackle (four solo) day in NFC Divisional Playoff at Seattle, 1/11/14. **2012** – Started all 16 games for the first time in his career and finished with a career-high 76 tackles (52 solo) to lead defensive line in stops, a team-leading eight sacks, three passes defended, three forced fumbles and two fumble recoveries. Also led club in forced fumbles and tied for team lead in fumble recoveries, tied for the 15th-highest total in the NFL. Opened 15 contests at left end and started at DT at Denver, Oct. 28...Notched five sacks in four-game stretch between Oct. 7-Nov. 5, where the Saints posted a 3-1 mark...Posted a career-high 13 tackles (nine solo) in opener vs. Washington, Sept. 9...Notched one sack of Newton, adding four tackles at Carolina, Sept. 16...Had a quarterback takedown for a seven-yard loss vs. San Diego, Oct. 7...Had a sack for a four-yard loss and also recorded his first-career forced fumble on a fourth-and-one play at the goal line at Tampa Bay, Oct. 21...Recorded the first multi-sack game of his career, tallying three quarterback takedowns of QB Michael Vick, six tackles and one forced fumble vs. Philadelphia, Nov. 5...Sacked Ryan for six-yard loss and also added seven tackles at Atlanta, Nov. 29...Dropped QB Josh Freeman for seven-yard loss, forcing the fumble and recovering it to directly lead to a New Orleans TD in a 41-0 shutout of Tampa Bay, Dec. 16. Also added four tackles. **2011** – Played in all 16 games with 15 starts as a rookie, 13 at LDE and two at RDE...Recorded 59 tackles (27 solo) with a sack, six passes defended and a fumble recovery...Appeared in both postseason contests, starting one and recorded nine tackles (eight solo) and one pass defended...Made NFL-debut in the league season opener at Green Bay, Sept. 8, starting at right end and finished with four tackles (three solo)...After opening the first two games at right end, moved to left end where he played for the remainder of the season, vs. Houston, Sept. 25, and posted five tackles (two solo)...Finished with eight tackles (two solo) at Tampa Bay,

Oct. 16...Recorded five tackles and the first fumble recovery and pass defended of career, vs. Indianapolis, Oct. 23. Picked up first quarter fumble by RB Delone Carter that was recovered at the New Orleans 48-yard line and eventually led to a Saints TD and 21-0 lead...Tied season-best and then-career-high with eight stops (one solo) at Atlanta, Nov. 13...Recorded first sack of his NFL career to go with three solo tackles in regular season finale vs. Carolina, 1/1/12...In return to the Bay area where he played in college, started at left end and led Saints with eight tackles (seven solo) and a pass defended in NFC Divisional Playoff at San Francisco, 1/14/12.

**COLLEGE** – Played both LDE and RDE in a 3-4 and appeared in 50 games with 33 starts, finishing college career with 175 tackles (88 solo), 16.5 sacks, 34 tackles for loss, four forced fumbles, four fumble recoveries, one interception and five pass deflections over four seasons at California...All-American second-team choice by the NFL Draft Report and an All-Pac-10 Conference first-team selection by league coaches as a senior, where as defensive team captain, he started all 12 games at LDE in 3-4 and recorded 62 tackles (33 solo), 5.5 sacks, 12.5 stops behind the line of scrimmage, three forced fumbles, one recovered for a touchdown and four passes defended...Earned All-Pac 10 honorable mention and was recipient of team's Bob Tessier Award as the most improved defensive lineman as a junior when he served as starting RDE and recorded 48 tackles (26 solo), ranking second on team with six sacks and 9.5 tackles for losses, also recovering a fumble and defending a pass...As sophomore, started eight games and played in every contest at RDE, posting 47 tackles (26 solo), four sacks, placing second among defenders with 11 stops for loss...Posted one interception returned three yards, as he forced a fumble and recovered another...Played in all 13 games as freshman and had 18 tackles (seven solo) with a sack and a fumble recovery returned 13 yards for a touchdown...Legal studies major.

**PERSONAL** – Father Steve, played college football at Brown, then for 13 seasons with the Minnesota Vikings, where he was a six-time Pro Bowl selection, recording career totals of 498 receptions for 6,307 yards and 28 touchdowns...Prepped at Chandler (Ariz.) HS...Earned All-State his senior year in 2006 after registering 85 tackles and 17.5 sacks...Named the Fiesta Region Defensive Player of the Year after breaking Chandler's career quarterback takedown record in only one season...Also was the state discus champion as a senior...Jordan has established himself as one of the team's leading philanthropists through his work with the team, with him being recognized as the club's 2017 nominee for the NFL Walter Payton Man of the Year award...A regular visitor to the pediatric ward of Ochsner Medical Center and to area schools as part of the to discuss topics such as literacy, academics and physical fitness and an annual participant in the players' Thanksgiving turkey giveaway...Participated in Rebuilding Together's "Kickoff to Rebuild" event prior to Super Bowl XLVII in New Orleans, where he assisted in painting the front of several rehabilitated houses and also served as a celebrity judge for a barbeque competition...In 2013, he and teammates hosted a toy and bike giveaway with the club and the Marines...Spokesman for the Saints Kids Club, hosting an end-of-season camp and clinic for members...In 2016, collaborated with TNT of the Harlem Globetrotters to appear at the International School in Metairie to visit with students and emphasize an anti-bullying theme...In 2017, participated in a karaoke contest aboard a Carnival cruise ship against former teammate Mark Ingram II, which he won and in his honor, \$10,000 was donated in his name to the United Way of Southeastern Louisiana...Hosted a football camp for youth in 2018 at the Ochsner Sports Performance Center...Participates in ACME Truck Line school visits at high schools to promote the importance of safe driving...Visited NOCCA with Ingram and Alvin Kamara to encourage students who

# VETERANS

created the featured son 'Shut 'Em Down' for the 2018 Saints-Falcons Thanksgiving game...In 2017 and 2019, participated in USO Tours to visit with and support troops stationed abroad...In 2019, participated in "#DoRight4LA Day with the Saints and Dudley DeBosier" volunteering with teammates to completion renovations to the exterior of a New Orleans house...In November participated in a Thanksgiving meal with members of the New Orleans Youth Empowerment Project and in December surprised 25 kids from the YEP with a special visit and shopping spree at a local department store...Participated in 2019 Saints Hall of Fame Golf Tournament...Regularly purchased pizzas and salads for local medical personnel during the 2020 coronavirus pandemic...Made a \$25,000 donation toward the purchase of 70 laptop computers and other essential electronics for youth in New Orleans...Both through a significant financial donation and personal involvement in the training program, teamed up with Crescent City Corps and the New Orleans Police Department to create a program designed to equip police officers with leadership development and community engagement training...In June, was inducted into the Reese's Senior Bowl Hall of Fame...Cameron Tyler Jordan was born July 10, 1989.

## CAMERON JORDAN

Year	Team	GP	GS	Tot	TACKLES			Yds	INTERCEPTIONS					FUMBLES		
					Solo	Asst	Sk		No	Yds	Lg	TD	PD	FF	FR	Yds
2011	New Orleans	16	15	59	27	32	1.0	5.0	0	0	0	0	6	0	1	0
2012	New Orleans	16	16	76	52	24	8.0	54.0	0	0	0	0	3	3	2	0
2013	New Orleans	16	16	66	32	34	12.5	101.5	0	0	0	0	4	2	2	11
2014	New Orleans	16	16	65	38	27	7.5	49.0	1	6	6	0	5	0	1	0
2015	New Orleans	16	16	61	39	22	10.0	67.0	0	0	0	0	7	1	2	0
2016	New Orleans	16	16	66	39	27	7.5	51.5	0	0	0	0	4	1	0	0
2017	New Orleans	16	16	62	48	14	13.0	93.5	1	0	0	1	11	2	0	0
2018	New Orleans	16	16	49	35	14	12.0	67.0	0	0	0	0	6	1	1	0
2019	New Orleans	16	16	53	37	16	15.5	98.0	0	0	0	0	3	0	1	0
2020	New Orleans	16	16	51	34	17	7.5	42.0	0	0	0	0	3	1	0	0
NFL Totals		160	159	608	381	227	94.5	628.5	2	6	6	1	52	11	10	11

ADDITIONAL STATISTICS: Blocked Kicks — (2015, 1) Total: 1.

CAREER HIGHS: Tackles — 13, vs. Washington (9/9/12); Sacks — 4, at Atlanta (11/28/19); Interceptions — 1 (2x), at Pittsburgh (11/30/14) and vs. Detroit (10/15/17); Passes Defensed — 4 (2x), at Pittsburgh (11/30/14) and vs. N.Y. Jets (12/17/17); Forced Fumbles — 1 (11x), last vs. Minnesota (12/25/20); Fumble Recoveries — 1 (10x), last at L.A. Rams (9/15/19); Blocked Field Goals — 1, at Atlanta (1/3/16).

### POSTSEASON

Year	Team	GP	GS	Tot	TACKLES			Yds	INTERCEPTIONS					FUMBLES		
					Solo	Asst	Sk		No	Yds	Lg	TD	PD	FF	FR	Yds
2011	New Orleans	2	1	9	8	1	0.0	0.0	0	0	0	0	2	0	0	0
2013	New Orleans	2	2	11	7	4	2.5	15.0	0	0	0	0	0	0	0	0
2017	New Orleans	2	2	4	2	2	1.0	9.0	0	0	0	0	2	0	0	0
2018	New Orleans	2	2	6	4	2	1.0	8.0	0	0	0	0	1	0	0	0
2019	New Orleans	1	1	3	3	0	1.0	4.0	0	0	0	0	0	0	0	0
2020	New Orleans	2	2	9	8	1	0.0	0.0	0	0	0	0	0	0	0	0
NFL Totals		11	10	42	32	10	5.5	36.0	0	0	0	0	5	0	0	0

POSTSEASON CAREER HIGHS: Tackles — 8, at San Francisco (1/14/12); Sacks — 1.5, at Philadelphia (1/14/14); Interceptions — 0; Passes Defensed — 2, vs. Carolina (1/7/18); Forced Fumbles — 0; Fumble Recoveries — 0.



## ALVIN KAMARA

41  
RB

HEIGHT: 5-10 • WEIGHT: 215

COLLEGE: TENNESSEE

JOINED SAINTS: D3A-17

NFL EXPERIENCE: 5

BORN: 7/25/95

**NFL CAREER** – Selected by the Saints in the third round (67th overall) of the 2017 NFL Draft, Alvin Kamara emerged as one of the most explosive and versatile weapon offensive weapons in the NFL, earning All-Pro honors and his fourth consecutive Pro Bowl selection in 2020. Prior to the start of a standout season when he became the only Saint with four campaigns of at least 1,300 total yards from scrimmage, Kamara was rewarded with a five-year contract extension that will keep him in New Orleans through the 2025 season. The only Saints running back named to the Pro Bowl four times, Kamara will look to build on the momentum of a standout campaign, where he led the NFL with a franchise-record 21 touchdowns, ranked second with 93 first downs and third with a career-best 1,688 total yards from scrimmage. Since coming into the NFL in 2017, Kamara ranks second in the league in total touchdowns (59) and total yards from scrimmage (6,347), third in rushing touchdowns (43), ninth in rushing yards (3,340) and a receptions total first among running backs (326) and leads tailbacks in receiving yardage (2,824). Kamara is also the franchise's all-time postseason rushing leader with 93 carries for 357 yards and three touchdowns, adding 33 receptions for 274 yards and one scoring grab.

**CAREER TRANSACTIONS** – Reinstated from Reserve/COVID-19, 1/10/21; Placed on Reserve/COVID-19, 1/1/21; Signed to a five-year contract extension, 9/12/20; Signed to a four-year contract, 6/2/17; Selected by the Saints in the third round (67th overall) of the 2017 NFL Draft.

**HONORS** – **2020:** Pro Bowl; FedEx Ground Player of the Week (Week 16); NFC Offensive Player of the Week (Week 16); Second-team *Associated Press* All-Pro (flex position); *PFWA* All-NFC; **2019:** Pro Bowl; **2018:** Pro Bowl; Second-team Pro Football Focus All-Pro (flex position); **2017:** Pro Bowl; FedEx Ground Player of the Week (Week Nine); Pepsi NFL Rookie of the Week (Weeks 4, 9, 10, 11, 12, 13 and 17); NFL Offensive Rookie of the Month (November); Second-team *Associated Press* All-Pro (flex position); *PFWA* All-NFC and All-Rookie; NFL Offensive Rookie of the Year (*Associated Press* and *Sports Illustrated*); *PFWA* Offensive Rookie of the Year (co-winner); NFL Rookie of the Year (*The Sporting News* and *Pepsi*).

**2020** – Played in 15 regular season games with ten starts and became the second Saint to lead the team in both rushing and receiving as he carried 187 times for a career-high 932 yards (5.0 avg.) with a franchise-record 16 touchdowns, caught a team-best and career-high 83 receptions, which led NFL running backs, for 756 yards (9.1 avg.) with five touchdowns, leading the NL with a franchise-record 21 touchdowns. Became only running back in NFL records with at least 80 receptions in each of his first four seasons. Also ranked second in the league with 93 first downs and third with a career-best 1,688 total yards from scrimmage. In two



postseason contests, carried 41 times for 184 yards with one touchdown and also caught five passes for 37 yards...In the NFC Divisional Playoff vs. Tampa Bay, 1/17/21, started and carried 18 times for 85 yards and caught three passes for 20 yards...In the NFC Wild Card Playoff vs. Chicago, 1/10/21, carried 23 times for 99 yards with one touchdown and caught two passes for 17 yards for a career-playoff best 116 total yards from scrimmage...Vs. Minnesota, Dec. 25, in the Saints' Christmas 52-33 win, Kamara tied the NFL record for both total touchdowns and rushing touchdowns, as he carried 22 times for a career-high 155 yards (7.0 avg.) with six scores, adding three receptions for 17 yards for 172 total yards from scrimmage. The rushing touchdowns tied the record held by Ernie Nevers of the Chicago Cardinals since Nov. 28, 1929, while for total touchdowns, he joined Nevers, the Browns' Dub Jones (Nov. 25, 1951) and the Chicago Bears' Gale Sayers (Dec. 12, 1965) and catapulted him into being the NFL's rushing touchdown champion (21), joining running back Dalton Hilliard (1989) as only the second Saint to lead the league...Reached the end zone twice (one rushing and one receiving) on 67 total yards from scrimmage in season-opening win start vs. Tampa Bay, Sept. 13...Started and carried 13 times for 79 yards (6.1 avg.) with two touchdowns and caught nine passes for 95 yards for 184 total yards from scrimmage at Las Vegas, Sept. 21...Had a career-long 52-yard receiving touchdown on 13 grabs for a career-high 139 yards (10.7 avg.) to go with six carries for 58 yards (9.7 avg.) for a career-high 197 total yards from scrimmage vs. Green Bay, Sept. 27...Started and carried 19 times for 83 yards with one touchdown to tie the franchise record for scoring in six consecutive regular season games dating back to 2019, at Detroit, Oct. 4...Started and carried 11 times for 45 yards, caught eight passes for 74 yards and returned one kickoff 31 yards in overtime in come-from-behind victory vs. L.A. Chargers, Oct. 12...Started and carried 14 times for 83 yards and caught eight passes for 65 yards vs. Carolina, Oct. 25...Carried 12 times for 67 yards (5.6 avg.) and caught nine passes for 96 yards in overtime win at Chicago, Nov. 1...Started and carried nine times for 40 yards with one touchdown in 38-3 blowout victory at Tampa Bay, Nov. 8. **2019** – Played in 14 games with nine starts and led the Saints in rushing with 171 carries for 797 yards (4.7 avg.) with five touchdowns and finished second on the team in receiving with 81 grabs for 533 yards and one touchdown. With 1,330 total yards from scrimmage, Kamara became the first Saint to have at least 1,300 total yards from scrimmage in his first three seasons and joined Deuce McAllister (2002-04) as only the second Saint to reach the milestone in three straight campaigns. In the NFC Wild Card Playoff vs. Minnesota, 1/5/20, Kamara added seven carries for 21 yards and one touchdown and eight receptions for 34 yards...In regular season opener vs. Houston, Sept. 9, started and finished the night with 169 total yards from scrimmage, leading the team with 97 yards on 13 carries and 72 yards on seven receptions...At L.A. Rams, Sept. 15, started and rushed for a team-high 45 yards on 13 carries and caught a pass for a 15-yard gain...At Seattle, Sept. 22, started and rushed for 69 yards on 16 carries. Also finished the game with nine catches for 92 yards and a touchdown. Finished with 161 total yards from scrimmage...Vs. Dallas, Sept. 29, started and carried 17 times for a 69 yards (4.1 avg.) and added three receptions for 20 yards...Vs. Tampa Bay, Oct. 6, started and led team in rushing with 62 yards on 16 carries. Also caught six passes for 42 yards and completed a pass for a 13-yard gain...At Jacksonville, Oct. 13, started and rushed for 31 yards and recorded seven catches for 35 yards...Missed next two games with knee/ankle injury...Vs. Atlanta, Nov. 10, finished with four carries for 24 yards and added eight receptions for 50 yards. Became the 14th Saint to surpass 2,000 rushing yards for his career...At Tampa Bay, Nov. 12, led the team in rushing



## 2020 GAME BY GAME



### RUSHING

### RECEIVING

Date	Opp.	GP	ST	ATT	YDS	AVG	LG	TD	REC	YDS	AVG	LG	TD
9/13	TB	X	X	12	16	1.3	6t	1	5	51	10.2	38	1
9/21	@LV	X	X	13	79	6.1	21	2	9	95	10.6	20	0
9/27	GB	X		6	58	9.7	49	0	13	139	10.7	52t	2
10/4	@DET	X	X	19	83	4.4	12	1	3	36	12.0	29	0
10/12	LAC	X	X	11	45	4.1	10	0	8	74	9.3	28	0
10/25	CAR	X	X	14	83	5.9	32	0	8	65	8.1	17	0
11/1	@CHI	X		12	67	5.6	20	0	9	96	10.7	47	0
11/8	@TB	X	X	9	40	4.4	17	1	5	9	1.8	9	0
11/15	SF	X		8	15	1.9	8	2	7	83	11.9	34	1
11/22	ATL	X		13	45	3.5	12	1	0	0	-	-	0
11/29	@DEN	X		11	54	4.9	15	0	1	-2	-2.0	-2	0
12/6	@ATL	X	X	15	88	5.9	37	1	2	9	4.5	8	0
12/13	@PHI	X	X	11	50	4.5	16	1	7	44	6.3	11	0
12/20	KC	X	X	11	54	4.9	11	0	3	40	13.3	21	1
12/25	MIN	X	X	22	155	7.0	40t	6	3	17	5.7	9	0
2020 Season		15	10	187	932	5.0	49	16	83	756	9.1	52t	5

with 13 carries for 75 yards (5.8 avg.) to go along with ten catches for 47 yards. Also returned three punts for 32 yards...Vs. Carolina, Nov. 24, finished the game with 54 yards rushing on 11 carries and nine receptions for 48 yards...On Thanksgiving night at Atlanta, Nov. 28, started and finished with a team-high 61 rushing yards on 11 carries, caught four passes for 23 yards...Vs. San Francisco, Dec. 8, started and finished with four receptions for 18 yards. Rushed for 25 yards...Vs. Indianapolis, Dec. 16, started and rushed for 66 yards on 14 carries (4.7 avg.) to go along with five receptions for 23 receiving yards. Kamara became just the fourth NFL running back to amass 2,000 yards rushing and 2,000 yards receiving in their first three seasons, joining Christian McCaffrey, Roger Craig and Herschel Walker...At Tennessee, Dec. 22, started and carried 11 times for a team-high 80 yards (7.3 avg.) and two touchdowns. He also added 30 receiving yards on six catches. He became the third player with at least 500 receiving yards and 500 rushing yards in each of his first three seasons, joining Abner Haynes (1960-62) and Walker (1986-88)...At Carolina, Dec. 29, carried eight times for 39 yards (4.9 avg.) with two touchdowns and caught two passes for 18 yards (9.0 avg.). **2018** – Played in the first 15 games of the season with 13 starts and led the Saints in rushing with 194 carries for 883 yards (4.6 avg.) with 14 touchdowns and finished second on the team in receiving with 81 grabs for 709 yards and four touchdowns. 18 total touchdowns ranked second in the National Football League. His 14 rushing touchdowns were a club-best all-time at the time and ranked second in the league. His 1,592 total yards from scrimmage ranked seventh in the NFL. Adding 126 kickoff return yards and 82 punt return yards, he finished sixth in the league with 1,800 all-purpose yards. In postseason Kamara added 24 carries for 86 yards and 15 receptions for 131 yards. Returning six kickoffs for 164 yards (27.3 avg.), Kamara's 381 all-purpose yards were the highest NFL postseason total...In regular season opener vs. Tampa Bay, Sept. 9, started and rushed for 29 yards on eight carries, with two TDs and a two-point conversion run. In addition, caught nine passes for a career-high 112 yards and a TD, setting a new career-high in total TDs (three) and points (20)...Vs. Cleveland, Sept. 16, started and played on special teams. Rushed for team-high 46 yards and a successful two-point conversion run. In addition, caught six passes for 53 yards for 100 total yards from scrimmage...At Atlanta, Sept. 23, started and rushed for 66 yards on 16 carries.

OWNER

FOOTBALL

ADMINISTRATION

RECORDS

HISTORY

Also finished the game with 15 catches for 124 yards (both career-highs). Finished with a career-high 190 total yards from scrimmage. Returned three punts for 16 yards for 206 total all-purpose yards. Receptions total was tied for second all-time for a running back and the most since Atlanta's William Andrews in 1981...At N.Y. Giants, Sept. 30, started and carried career-high 19 times for a career-high 134 yards (7.1 avg.) with a career-high-tying three TDs and added five receptions for 47 yards (9.4 avg.) for 181 total yards from scrimmage, the second straight week he exceeded 180...At Baltimore, Oct. 21, Started and led team in rushing with 64 yards on 17 carries and one TD. Also caught two passes for 11 yards...At Minnesota, Oct. 28, started and rushed for 45 yards and one TD, recorded seven catches for 31 yards and one TD and returned one punt for 15 yards...Vs. L.A. Rams, Nov. 11, started and finished with 19 carries for 82 yards and four receptions for 34 yards., his third three-TD performance of 2019, finishing with two rushing TDs and a receiving TD. Scored tenth touchdown of the season on an eight-yard first quarter run, and joined tight end Jimmy Graham (2013-14), running back Mark Ingram II (2016-17) and wide receiver Joe Horn (2003-04) as only the third Saint with back-to-back seasons of double-digit TDs. Kamara was the only Saint to do so his first two seasons...At Cincinnati, Nov. 11, started and finished with 12 carries for 56 yards and two TDs to go along with four catches for 46 yards. Also returned a punt for two yards...Vs. Philadelphia, Nov. 18, started and finished the game with 71 yards rushing on 13 carries and a 37-yard touchdown catch. Kamara, who had 826 receiving yards and 728 rushing yards as a rookie, became the fourth player in NFL history with both 500 rushing yards and 500 receiving yards in each of his first two seasons, joining Edgerrin James, Walker and Haynes...Vs. Atlanta, Nov. 22, started and finished with a team-high 89 rushing yards on 14 carries, caught a nine-yard pass, and returned a punt seven yards...At Dallas, Nov. 29, started and finished with a team-high eight receptions tallying 36 yards. Rushed for 36 yards, surpassing his rookie total of 726 rushing yards. Returned three punts for 17 yards, including a career-long 16-yard return...At Tampa Bay, Dec. 9, started and rushed for 51 yards on 12 carries to go along with five receptions for 36 receiving yards. Also returned three kickoffs for 76 yards...At Carolina, Dec. 17, started and carried 14 times for 67 yards and one touchdown. Added 36 receiving yards on seven catches...Vs. Pittsburgh, Dec. 23, carried seven times for 23 yards with two touchdowns and caught four passes for 82 yards (20.5 avg). With 14 rushing touchdowns in 2018, set what was the Saints single-season record previously held by McAllister (2002), running back George Rogers (1981) and Hilliard (1989). Kamara also set what was a career-high with 18 touchdowns, tying the club record with Hilliard (1989). With 82 receiving yards, Kamara joined Walker as only the second player in NFL history to have 1,500 rushing yards and 1,500 receiving yards in his first two seasons...Vs. Carolina, Dec. 30, inactive...Vs. Philadelphia, 1/13/19, started in the NFC Divisional playoff at RB and led the Saints in rushing, finishing with 16 carries for 71 yards, including a 12-yard rush for a first down with 1:03 remaining to seal the victory. Kamara also recorded four receptions for 35 yards...In the NFC Championship vs. L.A. Rams, 1/20/19, finished with eight carries for 15 yards, a postseason career-high 11 receptions for a playoff career-best 96 yards and returned postseason career-high four kickoffs for playoff career-high 119 yards, including a postseason career-long 34-yard return. 230 all-purpose yards was a postseason career-best.

**2017** – Played in all 16 games and started in three. He totaled 120 rushes for 728 yards (NFL-best 6.1 avg.) and eight touchdowns, and 81 receptions for 826 yards (10.2 avg.) and five touchdowns and brought back 11 kickoffs for 347 yards with a

club-record 106-yard TD. Set club receiving yardage record for a running back, club rookie touchdowns record (14) and combined with Ingram for the only RB duo in NFL history each with 1,500 total yards from scrimmage (Ingram-1,540 and Kamara-a team-leading 1,554). In two postseason contests led team with 66 yards rushing and a touchdown and caught five passes for 72 yards with one TD, bringing back two kickoffs for 50 yards...At Minnesota, Sept. 11, carried seven times for 18 yards, had four receptions for 20 yards and returned a kickoff 20 yards...Vs. New England, Sept. 17, carried once for three yards, had three receptions for 51 yards and returned three kickoffs for 71 yards...At Carolina, Sept. 24, carried twice for 37 yards, including a 25-yard touchdown, his first career NFL score and added three receptions for five yards...At Miami in London's Wembley Stadium, Oct. 1, carried five times for 25 yards, caught 10 passes for 71 yards with a touchdown and returned a kickoff 23 yards...Vs. Detroit, Oct. 15, started and carried 10 times for 75 yards. Added three receptions for 12 yards...At Green Bay, Oct. 22, carried nine times for 57 yards and caught five passes for 50 yards...Vs. Chicago, Oct. 29, carried eight times for 28 yards with one touchdown and caught three passes for 48 yards (16.0 avg.)...Vs. Tampa Bay, Nov. 5, carried ten times for 68 yards with a touchdown and had six receptions for 84 yards, including a 33-yard TD, for career-high two total TDs and game-high 152 total scrimmage yards...At Buffalo, Nov. 12, carried 12 times for 106 yards with a TD and added five receptions for 32 yards to finish with a team-high 138 total yards from scrimmage, combining with Ingram to have only the third dual 100-yard rushing game in team history, the first since 2006...Vs. Washington, Nov. 19, finished with eight carries for 42 yards (5.3 avg.). Reeled in six catches for 74 yards and a TD. Rushed for his first career two-point conversion and the first by Saints in 2017 to tie contest...At L.A. Rams, Nov. 26, started in two-RB set and finished with five carries for 87 yards (17.4 avg.), including career-long 74-yard TD and six receptions for career-high 101 yards with one touchdown for a team season-high and 188 total scrimmage yards. Became first Saints rookie to score a TD in five straight contests and the first player since Walker in 1986 to have both 500 yards rushing and 500 yards receiving in his first 11 NFL games. Joined Gale Sayers (1965) as only the second rookie in NFL history with multiple games of 150 scrimmage yards, a rushing TD and a receiving TD and selected NFL Offensive Rookie of the Month...Vs. Carolina, Dec. 3, started and carried nine times for 60 yards with a career-high two rushing touchdowns, career-high tying two total TDs and caught five passes for 66 yards. Joined former Washington wide receiver Charley Taylor (1963) and Detroit running back Billy Sims (1980) as only the third rookie in NFL records to record 600 yards rushing and 600 yards receiving...At Atlanta, Dec. 7, carried once for two yards and caught three passes for 25 yards before leaving (concussion)...Vs. N.Y. Jets, Dec. 17, finished with 12 carries for 44 yards and six receptions for 45 yards and a ten-yard TD...Vs. Atlanta, Dec. 24, carried 12 times for 32 yards, caught a team-high seven passes for 58 yards and returned two kickoffs for 72 yards...At Tampa Bay, Dec. 31, played on offense and special teams, carrying nine times for 44 yards with a seven-yard touchdown, catching six passes for 84 yards with career-long 40-yard reception and returning four kickoffs for 155 yards, including a 106-yard touchdown return, the longest play in team history. Finished with game-high 128 scrimmage yards and game-high and career-high 283 all-purpose yards...In NFC Wild Card Playoff vs. Carolina, 1/7/18, started and carried ten times for 23 yards with a fourth quarter two-yard touchdown and caught one pass for ten yards...In NFC Divisional Playoff at Minnesota, 1/14/18, carried 11 times for 43 yards, caught four passes for 62 yards and a fourth quarter 14-yard touchdown grab and returned two kickoffs for 50 yards.

**COLLEGE** – Played in 24 games in two seasons at Tennessee and rushed 210 times for 1,294 yards (6.2 avg.) with 16 touchdowns, caught 74 passes for 683 yards (9.2-average) with seven TDs and brought back a punt for a score. Finished his senior campaign with a team-high 1,188 all-purpose yards (596 rushing, 392 receiving, 184 punt return, 16 kickoff return) and 13 total touchdowns. Tied for third in SEC in touchdowns and ranked seventh in all-purpose yards...312 all-purpose yards at Texas A&M (10/8/16) set a Tennessee record. All-purpose yardage total was the second-most by an FBS player in 2016. Matched career-high with three touchdowns (two rushing, one receiving). With 127 yards on career-high 18 carries and 161 yards on career-high eight catches, joined Jamal Lewis (128/105 at Kentucky in 1997) as only two Vols to record 100 rushing yards and 100 receiving yards in same game. Added eight punt return yards and a 16-yard kickoff return...After transferring from a season at Hutchinson (Kan.) Community College, played in all 13 games with one start in 2015, rushing for 698 yards with seven TDs. Second on squad in receptions (34 for 291 yards and three TDs). As punt returner, eight returns for 100 yards (12.5 avg.) with a TD. 6.5 yards per carry average ranked third in the Southeastern Conference and tied for eighth with 11 TDs...Caught two touchdowns as Vols rallied from 24-3 deficit to beat 19th-ranked Georgia (10/10/15), finishing with five catches for 31 yards. Second Vol in school history with a rushing touchdown and punt return for touchdown in same game (other was Stanley Morgan in 1975) with a two-yard rushing TD and a 50-yard punt return TD vs. Western Carolina (9/19/15); TD for punt return was first return of his career in high school, junior college or college; also ran for 47 yards...Rushed for 144 yards, a UT-record for most rushing yards in a debut and two touchdowns vs Bowling Green (9/5/15)...In 2014, named the KJCC Offensive Player of the Year at Hutchinson. In nine games, ran for 1,211 yards with 18 touchdowns...Led team with 1,469 yards of total offense and 21 touchdowns. In 2013, redshirted at Alabama.

**PERSONAL** – Produced a highlight reel of a 2012 senior season at Norcross (Ga.) HS when he rushed for 2,264 yards and 26 touchdowns (7.5 avg.) and adding 22 receptions for 286 yards and five scores...Earned Georgia Mr. Football honors from the *Atlanta Journal-Constitution*...Class AAAAAA Player of the Year and garnered first-team All-State honors from the Georgia Sports Writers Association...Added 1,300 yards rushing and 17 touchdowns as a junior in 2011...Collaborated with QB Drew Brees to take part in an NFL commercial celebrating the league's 100th season that aired during the Super Bowl LII broadcast...Visited students at Pontchartrain Elementary School in Mandeville in 2018 offseason...Gave the Edna Karr High School football team a pregame speech before their 2017 Louisiana State championship game and gifted head coach Brice Brown two Super Bowl LII tickets...Supports Willie Hall Playground through both donations and mentorship of the organization's youth...Visited NOCCA with teammates to encourage students who created the featured song 'Shut 'Em Down' for the 2018 Saints-Falcons Thanksgiving game...A NASCAR fan who has attended several races, in the 2021 offseason, Kamara's "The Big Squeezy" juice and smoothie bar partnered with the charitable organization Son of a Saint and JD Motorsports to officially sponsor Ryan Vargas' car...Following his career Christmas Day performance, Son of a Saint reported \$61,000 in donations made from 750 fantasy football winners in Kamara's name...Launching a cereal, Kamara's King Crunch, with a portion of the proceeds to go to the Children's Bureau of New Orleans...Alvin Mertian Kamara was born on July 25, 1995 in Atlanta, Ga.



## ALVIN KAMARA

OWNER

FOOTBALL

ADMINISTRATION

RECORDS

HISTORY

		RUSHING							RECEIVING				
Year	Team	GP	GS	Att	Yds	Avg	Lg	TD	No	Yds	Avg	Lg	TD
2017	New Orleans	16	3	120	728	6.1	74t	8	81	826	10.2	40	5
2018	New Orleans	15	13	194	883	4.6	49t	14	81	709	8.8	42	4
2019	New Orleans	14	9	171	797	4.7	40	5	81	533	6.6	41	1
2020	New Orleans	15	10	187	932	5.0	49	16	83	756	9.1	52t	5
NFL Totals		60	35	672	3,340	5.0	74t	43	326	2,824	8.7	52t	15

		PUNT RETURNS						KICKOFF RETURNS				
Year	Team	No	FC	Yds	Avg	Lg	TD	No	Yds	Avg	Lg	TD
2017	New Orleans	0	0	0	-	-	0	11	347	31.5	106t	1
2018	New Orleans	12	9	82	6.8	16	0	4	126	31.5	50	0
2019	New Orleans	1	0	0	-	-	0	2	44	22.0	31	0
NFL Totals		17	10	112	6.6	27	0	17	517	30.4	106t	1

**ADDITIONAL STATISTICS:** Two-Point Conversions — (2017, 1); (2018, 3) **Total: 4;** Passing — One 13-yard completion in 2019.

**CAREER HIGHS:** **Receptions** — 15, at Atlanta (9/23/18); **Receiving Yards** — 139, vs. Green Bay (9/27/20); **Long Reception** — 52t, vs. Green Bay (9/27/20); **Receiving TDs** — 2, vs. Green Bay (9/27/20); **Rushes** — 22, vs. Minnesota (12/25/20); **Rushing Yards** — 155, vs. Minnesota (12/25/20); **Long Rush** — 74t, at Los Angeles Rams (11/26/17); **Rushing TDs** — 6-Tied NFL Record, vs. Minnesota (12/25/20); **Total TDs** — 6 - Tied NFL Record, vs. Minnesota (12/25/20); **Total Yards From Scrimmage** — 197, vs. Green Bay (9/23/20); **Punt Returns** — 3 (3x), last at Tampa Bay (11/17/19); **Punt Return Yards** — 32, at Tampa Bay (11/17/19); **Long Punt Return** — 27, at Tampa Bay (11/17/19); **Kickoff Returns** — 4, at Tampa Bay (12/31/17); **Kickoff Return Yards** — 155, at Tampa Bay (12/31/17); **Long Kickoff Return** — 106t, at Tampa Bay (12/31/17); **Total TDs** — 6-Tied NFL Record, vs. Minnesota (12/25/20).

### POSTSEASON

		RUSHING							RECEIVING				
Year	Team	GP	GS	Att	Yds	Avg	Lg	TD	No	Yds	Avg	Lg	TD
2017	New Orleans	2	1	21	66	3.1	10t	1	5	72	14.5	23	1
2018	New Orleans	2	1	24	86	3.6	15	0	15	131	8.7	23	0
2019	New Orleans	1	1	7	21	3.0	9	1	8	34	4.3	9	0
2020	New Orleans	2	1	41	184	4.5	25	1	5	37	7.4	10	0
NFL Totals		7	4	93	357	3.8	25	3	33	274	8.3	23	1

		PUNT RETURNS						KICKOFF RETURNS				
Year	Team	No	FC	Yds	Avg	Lg	TD	No	Yds	Avg	Lg	TD
2017	New Orleans	0	0	0	-	-	0	2	50	25.0	30	0
2018	New Orleans	0	0	0	-	-	0	6	164	27.3	34	0
NFL Totals		0	0	0	-	-	0	8	214	26.8	34	0

**ADDITIONAL POSTSEASON STATISTICS:** Miscellaneous Forced Fumbles — (2017, 1) **Total: 1;** Miscellaneous Tackles — (2017, 1) **Total: 1.**

**POSTSEASON CAREER HIGHS:** **Receptions** — 11, vs. Los Angeles Rams (1/20/19); **Receiving Yards** — 96, vs. Los Angeles Rams (1/20/19); **Long Reception** — 23 (2x), at Minnesota (1/14/18) and vs. Philadelphia (1/13/19); **Receiving TDs** — 1, at Minnesota (1/14/18); **Rushes** — 23, vs. Chicago (1/10/21); **Rushing Yards** — 99, vs. Chicago (1/10/21); **Long Rush** — 25, vs. Chicago (1/10/21); **Rushing TDs** — 1 (3x), last vs. Chicago (1/10/21); **Total Yards From Scrimmage** — 116, vs. Chicago (1/10/21); **Kickoff Returns** — 4, vs. Los Angeles Rams (1/20/19); **Kickoff Return Yards** — 119, vs. Los Angeles Rams (1/20/19); **Long Kickoff Return** — 34, vs. Los Angeles Rams (1/20/19); **All Purpose Yards** — 230, vs. Los Angeles Rams (1/20/19).

## VETERANS



# DERRICK KELLY II

# 68 OL

HEIGHT: 6-5 • WEIGHT: 320

COLLEGE: FLORIDA STATE

JOINED SAINTS: FA-20

NFL EXPERIENCE: 2

BORN: 8/23/95

**NFL CAREER** – This 6-5, 320 pound former four-year starter on the Florida State line was signed as an undrafted free agent in 2019, possessing the flexibility to play both tackle and guard. After spending his rookie season on the practice squad, Kelly increased strength in the 2020 offseason and made big strides in training camp, securing a roster spot, playing in six contests.

**CAREER TRANSACTIONS** – Activated from reserve/Covid-19, 12/9/20; Placed on reserve/Covid-19, 11/29/20; Signed by the Saints to reserve/future contract, 1/6/20; Agreed with the Saints to practice squad contract, 9/1/19; Waived by the Saints, 8/31/19; Signed by Saints to a three-year contract, 5/10/19.

**2020** – Made his NFL debut and appeared in six regular season contests in the jumbo package and on special teams...Vs. Tampa Bay, Sept. 13, made NFL debut, appearing on offense in jumbo package...Vs. Green Bay, Sept. 27, appeared on offense in jumbo package and on special teams...At Detroit, Oct. 4, appeared on offense in the jumbo package and special teams...Vs. Minnesota, Dec. 25, played as a sixth offensive lineman in the jumbo package for an offense that rushed for 264 yards and scored seven touchdowns on the ground, including an NFL record tying six by RB Alvin Kamara.

**COLLEGE** – A four-year starter on the offensive line at Florida State who appeared in 34 games with 28 starts at both tackle and guard...Blocked for an offense ranked third in the ACC and 28th in the country in passing offense (270.1 ypg.) as a senior in 2018...Started all 13 contests as a junior, opening games at both left tackle and left guard...Helped the Seminoles offense top the 400-yard mark five times...Graduated with bachelor's degree in social science.

**PERSONAL** – Four-star tackle recruit by 247Sports in the 2014 class at East Gadsden (Havana, Fla.) HS...Ranked the No. 25 tackle and the No. 31 prospect in Florida by 247Sports...Class 4A All-State first-team as senior and second-team honors as junior...Born August 23, 1995.

## DERRICK KELLY II

Games Played/Started: New Orleans — (2020, 6/0) NFL Totals: 6/0



## TANOH KPASSAGNON

90  
DE

HEIGHT: 6-7 • WEIGHT: 289  
COLLEGE: VILLANOVA  
JOINED SAINTS: UFA-21 (KC)  
NFL EXPERIENCE: 5  
BORN: 6/14/94

**NFL CAREER** – Tanoh Kpassagnon joined the Saints via free agency looking to bring his size, speed and athleticism to one of the most productive defensive lines in the NFL. Formerly a second round draft choice in the 2017 NFL Draft (59th overall) out of Villanova by Kansas City, Kpassagnon spent his first four seasons developing into an important pass rushing presence along the Chiefs defensive front. He started 15-of-16 games for Kansas City in 2020, recording 28 tackles (20 solo), one sack and three passes defended while starting all three postseason contests with five tackles (one solo), one sack and one pass defense in the Chiefs' run to Super Bowl LV. For his career, the fifth-year pro has appeared in 61 regular season games with 24 starts, recording 74 tackles (51 solo), seven sacks, five passes defended, one fumble recovery, one forced fumble, one special teams stop and a blocked field goal. Kpassagnon has also started six-of-eight postseason contests, posting ten tackles (seven solo), three sacks and two passes defended.

**CAREER TRANSACTIONS** – Agreed to terms on a two-year contract with New Orleans Saints (UFA-KC), 3/29/21; Signed to a four-year contract by Kansas City, 6/7/17; Selected in the second round (59th overall) of the 2017 NFL Draft by Kansas City Chiefs.

**2020** – Appeared in all 16 regular season games with 15 starts and opened all three postseason contests for Kansas City, recording 28 tackles (20 solo), one sack and three passes defended while starting all three playoff games with five tackles (one solo), one sack and one pass defense in the Chiefs' run to Super Bowl LV...Tallied four tackles and a pass breakup in Chiefs overtime win at L.A. Chargers, Sept. 20...Recorded first sack of season at Denver, Oct. 25...Posted a season-high five tackles (four solo) vs. Carolina, Nov. 8...Sacked Bills QB Josh Allen for an 18-yard loss in the AFC Championship vs. Buffalo, 1/24/21. **2019** – Appeared in all 16 regular season games with eight starts and started all three postseason contests for Super Bowl LIV champions, posting career-highs in total tackles (29 with 20 solo) and sacks (four) while adding two passes defended, his first career forced fumble and fumble recovery and blocking a field goal attempt...Recorded first sack of season and added two solo tackles and his first career forced fumble at Oakland, Sept. 15...Tied career-high with two sacks of Packers QB Aaron Rodgers for a 30-yard loss vs Green Bay, Oct. 27...Tied season-high with five tackles (three solo) and a sack of Raiders QB Derek Carr vs. Oakland, Dec. 1...Blocked a field goal attempt at New England, Dec. 8...Tallied a postseason-best with two sacks of Titans QB Ryan Tannehill in the AFC Championship vs. Tennessee, 1/19/20...Recorded two tackles (one solo) in Super Bowl LIV vs. San Francisco, 2/2/20. **2018** – Appeared in 13 regular season games and one postseason contest, finishing with four tackles (three solo)...Recorded two tackles (one solo) at L.A. Chargers, Sept. 9...Played on defense and special teams in the AFC Divisional Playoff vs. Indianapolis, 1/12/19...Inactive for AFC Championship vs. New England, 1/20/19. **2017** – Appeared in all 16 regular season games with one start, posting 13 tackles

# VETERANS

(seven solo), two sacks for a loss of 17 yards and one special teams stop...Made his first career NFL start in the regular season finale at Denver, Dec. 31, where he turned in career-bests with seven tackles (four solo) and his first two career sacks...Played on defense and special teams in the AFC Wild Card game vs. Tennessee, 1/6/18.

**COLLEGE** – The Villanova standout appeared in 41 career games in four seasons with the Wildcats...Totaled 105 tackles (65 solo), 22 sacks, four forced fumbles, three fumble recoveries and a 29-yard interception return...Garnered first-team AP FCS All-American in 2016, ranking sixth in FCS with 21.5 tackles for loss and tying for fifth nationally with 11 sacks...Turned in first-team All-CAA in 2015 with 9.5 tackles for loss and 6.5 sacks...Played as reserve in 2013 with 15 tackles and a sack...Missed eight games (knee) in sophomore campaign where he tallied 12 tackles, five for loss and 3.5 sacks in six games...Redshirted in 2012...Departed from Villanova with Preseason STATS FCS All-American and preseason All-CAA Football honors...Candidate for CAA Football Defensive Player of the Year...Graduated with bachelor's degrees in accounting and finance as double major.

**PERSONAL** – Attended Wissahickon (Ambler, Pa.) HS, lettering in football, track and basketball, receiving first-team All-League honors in football and basketball and was a 4.0 student...Mother Winifred Wafuoyo, a Uganda native, is a chemist in the Philadelphia area, holding her doctorate...Father, Patrice Kpassagnon Tagro, is an economist, holding his doctorate who lives in the Ivory Coast...Spent two summers interning with PricewaterhouseCoopers in Philadelphia, working in accounting and finance the first summer and tax accounting the second...Taking online graduate classes from Indiana University...Born in Kalamazoo, Mich. on June 14, 1994...Name pronounced: Tawn-oh pass-N-yo.

## TANO KPASSAGNON

Year	Team	TACKLES						INTERCEPTIONS					FUMBLES			
		GP	GS	Tot	Solo	Asst	Sk	Yds	No	Yds	Lg	TD	PD	FF	FR	Yds
2017	Kansas City	16	1	13	7	6	2.0	17.0	0	0	0	0	0	0	0	0
2018	Kansas City	13	0	4	3	1	0.0	0.0	0	0	0	0	0	0	0	0
2019	Kansas City	16	8	29	21	8	4.0	47.0	0	0	0	0	2	1	1	0
2020	Kansas City	16	15	28	20	8	1.0	3.0	0	0	0	0	3	0	0	0
NFL Totals		61	24	74	51	23	7.0	67.0	0	0	0	0	5	1	1	0

**ADDITIONAL STATISTICS:** Special Teams Tackles — (2017, 1) Total: 1.; Blocked Field Goals — (2019, 1) Total: 1.

**CAREER HIGHS:** Tackles — 7, at Denver (12/31/17); Sacks — 2 (2x), last vs. Green Bay (10/27/19); Interceptions — 0; Passes Defensed — 1 (5x), last vs. Las Vegas (10/11/20); Forced Fumbles — 1, at Oakland (11/29/18); Fumble Recoveries — 1, at Tennessee (11/10/19); Special Teams Tackles — 1, at New York Jets (12/3/17).

### POSTSEASON

Year	Team	TACKLES						INTERCEPTIONS					FUMBLES			
		GP	GS	Tot	Solo	Asst	Sk	Yds	No	Yds	Lg	TD	PD	FF	FR	Yds
2017	Kansas City	1	0	0	0	0	0.0	0.0	0	0	0	0	0	0	0	0
2018	Kansas City	1	0	0	0	0	0.0	0.0	0	0	0	0	0	0	0	0
2019	Kansas City	3	3	5	3	2	2.0	10.0	0	0	0	0	1	0	0	0
2020	Kansas City	3	3	5	4	1	1.0	18.0	0	0	0	0	1	0	0	0
NFL Totals		8	6	10	7	3	3.0	28.0	0	0	0	0	2	0	0	0

**POSTSEASON CAREER HIGHS:** Tackles — 3, at Tampa Bay (2/7/21); Sacks — 2, vs. Tennessee (1/19/20); Interceptions — 0; Passes Defensed — 1, vs. Tennessee (1/19/20) and vs. Cleveland (1/17/21); Forced Fumbles — 0; Fumble Recoveries — 0.



## JAKE LAMPMAN

19  
WR

HEIGHT: 6-0 • WEIGHT: 205  
COLLEGE: FERRIS STATE  
JOINED SAINTS: FA-20  
NFL EXPERIENCE: 2  
BORN: 6/11/1993

**NFL CAREER** – Signed to the active roster from the practice squad in Week Six of the 2016 season, Lampman made his NFL debut against Carolina and immediately made an impact on special teams with three tackles. In 2016, he appeared in six games, exclusively on coverage units and posted six stops. Lampman spent part of the 2017 season with Tampa Bay before spending time in the XFL in 2020. The Haslett, Mich., native joined the Saints practice squad in December and looks to compete for a roster spot this upcoming training camp.

**CAREER TRANSACTIONS** – Signed to a reserve/future contract by the New Orleans Saints, 1/18/21; Practice squad contract terminated by the Saints, 1/13/21; Signed to the Saints practice squad, 12/23/20; Released by the Buccaneers, 9/3/18; Signed to a reserve/future contract by the Buccaneers, 1/2/18; Signed to the Buccaneers practice squad, 12/27/17; Waived by the Buccaneers, 12/23/17; Signed to the Tampa Bay Buccaneers practice squad, 11/22/17; Waived by the Saints, 9/2/17; Signed to the Saints active roster from the practice squad, 10/15/16; Signed to the practice squad, 9/4/16; Waived by the Saints, 9/3/16; Signed as an undrafted free agent, 5/16/16.

**2020** – After playing for the XFL's Tampa Bay Vipers, signed to the Saints practice squad on Dec. 23 and spent three weeks in New Orleans. **2017** – Signed to the Buccaneers practice squad on Nov. 22 and spent the remainder of the season in Tampa Bay. **2016** – Played in six games and finished with six special teams tackles... In his NFL debut vs. Carolina, Oct. 16, led team with three stops...Inactive (knee) vs. Seattle, Oct. 30...Posted one special teams tackle in contests at San Francisco, Nov. 6, vs. Denver, Nov. 13 and at Carolina, Nov. 17.

**COLLEGE** – Four-year letterwinner in the Bulldog program who finished his career ranked sixth all-time in school records with 2,201 yards...Wrapped up his college career in 2015 by claiming All-GLIAC accolades after leading FSU with 731 receiving yards on 52 catches (14.1 avg.) with eight touchdowns and 14 rushes for 124 yards and four TDs as a redshirt senior...As a senior in 2014, caught 14 passes for 216 yards with five touchdowns in three games before receiving a medical redshirt...As a junior in 2013, led team with 38 catches for 542 yards and five touchdowns and also had 18 carries for 132 yards and four scores.

**PERSONAL** – Was an All-Capital Area Gold Conference selection as a senior at Haslett (Mich.) HS... Participated in the Touchdown Club of New Orleans' 2016 crawfish boil.



## VETERANS

### JAKE LAMPMAN

Year	Team	GP	GS	RECEIVING		Yds	Avg	Lg	TD
				No					
2016	New Orleans	6	0	0		0	-	-	0
NFL Totals		6	0	0		0	-	-	0

ADDITIONAL STATISTICS: Special Teams Tackles — (2016, 6) Total: 6.



## MARSHON LATTIMORE

23  
CB

HEIGHT: 6-0 • WEIGHT: 192  
COLLEGE: OHIO STATE  
JOINED SAINTS: D1A-17  
NFL EXPERIENCE: 5  
BORN: 5/20/96

**NFL CAREER** – This former *Associated Press* NFL Defensive Rookie of the Year had another stellar season in 2020 when he started all 14 games he played in and posted 62 stops (52 solo), two interceptions and defended 11 passes, during a standout campaign where he was a Pro Bowl selection for the third time in his three-year career as New Orleans ranked fifth in the NFL in opponent passing yards per game (217.0). Overall, he has started all 57 regular season games he's appeared in totaling 231 tackles (191 solo), 11 interceptions, 55 passes defended, five forced fumbles and four fumble recoveries. Lattimore has opened all seven postseason contests he has appeared in, recording 23 tackles (22 solo), two picks and ten passes defended. Entering his fifth campaign, Lattimore has established himself as one of the league's premier cornerbacks with as the only Saints defensive back to be selected to the Pro Bowl three times.

**CAREER TRANSACTIONS** – Fifth-year option exercised, 3/19/20; Signed to a four-year contract, 6/2/17; Selected by the Saints in the first round (11th overall) of the 2017 NFL Draft.

**HONORS** – **2020:** Pro Bowl; **2019:** Pro Bowl (starter); *PFWA* All-NFC. **2017:** Pro Bowl; NFL Defensive Rookie of the Year (*Associated Press*, ESPN.com, Sports Illustrated and *PFWA*). *PFWA* All-Rookie and All-NFC; Pepsi NFL Rookie of the Week (Weeks 5, 7, 15 and 17). NFL Defensive Rookie of the Month (October and December).

**2020** – Opened all 14 regular season games that he appeared in at RCB and posted 62 tackles (52 solo), two interceptions and 11 passes defended to pace the NFL's fifth-ranked pass defense. Started both postseason contests and posted three solo tackles and four passes defended as the Chicago Bears and Tampa Bay Buccaneers manged only 191 and 189 net passing yards respectively. Became the first Saints defensive back selected to three Pro Bowls...At Chicago, Nov. 1, recorded a season-high eight tackles and picked off Bears QB Nick Foles for the third time in his career (including twice in the postseason vs. Philadelphia) with one pass defense and surpassed the



## 2020 GAME BY GAME



### DEFENSE

Date	Opp.	GP	ST	SOLO	AST	TOT	SACK / YDS	INT / YDS	PD	FF	FR
9/13	TB	X	X	1	1	2	0 / 0	0 / 0	1	0	0
9/21	@LV	X	X	6	1	7	0 / 0	0 / 0	0	0	0
9/27	GB	X	X	6	0	6	0 / 0	0 / 0	0	0	0
10/4	@DET						Inactive				
10/12	LAC	X	X	4	2	6	0 / 0	0 / 0	0	0	0
10/25	CAR	X	X	4	2	6	0 / 0	0 / 0	0	0	0
11/1	@CHI	X	X	7	1	8	0 / 0	1 / 0	1	0	0
11/8	@TB	X	X	3	0	3	0 / 0	0 / 0	1	0	0
11/15	SF	X	X	4	1	5	0 / 0	0 / 0	0	0	0
11/22	ATL						Inactive (Ankle)				
11/29	@DEN	X	X	1	0	1	0 / 0	0 / 0	1	0	0
12/6	@ATL	X	X	4	0	4	0 / 0	0 / 0	2	0	0
12/13	@PHI	X	X	3	0	3	0 / 0	0 / 0	1	0	0
12/20	KC	X	X	4	1	5	0 / 0	0 / 0	1	0	0
12/25	MIN	X	X	5	1	6	0 / 0	0 / 0	2	0	0
1/3	@CAR	X	X	0	0	0	0 / 0	1 / 13	1	0	0
2020 Season		14	14	52	10	62	0 / 0	2 / 13	11	0	0

200-tackle mark for his career...At Atlanta, Nov. 6, finished with four solo tackles and two passes defended...Vs. Minnesota, Dec. 25, recorded six tackles (five solo) and two passes defended...At Carolina, 1/3/21, picked off Panthers QB P.J. Walker in the third quarter for his second interception to close out the regular season. With a pass defense, defended eight passes in his final five contests...In NFC Wild Card Playoff victory vs. Chicago, 1/10/21, finished with two solo tackles and two passes defended...In season-ending NFC Divisional Playoff loss vs. Tampa Bay, 1/17/21, posted a solo tackle and two passes defended. **2019** – Started all 14 games he played in at RCB and posted 57 tackles, one interception and ranked first on team with club best 14 passes defended. Became the first Saints CB selected to two Pro Bowls...At Seattle, Sept. 22, recorded career-high 12 tackles (career-high ten solo) and a pass defense...Vs. Dallas, Sept. 29, finished with four solo tackles and two passes defended...Vs. Tampa Bay, Oct. 6, recorded three tackles (two solo) and two passes defended...At Jacksonville, Oct. 13, finished with three solo tackles, three pass defenses, and an interception. Forced QB Gardner Minshew II's first interception as a starter in the NFL...At Chicago, Oct. 20, finished with three tackles (two solo) and one pass defended...Vs. Arizona, Oct. 27, finished with two solo tackles...Vs. Atlanta, Nov. 10, finished game with two tackles (one solo) and one pass defense. Left game in first half (thigh)...At Tampa Bay, Nov. 17, inactive (hamstring)...Vs. Carolina, Nov. 24, inactive (hamstring)...At Atlanta, Nov. 28, tied team-high with nine tackles (eight solo). Added a pass defense...Vs. Indianapolis, Dec. 16, recorded one pass defended...At Carolina, Dec. 29, posted three tackles (two solo) and one pass defended...In NFC Wild Card Playoff vs. Minnesota, 1/5/20, finished with four solo tackles and one pass defended. **2018** – Started all 16 regular season contests, recording 59 tackles (49 solo), two interceptions to tie for team lead, a team-high 12 passes defended, a club-best four forced fumbles, which tied for sixth in the National Football League and three fumble recoveries, returned for 91 yards. Led team in takeaways and tied for second in NFL in defensive fumble recoveries, the highest total among defensive backs. Opened both postseason contests and recorded ten tackles (nine solo), led the team with two interceptions and tied club-best with two passes defended...Vs. Cleveland, Sept. 16, finished with four tackles (three solo) and one forced fumble...At N.Y. Giants, Sept. 30, finished with four solo tackles and one fumble recovery...Vs. Washington, Oct. 8, recorded one assisted tackle before leaving in first quarter (concussion)...At Baltimore, Oct. 21, recorded three solo tackles and two passes defended...At Minnesota, Oct. 28, recorded three tackles (two solo) and a

OWNER

FOOTBALL

ADMINISTRATION

RECORDS

HISTORY

fumble recovery returned 54 yards...Vs. L.A. Rams, Nov. 4, started and played on special teams, finishing with four tackles (two solo)...At Cincinnati, Nov. 11, finished with an assisted tackle as part of an effort where New Orleans surrendered only 174 net yards passing...Vs. Philadelphia, Nov. 18, recorded his first interception of 2018, picking off Carson Wentz in the first quarter. Led defense with four tackles and two passes defended...Vs. Atlanta, Nov. 22, finished with five tackles (four solo), a forced fumble and two passes defended...At Dallas, Nov. 29, posted career-high ten tackles (nine solo) and forced and recovered a fumble...At Tampa Bay, Dec. 9, recorded five solo tackles to go along with two passes defended, one interception, and a forced fumble...At Carolina, Dec. 17, recorded two tackles (one solo)...Vs. Pittsburgh, Dec. 23, finished with six solo tackles and one pass defended...Vs. Carolina, Dec. 30, notched two tackles (one solo)...In NFC Divisional Playoff vs. Philadelphia, 1/13/19, recorded two interceptions, including a fourth quarter interception to end Philadelphia's final drive. The two picks tied a Saints single-game playoff career-high. The turnovers were the first postseason interceptions of Lattimore's career, and increased his season total (regular season and postseason combined) to four interceptions, and three against the Eagles. Lattimore also finished the day with four tackles and two pass defenses. Lattimore recorded the Saints first multi-interception postseason game since Jabari Greer had two interceptions in the 2011 NFC Wild Card Playoff vs. Detroit...In NFC Championship vs. L.A. Rams, 1/20/19, started and had a postseason career-high six tackles (playoff career-high five solo). **2017** – Started all 13 games games he played in and totaled 53 tackles (44 solo), one forced fumble, one fumble recovery, five interceptions for 85 yards and 18 passes defended, leading all National Football League rookies in picks and tying for fifth in the league overall, for which he led the Saints as well as in passes defended. Consensus *AP* NFL Defensive Rookie of the Year, combined with fellow Saint, RB Alvin Kamara who captured the *AP* Offensive Rookie of the Year to become the first duo from the same team to sweep the rookie awards in same season since Detroit's Lem Barney and Mel Farr (1967). Started both postseason contests and recorded six solo tackles and a club-best four passes defended...Made his NFL regular season debut at Minnesota, Sept. 11, finishing with four tackles...Vs. New England, Sept. 17, recorded career-high seven tackles (career-high six solo) and two passes defended. Left game in second half (evaluated for concussion)...Inactive at Carolina, Sept. 24 (concussion)...Against Miami in London, Oct. 1, tied for team lead with five solo tackles and added a forced fumble as New Orleans pitched their first shutout since the 2012 season...Vs. Detroit, Oct. 15, had five tackles (one solo), a 27-yard interception return for a touchdown, two passes defended and a forced fumble. Lattimore's touchdown return was one of a club-record three Saints defensive scores in the contest...At Green Bay, Oct. 22, finished with three solo tackles and a pass defended, as Saints surrendered only 79 net passing yards...Vs. Chicago, Oct. 29, finished with three tackles, a fourth quarter 25-yard interception return to seal win, and two passes defended...October NFL Defensive Rookie of the Month, culminating four games where he recorded 16 tackles (12 solo), two interceptions, one returned for a 27-yard TD, five passes defended, a forced fumble and a fumble recovery...Vs. Tampa Bay, Nov. 15, finished with four solo tackles and a pass defended...At Buffalo, Nov. 12, finished with team-high five solo tackles...Vs. Washington, Nov. 19, started and posted one pass defended before exiting the game early (ankle) which would sideline him for the next two contests, returning briefly at start of second half...At Atlanta, Dec. 7, returned and posted three tackles (two solo), a career-long 33-yard interception return and a pass defended...Vs. N.Y. Jets, Dec. 17, finished with five tackles (three solo), a fourth quarter interception and three passes defended...Vs. Atlanta, Dec. 24, finished with six tackles (five solo) with a highlight reel interception initially caught on his backside, which he then grabbed, near the end of the first half that set up a Saints TD and a career-high four passes defended...At Tampa Bay, Dec. 31, posted three solo

tackles and one pass defended. Named NFL Defensive Rookie of the Month, for a month where he recorded 17 tackles (13 solo), had one interception in three consecutive contests and nine passes defended despite missing one game with an ankle injury, becoming the first defensive back in the awards history since it was introduced in 1996 to receive the honor twice...Lattimore and Kamara were also the first teammates to combine to win three NFL Offensive/Defensive Rookie of the Month awards since 1998 (Jaguars: Fred Taylor, Donovan Darius).

**COLLEGE** — A first-team All-Big Ten selection and the top-rated cornerback in the NFL Draft, while playing in only 20 games at Ohio State...Lattimore made quite an impression in the Buckeyes secondary in his only campaign as a full-time starter in 2016, opening all 13 games and posting 41 tackles (30 solo), one stop for loss, four interceptions and 13 passes defended. Helped the Buckeyes rank sixth in the nation in total defense (296.8 ypg.) and third in team passing efficiency defense (94.36) and scoring defense (15.5 ppg.)...In 2015, played in Ohio State's first seven games before being sidelined for remainder of season (leg) and recorded five tackles (four solo) and three passes defended...Redshirted as freshman (2014)...Sport industry major.

**PERSONAL** — One of the Top 50 prospects in the country as a senior at Glenville (Cleveland, Ohio) HS...Starred in the defensive backfield and as a wideout for head coach Ted Ginn Sr., and in his senior year, the Tarblooders went 13-2 and advanced to the Division II state championship game...Had 40 receptions for 911 yards (22.8 avg.) and 16 touchdowns as a senior and had three special teams touchdowns and was named Division II's Ohio defensive player of the year...Also named a first-team *Associated Press* All-State selection...Teamed up with fellow Tarblooders and former Saints teammates Ted Ginn Jr. and Justin Hardee to provide local children with a holiday shopping spree...In 2019, hosted "A Better Day" in his hometown, a day of entertainment for local youth in his hometown...Rode in the Endymion Mardi Gras parade in 2018 and Orpheus in 2019...Born May 20, 1996.

## MARSHON LATTIMORE

Year	Team	GP	GS	Tot	TACKLES			Yds	INTERCEPTIONS					FUMBLES		
					Solo	Asst	Sk		No	Yds	Lg	TD	PD	FF	FR	Yds
2017	New Orleans	13	13	53	44	9	0.0	0.0	5	85	33	1	18	1	1	0
2018	New Orleans	16	16	59	49	10	0.0	0.0	2	0	0	0	12	4	3	91
2019	New Orleans	14	14	57	46	11	0.0	0.0	1	0	0	0	14	0	0	0
2020	New Orleans	14	14	62	52	10	0.0	0.0	2	13	13	0	11	0	0	0
NFL Totals		57	57	231	191	40	0.0	0.0	10	98	33	1	55	5	4	91

**CAREER HIGHS:** **Tackles** — 12, at Seattle (9/22/19); **Solo Tackles** — 10, at Seattle (9/22/19); **Interceptions** — 1 (10x), last at Carolina (1/3/21); **Long Interception Return** — 33, at Atlanta (12/7/17); **Passes Defended** — 4, vs. Atlanta (12/24/17); **Forced Fumbles** — 1 (5x), last at Tampa Bay (12/9/18); **Fumble Recoveries** — 1 (4x), last at Dallas (11/29/18).

### POSTSEASON

Year	Team	GP	GS	Tot	TACKLES			Yds	INTERCEPTIONS					FUMBLES		
					Solo	Asst	Sk		No	Yds	Lg	TD	PD	FF	FR	Yds
2017	New Orleans	2	2	6	6	0	0.0	0.0	0	0	0	0	4	0	0	0
2018	New Orleans	2	2	10	9	1	0.0	0.0	2	14	14	0	2	0	0	0
2019	New Orleans	1	1	4	4	0	0.0	0.0	0	0	0	0	0	0	0	0
2020	New Orleans	2	2	3	2	1	0.0	0.0	0	0	0	0	4	0	0	0
NFL Totals		7	7	23	21	2	0.0	0.0	2	14	14	0	10	0	0	0

**POSTSEASON CAREER HIGHS:** **Tackles** — 6, vs. L.A. Rams (1/20/19); **Solo Tackles** — 5, vs. L.A. Rams (1/20/19); **Interceptions** — 2, vs. Philadelphia (1/13/19); **Long Interception Return** — 14, vs. Philadelphia (1/13/19); **Passes Defended** — 2 (5x), last vs. Tampa Bay (1/17/21).

## VETERANS



**WIL  
LUTZ**

**3  
K**

**HEIGHT: 5-11 • WEIGHT: 184**

**COLLEGE: GEORGIA STATE**

**JOINED SAINTS: FA-16**

**NFL EXPERIENCE: 6**

**BORN: 7/7/94**

**NFL CAREER** – Coming off a Pro Bowl and franchise-record setting campaign in 2019, Lutz continued his success in 2020. He joined Morten Andersen (1985-89) as only the second Saint to score at least 100 points in five consecutive seasons, after connecting on 23-of-28 field goal attempts and making a career-high 57 extra points, tied for second best in the league and in franchise history. In five seasons, he's appeared in 80 regular season games, converting 142-of-164 field goal attempts 86.6 percent and 253-of-260 PATs 97.3 percent. Lutz has also helped New Orleans consistently win the field position battle on kickoffs with 316 career touchbacks, the most in the NFL since 2016. Despite having only played five seasons with the club, his 679 career points and 142 field goals rank third in club record books.

**CAREER TRANSACTIONS** – Agreed to terms with Saints on a five-year contract, 3/13/19; Signed by the New Orleans Saints, 9/6/16; Waived by the Ravens, 8/30/16; Signed as a rookie free agent with the Baltimore Ravens, 5/6/16.

**HONORS** – **2020:** NFC Special Teams Player of the Week (Week Five); **2019:** NFC Special Teams Player of the Week (Week One); Pro Bowl (starter); *PFWA* All-NFC; **2018:** NFC Special Teams Player of the Month (September); Pro Football Focus All-Pro. 2016: NFC Special Teams Player of the Week (Weeks six and eight); All-Rookie (*PFWA*, *NFL.com*).

**2020** – Made 23-of-28 field goal attempts, a career-high 57-of-58 PAT attempts, which tied for second best in the league and franchise history and recorded 71 touchbacks...Vs. Tampa Bay, Sept. 13, converted both of his attempts, making field goals of 29 and 21 yards and going four-for-four on extra point attempts. Lutz also recorded six touchbacks off kickoffs, reaching 251 for his career...At Las Vegas, Sept. 21, converted a 31-yard field goal attempt, three-of-three extra point attempts for six total points and had three-of-five kickoffs sail into the end zone for touchbacks...Vs. Green Bay, Sept. 27, converted three-for-three field goal attempts, the 16th game of his career with at least three field goals, converting on attempts of 45, 35, and 34 yards. Lutz now has 125 career field goals, surpassing Doug Brien (123) for third in club record books...At Detroit, Oct. 4, converted all five of his extra point attempts and had four-of-six kickoffs sail into the end zone for touchbacks...Vs. L.A. Chargers, Oct. 12, converted three-of-three field goal attempts, including a 53-yard kick in the third quarter and a 36-yard kick in overtime. Converted all three PAT attempts and had three touchbacks. Named NFC Special Teams Player of the Week...Vs. Carolina, Oct. 25, converted two-of-two field goal attempts, including a fourth quarter 43-yarder to put New Orleans ahead 27-24, made all three PAT attempts and four-of-six kickoffs sail into the end zone for touchbacks. At Chicago, Nov. 1, converted four-of-five field goal attempts, including the game winning 35-yarder in overtime to give the Saints



the 26-23 win, made both PAT attempts and had two-of-four kickoffs sail into the back of the end zone for touchbacks...At Tampa Bay, Nov. 8, converted a 36-yard field goal and five-of-five PAT attempts and had five-of-seven kickoffs sail into the back of the end zone for touchbacks...Vs. San Francisco, Nov. 15, converted two-of-two field goals from 32 and 40 yards and made all three PAT attempts. Lutz also had five-of-six kickoffs sail into the back of the end zone for touchbacks...Vs. Atlanta, Nov. 22, converted one-of-two field goals from 22 yards and made all three PAT attempts. Lutz also had four-of-five kickoffs sail into the back of the end zone for touchbacks...At Denver, Nov. 29, converted a 40-yard field goal and made all four of his PAT attempts. Lutz also had five-of-five kickoffs sail into the back of the end zone for touchbacks...At Atlanta, Dec. 6, converted all three extra point attempts and also had four-of-four kickoffs sail into the back of the end zone for touchbacks...At Philadelphia, Dec. 13, converted all three extra point attempts and also had three-of-three kickoffs sail into the back of the end zone for touchbacks...Vs. Kansas City, Dec. 20, converted all four extra point attempts and also had five-of-five kickoffs sail into the back of the end zone for touchbacks...Vs. Minnesota, Dec. 25, made his only field goal attempt, a 30-yarder to put the Saints up 10 early in the second quarter. Lutz also converted seven-of-seven PATs and also had all nine kickoffs sail into the back of the end zone for touchbacks...At Carolina, 1/3/21, converted both of his field goal attempts, connecting from 33-yards and 48-yards. Lutz finished his fifth NFL season 23-of-28 on field goal tries. Lutz's miss on the Saints' first extra point attempt of the game was his first miss on an extra point this season...In NFC wild card playoff, vs. Chicago, 1/10/21, converted all three of his PATs, setting a new club record with 16 postseason extra point conversions, surpassing Garrett Hartley (15, 2009-11) in club record books. He also drilled two of his four kickoffs into the end zone for touchbacks...In the NFC divisional playoff, vs. Tampa Bay, Jan. 17, converted on field goal attempts of 23 and 42 yards and made both of his extra point attempts, marking the third postseason game of his career in which he was perfect on his field goal and extra point attempts.

**2019** – Made 32-of-36 field goal attempts, setting a club record for field goals, 48-of-49 PAT attempts and recorded a career-high 74 touchbacks...Ranked second in the NFL in scoring, PATs and touchbacks and third in field goals...In opener vs. Houston, converted a 58-yard field goal on the final play to win the game. The 58-yarder was the longest of Lutz's career and the third-longest in team history. Overall, made two-of-three field goal attempts, converted all three PATs and had all five kickoffs sail into the end zone for touchbacks...Vs. L.A. Rams, drilled 3-of-3 field goals, including a 52-yard kick and had all four kickoffs sail into the end zone for touchbacks...Vs. Dallas, Sept. 29, converted 4-of-4 field goals in a 12-10 win and had all four kickoffs sail into end zone for touchbacks, tying career-high for field goals...Vs. Tampa Bay, Oct. 6, converted a 29-yard field goal, all 3 PATs and 4-of-6 kickoffs for touchbacks...At Jacksonville, Oct. 13, Converted two-of-two field goal attempts, his only PAT and had all four kickoffs sail into the end zone for touchbacks...Set the NFL record for consecutive field goals on the road (35), surpassing Rian Lindell at Chicago, Oct. 20...Converted three-of-three field goal attempts, and had all 3 kickoffs sail into the end zone for touchbacks, vs. Atlanta, Nov. 10...Went 2-of-2 on field goals and 4of-4 on extra points for ten points at Tampa Bay, Nov. 17...Converted a game-winning 33-yard field goal as time expired, finishing 2-of-2 on field goal attempts and 4-of-4 on PATs as he became the fourth Saint to reach 500 points vs. Carolina, Nov. 24...Finished 4-of-4 on field goals and added two PATs to produce 14 points on Thanksgiving night at Atlanta, Nov. 28, as he improved to 18-of-18 versus the Falcons...Converted 47-yard field goal attempt at Tennessee, Dec. 22 to set the club

## VETERANS

single-season record for kicks (32)...Made 6-of-6 PATs and had six of seven kickoffs sail into the end zone for touchbacks in Regular season finale at Carolina, Dec. 29, finishing season with 17 consecutive field goals and 144 points...Converted 2-of-3 field goal attempts, including a 49-yarder to send game to overtime in NFC Divisional Playoff vs. Minnesota, 1/5/20. **2018** – Made 28-of-30 field goal attempts, including a club-record 26 straight, 52-of-53 PAT attempts and recorded 64 touchbacks, also adding three special teams tackles. Second in NFL in scoring with 134 points, third in field goal accuracy (career-high 93.3%), second in PATs (52) and recorded a career-high 64 touchbacks, adding three special teams tackles. September NFC Special Teams Player of the Month, making 10-of-11 field goals...Vs. Tampa Bay, Sept. 9, made a 36-yard field goal and converted all 3 PATs...Vs. Cleveland, Sept. 16, made 1-of-2 field goal attempts, drilling a 44-yard game-winning field goal with 21 seconds left, converted one PAT...At Atlanta, Sept. 23, made 3-of-3 field goals and converted all four PATs...At N.Y. Giants, Sept. 30, made 4-of-4 second quarter field goals, tying an NFL record and all three PATs for a career-high 15 points...Vs. Washington, Oct. 8, made 44-yard field goal, converted 4-of-5 PATs and had 6-of-8 kickoffs sail into end zone for touchbacks...At Baltimore, Oct. 21, made 39-yard field goal attempt and converted 3-of-3 PAT attempts...At Minnesota, Oct. 28, made 3-of-3 field goals, 3-of-3 PATs and had 5-of-7

## WORTH NOTING

In 2019, Lutz booted 23-of-28 field goals and 57-of-58 PATs and tied for ninth in the NFL in scoring among kickers (126 points), including two game-winners in overtime. He is now the club's all-time leader in field goal percentage, ranked third in field goals and scoring and in 2020 was selected to his first Pro Bowl, the first Black and Gold kicker to be selected to the league's all-star game since Pro Football Hall of Fame member Morten Andersen in 1992.

## NEW ORLEANS SAINTS CAREER FIELD GOAL PERCENTAGE LEADERS

Saint, Years	FG PCT.
1. Wil Lutz, 2016-	86.6
2. John Carney, 2001-06, 09-10	82.8
3. Doug Brien, 1995-2000	82.6
4. Morten Andersen, 1982-94	77.6

## NEW ORLEANS SAINTS CAREER FIELD GOAL LEADERS

Saint, Years	FG
1. Morten Andersen, 1982-94	302
2. John Carney, 2001-06, 09-10	168
3. Wil Lutz, 2016-	142

## NEW ORLEANS SAINTS CAREER SCORING LEADERS

Saint, Years	Points
1. Morten Andersen, 1982-94	1,318
2. John Carney, 2001-06, 09-10	768
2. Wil Lutz, 2016-	679

Lutz is also a weapon in the kickoff game with his 71 touchbacks tied for third in the NFL in 2020 and his 316 since 2016 leading the league.

## NFL TOUCHBACK LEADERS SINCE 2016

Player	TB
1. Wil Lutz, NO	316
2. Bradley Pinion, SF/TB	309
3. Greg Zuerlein, Rams/Dal.	289

## NFL TOUCHBACK LEADERS IN 2020

Player	Points
1. Bradley Pinion, TB	85
2. Harrison Butker, KC	72
3t. Wil Lutz, NO	71
3t. Joey Slye, Car.	71
3t. Tyler Bass, Buf.	71

kickoffs sail into the end zone for touchbacks...Vs. L.A. Rams, Nov. 4, converted a season-long 54-yard field goal attempt, 6-of-6 PATs and watched five-of-eight kickoffs sail into the end zone for touchbacks...At Cincinnati, Nov. 11, converted 3-of-3 FG attempts. Finished 6-for-6 on PATs...Tied career-high with 15 points. Recorded a special teams tackle...Vs. Philadelphia, Nov. 18, converted 2-of-2 field goals and all six PATs, becoming the first Saints kicker since John Carney (2002-04) to record 100 points in three straight seasons. Recorded a special teams tackle...Vs. Atlanta, Nov. 22, nailed a 22-yard field goal, his only attempt, converted all four PATs and recorded a special teams stop...At Dallas Nov. 29, nailed a 33-yard field goal, his only PAT attempt, and had all three kickoffs sail into the end zone for touchbacks...At Tampa Bay, Dec. 9, made both field goals and both PATs...At Carolina, Dec. 17, made both field goals and had 3-of-4 kickoffs sail into the back of the end zone for touchbacks...Vs. Pittsburgh, Dec. 23, made 1-of-2 field goals and converted all four PATs. Made 26 consecutive field goals before his second attempt was blocked, moving past Andersen (11/1/92-9/12/93) for the longest streak of consecutive field goals in club history...Vs. Carolina, Dec. 30, made both PATs and had all six kickoffs sail into the end zone for touchbacks. Streak of consecutive games with at least one field goal ended at 36, the second-longest streak in NFL history...In the NFC Divisional playoff game vs. Philadelphia, 1/13/19, connected on a 45-yard field goal attempts with 11 seconds remaining in the first half and nailed another 39-yard field goal in the fourth quarter. Finished game 2-of-3 from field goal range and 2-of-2 on PATs...In the NFC Championship vs. L.A. Rams, 1/20/19, connected all three field goals, both PAT attempts and had 5-of-6 kickoffs sail into the end zone for touchbacks. Moved into second place in team history with 32 postseason points, surpassing Andersen with a playoff career-high 11 points. **2017** – Converted 31-of-36 field goal attempts (86.1 %) and 47-of-50 PATs for 140 points in 16 regular season games. His 31 field goals tied the team record shared by Andersen (1985) and Carney (2002), since broken with his 32 kicks in 2019. In making first four field goals of 2017, had a streak of 20 consecutive field goals until a miss vs. New England, Sept. 17, dating back to 2016 that was then tied for the second most consecutive field goal attempts in team history...Made 4-of-4 field goals at Minnesota, Sept. 11...Made a 41-yard field goal, tied career-high with 7-of-7 PATs and had 6-of-9 kickoffs sail into the end zone for touchbacks vs. Detroit, Oct. 15...Made 2-of-2 on field goals at Green Bay, Oct. 22...Made 2-of-2 field goals, both PATs, had 4-of-5 kickoffs sail into the end zone for touchbacks and on one that didn't, tackled RB Tarik Cohen at the Bears 42-yard line vs. Chicago, Oct. 29...Made 2-of-2 field goal attempts, 5-of-6 PATs and had 8-of-9 kickoffs sail into the end zone, six for touchbacks at Buffalo, Nov. 12...Converted 4-of-4 field goal attempts, including the game-winning 28-yard kick in overtime, as part of a career-high 14 points after drilling both PATs and had all seven of his kickoffs sail into the end zone for touchbacks vs. Washington, Nov. 19...Went 2-of-2 on both field goals and PATs to reach 100 points, becoming the first Saint to accomplish feat in consecutive seasons since Hartley from 2012-13 and pushed career field goal total to 52, tying Charlie Durkee for fifth all-time at L.A. Rams, Nov. 26...Surpassed Durkee the following week with a 31-yard field goal vs. Carolina, Dec. 3...Converted a 34-yard field goal attempt at Atlanta, Dec. 7...Converted 23-yard field goal attempt vs. N.Y. Jets, Dec. 17...Converted all four field goal attempts vs. Atlanta, Dec. 24...At Tampa Bay, Dec. 31, with a 48-yard kick, tied the club record for field goals with Andersen and Carney and finished season with 140 points, second-highest in club history...In NFC Wild Card Playoff vs. Carolina, 1/7/18, drilled a Saints postseason-long 57-yard field goal...In NFC Divisional Playoff vs. Minnesota, 1/14/18, drilled a 43-yard field

goal with 25 seconds remaining to give New Orleans a 24-23 lead. **2016** – Signed by Saints at conclusion of preseason and proceeded to have the most field goals (28) and points (133) by a New Orleans rookie kicker...Made 28-of-34 field goals (82.4 %), including making his last 14 attempts and was 49 of 50 on PATs...In NFL regular season debut at Oakland, Sept. 11, made 2-of-4 field goal attempts and converted all four PAT attempts, narrowly missing a 61-yard attempt as time expired in 35-34 loss... Vs. Atlanta, Sept. 26, his 57-yard field goal was tied for the third-longest in club record books and the longest by a Saints rookie in team history. Also converted 3-of-3 PATs...In fourth quarter come-from-behind win at San Diego, Oct. 2, drilled all 5 PATs and had 4-of-6 kickoffs sail into the end zone for touchbacks...Vs. Carolina, Oct. 16, Drilled 2-of-3 field goals, including a 52-yard game winner with 11 seconds remaining, the first of his career, and all five PATs and had 5-of-8 kickoffs sail into the end zone for touchbacks. It was the longest game-winner by a Saint since Andersen's 53-yard kick at Cleveland on Oct. 28, 1984 as time expired for a 16-14 win, as Lutz was named NFC Special Teams Player of the Week...Vs. Seattle, Oct. 30, drilled all four FGAs and his only PAT for 13 points and made a special teams tackle as he was named NFC Special Teams Player of the Week for the second time in three weeks, joining Reggie Bush (2006) and Thomas Morstead (2009) as only the third Saints rookie to earn the honor twice...Made all seven PATs, setting career-highs for attempts and conversions vs. L.A. Rams, Nov. 27...Drilled both field goals and all six PATs at Arizona, Dec. 18...Made all three field goals, both PATs and drilled 4-of-6 kickoffs through end zone for touchbacks vs. Tampa Bay, Dec. 24.

**COLLEGE** – Played in 47 games (most in school history) for Georgia State, serving primarily as team's placekicker, adding punting duties as senior...Program's career leader in field goals (31), PATs (120) and points (213) and owns school's top punting average (42.8 avg.)...Finished career 31-of-46 on field goals (67.4 percent), with eight of his misses coming from beyond 48 yards...23-of-27 (85.2 percent) from inside the 40-yard line...Second-team All-Sun Belt at punter and nominated for the Ray Guy Award (nation's top punter) in 2015...Finished 7-of-8 on field goals and converted all 35 PATs in 2014, adding punting duties halfway through season...Kicked game-winning 26-yard FG vs. Abilene Christian with 4 seconds left...8-of-12 on field goals in 2013. Converted school-record 53-yard FG at No. 1 Alabama...Was 4-of-7 on field goals and 18-of-18 on PATs as true freshman...Graduated with criminal justice degree.

**PERSONAL** – Prepped at Northgate (Newnan, Ga.) HS, where he was a two-time All-County selection by the *Newnan Times-Herald*...5-of-8 on field goals as senior, helping the team to an 11-1 finish...All-County soccer selection...Success on the field during his Saints tenure has been matched by his commitment to the community through various charitable appearances...Participated in the 2018 Saints Hall of Fame Golf Tournament in Biloxi, Miss...Played in the 2021 Saints Hall of Fame Golf Tournament at Chateau Country Club...Participates in the club's annual Thanksgiving Dinner charity event at the Dryades YMCA...Participated with teammates in 2017 Saints/United Way Hometown Huddle Event at the Salvation Army of Greater New Orleans, showing children how to utilize fitness equipment that was installed...Regularly visits patients at Ochsner Medical Center, as well as the annual Christmas visit organized by former teammate Thomas Morstead in 2017 and 2018...Rode in the Bacchus Mardi Gras parade in 2019...In 2020, was selected as one of Georgia State's most prominent alumni under 40 years old.

## WIL LUTZ

OWNER

FOOTBALL

ADMINISTRATION

RECORDS

HISTORY

### SCORING

Year	Team	GP	FG	FGA	Pct	Lg	Blk	XP	XPA	Pct	Blk	Points
2016	New Orleans	16	28	34	82.4	57	3	49	50	98.0	1	133
2017	New Orleans	16	31	36	86.1	53	0	47	50	98.0	0	140
2018	New Orleans	16	28	30	93.3	54	1	52	53	98.1	0	136
2019	New Orleans	16	32	36	88.9	58	0	48	49	98.0	0	144
2020	New Orleans	16	23	28	82.1	53	0	57	58	98.3	0	126
NFL Totals		80	142	164	86.6	58	4	253	260	97.3	1	679

### FIELD GOALS

Year	Team	1-19	Pct	20-29	Pct	30-39	Pct	40-49	Pct	50+	Pct
2016	New Orleans	1/1	100.0	7/7	100.0	9/11	81.8	8/8	100.0	3/7	42.9
2017	New Orleans	0/0	-	10/10	100.0	4/5	80.0	13/16	81.3	4/5	80.0
2018	New Orleans	1/1	100.0	5/5	100.0	9/9	100.0	11/12	91.7	2/3	66.7
2019	New Orleans	1/1	100.0	9/9	100.0	6/6	100.0	13/15	86.7	3/5	60.0
2020	New Orleans	0/0	-	5/6	83.3	10/10	100.0	7/9	77.8	1/3	33.3
NFL Totals		3/3	100.0	36/37	97.3	38/41	92.7	52/60	86.7	13/23	56.5

**ADDITIONAL STATISTICS:** Special Teams Tackles — (2016, 1); (2017, 3); (2018, 3) **Total: 7;** Kickoff Touchbacks — (2016, 49); (2017, 58); (2018, 64); (2019, 74); (2020, 71) **Total: 316;** Rushing — (2017, one four-yard carry) **Total: One four-yard carry.**

**CAREER HIGHS:** Field Goals Made — 4 (5x), last at Chicago (9/30/18); Field Goal Attempts — 4 (6x), last at Chicago (11/1/20); Longest Field Goal — 58, vs. Houston (9/9/19); Longest Field Goal Attempt — 61, vs. Oakland (9/11/16); PAT Made — 7 (3x), last vs. Minnesota (12/25/20); PAT Attempted — 7 (3x), last vs. Minnesota (12/25/20); Points — 15 (2x), last at Cincinnati (11/11/18); Consecutive FG Made — 26, (9/16-12/23/18); Kickoff Touchbacks — 9, vs. Minnesota (12/25/20).

### POSTSEASON

#### SCORING

Year	Team	GP	FG	FGA	Pct	Lg	Blk	XP	XPA	Pct	Blk	Points
2017	New Orleans	2	2	3	66.7	57	0	7	7	100.0	0	13
2018	New Orleans	2	5	6	83.3	45	0	4	4	100.0	0	19
2019	New Orleans	1	2	3	66.7	49	0	2	2	100.0	0	8
2020	New Orleans	2	2	3	66.7	42	0	5	5	100.0	0	11
NFL Totals		7	11	15	73.3	57	0	18	18	100.0	0	51

#### FIELD GOALS

Year	Team	1-19	Pct	20-29	Pct	30-39	Pct	40-49	Pct	50+	Pct
2017	New Orleans	0/0	-	0/0	-	0/0	-	1/1	100.0	1/2	50.0
2018	New Orleans	0/0	-	1/1	100.0	3/3	100.0	1/1	100.0	0/1	0.0
2019	New Orleans	0/0	-	1/1	100.0	0/0	-	1/2	50.0	0/0	-
2020	New Orleans	0/0	-	1/1	100.0	0/0	-	1/1	100.0	0/1	0.0
NFL Totals		0/0	-	3/3	100.0	3/3	100.0	4/5	80.0	1/4	25.0

**ADDITIONAL POSTSEASON STATISTICS:** Kickoff Touchbacks — (2017, 11); (2018, 9); (2019, 5); (2020, 7) **Total: 32.**

**CAREER HIGHS:** Field Goals Made — 3, vs. Los Angeles Rams (1/20/19); Field Goal Attempts — 3 (2x), last vs. Los Angeles Rams (1/20/19); Longest Field Goal — 57, vs. Carolina (1/7/18); Longest Field Goal Attempt — 57, vs. Carolina (1/7/18); PAT Made — 4, vs. Carolina (1/7/18); PAT Attempted — 4, vs. Carolina (1/7/18); Points — 14, vs. Los Angeles Rams (1/20/19); Kickoff Touchbacks — 6, vs. Carolina (1/7/18).



## VETERANS



**ERIK  
McCOY**

**HEIGHT: 6-4 • WEIGHT: 315**  
**COLLEGE: TEXAS A&M**  
**JOINED SAINTS: D-2**  
**NFL EXPERIENCE: 3**  
**BORN: 8/27/97**

**78  
C/G**

**NFL CAREER** – Enters third season on the interior of the offensive line for the Saints after being selected in the second round of the 2019 NFL Draft as the highest drafted player by New Orleans from Texas A&M. McCoy has opened every regular season and postseason contest at center for New Orleans the past two seasons and was a consensus All-Rookie selection in 2019.

**CAREER TRANSACTIONS** – Signed by the Saints to a four-year contract, 5/10/19; Selected by New Orleans in the second round (48th overall) of the 2019 NFL Draft.

**HONORS** – **2019:** All-Rookie (*PFWA, The Athletic*);

**2020** – Opened all 16 regular season games and both postseason contests at center, blocking for an offense that led the NFL with a club-record 30 rushing touchdowns and averaged 141.6 rushing yards per game, sixth-best in the NFL... Provided a key block on RB Alvin Kamara's 52-yard touchdown reception vs. Green Bay, Sept. 27... Started his 25th consecutive game at center vs. San Francisco, Nov. 15... Blocked for an offense that gained 168 yards rushing vs. Atlanta, Nov. 22... Blocked for an offense that rushed for 229 yards and four scores at Denver, Nov. 29... Blocked for an offense that rushed for over 200 yards for the second consecutive week at Atlanta, Dec. 6... Blocked for an offense that rushed for 264 yards and scored seven touchdowns on the ground, including an NFL record tying six by Kamara vs. Minnesota, Dec. 25... Blocked for an offense that rushed for 157 yards at Carolina, 1/3/21. **2019** – Opened all 16 regular season games and Wild Card Playoff game vs. Minnesota, 1/5/20 at center, blocking for an offensive line that allowed just 25 sacks, tied for the third fewest in the NFL... Consensus All-Rookie selection... At Chicago, Oct 20 and vs. Arizona, Oct. 27, helped RB Latavius Murray rush for over 100 yards in back-to-back contests.

**COLLEGE** – Started all 39 games (37 at center, two at guard) that he appeared in over three seasons... Started and was a team captain for all 13 games in 2018, helping the Aggies gain 6,131 total net yards... Paved the way for the SEC's leading rusher in Trayveon Williams... Led the offense in gaining 500-or-more net yards of total offense in five games... Named SEC's Offensive Lineman of the Week following Texas A&M's victory over LSU... Started every game, lining up at center for 11 of 13 games and guard in the other two in 2017... Helped the Aggies average 406.8 yards per game (155.6 rushing and 251.2 passing)... Assisted the offense in gaining 350 or more yards of total offense in eight games... Earned the team's top academic award... Started all 13 games at center as a redshirt freshman in 2016... Named Freshman All-SEC... Earned SEC Offensive Lineman of the Week honors after a

OWNER

FOOTBALL

ADMINISTRATION

RECORDS

HISTORY

## VETERANS

standout performance in first career start vs. UCLA...Helped clear way for a balanced offense that gained 467.0 yards per game, (211.8 rushing and 250.0 passing)... Offense rushed for more than 200 yards in seven games and had 350-plus yards twice...Graduated with telecommunications degree.

**PERSONAL** – Prepped at Lufkin (Texas) HS...As a senior, graded out at 95 percent with an impressive 27 pancake blocks and 34 knockdowns...Selected as first-team All-District pick and second-team All-State as a senior...Also a first-team All-District pick as a junior...Supports the local non-profit “Son of a Saint”...Erik Christopher McCoy was born on August 27, 1997 in Lufkin, Texas.

### ERIK McCOY

Games Played/Started: New Orleans — (2019, 16/16); (2020, 16/16) Totals: 32/32

#### POSTSEASON

Games Played/Started: New Orleans — (2019, 1/1); (2020, 2/2) Totals: 3/3

OWNER

FOOTBALL

ADMINISTRATION

RECORDS

HISTORY



# TY MONTGOMERY II

88  
WR

HEIGHT: 6-0 • WEIGHT: 216

COLLEGE: STANFORD

JOINED SAINTS: UFA-20 (NYJ)

NFL EXPERIENCE: 7

BORN: 1/22/93

**NFL CAREER** – Originally a third round draft pick (94th overall) of the Green Bay Packers in 2015 out of Stanford, this versatile back will look to compete for a roster spot by contributing on offense and special teams for the second consecutive reason, possessing the fluidity and ability to play both running back and wide receiver. Over the course of his six-year career, Montgomery has appeared in 64 regular season games with 17 starts for the Packers, Ravens, Jets and Saints, carrying 243 times for 1,136 yards (4.7 avg.) with seven touchdowns, catching 123 passes for 1,009 yards (8.2 avg.) with three touchdowns and returning 55 kickoffs for 1,215 yards (22.1 avg.). In five playoff games with three starts for the Saints, Packers and Ravens, he's caught 11 passes for 90 yards, carried 29 times for 105 yards with two touchdowns.

**CAREER TRANSACTIONS** – Agreed to terms with the Saints on a one-year contract, 3/6/21; Activated from Injured Reserve by the Saints, 11/7/20; Placed by the Saints on Injured Reserve, 9/26/20; Agreed to terms with the New Orleans Saints on a one-year contract (UFA-NYJ), 5/15/20; Signed by the New York Jets (UFA-Bal.), 4/12/19; Traded to the Baltimore Ravens for a 2020 seventh-round draft pick, 10/30/18; Placed on Injured Reserve by the Packers, 12/1/17; Placed on Injured Reserve by the Packers, 12/21/15; Signed by the Packers to a four-year contract, 5/21/15; Selected by the Green Bay Packers in the third round (94th overall) of the 2015 NFL Draft.

**2020** – Saw action at RB and WR for New Orleans, playing in six games with one start and carrying 19 times for 101 yards and catching three passes for 27 yards, also returning two kickoffs for 57 yards...In regular season finale at Carolina, 1/3/21, with playoff seeding at stake, Montgomery was thrust into the feature back role and carried 18 times for 105 yards, (5.8 avg.), including a second quarter 36-yard rush for the second-highest rushing total of his career...In NFC Divisional Playoff vs. Tampa Bay, 1/17/21, carried four times for 14 yards and caught a pass for a 13-yard gain.

**2019** - Played in all 16 games with two starts in his first season with the New York Jets, carrying 32 times for 103 yards while also adding 10 receptions for 90 yards... Carried three times for 25 yards (8.3 avg.) and caught three passes for 15 yards (5.0 avg.) for a combined 40 yards from scrimmage vs. Cleveland, Sept. 16...Posted season-highs in rushing yards, rushing attempts, receiving yards, and yards from scrimmage when he carried nine times for 31 yards and caught three passes for 30 yards, combining for 61 total yards vs. Miami, Dec. 8. **2018** - Played in seven games for the Packers before being traded to the Baltimore Ravens on Oct. 30...Appeared in the final six games of the season for the Ravens...For the season, caught 25 passes for 235 yards (9.4 avg.) and carried 41 times for 188 yards (4.6 avg.) and a touchdown

in 13 games...Carried five times for 18 yards and caught two passes for 56 yards, combining for a season-high 74 yards from scrimmage vs. Buffalo, Sept. 30...Carried four times for 12 yards and a touchdown and caught two passes for 10 yards vs. San Francisco, Oct. 15...Had 51 rushing yards on eight attempts, both season highs, and caught three passes for 13 yards vs. Oakland, Nov. 25. **2017**- Played in eight games with five starts for the Packers and rushed for 273 yards and three TDs on 71 carries... Also posted 23 receptions for 173 yards (7.5 avg.) and a TD...Missed three games due to a rib injury and then was sidelined for the final five contests after being placed on injured reserve (wrist) on Dec. 1...Started and posted a career-high 19 carries for 54 yards (2.8 avg.) and a TD vs. Seattle, Sept. 10...Rushed for 35 yards and a TD on 10 carries (3.5 avg.), his second straight game with a rushing TD, and added a season-best 75 yards and a TD on six receptions (12.5 avg.) at Atlanta, Sept. 17...Led the offense with 33 rushing yards on five attempts (6.6 avg.) and added an 18-yard reception vs. Detroit, Nov. 6...Recorded 54 rushing yards and a TD on just six carries (9.0 avg.) at Chicago, Nov. 12. **2016**- Played in 15 games with six starts (at RB) for the Packers, seeing time on offense and special teams...Led the team with 457 rushing yards and three TDs on just 77 carries (5.9 avg.)...Among NFL running backs with 75-plus carries, ranked No. 1 in the league with an average of 5.94 yards per carry... Had 44 catches for 348 yards (7.9 avg.) and 18 kickoff returns for 366 yards (20.3 avg.)...Was the only player in the NFL with 75-plus rushing attempts, 40-plus receptions and 15-plus kickoff returns, also becoming the first player in Packer's history to eclipse each of those marks in a single season...Over the final five regular-season games, rushed for 310 yards and three TDs on 48 carries (6.5 avg.)...Added a special teams tackle...Was inactive for one contest (Week 8 at Atlanta, illness)... Started all three postseason contests and carried for 91 yards and two TDs on 25 carries (3.6 avg.). Added 10 receptions for 77 yards (7.7 avg.)...Registered a career-high 10 catches for a career-best 98 yards (9.8 avg.), with six of the catches going for first downs vs. Dallas, Oct. 16. Had two kickoff returns for 64 yards (32.0 avg.), highlighted by a season-long 40-yard return in the fourth quarter vs...Made his first career start at RB, finishing with 60 yards rushing on nine carries (6.7 avg.) and 10 catches for 66 yards (6.6 avg.) vs. Chicago, Oct. 20...Started at RB and led the team with 53 rushing yards on seven carries (7.6 avg.) vs. Indianapolis, Nov. 6...Led the team with 40 rushing yards on just six carries (6.7 avg.). Also had two receptions for 16 yards (8.0 avg.) and a 39-yard kickoff return vs. Houston, Dec. 4...Started at RB and led the team with 41 rushing yards on nine carries (4.6 avg.). Posted his first career rushing score vs. Seattle, Dec. 11...Started at RB and registered a career-high 162 yards and a career-best two TDs on just 16 carries (10.1 avg.) at Chicago, Dec. 18...Started at RB and led the team with 47 yards rushing and two TDs on 11 carries (4.3 avg.) in the NFC Divisional round at Dallas, 1/15/17. **2015**- Played in six games with three starts at WR for the Packers, seeing action on offense and special teams...Caught 15 passes for 136 yards (9.1 avg.) and two TDs...Posted a 31.1-yard average on seven kickoff returns and rushed for 14 yards on three carries (4.7 avg.)... Missed eight contests due to an ankle injury (Weeks 8-15) before being placed on injured reserve on Dec. 21 for the final two regular-season games and both playoff contests...Served as the primary kickoff returner, posting a 35.3-yard average on his three returns, registered a 41-yard return on his first career return and later added a career-long 46-yard return at Chicago, Sept 13...Saw first action of his career on offense, catching four passes for 37 yards (9.3 avg.) vs. Seattle, Sept. 20...Caught

## VETERANS

two passes for 14 yards, highlighted by the first TD of his career vs. Kansas City, Sept. 28. Also posted a 32.0-yard average on two kickoff returns...Made the first start of his NFL career and caught three passes for 15 yards (5.0 avg.) at San Francisco, Oct. 4. Also registered the first rushing attempts of his pro career, picking up 10 yards on two carries (5.0 avg.)...Started and caught season-high four passes for season-best 59 yards (14.8 avg.) and a 31-yard TD vs. Rams, Oct. 11...Started and posted two catches for 11 yards (5.5 avg.) and a four-yard run vs. San Diego, Oct. 18.

**COLLEGE** – Played in 49 games with 26 starts and caught 172 passes for 2,125 yards (12.4 avg.) and 15 TDs at Stanford...Added 334 rushing yards and four TDs on 39 carries (8.6 avg.)...Finished his career as the school's all-time leader in kickoff return yards with 2,493, besting Chris Owosu's mark (2,132, 2008-11)...Registered a 27.4-yard average on 91 career kickoff returns and a 19.8-yard average on 12 career punt returns...Posted 5,190 all-purpose yards in his career, the fourth most in school history behind Darrin Nelson, Glyn Milburn and Troy Walters...Earned his degree in political science.

**PERSONAL** – Prepped at St. Mark's School of (Dallas) Texas, where he was a five-sport star in football, track, basketball, baseball and lacrosse...Played at WR, RB and QB for the Lions. As a senior, he had 823 rushing yards on 93 carries and 17 catches with 10 total touchdowns. Had 118 career catches and 36 total touchdowns...As a standout track & field athlete, competed as a sprinter and long jumper. At 2011 SPC Championships, earned first-place finishes in the 100-meter dash (10.81 s) and 200-meter dash (22.20 s), also anchoring the 4x100 squad to victory (43.15 s)...Posted career-best leap of 6.55 meters (21 ft, 3 in) in the long jump at 2011 Lancaster Meet of Champions...Working to support the forgotten youth in our society, founded the My 10 Percent Foundation, whose goal is to give today's youth hope for a future they desire and faith that what they desire is possible...Their mission is to assist with the development of fostered youth and raise awareness about the importance of fostering and support the protection and care of those who have suffered from human trafficking and to raise awareness about this issue to find solutions to end this practice...The only child of Lisa Montgomery, raised alongside 17 foster brothers...He and his mother during his Packers tenure worked with the Wisconsin based Coalition for Children, Youth & Families that supports people who are changing lives through foster care and adoption by connecting them to information, training, and support they need to succeed. Its mission is to inspire, inform and support individuals and families caring for children touched by foster care and adoption...Served on the Board of Directors for Eye Heart World, whose mission is to fight and care for United States victims of human trafficking, something he feels ties into another of his passions, foster care...Ty Anthony Montgomery II was born in Jackson, Miss.

OWNER

FOOTBALL

ADMINISTRATION

RECORDS

HISTORY



## TY MONTGOMERY

OWNER

FOOTBALL

ADMINISTRATION

RECORDS

HISTORY

		RUSHING							RECEIVING				
Year	Team	GP	GS	Att	Yds	Avg	Lg	TD	No	Yds	Avg	Lg	TD
2015	Green Bay	6	3	3	14	4.7	9	0	15	136	9.1	31t	2
2016	Green Bay	15	6	77	457	5.9	61	3	44	348	7.9	24	0
2017	Green Bay	8	5	71	273	3.8	37t	3	23	173	7.5	23	1
2018	GB-Bal.	13	0	41	188	4.6	16	1	25	235	9.4	43	0
2019	N.Y. Jets	16	2	32	103	3.2	15	0	13	90	6.9	21	0
2020	New Orleans	6	1	19	101	5.3	36	0	3	27	9.0	17	0
NFL Totals		64	17	243	1,136	4.7	61	7	123	1,009	8.2	43	3

		PUNT RETURNS						KICKOFF RETURNS				
Year	Team	No	FC	Yds	Avg	Lg	TD	No	Yds	Avg	Lg	TD
2015	Green Bay	0	0	0	-	-	0	7	218	31.1	46	0
2016	Green Bay	0	0	0	-	-	0	18	366	20.3	40	0
2018	Green Bay	0	0	0	-	-	0	10	210	21.0	27	0
2019	N.Y. Jets	0	0	0	-	-	0	18	364	20.2	34	0
2020	New Orleans	0	0	0	-	-	0	2	57	28.5	33	0
NFL Totals		0	0	0	-	-	0	55	1,215	22.1	46	0

**CAREER HIGHS:** **Receptions** — 10 (2x), last vs. Chicago (10/20/16); **Receiving Yards** — 98, vs. Dallas (10/16/16); **Long Reception** — 43, vs. Buffalo (10/30/18); **Receiving TDs** — 1 (10x), last at Seattle (9/22/19); **Rushes** — 19, vs. Seattle (9/10/17); **Rushing Yards** — 161, at Chicago (12/18/16); **Long Rush** — 61, at Chicago (12/18/16); **Rushing TDs** — 2, at Chicago (12/18/16); **Total Yards From Scrimmage** — 163, at Chicago (12/18/16); **Touches** — 23, vs. Seattle (9/10/17); **Kickoff Returns** — 4 (3x), last at Baltimore (12/12/19); **Kickoff Return Yards** — 106, at Chicago (9/13/15); **Long Kickoff Return** — 46, at Chicago (9/13/15).

### POSTSEASON

		RUSHING							RECEIVING				
Year	Team	GP	GS	Att	Yds	Avg	Lg	TD	No	Yds	Avg	Lg	TD
2016	Green Bay	3	3	25	91	3.6	15	2	10	77	7.7	34	0
2018	Baltimore	1	0	0	0	-	-	0	0	0	-	-	0
2020	New Orleans	1	0	4	14	3.5	5	0	1	13	13.0	13	0
NFL Totals		5	3	29	105	3.6	15	2	11	90	8.2	34	0

		PUNT RETURNS						KICKOFF RETURNS				
Year	Team	No	FC	Yds	Avg	Lg	TD	No	Yds	Avg	Lg	TD
2018	Baltimore	0	0	0	-	-	0	6	106	17.7	24	0
NFL Totals		0	0	0	-	-	0	6	106	17.7	24	0

**POSTSEASON CAREER HIGHS:** **Receptions** — 6, at Dallas (1/15/17); **Receiving Yards** — 41, vs. New York Giants (1/8/17); **Long Reception** — 34, vs. New York Giants (1/8/17); **Receiving TDs** — 0; **Rushes** — 11 (2x), last at Dallas (1/15/17); **Rushing Yards** — 47, at Dallas (1/15/17); **Long Rush** — 15, at Dallas (1/15/17); **Rushing TDs** — 2, at Dallas (1/15/17); **Total Yards From Scrimmage** — 81, at Dallas (1/15/17); **Kickoff Returns** — 6, vs. Los Angeles Chargers (1/6/19); **Kickoff Return Yards** — 106, vs. Los Angeles Chargers (1/6/19); **Long Kickoff Return** — 24, vs. Los Angeles Chargers (1/6/19); **All Purpose Yards** — 106, vs. Los Angeles Chargers (1/6/19).

## VETERANS



### KYLE MURPHY

HEIGHT: 6-6 • WEIGHT: 305  
COLLEGE: STANFORD  
JOINED SAINTS: FA-21  
NFL EXPERIENCE: 4  
BORN: 12/11/93

79  
OL

**NFL CAREER** – This fourth-year professional has starting experience at both guard and tackle with the Green Bay Packers. His versatility will serve him well in the former Stanford standout's competition for a roster spot in training camp after joining New Orleans midway through the offseason.

**CAREER TRANSACTIONS** – Agreed to terms with New Orleans, 5/16/21; Waived by Houston, 9/5/20; Signed by Houston to reserve/future contract, 1/13/20; Signed by Houston to practice squad, 10/16/19; Waived by Los Angeles Rams, 4/16/19; Signed by Los Angeles Rams to a reserve/future contract, 2/6/19; Signed by Los Angeles Rams to practice squad, 12/29/18; Waived by Green Bay from Reserve/Injured, 12/27/18; Placed by Green Bay on Reserve/Injured (ankle), 9/1/18; Placed by Green Bay on Reserve/Injured (foot), 9/27/17; Signed by Green Bay to a four-year contract, 5/6/16; Selected by the Green Bay Packers in the sixth round (200th) overall of the 2016 NFL Draft.

**2020** – Spent the preseason with the Houston Texans. **2019** – Spent weeks 7-17 on the Houston Texans practice squad. **2018** – Signed to the Rams practice squad prior to Week 17 and spent the entire postseason on the Rams practice squad. Spent the preseason with the Packers before being placed on the Reserve/Injured list (ankle) prior to Week 1. **2017** – Started in the first three games for Green Bay before being placed on the Reserve/Injured list (foot) for the remainder of the season... Started at left tackle vs. Cincinnati, Sept. 24, protecting QB Aaron Rodgers for his fifth-consecutive 300-yard performance, which was a franchise record...Started at left tackle at Atlanta, Sept. 17 and played in 100 percent of offensive snaps, blocking for Rodgers who threw for 343 yards and two touchdowns...Made his first career start vs. Seattle, Sept. 10, starting at right guard and playing every offensive snap. Helped the Packers offense record 26 first downs, the most in a season opener in franchise history. **2016** – Played in three regular season games as a rookie, serving as a reserve offensive lineman...Made his NFL debut at Washington, Nov. 20, seeing action at right guard...Active at Atlanta, Oct. 30 but did not see any action...Inactive for all 12 of the other contests.

**COLLEGE** – Played four years (2012-15) at Stanford, appearing in 54 games with 34 starts, including 27 consecutive to end his college career...Member of an offensive line that finished in the top three among Pac-12 teams in fewest sacks allowed in all four of his seasons (2012-15)...Over his four years with the Cardinal, made a bowl appearance all four years and won three Pac-12 titles (2012, 2013 and 2015)...Graduated with a bachelor's degree in science, tech and society.

OWNER

FOOTBALL

ADMINISTRATION

RECORDS

HISTORY

## VETERANS

**PERSONAL** – Attended San Clemente (Calif.) HS, where he was four-year letterwinner at tackle and defensive end...Rated as third-best high school T and nation's 19th top overall recruit by Rivals.com...Three-time All-South Coast Conference selection...Most Valuable Player of the South Coast Conference as a senior...Participated in the 2012 U.S. Army All-American Bowl and received the Glenn Davis Award, given annually to a player on West team who epitomizes the U.S. Army's high standards of excellence in community service, education and athletic excellence...Participated in shotput on track and field team where he was a Sea View League champion... His older Brother, Kevin, played at Harvard from 2008-11 and then with the Minnesota Vikings from 2012-13...Kyle Neil Murphy was born on December 11, 1993 in Mission Viejo, Calif.

### KYLE MURPHY

Games Played/Started: Green Bay — (2016, 3/0); (2017, 3/3) NFL Totals: 6/3

OWNER

FOOTBALL

ADMINISTRATION

RECORDS

HISTORY



## LATAVIUS MURRAY

28  
RB

HEIGHT: 6-3 • WEIGHT: 230  
COLLEGE: CENTRAL FLORIDA  
JOINED SAINTS: UFA-19 (MIN)  
NFL EXPERIENCE: 9  
BORN: 1/18/90

**NFL CAREER** – Originally a sixth round draft pick (181st overall) of the Oakland Raiders in 2013 out of Central Florida, the versatile back has brought his bruising style to the Black and Gold, which complements Alvin Kamara. Over the course of his eight-year career, Murray has appeared in 108 games with 63 starts for the Raiders, Minnesota Vikings and Saints, carrying 1,194 times for 4,991 yards (4.2 avg.) with 43 touchdowns and catching 185 passes for 1,294 yards (7.0 avg.) with two touchdowns. Murray's 35 rushing touchdowns since the 2016 season rank eighth in the National Football League. In his second season in New Orleans, he played in 15 games with seven starts and carried 146 times for 656 yards (4.5 avg.) with four touchdowns, while catching 23 passes for 176 yards with one score.

**CAREER TRANSACTIONS** – Reinstated by the Saints from Reserve/COVID-19, 1/6/21; Placed by the Saints on Reserve/COVID-19, 1/2/21; Agreed to terms with the New Orleans Saints on a four-year contract (UFA-Min.), 3/13/19; Signed by the Minnesota Vikings (UFA-Oak.), 3/16/17; Placed on Injured Reserve by the Raiders, 8/27/13; Signed by the Raiders to a four-year contract, 6/7/13; Selected by the Oakland Raiders in the sixth round (181st overall) of the 2013 NFL Draft.

**HONORS** – **2016:** FedEx Ground Player of the Week (Week 9 and Week 13); **2015:** Pro Bowl.

**2020** – Played in 15 regular season games with seven starts for New Orleans and carried 146 times 656 yards (4.5 avg.) and four touchdowns. Posted 23 receptions for 176 yards and his second career scoring grab...Finished with a team-leading 48 yards rushing on 15 attempts, the most attempts Murray has recorded in any of his six career openers vs. Tampa Bay, Sept. 13...Started and recorded 12 rushes for 58 yards and added one reception for seven yards vs. Green Bay, Sept. 27...Finished with 64 yards on 15 carries and rushed for two touchdowns, also catching a 19-yard pass at Detroit, Oct. 4...Started alongside Kamara and carried eight times for 34 yards while catching two passes for 23 yards vs. L.A. Chargers, Oct. 12...Carried 11 times for 47 yards (4.3 avg.) vs. Carolina, Oct. 25...Recorded double-digit rushes for fifth time in 2020, recording 39 yards on 10 carries at Tampa Bay, Nov. 8...Started and finished with nine carries for game-high 57 yards vs. San Francisco, Nov. 15...Started and carried 12 times for 49 yards and also recorded two grabs for 36 yards, including a 25-yard grab, as Murray surpassed 6,000 career total yards from scrimmage vs. Atlanta, Nov. 22...Started and turned in his strongest performance of the season, leading team in rushing with 124 yards on 19 carries and two touchdowns, also catching a pass for two yards at Denver, Nov. 29. This was Murray's 11th career 100-yard rushing game, second vs. Denver. Murray's 36-yard, third quarter rushing

touchdown was his longest carry as a Saint...Carried five times for 17 yards and caught two passes for zero yards at Atlanta, Dec. 6...Recorded his first touchdown reception of the season on a third quarter 24-yard catch-and-run from Drew Brees vs. Kansas City, Dec. 20. The score capped off the Saints four-play 75-yard drive to open the second half and gave New Orleans its first lead of the game. Murray finished the game with two receptions for 26 yards and rushed four times for three yards...Rushed for 72 yards on 12 carries, his second-highest rushing output of the season, and added three receptions for 24 yards vs. Minnesota, Dec. 25. Murray surpassed 600 yards on the season for the fifth time in his career, including both of his seasons with New Orleans...In the NFC Wild Card vs. Chicago, 1/10/21, Murray recorded the first postseason receiving touchdown of his career, finishing with two receptions for 11 yards and the touchdown and rushing for nine yards on four carries. Murray's recorded at least one reception in each of his five postseason appearances...Inactive (quadriceps) for NFC Divisional Playoff vs. Tampa Bay, 1/17/21. **2019** - Played in all 16 regular season games with eight starts for Saints and carried 144 times for 639 yards (4.4 avg.) and five touchdowns. Posted 34 receptions for 235 yards and his first career scoring grab...In NFC Wild Card vs. Minnesota, 1/5/20, carried five times for 21 yards and caught a four-yard pass...At Jacksonville, Oct. 13, carried eight times for 44 yards (5.5 avg.) and also grabbed three passes for 35 yards (11.7 avg.)...At Chicago, Oct. 20, opened in place of an Alvin Kamara, his 50th career start and carried career-high 27 times for 119 yards and two touchdowns and caught five passes for 31 yards...Started for second consecutive week in place of a sidelined Kamara vs. Arizona, Oct. 27 and carried 21 times for 102 yards with a touchdown, rushing for 100 yards in back-to-back games for the first time in his seven-year career. Added nine receptions for a career-high 55 yards and his first career touchdown reception, with his first career back-to-back multiple-touchdown performance and the ninth of his career...157 total yards from scrimmage marked the first time a Saint had 150 total yards from scrimmage in back to back contests since running back Deuce McAllister from November 23-30, 2003...Vs. Carolina, Nov. 24, started and finished with seven carries for 64 yards for 9.1 yards per carry. Rushing for a touchdown on New Orleans' opening drive marked the first time in 2019 that the team reached the end zone on their first drive of a contest...Compiled seven carries for 69 yards (season-high 9.9 ypc.) and caught two passes for 25 yards vs. San Francisco, Dec. 8...Carried 17 times for a team-high 61 yards and caught a pass for 14-yard gain in regular season finale at Carolina, Dec. 29. **2018** - Played in all 16 games for the Vikings with six starts and carried 140 times for 578 yards (4.1 avg.) with club-best six touchdowns and added 22 receptions for 141 yards...In opener vs. San Francisco, Sept. 9, rushed for 42 yards on 11 carries...Notched career-high 155 yards rushing and a TD vs. Arizona, Oct. 14...At N.Y. Jets, Oct. 21, rushed for 69 yards on 15 carries (4.6 avg.) and two TDs...Vs. New Orleans, Oct. 28, had 13 carries for 56 yards with a TD and added five receptions for 39 yards...Vs. Detroit, Nov. 4, rushed for 31 yards with a TD...Vs. Miami, Dec. 16, rushed for 68 yards on 15 attempts with a TD. **2017** - Led Vikings with 842 rushing yards on 216 carries and tallied eight TDs...Carried six times for 18 yards and caught two passes for 11 yards at Philadelphia, 1/21/18 in NFC Championship game...Scored a one-yard TD rush in his second career playoff start, vs. New Orleans, 1/14/18 in the Divisional Playoff game, and finished the day with 50 yards on 19 carries and 17 yards on two catches as the Vikings defeated the Saints...Tallied his second 100-yd performance of the season, carrying 20 times for 111 yards and two TDs vs. Chicago, Dec. 31...Helped the team clinch the NFC North title with



## VETERANS

20 carries for 76 yards, his sixth TD of the year and one catch for season-long 28 yards vs. Cincinnati, Dec. 17...Started at Atlanta, Dec. 3 and totaled 97 yards from scrimmage, carrying 16 times for 76 yards and grabbing a season-high three catches for 21 yards...Appeared his first Thanksgiving Day game and totaled 84 yards on 20 carries with a TD at Detroit, Nov. 23...Led the charge vs. L.A. Rams, Nov. 19, with 95 yards on 15 carries (6.3 avg.) and two TDs...Led team with 68 rushing yards on 17 carries at Washington, Nov. 12 and scored second TD as a Viking, a one-yard rush...Recorded first TD and first 100-yard rushing performance as a Viking vs. Baltimore, Oct. 22, finishing with 113 yards on 18 carries (6.3) with a 29-yard TD. **2016** - Appeared in 14 games with 12 starts, missing Weeks five and six with a toe injury in his final season in Oakland...Compiled 788 rushing yards on 195 carries with a career-high 12 rushing TDs, fifth-

most in the NFL, in addition to catching 33 passes for 264 yards....Ran 12 times for 39 yards with a TD and one reception for 12 yards in postseason debut at Houston, 1/7/17 in AFC Wild Card Playoff...Recorded his third-straight game with at least 80 rushing yards, recording 81 yards on 13 carries at Chargers, Dec. 18...Registered second 100-yard game of the season with 103 yards on 22 carries with one TD at Kansas City, Dec. 8...Totalled 82 yards on 20 carries with two TDs vs. Buffalo, Dec. 4...Caught five passes for 59 yards while running the ball 12 times for 33 yards in a win against Houston in Mexico City, Nov. 21...Turned in one of his best performances as a pro with 20 carries for 114 yards and three goal-line TDs in a rivalry game victory vs. Denver, Nov. 6...Ran 18 times for 59 yards with two TDs at Jacksonville, Oct. 23...Ran the ball 32 times for 153 yards through the first three weeks of the season, scoring a TD in each contest. **2015** - Became first Raiders RB since Charlie Garner in 2001 to start all 16 games...Carried the ball a career-high 266 times for 1,066 yards (4.0 avg.), his first career 1,000-yard season, with six TDs...Contributed 79 yards on 19 carries with one TD as well as five receptions for 38 yards vs. Chargers, Dec. 24...Ran the ball 21 times for 78 yards vs. Green Bay, Dec. 20...Totalled 86 yards on 20 carries with a TD vs. Kansas City, Dec. 6...Compiled 96 yards on 17 rushes at Pittsburgh, Nov. 8...Registered his second 100-yard game of the season when he

## WORTH NOTING

MURRAY'S 100-YARD  
RUSHING GAMES (11)

Yds	Date	Opponent	Atts	TDs
155	10/14/18	vs. Ari. (W)	24	1
139	9/27/15	at Cle. (W)	26	1
124	11/29/20	at Den. (W)	19	2
119	10/20/19	at Chi. (W)	27	2
114	11/6/16	vs. Den. (W)	20	3
113	10/22/17	vs. Bal. (W)	18	1
113	11/1/15	vs. NYJ (W)	20	0
112	11/20/14	at KC (W)	4	2
111	12/31/17	vs. Chi. (W)	20	2
103	12/8/16	at KC (L)	22	1
102	10/27/19	vs. Ari. (W)	21	1

MURRAY'S MULTI-TOUCHDOWN  
GAMES (10)

Date	Opponent	TDs
11/6/16	vs. Den. (W)	3
10/23/16	at Jax. (W)	2
12/4/16	vs. Buf. (W)	2
11/9/17	vs. LAR (W)	2
12/31/17	vs. Chi. (W)	2
10/21/18	at NYJ (W)	2
10/20/19	at Chi. (W)	2
10/27/19	vs. Ari. (W)	2
10/4/20	at Det. (W)	2
11/29/20	at Den. (W)	2

rushed 20 times for 113 yards vs. N.Y. Jets, Nov. 1...Ran 15 times for 85 yards with a TD at Chargers, Oct. 25...Turned in his first career 100-yard game with 139 yards on a career-high 26 carries with one TD at Cleveland, Sept. 27. **2014** – Played in 15 games, with three starts, totaling 424 rushing yards on 82 attempts (5.2 avg.) with two touchdowns to go with 17 receptions for 143 yards...Carried 23 times for 86 yards vs. Buffalo, Dec. 21...Rushed for 59 yards on 12 carries at Kansas City, Dec. 14...Totaled 76 yards on 23 carries vs. San Francisco, Dec. 7...Gained 112 yards on four carries with two TDs, including a 90-yarder, vs. Kansas City, Nov. 20, becoming the first player in NFL history to gain at least 110 rushing yards on 5 or fewer carries...Saw his first major action at San Diego, Nov. 16, carrying four times for 43 yards. **2013** – Suffered foot injury in training camp and was placed on Injured Reserve, Aug. 27.

**COLLEGE** – Played four years at UCF...Appeared in 45 career games, totaling 2,424 yards on 453 carries (5.4 avg.) with 37 TDs...Registered 50 receptions for 524 yards and six TDs...Finished his career ranked second in school history in total TDs (44), eighth in rushes (453), sixth in rushing yards (2,424) and third in rushing TDs (37)...Racked up 1,106 yards on 198 rushing attempts with 15 TDs as senior...Named first-team All-Conference USA...Selected to watch list for the Doak Walker Award, presented annually to the nation's top RB...First player in UCF history to rush for a TD in nine straight games...Averaged 100.5 yards per game to lead the conference...Hauled in 27 passes for 231 yards and four TDs... Named team MVP during his junior campaign...Ran the ball 98 times for 549 yards and eight TDs...As a sophomore, appeared in 14 games and totaled 637 rushing yards with 11 TDs on 111 attempts... Named MVP of the C-USA Championship game and the AutoZone Liberty Bowl... Redshirted sophomore season due to a knee injury...Saw action in eight games as a true freshman and compiled 132 yards with three TDs on 36 carries.

**PERSONAL** – Attended Onondaga Central (Nedrow, N.Y.) HS...Named 2007 Gatorade Football Player of the Year in New York by Rise Magazine...As a senior, rushed for 2,194 yards and 28 TDs on 175 carries...Named first-team All-State by the New York Sportswriters Association...Garnered first-team All-State as junior, rushing for 2,030 yards and 30 TDs on 193 carries...Third-team All-State as sophomore, racking up 1,609-yards with 14 TDs...Ranked as the No. 5 prospect in New York by Rivals.com...Ranked as the No. 6 prospect in New York by Scout.com...Enjoys photography as hobby...Participated in NFL's 2018 USO Tour throughout Italy and Germany and the Saints team nominee for the 2020 NFL Salute to Service Award... Traveled to Haiti with former Raiders teammate Derek Carr to visit an orphanage in 2016 and 2018...Honored his late friend, Jonathan Diaz, during My Cause My Cleats in 2017 by auctioning off his cleats and donating the proceeds to Diaz's favorite cause, the Central New York Society for the Prevention of Cruelty to Animals (CNYSPCA)...In 2020, received his MBA from Syracuse University and now working on a master's in public administration...Regular on NFL Network's Good Morning Football program and filled in during the 2017 offseason...In 2020, co-sponsored a giveaway at the Boys and Girls Club in Syracuse of backpacks...In 2021, combined with former UCF teammate Blake Bortles to give the athletic department a \$500,000 gift to help renovate its sports medicine center and part of the football building...Born on Jan. 18, 1990 in Titusville, Fla.

## LATAVIUS MURRAY

OWNER

FOOTBALL

ADMINISTRATION

RECORDS

HISTORY

Year	Team	GP	GS	RUSHING				Lg	TD	No	RECEIVING			
				Att	Yds	Avg					Yds	Avg	Lg	TD
2013	Oakland													
2014	Oakland	15	3	82	424	5.2	90t	2		17	143	8.4	46	0
2015	Oakland	16	16	266	1,066	4.0	54	6		41	232	5.7	23	0
2016	Oakland	14	12	195	788	4.0	42	12		33	264	8.0	39	0
2017	Minnesota	16	11	216	842	3.9	46	8		15	103	6.9	28	0
2018	Minnesota	16	6	140	578	4.1	38t	6		22	141	6.4	16	0
2019	New Orleans	16	8	144	639	4.4	30	5		34	235	6.9	30	1
2020	New Orleans	15	7	146	656	4.5	36t	4		23	176	7.7	25	1
NFL Totals		108	63	1,191	4,991	4.2	90t	43		185	1,294	7.0	46	2

ADDITIONAL STATISTICS: Kickoff Returns — 19 returns for 429 yards, 22.6 avg., 38 LG in 2014.

CAREER HIGHS: Rushes — 27, at Chicago (10/20/19); Rushing Yards — 155, vs. Arizona (10/14/18); Long Rush — 90t, vs. Kansas City (11/20/14); Rushing TDs — 3, vs. Denver (11/6/16); Receptions — 7, vs. Cincinnati (9/13/15); Receiving Yards — 60, at Denver (12/28/14); Long Reception — 46, at Denver (12/28/14); TD Receptions — 1 (2x), last vs. Kansas City (12/20/20).

## POSTSEASON

Year	Team	GP	GS	RUSHING				Lg	TD	No	RECEIVING			
				Att	Yds	Avg					Yds	Avg	Lg	TD
2016	Oakland	1	1	12	39	3.3	18	1		1	12	12.0	12	0
2017	Minnesota	2	2	25	68	2.7	14	1		4	28	7.0	13	0
2019	New Orleans	1	0	5	21	4.2	8	0		1	4	4.0	4	0
2020	New Orleans	1	1	4	9	2.3	4	0		2	11	5.5	6t	1
NFL Totals		5	4	46	137	3.0	18	2		8	55	6.9	13	1

ADDITIONAL POSTSEASON STATISTICS: Miscellaneous Tackles — (2016, 2) Total: 2.

POSTSEASON CAREER HIGHS: Rushes — 19, vs. New Orleans (1/14/18); Rushing Yards — 50, vs. New Orleans (1/14/18); Long Rush — 18, at Houston (1/7/17); Rushing TDs — 1 (2x), last vs. New Orleans (1/14/18); Receptions — 2 (3x), last at Chicago (1/10/21); Receiving Yards — 17, vs. New Orleans (1/14/18); Long Reception — 13, vs. New Orleans (1/14/18); Receiving TDs — 1, vs. Chicago (1/10/21).



## DAVID ONYEMATA

93  
DT

HEIGHT: 6-4 • WEIGHT: 300

COLLEGE: MANITOBA

JOINED SAINTS: D4-16

NFL EXPERIENCE: 6

BORN: 11/13/92

**NFL CAREER** – Possessing a unique combination of size and speed and the ability to play several positions on the defensive line, this Lagos, Nigeria native earned a spot on New Orleans' defensive line rotation in his rookie campaign after enjoying a productive college career north of the border at the University of Manitoba, as the first member of the Bisons program to be drafted, when the Saints added this gifted athlete. Onyemata continued to flourish in 2020 with a formidable Saints defensive front that ranked fourth in the NFL in run defense, starting all 15 games he played in, recording a career-high 44 (20 solo) tackles, a career-best 6.5 sacks, one interception and two passes defended. He signed a three-year contract at the beginning of the 2020 offseason and has developed into a dominant force on New Orleans' defensive front.

**CAREER TRANSACTIONS** – Re-signed to a three-year contract, 3/19/20; Signed to a four-year contract, 5/18/16; Selected by the Saints in the fourth round (120th overall) of the 2016 NFL Draft.

**2020** – Started all 15 regular season games he played in and tallied a career-high 44 tackles (20 solo), a career-high 6.5 sacks, one interception and a career-high two passes defense in helping with a run defense that ranked fourth in the NFL in both yards per game (93.9) and yards per play (3.85)...Notched five tackles and one sack at Las Vegas, Sept. 21...Had one solo tackle and a sack at Detroit, Oct. 4...Posted five tackles and one sack at Chicago, Nov. 1...Had his first career interception when he picked off Buccaneers QB Tom Brady at Tampa Bay, Nov. 8...Finished with three solo tackles and two sacks of Falcons QB Matt Ryan vs. Atlanta, Nov. 22...Posted four tackles (two solo) and one sack at Atlanta, Dec. 6...Had three assisted tackles and split a sack with S Malcolm Jenkins vs. Minnesota, Dec. 25...In the Wild Card Game against Chicago, 1/10/21, had two assisted tackles as New Orleans gave up only 48 yards rushing on 19 carries (2.5 avg.)...Posted three tackles (one solo) in the Divisional Playoff Game vs. Tampa Bay, 1/17/21. **2019** – Started all 15 regular season games he played and tallied 32 tackles, three sacks and one pass defended in helping with a run defense that ranked fourth in the NFL...Notched three tackles and one sack vs. Dallas, Sept. 29...Had two solo tackles and one sack of Panthers QB Kyle Allen vs. Carolina, Nov. 24...In the Wild Card Game against Minnesota, 1/5/20, had three tackles. **2018** – Played in all 16 games with four starts in 2018, Onyemata posted 36 tackles, in helping with a run defense that ranked second in the National Football League, adding 4.5 sacks, a forced fumble and a pass defended. Played in both postseason contests making one start, and tallied four tackles (two solo). At Dallas, Nov. 29, played on defense and special teams and tallied a career-high three sacks, as part of a career-high seven-tackle effort (four solo) with one forced fumble... At Carolina, Dec. 17, played on defense and special teams, recording two solo tackles



## 2020 GAME BY GAME



### DEFENSE

Date	Opp.	GP	ST	SOLO	AST	TOT	SACK / YDS	INT / YDS	PD	FF	FR
9/13	TB	X	X	1	0	1	0 / 0	0 / 0	0	0	0
9/21	@LV	X	X	2	3	5	1 / 5	0 / 0	0	0	0
9/27	GB						INACTIVE				
10/4	@DET	X	X	1	0	1	1 / 9	0 / 0	0	0	0
10/12	LAC	X	X	1	2	3	0 / 0	0 / 0	0	0	0
10/25	CAR	X	X	1	2	3	0 / 0	0 / 0	0	0	0
11/1	@CHI	X	X	1	4	5	1 / 9	0 / 0	0	0	0
11/8	@TB	X	X	0	0	5	0 / 0	1 / 3	1	0	0
11/15	SF	X	X	4	0	4	0 / 0	0 / 0	1	0	0
11/22	ATL	X	X	3	0	3	2 / 9	0 / 0	0	0	0
11/29	@DEN	X	X	1	0	1	0 / 0	0 / 0	0	0	0
12/6	@ATL	X	X	2	3	5	1 / 9	0 / 0	0	0	0
12/13	@PHI	X	X	1	2	3	0 / 0	0 / 0	0	0	0
12/20	KC	X	X	1	4	5	0 / 0	0 / 0	0	0	0
12/25	MIN	X	X	0	3	3	0.5 / 3	0 / 0	0	0	0
1/3	@CAR	X	X	1	1	2	0 / 0	0 / 0	0	0	0
2020 Season		15	15	20	24	44	6.5 / 44	1 / 3	2	0	0

and one sack...Vs. Carolina, Dec. 30, played on defense and special teams and tallied two tackles (one solo) and a split sack. **2017** – Played in all 16 games with starts in last six contests and tallied a career-high 40 tackles, two sacks and a pass defended. In two postseason contests, posted three tackles...Recorded his first career sack in the win over Miami at London's Wembley Stadium, Oct. 1. Part of a line that held Miami to 86 yards rushing in 20-0 shutout...Recorded four assisted tackles and a split sack vs. Tampa Bay, Nov. 5...Starting with contest at Los Angeles Rams, Nov. 26, where he had two assisted tackles, opened last six games following season-ending injury to DE Alex Okafor...Recorded two tackles in the Divisional Round at Minnesota, 1/14/18. **2016** – Appeared in 16 games in his rookie season, totaling 32 tackles, 15 of which were solo stops...Saw action on defense and on special teams in the team's season opener vs. Oakland, Sept. 11, recording two tackles (one solo)...Saw action on defense vs. Carolina, Oct. 16 and recorded a career-high five tackles...Played on defense vs. Los Angeles Rams, Nov. 27, posting three tackles (one solo)...Vs. Detroit, Dec. 4, recorded four tackles (one solo).

**COLLEGE** – Over 37 career games at the University of Manitoba, he posted 166 tackles, 9.5 sacks, two passes defended, one forced fumble and one fumble recovery, becoming the first member of the Bisons program to be drafted...As a senior, was named a Canada West all-star for the second straight campaign, an all-Canadian for the first time and claimed the J.P. Metras Trophy as the top down lineman in CIS football. Second in the conference and ninth in the country with five sacks in eight league games and ranked second in Canada West in tackles for a loss (7.5) and 12th in overall tackles (38.5). Overall in nine contests, all which he started at nose tackle, made 50 stops, five sacks, one pass defended, a forced fumble and a fumble recovery...Selected to play in East West Shrine game...Started all eight conference games as junior and made 3.5 tackles for losses while registering 1.5 sacks, as part of 28 total tackles...Played in 11 games with 10 starts at nose tackle and posted 52 tackles and 2.5 sacks...As a sophomore, tallied 53 tackles, six tackles for loss, 1.5 sacks and a pass defended, starting all 11 games he played in at nose tackle...In his first season of organized football, played in seven games and recorded 11 tackles, four tackles for loss and one split sack...Graduated with a bachelor's degree in Environmental Science.



**PERSONAL** – Last name is pronounced “un-ye-mat-tah”...Attended the Chrisland Schools in Lagos, Nigeria...Did not play football until entering college, as he played soccer as a youth...Played in Saints Hall of Fame golf tournaments in New Orleans and Biloxi, Miss. in 2018...Participated in a football camp at the Ochsner Sports Performance Center for youth from St. Michael's Special School in the 2019 offseason...In 2019, participated in “#DoRight4LA Day with the New Orleans Saints and Dudley DeBosier” volunteering with teammates to completion renovations to the exterior of a house...Born Ebuka Onyemata on Nov. 13, 1992.

## DAVID ONYEMATA

Year	Team	GP	GS	Tot	TACKLES			Yds	INTERCEPTIONS					FUMBLES		
					Solo	Asst	Sk		No	Yds	Lg	TD	PD	FF	FR	Yds
2016	New Orleans	16	0	32	15	17	0.0	0.0	0	0	0	0	0	0	0	0
2017	New Orleans	16	6	40	20	20	2.0	10.0	0	0	0	0	1	0	0	0
2018	New Orleans	16	4	36	23	13	4.5	35.5	0	0	0	0	1	1	0	0
2019	New Orleans	15	15	32	22	10	3.0	15.0	0	0	0	0	1	0	0	0
2020	New Orleans	15	15	44	20	24	6.5	44.0	1	3	1	0	2	0	0	0
<b>NFL totals</b>		<b>78</b>	<b>40</b>	<b>184</b>	<b>100</b>	<b>84</b>	<b>16.0</b>	<b>104.5</b>	<b>1</b>	<b>3</b>	<b>1</b>	<b>0</b>	<b>5</b>	<b>1</b>	<b>0</b>	<b>0</b>

**CAREER HIGHS:** **Tackles** — 7, at Dallas (11/29/18); **Solo Tackles** — 4 (3x), at Atlanta (1/1/17), at Dallas (11/29/18) and vs. San Francisco (11/15/20); **Sacks** — 3.0, at Dallas (11/29/18); **Interceptions** — 1, at Tampa Bay (11/8/20); **Passes Defensed** — 1 (5x), at Buffalo (11/12/17), at Tampa Bay (12/9/18), at Carolina (12/29/19), at Tampa Bay (11/8/20) and vs. San Francisco (11/15/20); **Forced Fumbles** — 1, at Dallas (11/29/18).

### POSTSEASON

Year	Team	GP	GS	Tot	TACKLES			Yds	INTERCEPTIONS					FUMBLES		
					Solo	Asst	Sk		No	Yds	Lg	TD	PD	FF	FR	Yds
2017	New Orleans	2	0	3	1	2	0.0	0.0	0	0	0	0	0	0	0	0
2018	New Orleans	2	1	4	2	2	0.0	0.0	0	0	0	0	0	0	0	0
2019	New Orleans	1	1	3	2	1	0.0	0.0	0	0	0	0	0	0	0	0
2019	New Orleans	1	1	3	2	1	0.0	0.0	0	0	0	0	0	0	0	0
2020	New Orleans	2	2	5	2	3	0.0	0.0	0	0	0	0	0	0	0	0
<b>NFL totals</b>		<b>7</b>	<b>4</b>	<b>16</b>	<b>7</b>	<b>9</b>	<b>0.0</b>	<b>0.0</b>	<b>0</b>	<b>0</b>	<b>0</b>	<b>0</b>	<b>0</b>	<b>0</b>	<b>0</b>	<b>0</b>

**POSTSEASON CAREER HIGHS:** **Tackles** — 3 (3x), vs. Philadelphia (1/13/19), vs. Minnesota (1/5/20) and vs. Tampa Bay (1/17/21); **Solo Tackles** — 2 (3x), vs. Los Angeles Rams (1/20/19), vs. Minnesota (1/5/20) and vs. Tampa Bay (1/17/21).

OWNER


FOOTBALL

ADMINISTRATION

RECORDS

HISTORY

## VETERANS



### ANDRUS PEAT

75  
G/T

HEIGHT: 6-7 • WEIGHT: 316

COLLEGE: STANFORD

JOINED SAINTS: D1A-15

NFL EXPERIENCE: 7

BORN: 11/4/93

**NFL CAREER** – For the first time since 2005, the New Orleans Saints selected an offensive lineman in the first round when they picked Andrus Peat from Stanford in 2015. This seventh-year pro has played in 78 regular season games with 73 starts, opening a contest at every position except center. During the 2020 season, Peat opened 13 contests at left guard as he was named to the NFC Pro Bowl squad for the third consecutive season. He blocked for an offense ranked fifth in the NFL in points per game and sixth in rush yards per game.

**HONORS** – **2020:** Pro Bowl; **2019:** Pro Bowl; **2018:** Pro Bowl; Ford Tough/NFL.com Offensive Line of the week (Week 10).

**CAREER TRANSACTIONS** – Agreed to terms on a five-year contract, 3/20/20; Fifth-year option exercised, 4/12/18; Placed on Injured Reserve, 1/10/18; Agreed to terms on a four-year contract, 5/21/15; Selected by Saints in first round (13th overall) of the 2015 NFL Draft, 4/30/15.

**2020** – Opened all 13 regular season contests and both playoff games he appeared in at left guard and was named to the Pro Bowl squad...Vs. Tampa Bay, Sept. 13, started...At Las Vegas, Sept. 21, started...Vs. Green Bay, Sept. 27, started before leaving the contest in second quarter (ankle)...At Detroit, Oct. 4, inactive (ankle)...Vs. L.A. Chargers, Oct. 12, started...Vs. Carolina, Oct. 25, started, blocking for 138-yards rushing...At Chicago, Nov. 1, started...At Tampa Bay, Nov. 8, started...Vs. San Francisco, Nov. 15, started...Vs. Atlanta, Nov. 22, started, blocking for an offense that gained 168 yards rushing...At Denver, Nov. 29, inactive (concussion)...At Atlanta, Dec. 6, started 75th career game for an rush offense gaining 207 yards...At Philadelphia, Dec. 13, started...Vs. Kansas City, Dec. 20, started...Vs. Minnesota, Dec. 25, inactive (ankle)...At Carolina, 1/3/21, started for an offense that rushed for 157 yards. **2019** – Started 10 regular season games and Wild Card Playoff Game vs. Minnesota, 1/5/20, earning second consecutive trip to the Pro Bowl...At Seattle, Sept. 22, blocked for Alvin Kamara, who gained a season-high and game-high 161 total yards from scrimmage and two touchdowns...Suffered forearm injury vs. Atlanta, Nov. 10 and would miss next six games...Returned to action and starting lineup in regular season finale at Carolina, Dec. 29. **2018** – Started 13 regular season games and both postseason contests, seeing action at both left guard and left tackle and was named to his first career Pro Bowl for the NFL's third ranked scoring offense. The line gave up only 20 sacks in 2018, the second fewest in the league...At N.Y. Giants, Sept. 30, started at left guard as part of an offensive line that blocked for Kamara rushing for a career-high 139 yards and career-best three rushing touchdowns...Vs. L.A. Rams, Nov. 4, started at left guard, blocking for an offense that did not surrender a sack for the second consecutive week and gained 487 total net yards...At Cincinnati,

Nov. 11, started at left guard for an offense that did not surrender a sack for the third consecutive week and gained over 500 total yards...Vs. Philadelphia, Nov. 18, started at left guard for an offensive line that did not surrender a sack for the fourth consecutive week and gained over 500 total yards...At Carolina, Dec. 17, started at left guard and moved over to left tackle in the fourth quarter...Vs. Pittsburgh, Dec. 23, started at left guard and moved over to right tackle and left tackle in the second and third quarters...In the Divisional Playoff Game vs. Philadelphia, 1/13/19, started at left guard, paving the way for a rushing attack that gained 137 yards. **2017** – Played in 15 regular season games with 14 starts, four at left tackle in place of Terron Armstead and ten at left guard...At Minnesota, Sept. 11, started at left guard...Vs. Chicago, Oct. 29, started at left guard...Vs. Tampa Bay, Nov. 5, started at left guard and played at left tackle...At Buffalo, Nov. 12, started at left guard, helping block for the Saints to rush for 298 yards, the third-highest total in club history led by Mark Ingram and Kamara surpassing 100 yards apiece and a club-record six touchdowns and 20 first downs on the ground...At L.A. Rams, Nov. 26, started at left guard and also played at left tackle...Vs. N.Y. Jets, Dec. 17, Peat played on offense and special teams in a limited role while still recovering from a groin injury that sidelined him in previous contest at Atlanta, Dec. 7...Vs. Atlanta, Dec. 24, started at left guard and moved to left tackle for Armstead who left the game in the second quarter (thigh)...Started Wild Card Playoff Game vs. Carolina, 1/7/18 at left guard, before departing in the second quarter with season-ending shin injury. **2016** – Played in 15 games, starting eight at left guard and seven at left tackle due Armstead's injuries...Opened first two games at left guard, before moving to left tackle for next four...Returned to left guard for contests vs. Seattle, Oct. 30 and at San Francisco, Nov. 6, both of which featured 100-yard rushers...Started at left tackle vs. Denver, Nov. 13 and moved back inside to left guard at Carolina, Nov. 17, where he'd settle in for four more contests before moving back to left tackle for final three contests after Armstead was placed on Injured Reserve. **2015** – Appeared in 12 games as rookie, including eight starts at several different positions along the line, showing a versatility that proved useful...Appeared in first NFL game in the opener at Arizona, Sept. 13 as an extra blocker and on special teams...Made first career start as an extra tackle in heavy package vs. Tampa Bay, Sept. 20...Played at left tackle and on special teams vs. Dallas, Oct. 4...Made first career start at left tackle at Philadelphia, Oct. 11...Started at left tackle but left game in first series after suffering knee injury vs. Atlanta, Oct. 15...Inactive at Indianapolis, Oct. 25, and vs. N.Y. Giants, Nov. 1 (knee)...Saw action primarily on special teams and at left tackle in fourth quarter at Washington, Nov. 15...Made his first career start at left guard at Houston, Nov. 29...Started at left guard vs. Carolina, Dec. 6, and blocked for an offense that gained 334 total net yards...Started at left guard and saw first action of season at right tackle vs. Detroit, Dec. 21...Made first career start at right tackle in place of an injured Zach Strief vs. Jacksonville, Dec. 27, and blocked for an offense that gained 537 total net yards and surrendered only one sack...Declared inactive for the team's season finale at Atlanta, 1/3/16, with a concussion.

**COLLEGE** – Played at Stanford from 2012-14, playing in 40 career contests with 27 starts at left tackle...As a junior, started all 13 games, anchoring the left side of an offensive line ranked 18th nationally in fewest tackles for loss allowed (4.62/game) and 42nd in fewest sacks allowed (1.77/game). Named a first-team All-American by ESPN.com, *The Sporting News* and SI.com, second-team All-American by the *Associated Press*, Walter Camp and CBS Sports, an All-Pac-12 first-team selection and an Outland Trophy semifinalist. Was one of two Morris Trophy winners, given annually to the most outstanding offensive and defensive linemen in the Pac-12

## VETERANS

Conference...As a sophomore, started all 14 games, anchoring the left side of one of the nation's top offensive lines, as the Cardinal ranked 11th in fewest sacks allowed (1.14/game) and fewest tackles for loss allowed (4.14/game). Was a SI.com All-American honorable mention selection and *Athlon Sports* All-Pac-12 first-team selection...As a freshman, played in all 13 games and rotated throughout season at left tackle...Psychology major.

**PERSONAL** – Prepped at Corona del Sol (Tempe, Ariz.) HS, where he was a *USA Today* Parade, SuperPrep and PrepStar All-American...Named nation's top recruit by *The Sporting News*...Selected to play in Under Armour All-American and U.S. Army All-American All-Star games...Also lettered in basketball and led school to Division 1 State Championship as a senior...Father Todd, played six seasons for the St. Louis/Phoenix Cardinals (1987-89) and L.A. Raiders (1990, 1992-1993)...Older brother, Todd, played football at Nebraska...Born Andrus Jamerson Peat on Nov. 4, 1993 in Mesa, Ariz.

## ANDRUS PEAT

Games Played/Started: New Orleans — (2015, 12/8); (2016, 15/15); (2017, 15/14); (2018, 13/13); (2019, 10/10); (2020, 13/13) Totals: 78/73

### POSTSEASON

Games Played/Started: New Orleans — (2017, 1/1); (2018, 2/2); (2019, 1/1); (2020, 2/2) Totals: 6/6



## RYAN RAMCZYK

71  
T

HEIGHT: 6-6 • WEIGHT: 314  
COLLEGE: WISCONSIN  
JOINED SAINTS: D1B-17  
NFL EXPERIENCE: 5  
BORN: 4/22/94

**NFL CAREER** – A first round draft pick in 2017, this fifth-year pro started all 16 games he appeared in 2020, blocking for a unit that led the NFL with 30 rushing touchdowns and ranked sixth in rushing yards per game (141.6). Ramczyk has become a stalwart at right tackle, starting all 63 games he has appeared in his first four seasons and being named to the *Associated Press* All-Pro team three consecutive years. He joins William Roaf as only the second Saints tackle to be named *AP* All-Pro three times. Since entering the NFL in 2017, the Saints are tied for the fewest sacks allowed (94) in the league.

**CAREER TRANSACTIONS** – Signed to a five-year contract extension, 6/30/21; Fifth-year option exercised, 3/19/20; Signed to a four-year contract, 6/21/17; Selected by New Orleans in the first round (32nd overall) of the 2017 NFL Draft.

**HONORS** – **2020:** *AP* second-team All-Pro; **2019:** *AP* first-team All-Pro; *PFWA* All-NFL and All-NFC. **2018:** *AP* and Pro Football Focus second-team All-Pro; Ford Tough/NFL.com Offensive Line of the week (Week 10). **2017:** *PFWA* All-Rookie.

**2020** – Started all 16 regular season games and both postseason contests at right tackle, earning *AP* second-team All-Pro honors...Started his 50th career game vs. Green Bay, Sept. 27...Blocked for an offense that gained 138 yards rushing at Tampa Bay, Nov. 8...Blocked for an offense that gained 115 yards rushing vs. San Francisco, Nov. 15...Blocked for an offense that gained 168 yards rushing vs. Atlanta, Nov. 22...Blocked for an offense that rushed for 229 yards and four scores at Denver, Nov. 29...Blocked for an offense that rushed for over 200 yards for the second consecutive week at Atlanta, Dec. 6...Blocked for an offense that rushed for 264 yards and scored seven touchdowns on the ground, including an NFL record-tying six by running back Alvin Kamara vs. Minnesota, Dec. 25...At Carolina, 1/3/21, blocked for an offense that rushed for 157 yards. **2019** – Started all 16 regular season games and the postseason contest at right tackle, earning *AP* first-team All-Pro and *PFWA* All-NFL and All-NFC...In opener vs. Houston, Sept. 9, blocked for an offense that gained 510 yards of total offense...At Seattle, Sept. 22, blocked for an offense that didn't surrender a sack...Vs. Tampa Bay, Oct. 6, blocked for an offense that gained 457 yards of total offense, four passing touchdowns and didn't surrender a sack...Blocked for back-to-back 100-yard rushing games from Latavius Murray at Chicago, Oct. 20 and vs Tampa Bay, Oct. 27....Vs. San Francisco, Dec. 9, blocked for an offense that gained 465 yards of total offense, six touchdowns and didn't surrender a sack...Vs. Indianapolis, Dec. 16, blocked for a line that didn't surrender a sack. **2018** – Started the first 15 regular season games and both playoff contests at right tackle, earning *AP* second-team All-Pro...At N.Y. Giants, Sept. 30, part of an offensive line that blocked for Alvin Kamara rushing for a career-high 139 yards and three touchdowns...Vs. L.A. Rams, Nov. 4, blocked for an offense that did



## VETERANS

not surrender a sack for the second consecutive week and gained 487 total net yards... At Cincinnati, Nov. 11, blocked for an offense that did not surrender a sack for the third consecutive week and gained over 500 total yards...vs. Philadelphia, Nov. 18, blocked for a line that did not surrender a sack for fourth consecutive week and gained over 500 total net yards...In the NFC Divisional Playoff vs. Philadelphia, 1/13/19, paved the way for the Saints rushing attack that recorded 137 yards. **2017** – Started all 16 regular season games and both postseason contests...Started at left tackle in his NFL debut in season opener at Minnesota, Sept. 11...Started at right tackle vs. New England, Sept. 17 and at Carolina, Sept. 24...Started at left tackle before moving to right tackle in second half following season-ending knee injury to Zach Strief against Miami at London's Wembley Stadium, Oct. 1, the position he would man for the remainder of the season...Blocked for back-to-back 100-yard rushing games from RB Mark Ingram II vs. Detroit, Oct. 15 and at Green Bay, Oct. 22....Part of an offense that blocked for Brees passing 23-of-28 for 299 yards vs. Chicago, Oct. 29...Opened up running lanes for 151 yards on the ground vs. Tampa Bay, Nov. 5...Part of a line that blocked for 131 yards rushing and did not allow Brees to be sacked vs. New York Jets, Dec. 17.

**COLLEGE** – Played only one season at Wisconsin after transferring from Wisconsin-Stevens Point in 2015, where he played his first two seasons...Started all 14 games at left tackle in 2016 in Madison on the way to consensus first-team All-American and All-Big Ten honors...Anchored an offensive line that helped the Badgers rush for 203.1 yards per game...Ranked as season's top run blocker among FBS tackles by Pro Football Focus...Allowed just one sack and eight pressures, per PFF...First-team All-Wisconsin Intercollegiate Athletic Conference and a third-team All-Region selection as a sophomore in 2014, where as a starter at left tackle, helped UWSP rank third in league in scoring offense and total offense...As a freshman in 2013, was a second-team All-WIAC selection, when he played in nine games with eight starts at left tackle and was named team's offensive freshman of the year...Initially enrolled at Division II Winona State in 2012, but did not compete...Took classes at Mid-State Technical College after leaving Winona State, before enrolling at UW-Stevens Point...Sociology major.

**PERSONAL** – Attended Stevens Point (Wis.) Area HS, where as a senior, he was named first-team All-State by the Wisconsin Football Coaches Association, AP honorable mention All-State, first-team All-Region, first-team All-Wisconsin Valley Conference, team MVP and Offensive Player of the Year...Played in 2012 WFLA All-Star Game...Enjoys hunting, fishing and watching hockey...Ryan Mack Ramczyk was born April 22, 1994 in Stevens Point, Wisc.

## RYAN RAMCZYK

Games Played/Started: New Orleans — (2017, 16/16); (2018, 15/15); (2019, 16/16); (2020, 16/16) Totals: 63/63

### POSTSEASON

Games Played/Started: New Orleans — (2017, 2/2); (2018, 2/2); (2019, 1/1); (2020, 2/2) Totals: 7/7



## CHRISTIAN RINGO

70  
DL

HEIGHT: 6-1 • WEIGHT: 300

COLLEGE: LOUISIANA-LAFAYETTE

JOINED SAINTS: FA-20

NFL EXPERIENCE: 4

BORN: 3/10/92

**NFL CAREER** – New Orleans signed Ringo to the practice squad at midseason after he spent the 2019 season out of football and he will now compete in training camp for a roster spot on the Saints defensive line. The fourth-year NFL veteran has played in 20 games for four teams, posting career totals of 15 tackles (ten solo), 1.5 sacks and one forced fumble.

**CAREER TRANSACTIONS** – Signed by New Orleans to a reserve/future contract, 1/18/21; Practice squad contract terminated by New Orleans, 1/11/21; Signed by New Orleans to the practice squad, 11/11/20; Contract terminated by Cincinnati, 8/30/19; Signed by Cincinnati to active roster off Dallas practice squad, 11/23/18; Signed to Dallas practice squad, 11/21/18; Waived by Dallas, 11/19/18; Signed to Dallas active roster from practice squad, 11/17/18; Signed to Dallas practice squad, 10/8/18; Dallas practice squad contract terminated, 10/6/18; Signed to Dallas practice squad, 9/26/18; Waived by Detroit, 8/31/18; Re-signed by Detroit to a one-year contract, 3/19/18; Signed to Detroit active roster from practice squad, 11/22/17; Signed to Detroit practice squad, 9/14/17; Waived by Cincinnati, 9/12/17; Awarded to Cincinnati off waivers from Green Bay, 9/6/17; Waived by Green Bay, 9/5/17; Re-signed by Green Bay to one-year contract, 4/13/17; Signed by Green Bay to reserve/future contract, 1/18/16; Signed by Green Bay to practice squad, 9/18/15; Waived by Green Bay, 9/5/15; Signed to a four-year contract by Green Bay, 5/8/15; Selected by Green Bay in the sixth round (210th overall) of the 2015 NFL Draft.

**2020** – Spent two months on the New Orleans practice squad. **2019** – Released by Cincinnati at conclusion of training camp. **2018** – Opened preseason with Detroit, was waived at final cuts, and then signed Sept. 26 to Dallas practice squad...On Cowboys practice squad for Game 4, released before Game 5, then re-signed to practice squad for Games 6-9...Signed to Cowboys' active roster on Nov. 17, prior to Game 10...Played for Cowboys, Nov. 18 at Atlanta (no statistics)...Waived by Dallas on Nov. 19, re-signed to Cowboys' practice squad on Nov. 21...Signed to Bengals' active roster on Nov. 23, prior to Game 11 for Cincinnati, due to injuries along defensive line...Inactive for Game 11 vs. Cleveland, and then played in Games 12-16...Totaled 10 tackles, including 1.5 sacks...Made Bengals debut on Dec. 2 vs. Denver, and tallied two tackles...Recorded three tackles and a half sack on Dec. 9 at L.A. Chargers...On Dec. 30 at Pittsburgh, sacked QB Ben Roethlisberger on third down for a loss of nine. **2017** – Spent preseason with Packers, before being waived, Sept. 5 ... Acquired on waivers by Cincinnati...On roster for Game 1 vs. Baltimore, but inactive...Waived by Bengals on Sept. 12...Signed with Detroit on Sept. 14, and spent nine games (Games 2-10) on Lions practice squad before joining active roster...Played in Lions' final six games, and totaled three tackles. **2016** – Signed to offseason roster in January and made Packers 53-player roster out of training camp...

## VETERANS

Played in eight games and recorded two tackles, with one forced fumble...Played in a postseason game. **2015** – Sixth-round Green Bay draft pick played in all four Packers preseason games, recording an assisted tackle...Waived on final cuts, then signed to Packers' practice squad, where he spent all 16 regular-season games and two postseason games.

**COLLEGE** – Played four seasons (2011-14) for Louisiana-Lafayette...Saw action in 45 games, with 30 starts, totaling 109 tackles, including 35 tackles for loss, 21 sacks, two forced fumbles, four fumble recoveries and four passes defended...As a senior, started all 13 games and anchored defensive line for Ragin' Cajuns team that led the Sun Belt in rushing defense...Was named state's Defensive Player of the Year by the Louisiana Sports Writers Association, after ranking seventh in the nation in TFLs (20) and 12th in the nation in sacks (11.5)...Criminal justice major.

**PERSONAL** – Hometown is Jackson, Miss....Attended Forest Hill High School in Jackson, where he was a four-year starter and posted 64 tackles, nine sacks and two FRs...Lettered three years in HS track (shot put), two years in baseball and one in soccer.


## CHRISTIAN RINGO

Year	Team	GP	GS	Tot	TACKLES			Yds	INTERCEPTIONS					FUMBLES		
					Solo	Asst	Sk		No	Yds	Lg	TD	PD	FF	FR	Yds
2016	Green Bay	8	0	2	2	0	0.0	0.0	0	0	0	0	0	1	0	0
2017	Detroit	6	0	3	2	1	0.0	0.0	0	0	0	0	0	0	0	0
2018	Dallas	1	0	0	0	0	0.0	0.0	0	0	0	0	0	0	0	0
	Cincinnati	5	0	10	6	4	1.5	12.5	0	0	0	0	0	0	0	0
NFL Totals		20	0	15	10	5	1.5	12.5	0	0	0	0	0	1	0	0

**CAREER HIGHS:** Tackles — 3, at L.A. Chargers (12/9/18); Sacks — 1, at Pittsburgh (12/30/18); Interceptions — 0; Passes Defended — 0; Forced Fumbles — 1, vs. Seattle(12/11/16); Fumble Recoveries — 0; Special Teams Tackles — 0.

### POSTSEASON

Year	Team	GP	GS	Tot	TACKLES			Yds	INTERCEPTIONS					FUMBLES		
					Solo	Asst	Sk		No	Yds	Lg	TD	PD	FF	FR	Yds
2016	Green Bay	1	0	0	0	0	0.0	0.0	0	0	0	0	0	0	0	0
NFL Totals		1	0	0	0	0	0.0	0.0	0	0	0	0	0	0	0	0



## MALCOLM ROACH

97  
DL

HEIGHT: 6-3 • WEIGHT: 290

COLLEGE: TEXAS

JOINED SAINTS: FA-20

NFL EXPERIENCE: 2

BORN: 6/9/98

**NFL CAREER** – Signed as an undrafted free agent out of Texas in 2020, Roach brings speed and strength to the interior of the Saints defensive line. After a strong training camp that earned him a spot on the 53-man roster, Roach provided valuable depth playing in 10 games posting 16 tackles (seven solo), two quarterback hits and two stops for loss. Heading into the 2021 season, he looks to continue to build off his rookie campaign with a full offseason in the team's strength and conditioning program.

**CAREER TRANSACTIONS** – Agreed to terms with Saints, 4/27/20.

**2020** – Made his NFL debut and appeared in nine regular season contests and inactive for six, posting 16 tackles (seven solo)...Vs. Tampa Bay, Sept. 13, made NFL debut, recording two solo tackles...At Las Vegas, Sept. 21, played on defense and special teams. Recorded four tackles (career-high tying two solo), including a stop for loss...Vs. Green Bay, Sept. 27, recorded an assisted tackle...At Tampa Bay, Nov. 8, played on defense and special teams, making two assisted tackles...Vs. San Francisco, Nov. 15, played on defense and special teams...Vs. Atlanta, Nov. 22, played on defense and special teams...At Atlanta, Dec. 6, Inactive...At Philadelphia, Dec. 13, played on defense and special teams and recorded two tackles (one solo)...Vs. Kansas City, Dec. 20, played on defense and special teams and recorded four tackles (one solo)...Vs. Minnesota, Dec. 25, played on defense and special teams and recorded a solo tackle.

**COLLEGE** – A four-year defensive lineman who played in 47 career games with 23 starts at the University of Texas...Spent time at both defensive end and linebacker in his career...One of six Longhorns elected by their teammates as a captain for the 2019 season...Made 40 tackles, including 9.0 tackles for a loss, three sacks, one pass breakup and blocked one kick in 2019 as a senior, when he played in 13 games and made 12 starts...In 2018 as a junior, played in nine games with three starts...Made 24 tackles (17 solo) with 1.5 tackles for loss, two quarterback hurries and one pass breakup...In 2017 as a sophomore, played in all 13 games while making three starts...Totaled 37 tackles with four tackles for loss, two sacks and one pass breakup...In 2016 as a true freshman, played in 12 games and made five starts...Made 33 tackles (25 solo), eight tackles for loss and three sacks...Garnered honorable mention for Big 12 Defensive Freshman of the Year...His eight TFL are tied for eighth-most all-time among freshmen at UT...Graduated with a degree in youth and community studies.

**PERSONAL** – Coached by his father Mike Roach Sr. at Madison Prep (Baton Rouge, La.)...Four-time All-State selection...Participated in 2016 Offense-Defense All-American Bowl...Named 2015 first-team Louisiana Sports Writers Association

## VETERANS

2A All-State linebacker and Louisiana Football Coaches Association first-team composite...*Baton Rouge Advocate* All-Metro Outstanding Defensive Player, and Small School MVP...No. 35 in *Times-Picayune* Nifty 50...2014 Louisiana Sports Writers Association first-team 1A All-State defensive lineman, and also a Louisiana Football Coaches Association honorable mention selection...*Advocate* All-Metro... Chosen as the NOLA.com All-Baton Rouge Small Schools Defensive Player of Year... 2013 Louisiana Sports Writers Association first-team 1A All-State DL...Attended Southern Laboratory (Baton Rouge) HS as freshman...Louisiana Sports Writers Association Honorable mention 1A All-State selection...Competed in shot put and discus...Older brother, Mike Jr. an All-SWAC safety at Grambling....Father was All-American LB at Southern...Volunteers his time with the Boy Scouts in Baton Rouge when home...Can sing and play the piano...Born in Baton Rouge on June 9, 1998.

### MALCOLM ROACH

Year	Team	GP	GS	Tot	TACKLES			Yds	INTERCEPTIONS					FUMBLES		
					Solo	Asst	Sk		No	Yds	Lg	TD	PD	FF	FR	Yds
2020	New Orleans	9	0	16	7	9	0.0	0.0	0	0	0	0	0	0	0	0
	NFL Totals	9	0	16	7	9	0.0	0.0	0	0	0	0	0	0	0	0

**CAREER HIGHS:** Tackles — 4, at Las Vegas (9/21/20) and vs. Kansas City (12/20/20); Sacks — 0; Interceptions — 0; Passes Defensed — 0; Forced Fumbles — 0; Fumble Recoveries — 0; Special Teams Tackles — 0.

OWNER

FOOTBALL

ADMINISTRATION

RECORDS

HISTORY





## PATRICK ROBINSON

21  
CB

HEIGHT: 5-11 • WEIGHT: 191

COLLEGE: FLORIDA STATE

JOINED SAINTS: UFA-18 (PHI)

NFL EXPERIENCE: 12

BORN: 9/7/87

**NFL CAREER** – Possessing an impressive combination of speed and outstanding ball skills, this 2010 first round draft pick made his return to New Orleans in 2018 fresh off a Super Bowl LII victory with Philadelphia. In 2020, he saw action in 12 games with four starts, posting 14 tackles (11 solo), two interceptions and four passes defended. In 11 seasons with the Saints, Chargers, Colts and Eagles he has appeared in 123 career games with 62 starts totaling 349 tackles (285 solo), two sacks, 16 interceptions, one returned for a touchdown, 88 passes defended, two sacks, three forced fumbles, three blocked kicks and 14 special teams stops. He looks to continue to provide leadership and depth to the Saints secondary in 2020.

**CAREER TRANSACTIONS** – Activated by the New Orleans Saints from Injured Reserve, 1/9/21; Placed by the Saints on Injured Reserve, 12/13/20; Placed by the Saints on Injured Reserve, 9/26/18; Signed a four-year contract with the Saints (UFA-PHI), 3/19/18; Signed a one-year contract with the Eagles, 3/28/17; Released by the Colts, 3/10/17; Signed a three-year contract with the Colts (UFA-SD), 3/23/16; Signed a one-year contract with the Chargers (UFA-NO), 3/19/15; Placed on Injured Reserve by the Saints, 9/18/13; Signed by the Saints to a five-year contract, 7/30/10; Selected by the Saints in the first round (32nd overall) of the 2010 NFL Draft.

**HONORS** – **2014:** Ed Block Courage Award (Saints recipient).

**2020** – Appeared in 12 regular season games with four starts and the NFC Wild Card Playoff vs. Chicago, 1/10/21...At Detroit, Oct. 4, received his first start of the season and posted four solo tackles, an interception in the end zone to break up a scoring drive and two passes defended...Started vs. L.A. Chargers, Oct. 12 and posted four tackles (two solo)...Vs. San Francisco, Nov. 15, Played on defense and recorded one pick and two passes defended. **2019** – Played in 11 regular season games and NFC Wild Card Playoff vs. Minnesota, 1/5/20...Vs. Tampa Bay, Oct. 6, played on defense and special teams, recording a special teams stop...At Tampa Bay, Nov. 17, played on defense and special teams and recorded three solo tackles... Vs. Carolina, Nov. 24, played on defense and special teams, finishing with two solo tackles...At Tennessee, Dec. 22, played on defense and on special teams, finishing with season-high six solo tackles and a pass defended...At Carolina, Dec. 29, played recorded four tackles (two solo) and a pass defended...In playoff game, played on defense and special teams, finishing with one solo tackle. **2018** – Appeared in three games with one start before a season-ending ankle injury cut season short...Started in a five-defensive back set and finished with two assisted tackles in opener vs.

Tampa Bay, Sept. 9...Played on defense and recorded four tackles (three solo) vs. Cleveland, Sept. 16...Played in 100th career game, Sept. 23 at Atlanta. Left in second quarter with season-ending ankle injury. **2017** – Played in all 16 regular season games for Super Bowl LII Champion Eagles with eight starts, posting 54 tackles (46 solo), a sack, tied a career-high with four interceptions and also added a career-high 22 passes defended...Led the Eagles in picks and also tied for the team lead in passes defended...Vs. N.Y. Giants, Sept. 24, picked off his first pass as an Eagle when he snagged a deflected Eli Manning pass. Logged a season-high six stops and three passes defended...Recorded four solo tackles, and four passes defended vs. Arizona, Oct. 8...Intercepted Cam Newton at Carolina, Oct. 12...Vs. Denver, Nov. 5, snagged a Brock Osweiler throw...Intercepted Derek Carr vs. Oakland, Dec. 25, marking his fourth pick, tying his previous career-high set in 2011...Appeared in all three postseason games recording seven tackles (four solo), an interception returned for a 50-yard touchdown vs. Minnesota in NFC Championship Game and added two passes defended...Changed the momentum when he intercepted Case Keenum and returned the pick 50 yards for a score to tie game at 7-7. **2016** – Played in seven games with six starts for Colts recording 26 tackles (20 solo), five passes defended and one forced fumble. **2015** – Appeared in all 16 games with ten starts for Chargers posting 49 tackles (43 solo), an interception, eight passes defended and a forced fumble...In the season opener vs. Detroit, Sept. 13, posted three tackles (two solo), one interception and one forced fumble...Vs. Denver, Dec. 6, recorded eight tackles (seven solo) and one pass defended. **2014** – Played in 14 games with six starts and recorded 40 tackles (31 solo), two interceptions, 12 passes defended and four special teams stops. Tied for the team lead in interceptions and ranked second in passes defended. Voted by his Saints teammates as the club recipient of the Ed Block Courage Award after returning to play in 2014 after suffering two separate patellar tendon injuries in 2013 that each required surgery and extensive rehabilitation periods...Posted a career-high three special teams tackles vs. Minnesota, Sept. 21...Sandwiched between missing two contests with a hamstring injury, posted three tackles (one solo), picked off Mike Glennon and added one pass defended vs. Tampa Bay, Oct. 5...Made one solo tackle and two passes defended at Carolina, Oct. 30, as Panthers managed only 122 net yards passing...Recorded four tackles (three solo) and career-high five passes defended at Pittsburgh, Nov. 30...Made one interception of Jay Cutler and a pass defended at Chicago, Dec. 15. **2013** – Played in the first two games, recording two solo tackles in the opener vs. Atlanta, Sept. 8, before suffering season-ending knee injury at Tampa Bay, Sept. 15. **2012** – Started all 16 games for the first time and had career-high 64 tackles, a sack, three interceptions, one returned for a touchdown, 17 passes defended and one forced fumble...Dropped Robert Griffin III for a nine-yard loss in opener vs. Washington, Sept. 9...Picked off Aaron Rodgers in the third quarter at Green Bay, Sept. 30...Tied a career-high with nine tackles (seven solo) on Sunday night vs. San Diego, Oct. 7...Had two solo tackles, one pass defended and one forced fumble at Denver, Oct. 28...Gave the Saints a first quarter 7-0 lead they wouldn't relinquish vs. Philadelphia on Monday Night Football, Nov. 5, when Robinson picked off Michael Vick and returned it 99 yards for a touchdown. Robinson's 99-yard return is tied for the longest in team history...Intercepted Colin Kaepernick vs. San Francisco, Nov. 25. **2011** – Played in 15 games with seven starts and registered 54 tackles (42 solo), four interceptions, and 15 passes defended. Also contributed on special teams with two coverage stops, one blocked field goal and

one blocked PAT...Recorded his first career interception, when he picked off Blaine Gabbert, in addition to two passes defended and a stop at Jacksonville, Oct. 2... Made two tackles and intercepted a pass for the second straight contest, when he picked off Newton and blocked a PAT attempt at Carolina, Oct. 9...Tied a season-high with six tackles (five solo) and added one special teams stop vs. N.Y. Giants, Nov. 28...Made four solo tackles, one pass defended and blocked a field goal attempt vs. Detroit, Dec. 4...Recorded four stops, an interception of former Florida State college teammate Christian Ponder, and two passes defended at Minnesota, Dec. 18...Registered three solo tackles and broke up two passes vs. Atlanta, Dec. 26... Recorded three solo tackles and his second interception of Newton of season vs. Carolina, 1/1/12...Had three tackles, a pass defense and two special teams stops in NFC Wild Card Playoff vs. Detroit...Posted five tackles (four solo) and two passes defended in NFC Divisional Playoff at San Francisco. **2010** – Played in 11 games with four starts as rookie and recorded 25 tackles (20 solo), three passes defended and four special teams tackles...After seeing reserve action in three of the first four games (declared inactive at San Francisco, Sept. 20), made his first career start and tallied a team-high eight tackles (eight solo) and one pass defended at Arizona, Oct. 10...Started three more games, suffering an ankle injury at Pittsburgh, Oct. 31, which caused him to be declared inactive for the next two contests at Carolina, Nov. 7 and vs. Seattle, Nov. 21...Returned to action at Dallas, Nov. 25 and posted three solo tackles...Recorded four tackles (three solo) in regular season finale vs. Tampa Bay, 1/2/11...Started in nickel defense in NFC Wild Card Playoff at Seattle, and made one solo tackle and one pass defended.

**COLLEGE** – Played in 45 games at Florida State with 25 starts. Ended college career with 117 tackles, seven interceptions, 21 passes defended, one blocked punt and four forced fumbles...Started 12 games as a senior in 2009 and was named second-team All-ACC, as he finished the season with a career-high 52 tackles (36 solo), two forced fumbles and 11 passes defended...Started eight of the nine games he appeared in as a junior in 2008, helping the Seminoles rank sixth in the NCAA and first in the ACC in pass defense (162.4 ypg.)...Recorded 26 tackles (22 solo), one forced fumble, an interception and four passes defended...As a sophomore, earned honorable mention All-ACC honors. Recorded 28 tackles (18 solo) and a career-high and team-best six interception returns for 87 yards. Interception total ranked third in the ACC and tied for 12th in nation. Also added six passes defended and a forced fumble...Appeared in 12 games as freshman in 2006. Recorded 11 tackles (six solo) and gained 16 yards on a blocked punt return...Also returned blocked PAT for a score vs. Duke...Majored in social science.

**PERSONAL** – Attended South Miami (Fla.) HS before transferring to Gulliver Prep (Miami, Fla.), seeing time at CB and WR...Florida Sports Writers Association Class 2A first-team All-State after intercepting 11 passes and scoring 10 TDs on offense as a senior in 2005...Also starred in track and field, finishing third in state championships in 100 and 200-meter sprints as senior...As junior, an all-region Prep Star selection, recording 32 catches for 491 yards and six TDs, adding eight interceptions...Born Sept. 7, 1987 in Miami, Fla.

## PATRICK ROBINSON

Year	Team	GP	GS	Tot	TACKLES			Yds	INTERCEPTIONS					FUMBLES		
					Solo	Asst	Sk		No	Yds	Lg	TD	PD	FF	FR	Yds
2010	New Orleans	11	4	25	20	5	0.0	0.0	0	0	-	3	0	0	0	0
2011	New Orleans	15	7	54	42	12	0.0	0.0	4	31	25	0	15	0	0	0
2012	New Orleans	16	16	64	54	10	1.0	9.0	3	99	99t	1	17	1	0	0
2013	New Orleans	2	0	2	2	0	0.0	0.0	0	0	-	-	0	0	0	0
2014	New Orleans	14	6	40	31	9	0.0	0.0	2	2	2	0	12	0	0	0
2015	San Diego	16	10	49	43	6	0.0	0.0	1	27	27	0	8	1	0	0
2016	Indianapolis	7	6	26	20	6	0.0	0.0	0	0	-	5	1	0	0	0
2017	Philadelphia	16	8	54	46	8	1.0	0.0	4	36	19	0	22	0	0	0
2018	New Orleans	3	1	6	3	3	0.0	0.0	0	0	-	-	0	0	0	0
2019	New Orleans	11	0	15	13	2	0.0	0.0	0	0	-	2	0	0	0	0
2020	New Orleans	12	4	14	11	3	0.0	0.0	2	0	0	0	4	0	0	0
<b>NFL totals</b>		<b>123</b>	<b>62</b>	<b>349</b>	<b>285</b>	<b>64</b>	<b>2.0</b>	<b>9.0</b>	<b>16</b>	<b>195</b>	<b>99t</b>	<b>1</b>	<b>88</b>	<b>3</b>	<b>0</b>	<b>0</b>
<b>Saints totals</b>		<b>84</b>	<b>38</b>	<b>220</b>	<b>176</b>	<b>44</b>	<b>1.0</b>	<b>9.0</b>	<b>11</b>	<b>132</b>	<b>99t</b>	<b>1</b>	<b>53</b>	<b>1</b>	<b>0</b>	<b>0</b>

**ADDITIONAL STATISTICS:** Special Teams Tackles — (2010, 4); (2011, 2); (2014, 4); (2017, 3); (2019, 1) **Total: 14;** Blocked Field Goals — (2011, 1); (2017, 1) **Total: 2;** Blocked PATs — (2011, 1) **Total: 1.**

**CAREER HIGHS:** Tackles — 9 (2x), last vs. San Diego (10/7/12); Solo Tackles — 8, at Arizona (10/10/10); Sacks — 2 (2x), last at Los Angeles Rams (12/10/17); Interceptions — 1 (16x), last vs. San Francisco (11/15/21); Int. Ret. for TD — 1, vs. Philadelphia (11/5/12); Passes Defensed — 5, at Pittsburgh (11/30/14); Forced Fumbles — 1 (3x), last vs. Chicago (10/9/16); Blocked Field Goals — 1 (2x), last vs. Arizona (10/8/17); Special Teams Tackles — 3, vs. Minnesota (9/21/14).

### POSTSEASON

Year	Team	GP	GS	Tot	TACKLES			Yds	INTERCEPTIONS					FUMBLES		
					Solo	Asst	Sk		No	Yds	Lg	TD	PD	FF	FR	Yds
2010	New Orleans	1	1	1	1	0	0.0	0.0	0	0	-	-	1	0	0	0
2011	New Orleans	2	1	8	5	3	0.0	0.0	0	0	-	-	3	0	0	0
2017	Philadelphia	3	0	7	4	3	0.0	0.0	1	50	50t	1	2	0	0	0
2019	New Orleans	1	0	1	1	0	0.0	0.0	0	0	-	-	0	0	0	0
2019	New Orleans	1	0	0	0	0	0.0	0.0	0	0	-	-	0	0	0	0
<b>NFL totals</b>		<b>8</b>	<b>2</b>	<b>17</b>	<b>11</b>	<b>6</b>	<b>0.0</b>	<b>0.0</b>	<b>1</b>	<b>50</b>	<b>50t</b>	<b>1</b>	<b>6</b>	<b>0</b>	<b>0</b>	<b>0</b>
<b>Saints totals</b>		<b>5</b>	<b>2</b>	<b>10</b>	<b>7</b>	<b>3</b>	<b>0.0</b>	<b>0.0</b>	<b>0</b>	<b>0</b>	<b>-</b>	<b>-</b>	<b>4</b>	<b>0</b>	<b>0</b>	<b>0</b>

**ADDITIONAL POSTSEASON STATISTICS:** Special Teams Tackles — (2011, 2) **Total: 2;**

**POSTSEASON CAREER HIGHS:** Tackles — 5, at San Francisco (1/14/12); Solo Tackles — 4, at San Francisco (1/14/11); Interceptions — 1, vs. Minnesota (1/21/18); Int. Ret. for TD — 1, vs. Minnesota (1/21/18); Passes Defensed — 2, at San Francisco (1/14/12) and vs. Minnesota (1/21/18); Special Teams Tackles — 2, vs. Detroit (1/7/12).



## CESAR RUIZ

51  
C/G

HEIGHT: 6-4 • WEIGHT: 316

COLLEGE: MICHIGAN

JOINED SAINTS: D1-2020

NFL EXPERIENCE: 2

BORN: 6/14/99

**NFL CAREER** – An incredibly athletic and intelligent lineman, Ruiz overcame a training camp injury to be plugged in almost immediately to see regular snaps for the Saints after being selected in the first round of the 2020 NFL Draft. Playing in 15 games with nine starts at right guard as a rookie, the former Michigan standout has the flexibility to play all three interior positions, opening the final 26 games of his college career in the middle.

**CAREER TRANSACTIONS** – Signed, 7/27/20; Selected in the first round (24th overall) of the 2020 NFL Draft.

**2020** – Appeared in 15 games with nine starts at right guard and also opened both postseason contests...Started vs. Atlanta, blocking for an offense that gained 168 yards rushing...Started at Denver, Nov. 29 and blocked for an offense that rushed for 229 yards and four touchdowns...Started vs. Minnesota, Dec. 25, for an offense that rushed for a season-high 264 yards and club-record seven touchdowns, including an NFL record-tying six by RB Alvin Kamara.

**COLLEGE** – Started his final 31 games at Michigan during a 36 game career – five at right guard and the final 26 at center...Opened all 13 games in 2019 and was selected second-team All-Big Ten by conference coaches...In 2018, earned All-Big Ten third-team (coaches), starting all 13 games at center...In 2017, played in ten games and made five starts at right guard...Majored in Afro-American and African studies.

**PERSONAL** – Attended IMG (Bradenton, Fla.) Academy, where he helped lead his team to undefeated seasons in both 2015 and 2016...As a senior in 2016, anchored an IMG offensive line that helped the IMG offense produce 2,000 yards through the air and 1,879 yards on the ground in 11 games...Played in the 2017 Under Armour All-American Game...ESPN four-star recruit, ranked No. 69 nationally and the No. 1 center...Attended the 2016 "Opening" Nike Camp in Beaverton, Oregon...Transferred to IMG from Camden (N.J.) High School, where he spent his first two years.

## CESAR RUIZ

Games Played/Started: New Orleans — (2020, 15/9) Totals: 15/9

### POSTSEASON

Games Played/Started: New Orleans — (2020, 2/2) Totals: 2/2



## VETERANS



### TREVOR SIEMIAN

15  
QB

HEIGHT: 6-3 • WEIGHT: 220  
COLLEGE: NORTHWESTERN  
JOINED SAINTS: PS-20 (TEN.)  
NFL EXPERIENCE: 6  
BORN: 12/26/91

**NFL CAREER** – Originally selected by the Denver Broncos in the seventh round of the 2015 NFL Draft (250th overall) out of Northwestern, Siemian brings starting experience to the Saints quarterback room. Joining the Saints from the Tennessee Titans practice squad during the 2020 season, the Windermere, Fla. native has posted career numbers of 5,689 yards passing, 30 touchdowns and 24 interceptions, while completing 59.2% of his passes for a 79.6 passer rating in 27 career games (25 starts).

**CAREER TRANSACTIONS** – Signed to a reserve/future contract by New Orleans, 1/18/21; Signed to New Orleans practice squad, 12/22/20; Waived by New Orleans, 12/19/20; Acquired by New Orleans from the Tennessee Titans practice squad, 11/21/20; Waived by Tennessee, 11/19/21; Signed to Tennessee practice squad, 9/6/20; Released by Tennessee, 9/5/20; Signed by Tennessee (UFA-NYJ), 8/19/20; Placed on Injured Reserve by Jets, 9/18/19; Signed to a one-year contract by the New York Jets (UFA-Min.), 3/20/19; Acquired by the Minnesota Vikings from Denver along with a seventh round pick in exchange for a 2019 fifth round pick, 3/19/18; Placed on Injured Reserve by Denver, 12/15/17; Signed to a four-year contract by Denver, 5/15/15; Selected by the Denver Broncos in the seventh round (250th overall) of the 2015 NFL Draft.

**2020** – Spent the first ten weeks of season as a member of the Titans practice squad before joining New Orleans after Drew Brees was put on Injured Reserve. After Brees returned from Injured Reserve, spent the remainder of the regular season and postseason on the practice squad. **2019** – Started one game for the New York Jets in Week Two vs. Cleveland, Sept. 16 before leaving the game with a season-ending ankle injury...Siemian completed three-of-six passes for three yards in the loss to the Browns. **2018** - Did not appear in any regular season games as Siemian served as the backup to Vikings quarterback Kirk Cousins. **2017** - Appeared in 11 games with 10 starts for the Broncos before missing the final three weeks of the season due to a shoulder injury... Completed 17-of-28 passes for 219 yards with two touchdowns in opening win vs. L.A. Chargers, Sept. 11...Passed for 231 yards with four touchdowns and a rating of 116.0 vs. Dallas, Sept. 17...Completed 24-of-40 passes for 259 yards in team's loss at Buffalo, Sept. 24...Threw for 179 yards on 16-of-26 passing with a touchdown at Oakland, Oct. 1... Turned in third career 50 attempt performance, going 29-of-50 for 376 yards with a touchdown vs. N.Y. Giants, Oct. 15...Threw for 198 yards on 19-of-36 passing with a touchdown and had two carries for 20 yards at Kansas City, Oct. 30...Turned in a 107.0 rating with 149 yards on 11-of-21 passing with two touchdowns at Oakland, Nov. 26, when he came in in relief of Paxton Lynch... Went 19-of-41 for 200 yards at Miami, Dec. 3...Threw for 200 yards for the second

consecutive week, going 19-of-31 with a touchdown vs. N.Y. Jets, Dec. 10...Passed for 67 yards on 5-of-9 passing at Indianapolis, Dec. 14, before leaving the game with a shoulder injury. **2016** - Started a career-high 14 games for the defending Super Bowl champion Broncos, totaling 3,401 yards with 18 touchdowns and ten interceptions on 289-of-486 (59.5%) passing for a passer rating of 84.6, all career-high marks... He finished the season with an 8-6 record as a starter as the Broncos finished the year 9-7 overall... Made his first career NFL start vs. Carolina, Sept 8, and completed 18-of-26 passes for 178 yards with a touchdown...Threw for 266 yards on 22-of-33 passing vs. Indianapolis, Sept. 18... Went 23-of-32 for 312 yards with 4 TDs at Cincinnati, Sept. 25, for a passer rating of 132.1, his first career game with a rating of 100.0+ to give Denver its 3rd straight win... Completed 5-of-7 passes for 68 yards and a touchdown at Tampa Bay, Oct. 2, before leaving the game due to shoulder injury... Missed the team's matchup with Atlanta, Oct. 9...Attempted 50 passes, completing 30, for 230 yards and a touchdown at San Diego, Oct. 13... Passed for 157 yards on 14-of-25 passing for a 88.3 passer rating vs. Houston, Oct. 24... Went 20-of-38 for 276 yards vs. San Diego, Oct. 30...Passed for 283 yards on 18-of-37 passing with two TDs at Oakland, Nov. 6...Threw 40 times, with 25 completions for 258 yards with two TDs at New Orleans, Nov. 13... Went 20-of-34 for 368 yards, a season-high, with three touchdowns for a passer rating of 125.6 in a close loss vs. Kansas City, Nov. 27, marking three straight games with at least two touchdown passes for Siemian... Missed the team's Week 13 matchup with Jacksonville, Dec. 4, due to a sprained left foot... Attempted a career-high 51 passes on 35-of-51 passing for 282 yards and one touchdown at Tennessee, Dec. 11... Completed 25-of-40 passes for 282 yards with one rush for four yards in a loss vs. New England, Dec. 18...Went 17-of-43 in a loss at Kansas City, Dec. 25 for 183 yards...Passed for 206 yards on 17-of-27 passing with two touchdowns vs. Oakland, 1/1/17, as the Broncos won 24-6 to secure a winning record. **2015** - Served as the third quarterback behind Peyton Manning and Brock Osweiler for the Super Bowl 50 champions...Appeared in one regular-season game, kneeling the ball to end the first half at Pittsburgh, Dec. 20...Did not appear in any of the team's playoff games.

**COLLEGE** – Played in 44 games with 14 starts during his career at Northwestern, completing 550-of-934 passes for 5,931 yards with 27 touchdowns and 24 interceptions in addition to rushing for six scores...Started all 11 games played his redshirt senior season, recording 228 completions on 392 attempts for 2,214 yards with seven touchdown and 11 interceptions in addition to five rushing touchdowns before missing the remainder of the season (torn ACL)...Played in all 12 games as junior, completing 178-of-298 passes for 2,149 yards with 11 touchdowns and nine interceptions...Majored in communication studies.

**PERSONAL** – Threw for Orange County-record 6,144 career yards and 53 touchdowns in three seasons at Olympia (Orlando, Fla.) HS and named the *Orlando Sentinel* 2009 Central Florida Offensive Player of the Year...Selected first-team All-Central Florida and All-Metro in 2009 and second-team in 2008...Also lettered in baseball... Last name is pronounced sim-EE-in...Trevor Siemian was born Dec. 26, 1991, in Orlando, Fla.

# VETERANS

## TREVOR SIEMIAN

PASSING													
Year	Team	GP	GS	Att	Cmp	Pct	Yds	Yds/Att	TD	Int	Lg	Sk	Rate
2015	Denver	1	0	0	0	0.0	0	-	0	0	-	0	0.0
2016	Denver	14	14	486	289	59.4	3,401	7.0	18	10	76t	31	84.6
2017	Denver	11	10	349	206	59.0	2,285	6.5	12	14	44	33	73.3
2018	Minnesota	1	0	0	0	0.0	0	-	0	0	-	0	0.0
2019	NYJ	1	1	6	3	50.0	3	0.5	0	0	3	2	56.3
NFL Totals		27	25	841	498	59.2	5,689	6.8	30	24	76t	66	79.6

RUSHING						
Year	Team	Att	Yds	Avg	Lg	TD
2015	Denver	1	-1	-1.0	-1	0
2016	Denver	28	157	2.0	14	0
2017	Denver	31	127	4.1	15	1
2018	Minnesota	0	0	-	0	0
2019	NYJ	0	0	-	0	0
NFL Totals		60	183	3.1	15	1

**CAREER HIGHS:** Attempts — 51, at Tennessee (12/11/16); Completions — 35, at Tennessee (12/11/16); Completion Pct. — 71.4 (25-for-35), at Los Angeles Chargers (10/22/17); Passing Yards — 368, vs. Kansas City (11/27/16); Long Pass — 76t, vs. Kansas City (11/27/16); Interceptions — 3 (2x), last at Miami (12/3/17); Passing TDs — 4 (2x), last vs. Dallas (9/17/17); Passer Rating — 141.7, at Tampa Bay (10/2/16); Rushes — 6 (2x), last vs. Los Angeles Chargers (9/11/17); Rushing Yards — 23, vs. Kansas City (11/27/16); Long Rush — 15, at Miami (12/3/17); Rushing TDs — 1, last vs. Los Angeles Chargers (9/11/17).

OWNER

FOOTBALL

ADMINISTRATION

RECORDS

HISTORY



## TRE'QUAN SMITH

10  
WR

HEIGHT: 6-2 • WEIGHT: 210  
COLLEGE: CENTRAL FLORIDA  
JOINED SAINTS: D3-18  
NFL EXPERIENCE: 4  
BORN: 1/7/96

**NFL CAREER** – Smith enters 2021 having previously appeared in 40 career regular season games with 23 starts, recording 80 receptions for 1,109 yards with 14 receiving touchdowns in his first three NFL seasons along with five grabs for 110 yards (22.0 avg.) with two touchdowns in four postseason contests with two starts. Smith's 14 touchdown receptions since entering the NFL as a third round draft pick in 2018, rank third on the club over that period.

**CAREER TRANSACTIONS** – Activated from Injured Reserve, 1/16/21; Placed on Injured Reserve, 12/24/20; Signed to a four-year contract, 5/21/18; Selected by the New Orleans Saints in the third round (91st overall) of the 2018 NFL Draft.

**HONORS** – **2018:** Pepsi NFL Rookie of the Week (Week 11)

**2020** – Played in 14 games with ten starts, recording career-highs in receptions (34) and receiving yards (448) and added four receiving touchdowns...Caught five passes for 86 yards at Las Vegas, Sept. 21...Gained 42 yards on four receptions vs. Green Bay, Sept. 27...Caught four passes for 54 yards and tied a career-high with two touchdown grabs in win at Detroit, Oct. 4...Recorded four receptions for 54 yards in win vs. Carolina, Oct. 25...Caught five passes for 43 yards in overtime victory at Chicago, Nov. 1...Caught a 14-yard touchdown in victory at Tampa Bay, Nov. 8...Caught three passes for 42 yards with one touchdown, at Atlanta, Dec. 6... Caught three passes for 60 yards at Philadelphia, Dec. 13...Returned to action from Injured Reserve for NFC Divisional Playoff vs. Tampa Bay, 1/17/21 and recorded the first two postseason touchdown receptions of his career, his first a 56-yard scoring grab from QB Jameis Winston and later, the final touchdown connection of QB Drew Brees' NFL career, finishing with three grabs for 85 yards. **2019** – Played in 11 games with six starts and was declared inactive for five games (ankle)...Had 18 receptions for 234 yards (13.0 avg.) and five touchdowns...Started in opener vs. Houston, Sept. 9 and recorded two receptions for 26 yards with one touchdown...Posted three receptions for 49 yards at L.A. Rams, Sept. 15...Hauled in 13-yard touchdown vs. Carolina, Nov. 24...Caught two passes for 29 yards with one touchdown vs. San Francisco, Dec. 8...Grabbed a 21-yard touchdown vs. Indianapolis, Dec. 26...Hauled in five receptions for 56 yards and one touchdown in regular season finale at Carolina, Dec. 29. **2018** – In his first season with the Saints, saw action in 15 games with seven starts and totaled 28 receptions for 427 yards (15.3 avg.) and five touchdowns...Inactive for contest vs. Atlanta, Nov. 22 with foot injury...Played in his first-career game in regular season opener vs. Tampa Bay, Sept. 9...Started his first career game and caught a pass for an 18-yard gain vs.

Cleveland, Sept. 1...In Week five Monday night win vs. Washington, Oct. 8, started and scored first career touchdown on a 62-yard pass from Brees to make him NFL's all-time passing yardage leader, finishing with three receptions for 111 yards (37.0 avg.) and two scores...In Week seven win at Baltimore, Oct. 21, started and recorded 44 yards on three catches...Caught a team-high ten passes for a club-best 157 yards (15.7 avg.) and one touchdown, vs. Philadelphia, Nov. 18 as he earned Pepsi NFL Rookie of the Week honors...In the regular season finale vs. Carolina, Dec. 30, caught three passes for 30 yards and one touchdown...In his postseason debut in NFC Divisional Playoff vs. Philadelphia, 1/13/19, recorded a 15-yard catch and a five-yard rush...In NFC Championship vs. L.A. Rams, 1/20/19, caught a pass for a gain of ten yards.

**COLLEGE** – Emerging as one of the UCF's top offensive weapons from 2015-17, Smith caught 168 passes for 2,748 yards (16.4 avg.) with 22 touchdowns...For the 13-0 Knights in 2017, started all 13 games he played in and hauled in 54 receptions for 1,082 yards (19.9 avg.) and 13 TDs, his first 1,000-yard receiving season...AAC All-Academic and first-team All-Conference selection...20 plays of 20 yards or more, including seven TD grabs...Carried five times for 23 yards and a TD...Started all 13 games in 2016 and led team with 57 receptions for 853 yards and five TDs. Passed 100 yards four times. Second on team with 12 plays of 20 or more yards...League coaches voted him as 2015 AAC Rookie of the Year...Phil Steele All-AAC third-team...First freshman in UCF history to lead team in receptions and receiving yards...Boasted 52 receptions for 724 yards (13.9 avg.) and four TDs...Set UCF freshman records for receptions and receiving yards with three 100-yard receiving games...Redshirted as a freshman in 2014 and earned a spot on AAC All-Academic Team...Graduated in 2017 with a degree in interdisciplinary studies, attaining conference All-Academic honors.

**PERSONAL** – WR and DB at Village Academy (Delray Beach, Fla.) HS...Earned a spot on the *Palm Beach Post* All-Area first-team (small schools) in 2012 and 2013, when Village Academy reached 2012 and 2013 FHSAA 2A regional semifinals...Posted 30 catches for 674 yards, had 429 rushing yards with 14 overall touchdowns and intercepted three passes as a senior...Collected 41 receptions for 1,086 yards and 12 TDs as junior when he was on the All-State second-team, while posting seven interceptions with two returned for TDs...Listed as the No. 4 prospect in Palm Beach County by the *Sun-Sentinel*...Named 2012 Class 2A Underclassman MVP of the Year by FloridaHSFootball.com...Basketball second-team all-area (small schools) pick as junior forward, averaging 15 points and 14 rebounds per game...Honorable-mention all-area in the 400M in track and field, claiming the district championship and was a state semifinalist by clocking time of 51.70 seconds...Began playing football as junior, picking up two letters, and earned three in basketball and two in track and field...Honor roll member final two years...Participated in the 2019 New Orleans Saints Hall of Fame Golf Tournament...Born on January 7, 1996 in Boynton Beach, FL.



## TRE'QUAN SMITH

OWNER

FOOTBALL

ADMINISTRATION

RECORDS

HISTORY

Year	Team	GP	GS	RECEIVING		Avg	Lg	TD
				No	Yds			
2018	New Orleans	15	7	28	427	15.3	62t	5
2019	New Orleans	11	6	18	234	13.0	32	5
2020	New Orleans	14	10	34	448	13.2	31	4
NFL Totals		40	23	80	1,109	13.9	62t	14

**ADDITIONAL STATISTICS:** Rushing Attempts — One three-yard rush in 2020.

**CAREER HIGHS:** Receptions — 10, vs. Philadelphia (11/18/18); Receiving Yards — 157, vs. Philadelphia (11/18/18); Long Reception — 62t, vs. Washington (10/8/18); Receiving TDs — 2, vs. Washington (10/8/18).

### POSTSEASON

Year	Team	GP	GS	RECEIVING		Avg	Lg	TD
				No	Yds			
2018	New Orleans	2	1	2	25	12.5	15	0
2019	New Orleans	1	0	0	0	-	-	0
2020	New Orleans	1	1	3	85	28.3	56	2
NFL Totals		4	2	5	110	22.0	56t	2

**POSTSEASON ADDITIONAL STATISTICS:** Rushing Attempts — One five-yard rush in 2018.

**CAREER HIGHS:** Receptions — 3, vs. Tampa Bay (1/17/21); Receiving Yards — 85, vs. Tampa Bay (1/17/21); Long Reception — 56t, vs. Tampa Bay (1/17/21); Receiving TDs — 2, vs. Tampa Bay (1/17/21).

## VETERANS



### NOAH SPENCE

57  
DE

HEIGHT: 6-2 • WEIGHT: 251  
COLLEGE: EASTERN KENTUCKY  
JOINED SAINTS: FA-19  
NFL EXPERIENCE: 5  
BORN: 1/8/94

**NFL CAREER** – A fifth-year defender, Spence joined the Saints to add depth to the defensive line late in 2019. Spence spent his first three seasons with the Tampa Bay Buccaneers, who originally picked him in the second round of the 2016 NFL Draft (39th overall) out of the Eastern Kentucky. He saw his best season as a rookie in 2016, posting 22 total tackles (16 solo) with 5.5 sacks, two passes defended and three forced fumbles. For his career, he has played in 34 games with nine starts. Overall, he has tallied 37 tackles (24 solo), 7.5 sacks, two passes defended and four forced fumbles.

**CAREER TRANSACTIONS** – Placed by New Orleans on Reserve/NFI, 5/26/20; Re-signed by New Orleans, 3/24/20; Signed by the New Orleans Saints, 12/11/19; Waived by Washington, 11/19/19; Signed by Washington, 9/18/19; Waived by Buccaneers, 8/31/19; Placed by Buccaneers on Injured Reserve, 10/25/17; Signed by Buccaneers to a four-year contract, 5/12/16; Selected by the Tampa Bay Buccaneers in the second round (39th overall) of the 2016 NFL Draft.

**HONORS** – **2016:** NFL Defensive Rookie of the Month (November); Pepsi Rookie of the Week (Week 12).

**2020** – Missed season with a knee injury suffered in the offseason. **2019** – Signed by New Orleans in Week 15, but was inactive for final three regular season contests and NFC Wild Card Playoff...Played in seven games with Washington where he recorded one sack, two QB hurries and three total tackles. **2018** – Played in 12 games in final season in Tampa Bay, posting three tackles...Played in a reserve role in season-opening win at New Orleans, Sept. 9...Played on special teams at Carolina, Nov. 4...Logged one tackle in win vs. San Francisco, Nov. 25...Recorded one tackle vs. Atlanta, Dec. 30. **2017** – Played and started the first six games for Tampa Bay before being placed on Injured Reserve...Recorded nine total tackles, a sack for a loss of 11 yards and a forced fumble...Vs. Chicago, Sept. 17, posted two solo tackles, a sack and a forced fumble. **2016** – Played in all 16 games with three starts in rookie season for Tampa Bay...Recorded career-high 22 tackles (16 solo), 5.5 sacks, 12 QB hurries, two passes defended and three forced fumbles...Named November NFL Defensive Rookie of the Month...Earned Pepsi Rookie of the Week honors (Week 12)...Posted three tackles and a sack against Oakland, Oct. 30...Recorded four tackles at Kansas City, Nov. 20...Posted season-high five tackles, 1.5 sacks and two forced fumbles vs. Seattle, Nov. 27...Recorded three tackles in finale vs. Carolina, 1/1/17.

**COLLEGE** – Played redshirt junior campaign at Eastern Kentucky in 2015, totaling 63 tackles, 22.5 tackles for loss, 11.5 sacks, fourth-most in EKU history, three forced fumbles and two fumble recoveries...Named FCS All-American by AP, STATS,

OWNER

FOOTBALL

ADMINISTRATION

RECORDS

HISTORY

Walter Camp Foundation and *College Sporting News* "Fabulous Fifty" and College Football Performance Awards FCS National Defensive Performer of the Year...11.5 sacks are fourth-most in a single season in ECU record books...Redshirted in 2014 after transferring from Ohio State, where he spent two seasons, appearing in 24 games with 13 starts, 64 tackles, 15.5 tackles for loss, 8.5 sacks and one forced fumble...Started all 13 games as a sophomore in 2013 recording 52 tackles, 14.5 for loss, 8.5 sacks and one forced fumble...Earned first-team All-Big Ten honors from league media and second-team honors from the league's coaches...As true freshman (2012), played in 11 games, tallying 12 tackles and a sack.

**PERSONAL** – Attended Bishop McDevitt (Harrisburg, Pa.) HS ...Played in Under Armour All-American game, setting a record with three sacks...2011 Pennsylvania Gatorade Player of the Year...Named Maxwell Club 2011 National High School Player of the Year...Son of Helen and Greg Spence, who have four biological children and five adopted sons...Father played at North Carolina State...As a member of the Buccaneers, participated in numerous community initiatives...Born January 8, 1994 in Harrisburg, Pa.

## NOAH SPENCE

Year	Team	GP	GS	Tot	TACKLES			Yds	INTERCEPTIONS					FUMBLES		
					Solo	Asst	Sk		No	Yds	Lg	TD	PD	FF	FR	Yds
2016	Tampa Bay	16	3	22	16	6	5.5	33.5	0	0	0	0	2	3	0	0
2017	Tampa Bay	6	3	9	5	4	1.0	11.0	0	0	0	0	0	1	0	0
2018	Tampa Bay	12	0	3	2	1	0.0	0.0	0	0	0	0	0	0	0	0
2019	Washington	7	0	3	1	2	1.0	0.0	0	0	0	0	0	0	0	0
2020	New Orleans				RESERVE/NON-FOOTBALL INJURY											
NFL totals		41	6	37	24	13	7.5	44.5	0	0	0	0	2	4	0	0

**CAREER HIGHS:** Tackles — 5, vs. Seattle (11/27/16); Sacks — 1.5, vs. Seattle (11/27/16); Interceptions — 0; Passes Defensed — 1 (2x), last vs. New Orleans (12/11/16); Forced Fumbles — 1 (4x), last vs. Chicago (9/17/17); Fumble Recoveries — 0.

## VETERANS



**MICHAEL  
THOMAS**

**13  
WR**

**HEIGHT: 6-3 • WEIGHT: 212**

**COLLEGE: OHIO STATE**

**JOINED SAINTS: D2A-16**

**NFL EXPERIENCE: 6**

**BORN: 3/3/93**

**NFL CAREER** – Entering his sixth season, Thomas is regarded as one of the NFL's premier wide receivers. In 2019, the former Ohio State standout was selected to the Pro Bowl for the third consecutive season and selected an *Associated Press* first-team All-Pro for the second consecutive campaign and as *AP* NFL Offensive Player of the Year. He won his second consecutive NFL receiving title, totaling a league-record 149 receptions for a team-record 1,725 yards, the seventh-highest total in league history. His nine touchdown grabs tied for the team lead. Thomas continues to develop and excel beyond his impressive numbers, showing an exceptional ability to make the tough catch. In 2020, Thomas posted 40 receptions for 438 yards, despite being nagged by ankle and hamstring injuries. In his first five campaigns, he has recorded 510 receptions for 5,950 yards and 32 touchdowns, the most receptions by a player in NFL history in his first five seasons, reaching the milestone in an NFL record 69 games.

**CAREER TRANSACTIONS** – Activated from Injured Reserve; 1/9/21; Placed on Injured Reserve; 12/19/20; Signed to a five-year contract extension by New Orleans, 7/31/19; Signed to a four-year contract, 5/9/16; Selected by the Saints in the second round (47th overall) of the 2016 NFL Draft.

**HONORS** – **2019:** Pro Bowl (starter); *Associated Press* NFL Offensive Player of the Year; First-team *AP* and Pro Football Focus All-Pro; *PFWA* All-NFL and All-NFC; *The Sporting News*, and Bleacher Report All-Pro; NFC Offensive Player of the Month (November); Committee of 101 NFC Offensive Player of the Year. **2018:** Pro Bowl (starter); First-team *AP* and Pro Football Focus All-Pro; *PFWA* All-NFL and All-NFC; *The Sporting News*, and Bleacher Report All-Pro; NFC Offensive Player of the Week (Week 9). **2017:** *PFWA* All-NFC; Pro Bowl. **2016:** *PFWA* and NFL.com All-Rookie.

**2020** – Appeared in seven games with five starts posting 40 receptions for 438 yards...After missing six games, returned at Tampa Bay, Nov. 8, started and led Saints in receptions and receiving yards, finishing with 51 yards on five catches...Vs. San Francisco, Nov. 15, started and caught two passes for 27 yards...Vs. Atlanta, Nov. 22, started and enjoyed his most successful performance of season with nine receptions for 104 yards, with his second catch which was his 482nd, giving him the most catches by an NFL player in his first five seasons, surpassing Jarvis Landry's 481 grabs...At Denver, Nov. 29, started and caught four passes for 50 yards, leading team in receptions and receiving yards...At Atlanta, Dec. 6, led team in receiving and caught nine passes for 105 yards. Eclipsed 500 receptions mark for his career, reaching the milestone in an NFL record 69 games. Surpassed Anquan Boldin and Julio Jones who each reached 500 receptions in 80 games. Recorded his 21st 100-

OWNER

FOOTBALL

ADMINISTRATION

RECORDS

HISTORY

yard receiving game, third in team history...At Philadelphia, Dec. 13, led team in receiving with eight catches for 84 yards. Placed on Injured Reserve, Dec. 19. Activated from injured reserve, 1/9/21...In the NFC wild card playoff, vs. Chicago, 1/10/21, started and recorded five receptions for 73 yards and one touchdown. The touchdown was Thomas' fourth postseason scoring grab, moving him into a tie for first in club records with Marques Colston, Devery Henderson, and Willie Jackson for postseason touchdown receptions. Thomas, who entered the game with 38 postseason grabs, became the second Saint to record 40 postseason receptions, joining Colston (58). Also, joins Colston (788) as only Saints in club history with 500 postseason receiving yards, now with 566...In the NFC divisional playoff vs. Tampa Bay, 1/17/21, recorded no statistics. **2019** - Appeared in all 16 regular season games with 15 starts totaling an NFL-record 149 receptions for a league-high and club-record 1,725 yards and nine touchdowns, tied for team lead...Surpassed Odell Beckham Jr. (61 games) as the fastest player to record 400 receptions...Surpassed Pro Football Hall of Famer Randy Moss (5,396 yards from 1998-2001) for the most receiving yards through a player's first four seasons...Vs. Houston, Sept. 9, started and finished with 123 yards on 10 receptions...At L.A. Rams, Sept. 15, started and led team in receiving with 89 yards on ten receptions...At Seattle, Sept. 22, started and finished with 54 yards on five receptions and a touchdown. Joined Beckham and Anquan Boldin as only the third player in NFL history with at least 300 catches and 4,000 receiving yards in his first 50 games...Vs. Dallas, Sept. 29, finished with nine receptions for 95 yards, becoming only the fifth player in Saints history with 350 receptions and also tied Beckham for reaching 350 catches quickest in NFL history (52 games)...Vs. Tampa Bay, Oct. 6, started and finished with 11 receptions for 182 yards (16.6 avg.) and two touchdowns. It was Thomas' fifth career multi-touchdown game. 182 receiving yards was Thomas' largest output since his 211 in a 2018 Week Nine victory over L.A. Rams, also the last game before this first half in which Thomas finished a half with 100 yards...At Chicago, Oct. 20, started and led team in receiving with nine receptions for 131 yards (14.6 avg.)...Vs. Arizona, Oct. 27, started 50th career game and finished with 11 receptions for 112 yards and a TD...Vs. Atlanta, Nov. 10, started and recorded 152 yards on 13 receptions. He surpassed Beckham (61 games) as the fastest player in NFL history to record 400 receptions with a seven-yard grab with :48 remaining in the second quarter. Recorded his 401st career reception with 13:10 to play in the third quarter, surpassing Landry (400 receptions) for the most grabs in a player's first four seasons. Increased his season total to 1,027 receiving yards and surpassed 1,000 yards in each of his first four seasons. Recorded third consecutive game with at least 100 receiving yards, and had the 14th 100-yard receiving game of his career, surpassing TE Jimmy Graham (2010-14) for fourth in club record books...At Tampa Bay, Nov. 17, Started and led team in receiving with eight grabs for 144 yards (18.0 avg.) and one touchdown, his sixth 100-yard game of 2019 and 15th of his career. Four straight games with over 100 yards receiving tying a club record set by Graham in 2011 and 2013. With 4,928 career receiving yards, Thomas surpassed Danny Abramowicz for fourth place in club history...Vs. Carolina, Nov. 24, had ten receptions for 101 yards and one TD, becoming only fifth player in NFL history to have at least 100 receptions and 1,200 receiving yards in three consecutive seasons, joining Antonio Brown, Marvin Harrison, Herman Moore, and Jerry Rice. Joined Colston, Eric Martin, and Joe Horn as only the fourth player with 5,000 receiving yards as a member of the Saints. Became the first Saint to have at least 100 receiving yards in five



## VETERANS

consecutive games, surpassing Graham. Thomas' seven 100-yard receiving games in 2019 set a new team record for 100-yard games in a season. Recording at least eight receptions and 100 receiving yards in five consecutive games, became only the fourth player in NFL history to do so in a single season (Isaac Bruce, 6 in 1995; Anquan Boldin, 5 in 2005; Calvin Johnson, 5 in 2012). Recorded six receptions for 49 yards in the first quarter, the most first quarter grabs by a Saint since Martin (1991)...Vs. San Francisco, Dec. 8, started and finished game with 134 yards on 11 receptions (12.2 avg.). Broke his own franchise record for receiving yards in a season with 1,424 yards...Vs. Indianapolis, Dec. 16, started and finished with 12 receptions for 128 yards and a touchdown... At Tennessee, Dec. 22, Started and finished with 12 catches for 136 yards and a touchdown. Thomas moved past Harrison for the most receptions in a single season in NFL history with 145. Caught the record-breaking reception late in the fourth quarter on a 13-yard catch and run that brought the ball to Titans one-yard line. One play later, Thomas caught a two-yard touchdown pass from Brees to extend the Saints lead to ten points with 2:16 left in the game. With Thomas' 136 receiving yards, he surpassed Moss (5,396 yards from 1998-2001) for the most receiving yards through

a player's first four seasons. With his 15th game of 10+ catches and 100+ yards, matched Pro Football Hall of Fame wideout Jerry Rice's career total (tied for seventh all-time in NFL history)...In regular season finale at Carolina, Dec. 29, started and recorded four receptions for 37 yards...In the wild card round vs. Minnesota, 1/5/20,

## WORTH NOTING

MOST SINGLE-SEASON RECEPTIONS  
IN SAINTS HISTORY

Player	Year	Rec
1. Michael Thomas	2019	149
2. Michael Thomas	2018	125
3. Michael Thomas	2017	104

## 2019 NFL RECEIVING LEADERS

Player	Rec.	Yds.	Avg.	TD
1. Michael Thomas	149	1,725	11.6	9
2. Christian McCaffrey	116	1,005	8.7	4
3. Keenan Allen	104	1,199	11.5	6

TOP SEVEN ALL-TIME NFL  
SINGLE-SEASON RECEIVING  
TOTALS

Player	Rec.	Yds.	Avg.	TD
1. Michael Thomas, 2019	149	1,725	11.6	9
2. Marvin Harrison, 2002	143	1,722	12.0	11
3t. Antonio Brown, 2015	136	1,834	13.5	10
3t. Julio Jones, 2015	136	1,871	13.8	8
5. Antonio Brown, 2014	129	1,698	13.2	13
6. Stefon Diggs, 2020	127	1,535	12.1	8
6. Michael Thomas, 2018	125	1,405	11.2	9

## TOPS AFTER FIVE

With 510 receptions from 2016-20, Thomas surpassed Jarvis Landry to become the NFL player with the most receptions after his first five seasons. His 510 receptions are easily the most through his first four seasons.

RECEPTIONS LEADERS THROUGH  
FIRST FIVE NFL SEASONS

Player	Years	Rec.	Yds.	TDs
Michael Thomas	2016-20	510	5,950	32
Jarvis Landry	2014-18	481	5,014	26

started and finished with seven receptions for 70 yards. Thomas' career postseason totals move to 38 receptions and 493 yards, surpassing Henderson for second in postseason club record books in both categories (Henderson stands at 31 postseason receptions for 464 yards). **2018** - Started all 16 regular season games...Recorded 125 receptions for 1,405 yards (11.2 avg.) and nine touchdowns...NFL-best receiving total was fifth-highest at the time in league history...Ranked sixth in NFL in receiving yardage and tied for second in third down receptions (30)...Opened both playoff contests and posted 16 receptions for 207 yards and one TD...Hauled in 16 receptions for career-high 180 yards and a TD in season opener vs. Tampa Bay, Sept. 9, setting a new franchise record for catches in a single game. Also set the Week One single-game NFL record for catches...Recorded a team-high 12 receptions for 89 yards and two TDs, vs. Cleveland, Sept. 16. Thomas also set an NFL record with 28 receptions in the first two games of a season, surpassing former Atlanta Falcons wideout Andre Rison (26-1994)...At Atlanta, Sept. 23, finished with ten catches for 129 yards...Hauled in four receptions for 74 yards in 43-19 win over Washington, Oct. 8...Caught seven passes for 69 yards and a TD in 24-23 win at Baltimore, Oct. 21...Caught five passes for 81 yards in the 30-20 victory at Minnesota, Oct. 28...Recorded 12 receptions for franchise-record 211 yards, including a fourth quarter career-long 72-yard TD grab in the 45-35 victory over L.A. Rams, Nov. 4...Recorded eight receptions for 70 yards and two TDs in 51-14 win at Cincinnati, Nov. 11...Had four receptions for 92 yards and a TD as he became the only Saint with three 1,000-yard seasons to start his career in 48-7 victory vs. Philadelphia, Nov. 18...Finished with five catches for 40 yards and recovery of a fumble, Nov. 29. Joined Beckham (2014-16) and Moss (1998-2000) as the only players in league history to record at least 1,100 receiving yards in each of their first three seasons. Joined Beckham as only the second player to record at least 90 catches in each of their first three seasons...Recorded 11 catches for 98 yards as Saints clinched NFC South for second straight season at Tampa Bay in 28-14 win, Dec. 9. Tied an NFL record for most receptions against a single team in one seasons at 27, joining Rice...Recorded seven receptions for 49 yards in 12-9 victory at Carolina, Dec. 17...Caught 11 passes for 109 yards and the fourth quarter go-ahead TD vs. Pittsburgh, Dec. 23, as he became the first Saint with six double-digit catch games...Led team with 12 receptions for postseason franchise-record 171 yards and one TD in NFC Divisional Playoff victory vs. Philadelphia, 1/13/19. **2017** - Played in all 16 regular season games with 14 starts and led team with a club-record 104 receptions for 1,245 yards, finishing ranked third in the NFL in receiving. Selected to his first Pro Bowl. Started both postseason contests and led team in receiving with 15 grabs for 216 yards (14.4 avg.) and two TDs...Gained team-high 89 yards on team-best five catches, Sept. 17 vs. Patriots...Caught team-high seven receptions for club-best 87 yards and first quarter five-yard TD at Carolina, Sept. 24...Caught eight-for-89 and a third quarter three-yard TD against Miami in contest at London's Wembley Stadium, Oct. 1...Seven-for-77 receiving vs. Chicago...Nine-for-117 receiving at Buffalo, Nov. 12, leading the team in all receiving categories...Six receptions for 91 yards in come-from-behind victory, Nov. 19, vs. Washington...Totaled 52 yards on five catches at Los Angeles Rams, Nov. 26...Five receptions for 70 yards and a second quarter ten-yard touchdown vs. Carolina, Dec. 3...Ten receptions for 117 yards and one TD at Atlanta, Dec. 7...Nine receptions for 93 yards, Dec. 17 at N.Y. Jets, including a fourth quarter, four-yard TD...Had four receptions for 66 yards (16.5 avg.) vs. Atlanta, Dec. 24...Six-for-94

receiving in regular season finale at Tampa Bay, Dec. 31...Led team in receptions (eight) and receiving yards (131) in NFC Wild Card Playoff vs. Carolina, 1/7/18, becoming the first player in NFL history to record 200 receptions in his first two seasons (regular season and postseason)...Finished with seven receptions for 85 yards and two TDs in NFC Divisional Playoff at Minnesota, 1/14/18. **2016** - Played in 15 games with 12 starts, recording 92 receptions for 1,137 yards (12.4 avg.) with nine touchdowns, leading team in receptions and TDs, setting the Saints single-season rookie record for receptions, receiving yardage and receiving TDs, leading rookies in all three categories. Ranked ninth in NFL in receptions and receiving yardage and sixth in receiving TDs...Vs. Oakland, Sept. 11, in NFL debut caught six passes for 58 yards and recovered a fumble that he returned ten yards...Had his first career start and caught four passes for 56 yards at N.Y. Giants, Sept. 18...Vs. Atlanta, Sept. 26, started and recorded seven receptions for 71 yards, including a second quarter three-yard TD...Started and recorded four receptions for 44 yards, including a fourth quarter five-yard TD at Chargers, Oct. 2...Vs. Carolina, Oct. 16, started and recorded five receptions for a 78 yards, including a nine-yard TD...Started, caught ten passes for 130 yards (13.0 avg.), also had a fumble recovery at Kansas City, Oct. 23. Became the third Saints rookie wideout to post a ten-catch, 130-yard receiving game, joining Colston (November 12, 2006 at Pittsburgh) and Danny Abramowicz (October 29, 1967 vs. Pittsburgh) ...Vs. Seattle, Oct. 30, caught six passes for a team-high 63 yards...At San Francisco, Nov. 6, started and caught five passes for a team-high 73 yards with a career-high two TDs...Caught nine passes for 108 yards and two TDs, all team-highs, vs. L.A. Rams, Nov. 27...Inactive (foot) at Tampa Bay, Dec. 11...At Arizona, Dec. 18, started and recorded seven receptions for 52 yards, including a fourth quarter four-yard TD...Started and recorded six receptions for 98 yards, including a 46-yard grab vs. Tampa Bay, Dec. 24...In finale at Atlanta, 1/1/17, started and tied career-high with ten receptions for 156 yards (15.6 avg.) with one TD...Receptions total of 92 second all-time for a rookie behind Boldin's 101 in 2003.

**COLLEGE** – Played in 39 games with 27 starts, recording 113 catches for 1,602 yards (14.2 avg.) with 18 touchdowns...Caught at least one pass in each of his last 29 games to close out his college career and had at least four receptions in ten contests...Third-team All-Big Ten as a redshirt junior when he started all 13 games and led Buckeyes with 56 catches for 781 yards and nine TDs, tied for second in Big Ten...Leading receiver for the 2014 College Football Playoff Champions with 54 catches in 15 games with 14 starts...Second on squad with 799 receiving yards and with nine TDs...Redshirted in 2013...Played in 11 games as true freshman for the undefeated Buckeyes in 2012 and finished with three receptions for 22 yards...Graduated with a bachelor's degree in sports industry.

**PERSONAL** – Thomas produced a highlight reel of a 2010 senior campaign at Taft Charter (Woodland Hills, Calif.) HS when he caught 86 passes, 21 of which went for touchdowns...Played at Oaks Christian School (Westlake Village, Calif.) as a freshman...Attended Fork Union (Va.) Military Academy in 2011 (and roomed with future OSU teammate Cardale Jones)...Nephew to former NFL star Keyshawn Johnson...Participated in a 2017 holiday shopping spree sponsored by former teammates Mark Ingram II and Thomas Morstead...Participated in the Touchdown Club of New Orleans' crawfish boil in 2016...Partnered with the Salvation Army to host a holiday dinner for youth in 2017...Rode in the Orpheus Mardi Gras parade in 2019...In 2019, participated in "#DoRight4LA Day with the New Orleans Saints

and Dudley DeBosier” volunteering with teammates to completion renovations to the exterior of a house...Served as a coach at Steve Gleason's spring football camp in 2018 and 2019...Volunteered at Second Harvest food bank providing meals to families...In December, visited Ochsner for Children, partnering with Harrah's to visit and give Christmas presents to the children and also provided free haircuts to men in New Orleans East on Christmas Eve...In 2020, partnered with Raising Cane's and its founder Todd Graves to provide meals to Ochsner Health frontline workers...Also in 2020, donated to help relieve more than \$2 million in outstanding medical debts for people struggling to make payments in the Greater New Orleans Area.

## MICHAEL THOMAS

### RECEIVING

Year	Team	GP	GS	No	Yds	Avg	Lg	TD
2016	New Orleans	15	12	92	1,137	12.4	46	9
2017	New Orleans	16	14	104	1,245	12.0	43	5
2018	New Orleans	16	16	125	1,405	11.2	72t	9
2019	New Orleans	16	15	149*	1,725	11.6	49	9
2020	New Orleans	7	5	40	438	11.0	24	0
<b>NFL Totals</b>		<b>70</b>	<b>62</b>	<b>510</b>	<b>5,950</b>	<b>11.7</b>	<b>72t</b>	<b>32</b>

\*-NFL Record

**ADDITIONAL STATISTICS:** Miscellaneous Fumble Recoveries — (2018, 1) **Total: 1**; Special Teams Tackles — (2017, 1) **Total: 1**; Rushing — (2019, 1 carry for -9 yards); (2020, 1 carry for 1 yards) **Total: 2 carries for -8 yards.**

**CAREER HIGHS:** Receptions — 16, vs. Tampa Bay (9/9/18); Receiving Yards — 211, vs. Los Angeles Rams (11/4/18); Long Reception — 72t, vs. Los Angeles Rams (11/4/18); Receiving TDs — 2 (4x), last at Cincinnati (11/11/18).

### POSTSEASON

#### RECEIVING

Year	Team	GP	GS	No	Yds	Avg	Lg	TD
2017	New Orleans	2	2	15	216	14.4	46	2
2018	New Orleans	2	2	16	207	12.9	42	1
2019	New Orleans	1	1	7	70	10.0	20	0
2020	New Orleans	2	1	5	73	14.6	38	1
<b>NFL Totals</b>		<b>7</b>	<b>6</b>	<b>43</b>	<b>566</b>	<b>13.2</b>	<b>46</b>	<b>4</b>

**ADDITIONAL POSTSEASON STATISTICS:** Miscellaneous Tackles — (2017, 1); (2018, 1) **Total: 2.**

**CAREER HIGHS:** Receptions — 12, vs. Philadelphia (1/13/19); Receiving Yards — 171, vs. Philadelphia (1/13/18); Long Reception — 46, vs. Carolina (1/7/18); Receiving TDs — 2, at Minnesota (1/14/18).



## ADAM TRAUTMAN

82  
TE

HEIGHT: 6-5 • WEIGHT: 253

COLLEGE: DAYTON

JOINED SAINTS: D3-20

NFL EXPERIENCE: 2

BORN: 2/5/97

**NFL CAREER** – A third round draft pick (105th overall) of the Saints in 2020 out of Dayton, the versatile tight end will compete for additional snaps in 2021 after playing in 15 games and posting 15 catches for 171 yards and one touchdown with one special teams stop as a rookie.

**CAREER TRANSACTIONS** – Signed by the Saints, 7/27/20; Selected by the New Orleans Saints in the third round (105th overall) of the 2020 NFL Draft.

**2020** – Played in 15 regular season games with six starts...Finished the regular season with 15 receptions for 171 yards and one touchdown. 41-yard grab vs. Minnesota, Dec. 25, as part of a two-grab, 45-yard day, which set up Alvin Kamara's NFL-record tying sixth rushing touchdown/total touchdown was the second-longest reception by a rookie tight end in 2020...Posted three receptions for 39 yards with his first career touchdown grab at Tampa Bay, Nov. 8. Became the 72nd player to catch a touchdown from Drew Brees and also recorded his first career special teams tackle...Played in both playoff contests and had a four-yard grab in NFC Wild Card Playoff vs. Chicago, 1/10/21.

**COLLEGE** – A converted high school quarterback, the Michigan native moved to tight end as a freshman and developed into one of the top offensive players in NCAA FCS football, where he played in 44 games, recording 178 receptions for 2,295 yards (12.9 avg.) and 31 touchdowns, as the UT all-time record holder in receptions and receiving yards...As a senior in 2019, named team captain and started all 11 games for the Flyers...Led the team in receiving with 916 yards and a school-record 70 receptions...His 916 yards ranks second among Flyers tight ends in a single season...Caught a team-leading 14 touchdowns... Named the White Allen MVP by UD Football...First-team All-Pioneer Football League and PFL Offensive Player of the Year...HERO Sports, ADA, STATS, AFCA Coaches and first-team Walter Camp Foundation FCS All-American...Named first-team AP All-American...Named FCS ADA All-American...Member of PFL Academic Honor Roll...Co-winner for the RUDY Award, presented at the annual R.U.D.Y.S. student-athlete awards event to the school's top Flyer student-athlete...In 2018, started all 11 games and led team in receiving with 41 grabs for 604 yards (14.7 avg.) and nine touchdowns...Second-Team All-PFL and member of 2018 PFL Academic Honor Roll...In 2017, started all 11 games and led team in total yards with 537 on 43 catches and five TDs...Second Team All-PFL...Member of 2017 PFL Academic Honor Roll...In 2016, appeared in all 11 games with seven starts and had 24 receptions for 238 yards and three TDs...Member of 2016 PFL Academic Honor Roll...Redshirted in 2015...Graduated with a bachelor's degree in electrical engineering.

**PERSONAL** – Football and basketball team captain at Elk Rapids (Williamsburg,



# VETERANS

Mich.) HS...Football team captain (2x) and first-team All-Conference (2x), All-County (2x), All-Region, and Conference Player of the Year...Holds school single-season and career record passing yards record, as well as single-season all-purpose yards and single-season touchdowns records...Basketball first-team All-Conference and All-County...National Honor Society.

## ADAM TRAUTMAN

Year	Team	GP	GS	No	RECEIVING		Lg	TD
					Yds	Avg		
2020	New Orleans	15	6	15	171	11.4	41	1
NFL Totals		15	6	15	171	11.4	41	1

**ADDITIONAL STATISTICS:** Special Teams Tackles —1 in 2020.

**CAREER HIGHS:** **Receptions** — 3 (2x), at Tampa Bay (11/8/20) and at Atlanta (12/6/20); **Receiving Yards** — 45, vs. Minnesota (12/25/20); **Long Reception** — 41, vs. Minnesota (12/25/20); **Receiving TDs** — 1, at Tampa Bay (11/8/20) **Special Teams Tackles** — 1, at Tampa Bay (11/8/20).

### POSTSEASON

Year	Team	GP	GS	No	RECEIVING		Lg	TD
					Yds	Avg		
2020	New Orleans	2	0	1	4	4.0	4	0
NFL Totals		2	0	1	4	4.0	4	0

**CAREER HIGHS:** **Receptions** — 1, vs. Chicago (1/10/21); **Receiving Yards** — 4, vs. Chicago (1/10/21); **Long Reception** — 4, vs. Chicago (1/10/21); **Receiving TDs** — 0.

OWNER

FOOTBALL

ADMINISTRATION

RECORDS

HISTORY



## SHY TUTTLE

99  
DT

HEIGHT: 6-3 • WEIGHT: 300

COLLEGE: TENNESSEE

JOINED SAINTS: FA-19

NFL EXPERIENCE: 3

BORN: 10/20/95

**NFL CAREER** – Signed as an undrafted free agent out of Tennessee, Tuttle contributed to a defensive unit in 2020 that ranked fourth in total defense and run defense and eighth in sacks. He played in 13 games with three starts and posted 28 tackles (17 solo) and two passes defended. In his first two seasons in New Orleans, Tuttle has appeared in 29 regular season games, with four starts, recording 46 tackles (25 solo), two sacks, one interception and four passes defended. In three postseason contests, he's made eight stops (five solo) and two passes defended.

**CAREER TRANSACTIONS** – Signed by New Orleans to three-year contract, 5/10/19.

**2020** – Played in 13 regular season games with three starts and posted 28 tackles (17 solo) and two passes defended. In two postseason contests, made five tackles (three solo) and two passes defended...Vs. Green Bay, Sept., 27, made season debut and played on defense and special teams...At Detroit, Oct. 4, Inactive... Vs. L.A. Chargers, Oct. 12, posted three tackles (two solo)...Vs. Carolina, Oct. 25, played on defense and special teams and recorded one solo tackle...At Chicago, Nov. 1, played on defense and special teams, recording three tackles (two solo)...At Tampa Bay, Nov. 8, appeared on defense...Vs. San Francisco, Nov. 15, played on defense and special teams, recording two solo tackles...Vs. Atlanta, Nov. 22, played on defense and special teams, deflecting one pass...At Denver, Nov. 29, played on defense and special teams, recording two solo tackles...At Atlanta, Dec. 6, played on defense and special teams, recording two solo tackles...At Philadelphia, Dec. 13, started and finished with a career-high six tackles (two solo)...Vs. Kansas City, Dec. 20, started and finished with five tackles (two solo) and his first pass defended of season...Vs. Minnesota, Dec. 25, started and recorded one assisted tackle and a pass defended... At Carolina, 1/3/21, played on defense and special teams, finishing with three tackles (two solo)...In NFC Wild Card playoff vs. Chicago, 1/10/21, played on defense and special teams, recording an assisted tackle...In NFC Divisional playoff vs. Tampa Bay, 1/17/21, played on defense and special teams, recording postseason career-high four tackles (three solo). **2019** – Played in all 16 regular season games with one start as part of DL rotation. Totaled 18 tackles (eight solo), two sacks for a four-yard loss, one 19-yard interception return and four passes defended...Started in debut vs. Houston, Sept. 9...Posted his first career sack vs. Arizona, Oct. 27, recording two tackles (one solo)...On Thanksgiving night at Atlanta, Nov. 28, picked off a pass by Falcons quarterback Matt Ryan and returned it 19 yards, adding one assisted tackle and a pass defended as New Orleans clinched the NFC South...Saw action at DT, recording a sack at Tennessee, Dec. 22...Posted career-high two passes defended in

regular season finale at Carolina, Dec. 29...In NFC Wild Card Playoff vs. Minnesota, 1/5/20, made three tackles (two solo) and two passes defended.

**COLLEGE** – Appeared in 35 games with 29 starts for the Volunteers along the defensive line...Finished four-year career with 79 tackles (29 solo), six tackles for loss, one sack, one interception, three passes defended, three fumble recoveries and three blocked kicks...In 2018, started all 12 games and finished with 33 tackles, 2.5 tackles for loss, a sack, an interception, a pass defended and two blocked kicks...As a junior, played in ten games with four starts and posted 27 tackles, 2.5 tackles for loss and one fumble recovery...As a sophomore, played in seven games with one start and finished with nine tackles, one stop for loss, two passes defended and a fumble recovery...As a freshman, played in six games and recorded ten tackles, a fumble recovery and a blocked field goal...Graduated with a bachelor's degree in communications.

**PERSONAL** – Lettered at North Davidson (Welcome, N.C.) HS, where he was a four-year starter and three-time All-Northwest selection...In four years with Knights, posted 315 tackles, 66 stops for loss and 35 sacks...Three-time CPC pick...Posted 67 tackles, 17 stops for loss, five sacks and four forced fumbles as senior...Played basketball and competed in track and field...Uncle Perry Tuttle, played wide receiver at Clemson, a wideout for their 1981 National Championship squad, was a first round draft pick (19th overall) of Buffalo in 1982 and played for Atlanta, Tampa Bay and the CFL's Winnipeg Blue Bombers, where he was a two-time Grey Cup champion...Shyheim Devonte Tuttle was born on Oct. 20, 1995 in Winston-Salem, North Carolina.

## SHY TUTTLE

Year	Team	GP	GS	Tot	TACKLES				Yds	INTERCEPTIONS					FUMBLES		
					Solo	Asst	Sk			No	Yds	Lg	TD	PD	FF	FR	Yds
2019	New Orleans	16	1	18	8	10	2.0	4.0	1	19	19	0	2	0	0	0	
2020	New Orleans	13	3	28	17	11	0.0	0.0	0	0	0	0	2	0	0	0	
<b>NFL Totals</b>		<b>29</b>	<b>4</b>	<b>46</b>	<b>25</b>	<b>21</b>	<b>2.0</b>	<b>4.0</b>	<b>1</b>	<b>19</b>	<b>19</b>	<b>0</b>	<b>4</b>	<b>0</b>	<b>0</b>	<b>0</b>	

**CAREER HIGHS:** Tackles — 6, at Philadelphia (12/13/20); Solo tackles — 2 (8x), last at Carolina (1/3/21); Sacks — 1 (2x), last at Tennessee (12/22/19); Interceptions — 1, at Atlanta (11/28/19); Passes Defended — 2, at Carolina (12/29/19).

### POSTSEASON

Year	Team	GP	GS	Tot	TACKLES				Yds	INTERCEPTIONS					FUMBLES		
					Solo	Asst	Sk			No	Yds	Lg	TD	PD	FF	FR	Yds
2019	New Orleans	1	0	3	2	1	0.0	0.0	0	0	0	0	2	0	0	0	
2020	New Orleans	2	0	5	3	2	0.0	0.0	0	0	0	0	0	0	0	0	
<b>NFL Totals</b>		<b>3</b>	<b>0</b>	<b>8</b>	<b>5</b>	<b>3</b>	<b>0.0</b>	<b>0.0</b>	<b>0</b>	<b>0</b>	<b>0</b>	<b>0</b>	<b>2</b>	<b>0</b>	<b>0</b>	<b>0</b>	

**CAREER HIGHS:** Tackles — 4, vs. Tampa Bay (1/17/21); Solo tackles — 3, vs. Tampa Bay (1/17/21); Sacks — 0; Interceptions — 0; Passes Defended — 2, vs. Minnesota (1/5/20).



## NICK VANNETT

# 81 TE

HEIGHT: 6-6 • WEIGHT: 261

COLLEGE: OHIO STATE

NFL EXPERIENCE: 6

JOINED SAINTS: FA-21

BORN: 3/6/93

**NFL CAREER** – Nick Vannett joined the Saints via free agency looking to bring veteran experience and a powerful blocking presence to the Black and Gold tight end room. The Westerville, Ohio native was originally selected by Seattle in the third round (94th overall) in the 2016 NFL Draft out of Ohio State. The sixth-year pro appeared in 15 games with 11 starts for Denver in 2020, totaling 14 receptions for 95 yards (6.8 avg.) with one touchdown. In five seasons for Seattle, Pittsburgh and Denver, Vannett has played in 70 regular season games with 33 starts, catching 75 passes for 686 yards (9.1 avg.) with five touchdowns and two special teams tackles.

**CAREER TRANSACTIONS** – Signed to a three-year contract by the New Orleans Saints, 3/29/21; Released by Denver, 3/25/21; Signed to a two-year contract by the Denver Broncos (UFA-Pit.), 3/21/20; Acquired by the Pittsburgh Steelers from Seattle in exchange for a 2020 fifth round draft selection, 9/25/19; Signed to a four-year contract by Seattle, 5/6/16; Selected in the third round (94th overall) of the 2016 NFL Draft by the Seattle Seahawks.

**2020** – Appeared in 15 games with 11 starts and recorded 14 receptions for 95 yards (6.8 avg.) with one touchdown in his only season in Denver...Made his Broncos debut vs. Tennessee, Sept. 14...Made first start of the season at N.Y. Jets, Oct. 1...Caught two passes for a season-high 25 yards vs. Kansas City, Oct. 25...Collected his first touchdown of the season and a season-high four receptions for 20 yards at Carolina, Dec. 13. **2019** – Played in all 16 games regular season games with seven starts for Seattle and Pittsburgh, recording 17 receptions for 166 yards (9.8 avg.)...Tallied four receptions for 38 yards in three games with Seattle before being traded to Pittsburgh, Sept. 25...Recorded 28 yards on two receptions vs. Cincinnati, Sept. 30...Collected five receptions for 40 yards vs. Buffalo, Dec. 15...Caught one pass for 18 yards at N.Y. Jets, Dec. 22. **2018** – Appeared in 15 regular season games with nine starts for Seattle, totaling 29 receptions for 269 yards (9.3 avg.) and three touchdowns...Collected 43 yards on three receptions vs. L.A. Rams, Oct. 7...Totaled six receptions for 52 yards and one touchdown vs. L.A. Chargers, Nov. 4...Caught an eight-yard touchdown reception at L.A. Rams, Nov. 11...Notched two receptions for 11 yards and one touchdown vs. Kansas City, Dec. 23...Posted one reception for five yards in NFC Wild Card playoff at Dallas, 1/5/19. **2017** – Appeared in 15 games with 4 starts for Seattle, logging 12 receptions for 124 yards (10.3 avg.) and one touchdown...Made one reception for 10 yards at Green Bay, Sept. 10... Caught a pass for 12 yards at N.Y. Giants, Oct. 22...Totaled two receptions for 22 yards at Arizona, Nov. 9...Tallied two receptions for 29 yards and a touchdown at San Francisco, Nov. 26...Recorded three receptions for 40 yards vs. Philadelphia, Dec. 3. **2016** – Appeared in nine games with two starts for Seattle, collecting three receptions for 32 yards (10.7 avg.)...Posted one reception for seven yards at New Orleans, Oct. 30...Caught two passes

for 25 yards vs. Carolina, Dec. 4.

**COLLEGE** – Played in 53 games with 15 starts for the Buckeyes, including 12 starts as a senior in 2015...Totaled 55 receptions for 585 yards (10.6 yards per catch) and six touchdowns over the course of his career...Finished his career ranking ninth all-time among Ohio State tight ends in receptions and tied for 10th in touchdown receptions...Was invited to the Reese's Senior Bowl following his senior season after recording 19 catches for 162 yards...Played in all 15 games his junior season and had 19 receptions for 220 yards and five touchdowns...Scored a touchdown against Oregon in the National Championship game...Played in 13 games as a sophomore and had eight catches for 80 yards...Caught his first collegiate touchdown pass against Purdue...After redshirting the 2011 season as a true freshman, played in all 12 games with two starts, ranking fifth on the team with nine receptions and 123 receiving yards...Graduated in August 2015 with his degree in sport industry.

**PERSONAL** – Earned all-Ohio recognition as a senior for coach John Magistro at Westerville Central H.S...Also earned All-metro, All-OCC and All-District honors...Made 47 catches for 606 yards and eight touchdowns as a senior...Was named to the Offense-Defense Bowl, Ohio North-South Classic and Big 33 games...Also a basketball letterman...Is the son of Carol and Jim Vannett...Born March 6th, 1993.

## NICK VANNETT

		RECEIVING						
Year	Team	GP	GS	No	Yds	Avg	Lg	TD
2016	Seattle	9	2	3	32	10.7	21	0
2017	Seattle	15	4	12	124	10.3	21	1
2018	Seattle	15	9	29	269	9.3	32	3
2019	Seattle-Pittsburgh	16	7	17	166	9.8	18	0
2020	Denver	15	11	14	195	6.8	19	1
NFL Totals		70	33	75	686	9.1	32	5

**ADDITIONAL STATISTICS:** Kickoff Returns — 1 return for 0 yards in 2017; Special Teams Tackles — (2017, 2) Total: 2.

**CAREER HIGHS:** Receptions — 6, vs. Los Angeles Chargers (11/4/18); Receiving Yards — 52, vs. Los Angeles Chargers (11/4/18); Long Reception — 32, vs. Los Angeles Chargers (11/4/10); Receiving TDs — 1 (5x), last at Carolina (12/13/20) Special Teams Tackles — 1 (2x), last at Dallas (12/24/17).

### POSTSEASON

		RECEIVING						
Year	Team	GP	GS	No	Yds	Avg	Lg	TD
2018	Seattle	1	0	1	5	5.0	5	0
NFL Totals		1	0	1	5	5.0	5	0

**CAREER HIGHS:** Receptions — 1, at Dallas (1/5/19); Receiving Yards — 5, at Dallas (1/5/19); Long Reception — 5, at Dallas (1/5/19); Receiving TDs — 0.





# DWAYNE WASHINGTON

# 24 RB

HEIGHT: 6-1 • WEIGHT: 223

COLLEGE: WASHINGTON

JOINED SAINTS: FA-18

NFL EXPERIENCE: 6

BORN: 4/24/94

**NFL CAREER** – Drafted by the Detroit Lions in the seventh round (236th overall) of the 2016 NFL Draft out of the University of Washington, Washington joined the Saints practice squad at the start of the 2018 season. Since being promoted to the active roster he has become a core special teamer recording seven special team stops, deflecting a punt and recovering a blocked punt and when called upon, rushing for 229 yards on 43 carries (6.1 avg.). In 2021, Washington looks to provide size and quickness to the Saints' versatile stable of running backs, while contributing to contribute in multiple phases in the kicking game.

**CAREER TRANSACTIONS** – Agreed to terms with Saints on one-year contract, 3/10/21; Reinstated by Saints from Reserve/COVID-19, 1/6/21; Placed by Saints on Reserve/COVID-19, 1/2/21; Reinstated by Saints from Reserve/COVID-19, 9/17/20; Placed by Saints on Reserve/COVID-19, 8/30/20; Re-signed by Saints to one-year contract, 4/16/20; Promoted by Saints to active roster from practice squad, 9/28/18; Signed by Saints to practice squad, 9/2/18; Waived by Lions, 9/1/18; Signed by Lions to four-year contract, 5/6/16; Selected by Detroit Lions in the seventh round (236th overall) of the 2016 NFL Draft.

**2020** – Appeared in 11 games mainly on special teams, recording two tackles while rushing for 15 yards on eight carries and returning two kickoffs for 31 yards...vs. L.A. Chargers, Oct. 12, Recorded a special teams tackle...Vs. Carolina, Oct. 25, played in his 50th career game...At Chicago, Nov. 1, Returned one kickoff for 14 yards...At Tampa Bay, Nov. 8, carried five times for nine yards...At Denver, Nov. 29, carried three times for six yards...vs. Minnesota, Dec. 25, returned a kickoff for 17 yards...Played in NFC Wild Card Playoff vs. Chicago, 1/10/21...Carried once for two yards and played on special teams in NFC Divisional Round vs. Tampa Bay, 1/17/21. **2019** – Appeared in all 16 regular season games mainly on special teams recording three tackles and rushed for 60 yards on eight carries (7.5 avg.), while also adding a six-yard catch...At Chicago, Oct. 20, played on offense and special teams, catching a six-yard pass...Vs. Arizona, Oct. 27, played on offense and special teams, finishing the afternoon with 38 rushing yards on three carries, including a career-long carry of 31 yards coming on the Saints' final drive...Vs. Indianapolis, Dec. 16, finished with 20 yards on three carries (6.7avg.). Also made an impact on special teams, recording an assisted tackle, as well as deflecting P Rigoberto Sanchez's first punt, which gave New Orleans the ball on the Colts 33-yard line for their first possession...Played in NFC Wild Card Playoff vs. Minnesota, 1/5/20. **2018** – Appeared in 13 games, primarily on special teams, posting two coverage tackles and a recovery of a blocked punt. In spot duty on offense, carried 27 times for 154 yards (5.7 avg.)...Recovered a punt blocked by Taysom Hill at Tampa Bay, Dec. 9, as the Saints clinched the NFC South...Vs. Carolina, Dec. 30, played on offense and special teams, setting a career-high with 108 yards rushing on 11 carries. **2017** – Carried 20 times for 44 yards and caught two passes for 14 yards

in five games for Detroit. **2016** – In rookie season for Detroit, played in 12 games with two starts, carrying 90 times for 265 yards and a touchdown, catching ten passes for 62 yards and returning two kickoffs for 46 yards...Appeared in his first career game, scoring his first career touchdown on a one-yard rush in the regular season opener at Indianapolis, Sept. 11...Carried four times for 31 yards in Week 2 vs. Tennessee, Sept. 18, with a long of 28...Rushed for 38 yards and a long of nine at Green Bay, Sept. 25... In Week Nine at Minnesota, Nov. 6, rushed for 26 yards with a long of eight in the Lions' 22-16 overtime victory...In Week 13 at New Orleans, Dec. 4, rushed for 21 yards on seven attempts with a long of five. Also caught two passes for a career-high 19 yards, including a career-long 11-yard reception before leaving (ankle)...Made his first career start vs. Chicago, Dec. 11, rushing for 64 yards on a career-high 16 attempts with a long of 12. Also recorded one reception for ten yards in the Lions' 20-17 victory...Started for the second consecutive game in Week 15 at N. Y. Giants, Dec. 18. Led the team in rushing yards with 31 yards and a long of 12. Also caught two passes for nine yards... In Week 16 at Dallas, Dec. 26, rushed for 22 yards on seven attempts with a long of nine. Also recorded one reception for four yards.

**COLLEGE** – Even though he only played three seasons for the Huskies, Washington displayed a rare blend of size and speed, carrying 226 times for 1,311 yards (5.8 avg.) and 17 touchdowns and catching 41 passes for 411 yards and four scores...As a sophomore in 2014, carried 132 times for 697 yards (5.3 avg.) and nine touchdowns as he was named his team's Most Outstanding Offensive Player at the postseason team awards banquet.

**PERSONAL** – Finished his senior season at Gahr (Cerritos, Calif.) HS with 66 catches for 1,338 yards and 15 touchdowns, as he was named to the *Long Beach Press-Telegram* "Dream Team"...Also a sprinter and long-jumper in track.

## WAYNE WASHINGTON

Year	Team	GP	GS	Att	RUSHING				No	Yds	RECEIVING			
					Yds	Avg	Lg	TD			Yds	Avg	Lg	TD
2016	Detroit	12	2	90	265	2.9	28	1	10	62	6.2	11	0	
2017	Detroit	5	0	20	44	2.2	6	0	2	14	7.0	10	0	
2018	New Orleans	13	0	27	154	5.7	28	0	0	0	-	-	0	
2019	New Orleans	16	0	8	60	7.5	31	0	1	6	6.0	6	0	
2020	New Orleans	11	0	8	15	1.8	5	0	0	0	0.0	0	0	
<b>NFL Totals</b>		<b>57</b>	<b>2</b>	<b>153</b>	<b>538</b>	<b>3.5</b>	<b>31</b>	<b>1</b>	<b>13</b>	<b>82</b>	<b>6.3</b>	<b>11</b>	<b>0</b>	

**ADDITIONAL STATISTICS:** Kickoff Returns — (2016, 2 returns for 46 yards, 23.0 avg., 25 LG); (2017, 2 returns for 31 yards, 15.5 avg., 18 LG) Total: 4 returns for 77 yards, 19.3 avg., 25 LG; Special Teams Tackles — (2017, 4); (2018, 2); (2019, 3); (2020, 2) Total: 11; Blocked Punt Recoveries — (2018, 1) Total: 1.

**CAREER HIGHS:** Rushes — 16, vs. Chicago (12/11/16); Rushing Yards — 108, vs. Carolina (12/30/18); Long Rush — 31, vs. Arizona (10/27/19); Rushing TDs — 1, at Indianapolis (9/11/16); Receptions — 2 (3x), last at New York Giants (12/18/16); Receiving Yards — 19, at New Orleans (12/4/16); Long Reception — 11, at New Orleans (12/4/16); Total Yards From Scrimmage — 108, vs. Carolina (12/30/18); Kickoff Returns — 2, vs. Arizona (9/10/17); Kickoff Return Yards — 31, vs. Arizona (9/10/17); Kickoff Return Long — 25, vs. Tennessee (9/25/16); All-Purpose Yards — 108, vs. Carolina (12/30/18); Special Teams Tackles — 2, vs. Cleveland (11/12/17).

### POSTSEASON

Year	Team	GP	GS	Att	RUSHING				No	Yds	RECEIVING			
					Yds	Avg	Lg	TD			Yds	Avg	Lg	TD
2016	Detroit	1	0	0	0	-	-	0	0	0	-	-	0	
2019	New Orleans	1	0	0	0	-	-	0	0	0	-	-	0	
2020	New Orleans	2	0	1	2	2.0	2	0	0	0	-	-	0	
<b>NFL Totals</b>		<b>4</b>	<b>0</b>	<b>1</b>	<b>2</b>	<b>2.0</b>	<b>2</b>	<b>0</b>	<b>0</b>	<b>0</b>	<b>-</b>	<b>-</b>	<b>0</b>	



# MARCUS WILLIAMS

43  
S

HEIGHT: 6-1 • WEIGHT: 195

COLLEGE: UTAH

JOINED SAINTS: D-2-17

NFL EXPERIENCE: 5

BORN: 9/8/96

**NFL CAREER** – After being selected in the second round of the 2017 NFL Draft (42nd overall) out of the University of Utah, this instinctive safety has started all 60 regular season games he has appeared in at free safety, totaling 237 tackles, one sack, 13 interceptions, 29 passes defended, two forced fumbles, one fumble recovery and eight special teams stops. Williams, whose 13 picks since 2017 leads the Saints, looks to build on his first four NFL seasons and continue to grow with one of the NFL's most talented defensive backfields heading into 2021.

**CAREER TRANSACTIONS** – Re-signed by Saints to one-year contract as Franchise Player, 3/30/21; Designated Franchise Player by New Orleans, 3/9/21; Signed by Saints to four-year contract, 6/2/17; Selected by Saints in the second round (42nd overall) of the 2017 NFL Draft.

**2020** – Started all 14 regular season games at free safety and posted 59 tackles (39 solo), three interceptions to tie for the team lead and seven passes defended...In two postseason starts, made eight tackles (seven solo)...Posted a 17-yard interception return of Tom Brady in season opener vs. Tampa Bay, Sept. 13...Set a career-high with nine tackles (career-high tying seven solo) at Las Vegas, Sept. 21...Had his second interception of the season of Brady in road contest at Tampa Bay, Nov. 8...Tied his career-high with nine stops (four solo) vs. San Francisco, Nov. 15...Had his third pick of the season vs. Atlanta, Nov. 22. **2019** – Started all 16 games at free safety for the Saints and recorded 53 tackles (38 solo), a team-high four interceptions, including a 55-yard return for a touchdown at Tampa Bay, a career-high 13 passes defended, a forced fumble and two special teams tackles...Started and recorded a postseason career-high ten tackles (five solo) in NFC Wild Card Playoff vs. Minnesota, 1/5/20...Finished with two tackles (one solo), one interception and two passes defended in season opener vs. Houston, Sept. 9...Picked off Dak Prescott late in fourth quarter to seal 12-10 victory vs. Dallas, Sept. 29, adding two solo stops and a pass defended...Posted five tackles (two solo) and two passes defended at Jacksonville, Oct. 13...Made four tackles (three solo), a pass defended, forced a fumble and added career-high two special teams tackles at Chicago, Oct. 20...Recorded seven tackles (five solo), a fourth quarter interception to keep New Orleans' hopes alive and a career-high and team-high four passes defended vs. Atlanta, Nov. 10...Returned a pick of Jameis Winston 55 yards for a TD and added four solo tackles and two passes defended at Tampa Bay, Nov. 17...Tied season-high of seven tackles (season-best six solo) in Thanksgiving night win at Atlanta, Nov. 28. **2018** – Started all 16 games at free safety, totaling 55 tackles (46 solo), one sack, two interception returns for a club-best 100 yards, three passes defended, a forced fumble and a fumble recovery.



## 2020 GAME BY GAME



### DEFENSE

Date	Opp.	GP	ST	SOLO	AST	TOT	SACK / YDS	INT / YDS	PD	FF	FR
9/13	TB	X	X	0	1	1	0 / 0	1 / 17	1	0	0
9/21	@LV	X	X	7	2	9	0 / 0	0 / 0	0	0	0
9/27	GB	X	X	1	1	2	0 / 0	0 / 0	0	0	0
10/4	@DET	X	X	5	0	5	0 / 0	0 / 0	0	0	0
10/12	LAC	X	X	2	0	2	0 / 0	0 / 0	1	0	0
10/25	CAR	X	X	3	3	6	0 / 0	0 / 0	0	0	0
11/1	@CHI	X	X	2	2	4	0 / 0	0 / 0	0	0	0
11/8	@TB	X	X	1	0	1	0 / 0	1 / 0	1	0	0
11/15	SF	X	X	4	5	9	0 / 0	0 / 0	1	0	0
11/22	ATL	X	X	2	1	3	0 / 0	1 / 20	1	0	0
11/29	@DEN	X	X	1	0	1	0 / 0	0 / 0	0	0	0
12/6	@ATL	X	X	5	2	7	0 / 0	0 / 0	1	0	0
12/13	@PHI	X	X	5	2	7	0 / 0	0 / 0	0	0	1
12/20	KC	X	X	1	1	2	0 / 0	0 / 0	1	0	0
12/25	MIN						INACTIVE (ANKLE)				
1/3	@CAR						INACTIVE (ANKLE)				
2020 Season		14	14	39	20	59	0 / 0	3 / 37	7	0	0

Started both postseason contests and posted seven tackles (three solo)...Finished with three solo tackles, one pass defended and a fourth quarter interception of Tyrod Taylor returned for 22 yards with New Orleans trailing 12-10 vs. Cleveland, Sept. 16. Added a special teams tackle...Tallied four tackles (three solo) and one interception brought back 78 yards, helping set up a Saints touchdown with two seconds before halftime at Cincinnati, Nov. 11...Recorded a strip sack, forced fumble and fumble recovery with five solo tackles vs. Atlanta, Nov. 22. **2017** – Started all 15 games he appeared in as a rookie, posting 70 tackles (56 solo), four interceptions, six pass deflections and two passes defended. Led all rookie safeties in interceptions and was ranked second for a rookie safety in total tackles and passes defended. Posted his first career postseason interception, the only pick made by a rookie in the 2017 postseason...In opener at Minnesota, Sept. 11, started at free safety in his first regular season game and recorded five tackles...At Carolina, Sept. 24, started in three-safety set and made two assisted tackles, his first career pick and a pass defended...Tied for team lead with five tackles (five solo) and added a coverage stop at Miami in London's Wembley Stadium, Oct. 1...At Atlanta Dec. 7, recorded six tackles (five solo), a 12-yard interception return and a pass defended...Started and played on special teams and posted five tackles (four solo) and a coverage stop vs. N.Y. Jets, Dec. 17...Vs. Atlanta Dec. 24, Recorded five tackles (four solo)...Finished with eight tackles (career-high seven solo), career-high two interceptions of Winston and two passes defended at Tampa Bay, Dec. 31...Started both postseason games...In NFC Wild Card win vs. Carolina, 1/7/18, recorded eight tackles (six solo) and a pass defended...Finished with five tackles, an interception and two passes defended in NFC Divisional Playoff at Minnesota, 1/14/18.

**COLLEGE** – Productive three-year letterman at Utah who became a contributor immediately and started his last two seasons for a rising Pac-12 program. An All-Pac 12 selection his final two years and he departed with 11 interceptions, including five each in his sophomore and junior campaigns. His career totals in 37 contests with 30 starts included 189 stops, four tackles for loss, 19 passes defended, four forced fumbles and three fumble recoveries...In his final campaign at Utah, Williams

OWNER

FOOTBALL

ADMINISTRATION

RECORDS

HISTORY

# VETERANS

opened all 11 games he played in and finished with 64 tackles, one tackle for loss, five picks, eight passes defended, two forced fumbles and two fumble recoveries as he was a second-team Pro Football Focus All-American and a second-team All-Pac-12 selection...Graduated in 2019 with a degree in sociology.

**PERSONAL** — Was a first-team All-Big VIII selection at Eleanor Roosevelt (Eastvale, Calif.) HS...60 tackles, six interceptions (returned for 175 yards), one pass breakup and a forced fumble senior season...41 receptions for 924 yards (22.5 avg.) and nine touchdowns on offense...216 receiving yards and two TDs as a junior...Also played basketball and competed in track and field...6'5" best high jump...Had a 4.0 grade point average in high school...Enjoys fishing...Participated in the club's Chevron Boys and Girls Club Christmas party for local youth in 2018...Held a youth football camp at his high school in 2019...In April, 2019 spoke to student at Our Lady of Prompt Succor School in Chalmette about the importance of education...In May, 2018, participated in the #DoRight4LA event at the NFL YET Center with local youth...In 2019, participated in an instructional football camp at the Ochsner Sports Performance Center for members of the Youth Empowerment Project...Twice in 2020, won the NFL's "Way to Play" award which features fundamentally sound big plays, awarding him with \$5,000 in equipment grants to benefit youth football programs of his choice...Marcus Alan Williams was born Sept. 8, 1996 in Ponoma, Calif.

## MARCUS WILLIAMS

Year	Team	GP	GS	Tot	TACKLES			Yds	INTERCEPTIONS					FUMBLES		
					Solo	Asst	Sk		No	Yds	Lg	TD	PD	FF	FR	Yds
2017	New Orleans	15	15	70	56	14	0.0	0.0	4	12	12	0	6	0	0	0
2018	New Orleans	16	16	55	46	9	1.0	6.0	2	100	78	0	3	1	1	0
2019	New Orleans	15	15	53	38	15	0.0	0.0	4	56	55t	1	13	1	0	0
2020	New Orleans	14	14	59	39	20	0.0	0.0	3	37	20	0	7	0	0	0
NFL totals		60	60	237	179	58	1.0	6.0	13	205	78	1	29	2	1	0

**ADDITIONAL STATISTICS:** Special Teams Tackles — (2017, 2); (2018, 4); (2019, 2) Total: 8.


**CAREER HIGHS:** Tackles — 9 (2x), at Las Vegas (9/21/20) and vs. San Francisco (11/15/20); Solo Tackles — 7 (2x), at Tampa Bay (12/31/17) and at Las Vegas (9/21/20); Sacks — 1, vs. Atlanta (11/22/18); Interceptions — 2, at Tampa Bay (12/31/17); Passes Defended — 4, vs. Atlanta (11/10/19); Forced Fumbles — 1 (2x), last at Chicago (10/20/19); Fumble Recoveries — 1, vs. Atlanta (11/22/18); Special Teams Tackles — 2, at Chicago (10/20/19).

### POSTSEASON

Year	Team	GP	GS	Tot	TACKLES			Yds	INTERCEPTIONS					FUMBLES		
					Solo	Asst	Sk		No	Yds	Lg	TD	PD	FF	FR	Yds
2017	New Orleans	2	2	13	9	4	0.0	0.0	1	12	12	0	3	0	0	0
2018	New Orleans	2	2	7	3	4	0.0	0.0	0	0	0	0	0	0	0	0
2019	New Orleans	1	1	10	5	5	0.0	0.0	0	0	0	0	0	0	0	0
2020	New Orleans	2	2	8	7	1	0.0	0.0	0	0	0	0	0	0	0	0
NFL totals		7	7	38	24	14	0.0	0.0	1	12	12	0	3	0	0	0

**POSTSEASON CAREER HIGHS:** Tackles — 10, vs. Minnesota (1/5/20); Solo Tackles — 6, vs. Carolina (1/7/18); Sacks — 0; Interceptions — 1, at Minnesota (1/14/18); Passes Defended — 2, at Minnesota (1/14/18).





**P.J.  
WILLIAMS**

**26  
CB**

**HEIGHT: 6-0 • WEIGHT: 196**

**COLLEGE: FLORIDA STATE**

**JOINED SAINTS: D3-15**

**NFL EXPERIENCE: 7**

**BORN: 6/1/93**

**NFL CAREER** – Selected in the third round of the 2015 NFL Draft out of Florida State, P.J. Williams has appeared in 62 regular season games with 25 starts, posting career totals of 185 tackles (146 solo), two sacks for a loss of 11 yards, five interception returns for 82 yards with one touchdown, 26 passes defended, two forced fumbles, two fumble recoveries and four special teams tackles, seamlessly shifting between roles at cornerback, safety and on the team's coverage units. In seven postseason contests with two starts, he has added 16 tackles (13 solo), six passes defended and one coverage stop. In 2020, he appeared in 15 games with three starts posting 37 tackles (29 solo), a club-best two defensive fumble recoveries, one interception, two passes defended and three special teams stops, adding a pass defense and a coverage tackle in two postseason contests.

**CAREER TRANSACTIONS** – Agreed to terms on a one-year contract, 3/18/21; Agreed to terms on a one-year contract, 4/2/20; Agreed to terms on a one-year contract, 4/2/19; Placed on reserve/injured, 9/21/16; Placed on reserve/injured, 9/1/15; Signed to a four-year contract, 5/12/15; Selected by the New Orleans Saints in the third round (78th overall) of the 2015 NFL Draft.

**HONORS – 2018:** NFC Defensive Player of the Week (Week Eight).

**2020** – Appeared in 15 games with three starts posting 37 tackles, a club-best two defensive fumble recoveries, one interception, two passes defended and three special teams stops... At Las Vegas, Sept. 21, saw action on defense and on special teams, recording six tackles (four solo), his first career fumble recovery and a coverage stop...Vs. Green Bay, Sept. 27, played on defense and special teams, recording a solo tackle and a coverage stop...At Detroit, Oct. 4, played in 50th career game and started, recording a solo tackle...At Chicago, Nov. 1, played on defense and special teams and recorded three solo tackles and one special teams stop... At Tampa Bay, Nov. 8, played on defense and special teams, recording a season-high five tackles (three solo)...Vs. San Francisco, Nov. 15, played both defense and special teams and recorded two solo tackles...Vs. Atlanta, Nov. 22, played on defense and special teams, recording three solo tackles...At Atlanta, Dec. 6, played on defense and special teams, recording two solo tackles, a pass defended and his second fumble recovery of 2020...At Philadelphia, Dec. 13, played on defense and special teams, recording a solo tackle...Vs. Kansas City, Dec. 20, played on defense and special teams, recording three tackles (one solo)...Vs. Minnesota, Dec. 25, started at FS in place of an injured Marcus Williams and recorded four tackles (four solo)...At Carolina, 1/3/21, started at FS and recorded first interception

of season and fifth of career, picking off Panthers QB PJ Walker with 4:22 to play in the game. Finished second on the team with five tackles (four solo), a pass defense, and the interception...In NFC Wild Card playoff vs. Chicago, 1/10/21, played on defense and special teams, recording a pass defended and a coverage stop. **2019** – Played in 14 regular season games with eight starts and posted 44 tackles (36 solo), one sack, one interception, three passes defended and one special teams stop... Posted one pass defended in NFC Wild Card Playoff vs. Minnesota, 1/5/20....Posted season-high seven tackles (six solo) and a pass defended vs. Tampa Bay, Oct. 6... Following an injury to Marcus Williams, moved to FS in win at Tennessee, Dec. 22, posting one solo tackle...Started at FS and posted three solo tackles in regular season finale at Carolina, Dec. 29. **2018** – Played in 15 regular season games with six starts and posted a career-high 53 tackles (44 solo), one sack, a 45-yard interception return for a touchdown, nine passes defended and one forced fumble... Opened both postseason contests in the club's run to the NFC Championship and posted 11 tackles (nine solo) and two passes defended....Posted season-high seven tackles (five solo) and a forced fumble at N.Y. Giants, Sept. 30...With his 45-yard pick brought back for a score in the club's 30-20 win over Minnesota to go with six tackles (four solo), Oct. 28, selected as Week Eight NFC Defensive Player of the Week...Started and tied a career-high with three passes defended in a six-tackle (five solo) effort vs. L.A. Rams, Nov. 4...Posted six tackles (five solo), one sack for a ten-yard loss, one pass defended and one forced fumble on Thanksgiving night vs. Atlanta, Nov. 22. **2017** – Played in all 16 regular season games and opened six. Recorded 47 tackles (34 solo), nine passes defended and two interceptions. In two postseason contests made five tackles (four solo) and two passes defended... In regular season opener at Minnesota, Sept. 11, started and finished with eight tackles (four solo)...Vs. New England, Sept. 7, started and finished with career-high ten tackles (career-high eight solo) and a pass defended...At Carolina, Sept. 24, started and had three tackles (two solo), his first career pick in the second quarter and a pass defended...Vs. Washington, Nov. 19, posted eight tackles (five solo)...At L.A. Rams, Nov. 26, started in Marshon Lattimore and Ken Crawley's absence and had three solo tackles, one interception and a career-high three passes defended... Vs. Carolina, Dec. 3, started at RCB in substitute for Lattimore and had four solo tackles...At Atlanta, Dec. 7, saw action as the third CB and posted two solo tackles and one pass defended...At Tampa Bay, Dec. 31, started in a multiple-DB formation and posted four solo tackles and a pass defended. **2016** – Started first two contests and recorded six tackles (five solo) and two passes defended before being sidelined for season's last 15 weeks following a concussion suffered at N.Y. Giants, Sept. 18. **2015** – Missed most of training camp and the entire regular season (hamstring).

**COLLEGE** – Started 24 of the 40 games in which he played at Florida State from 2012-14 before declaring for the NFL Draft after his junior year...Recorded 123 tackles (82 solo) with one sack, four interceptions with one returned for a touchdown, 18 passes defended, a forced fumble and a fumble recovery...As a junior in 2014, started all 13 games he played in, finishing with 74 tackles (52 solo), one sack, 6.5 tackles for loss, one interception, 10 passes defended, one forced fumble and a fumble recovery. Semifinalist for Thorpe Award, *USA Today* All-America second-team selection and a first-team All-ACC selection...As a sophomore in 2013, blossomed into one of the ACC's best defensive backs, earning All-ACC honorable mention honors from conference media and coaches. Captured Defensive MVP in BCS

National Championship Game vs. Auburn after making seven tackles, including a half-tackle for loss and interception on consecutive plays at the start of fourth quarter when the Seminoles trailed 21-13. Pick of Auburn QB Nick Marshall provided a spark and led to a TD. In 13 games with 11 starts, recorded 35 tackles (21 solo), 1.5 tackles for loss, three interceptions and seven passes defended. Key member of nation's top-ranked pass defense (156.6 ypg.) and third-ranked defense (281.4 ypg.). FSU also led nation in interceptions (26) and scoring defense (12.1 ppg.)...As freshman, played in 14 games, posting 14 tackles and a pass defended.

**PERSONAL** – Played S and WR for Vanguard (Ocala, Fla.) HS and was named school's first-ever Under Armour All-American...Recorded 52 tackles as a senior and earned *Associated Press* Class 6A All-State first-team honors as a defensive utility player...Played in Under Armour All-America game...Named *Ocala Star-Banner* first-team All-County, to the Super 75 by the *Florida Times-Union* and ranked number 52 on the *Orlando Sentinel's* 2012 Florida Top 100...Has been clocked with sub 4.4 time in 40-yard dash...Earned All-County honors as a junior after logging 83 tackles and an interception as the starting safety...Posted a county-best 33.8-yards-per-return average on kickoffs, including a school-record four touchdowns as a sophomore... Served as a speaker at the 2015 New Orleans Saints/NFL High School Coaches Forum...Hosts an annual football camp in his hometown of Ocala, Fla.

## P.J. WILLIAMS

Year	Team	GP	GS	Tot	TACKLES				Yds	INTERCEPTIONS				FUMBLES		
					Solo	Asst	Sk			No	Yds	Lg	TD	PD	FF	FR
2015	New Orleans									INJURED RESERVE						
2016	New Orleans	2	2	6	5	1	0.0	0.0	0	0	0	0	2	0	0	0
2017	New Orleans	16	6	47	34	13	0.0	0.0	2	7	7	0	9	0	0	0
2018	New Orleans	15	6	53	44	9	1.0	10.0	1	45	45t	1	9	2	0	0
2019	New Orleans	14	8	42	34	8	1.0	1.0	1	0	0	0	4	0	0	0
2020	New Orleans	15	3	37	29	8	0.0	0.0	1	30	30	0	2	0	2	0
NFL totals		62	25	185	146	29	2.0	11.0	5	82	45t	1	26	2	2	0

**ADDITIONAL STATISTICS:** Special Teams Tackles — (2019, 1); (2020, 3) Total: 4.

**CAREER HIGHS:** Tackles — 10, vs. New England (9/17/17); Solo Tackles — 8, vs. New England (9/17/17); Sacks — 1 (2x), vs. Atlanta (11/22/18) and vs. Houston (9/9/19); Interceptions — 1 (5x), last at Carolina (1/3/21); Passes Defended — 3 (2x), at Los Angeles Rams (11/26/17) and vs. Los Angeles Rams (11/4/18); Forced Fumbles — 1 (2x) last vs. Philadelphia (11/18/18); Fumble Recoveries — 1 (2x), last at Atlanta (12/6/20).

### POSTSEASON

Year	Team	GP	GS	Tot	TACKLES			Yds	INTERCEPTIONS				FUMBLES			
					Solo	Asst	Sk		No	Yds	Lg	TD	PD	FF	FR	Yds
2017	New Orleans	2	0	5	4	1	0.0	0.0	0	0	0	0	2	0	0	0
2018	New Orleans	2	2	11	9	2	0.0	0.0	0	0	0	0	2	0	0	0
2019	New Orleans	1	0	0	0	0	0.0	0.0	0	0	0	0	1	0	0	0
2020	New Orleans	2	0	0	0	0	0.0	0.0	0	0	0	0	1	0	0	0
NFL totals		7	2	16	13	3	0.0	0.0	0	0	0	0	6	0	0	0

**ADDITIONAL STATISTICS:** Special Teams Tackles — (2020, 1) Total: 1.

**POSTSEASON CAREER HIGHS:** Tackles —8, vs. Los Angeles Rams (1/20/19); Solo Tackles — 7, vs. Los Angeles Rams (1/20/19); Sacks — 0; Interceptions — 0; Passes Defended — 1 (6x), last vs. Chicago (1/10/21).

## VETERANS



### JAMEIS WINSTON

2  
QB

HEIGHT: 6-4 • WEIGHT: 231

COLLEGE: FLORIDA STATE

JOINED SAINTS: UFA-20 (TB)

NFL EXPERIENCE: 7

BORN: 1/6/94

**NFL CAREER** – Originally selected with the first overall pick in the 2015 NFL Draft by the Tampa Bay Buccaneers out of Florida State, Winston enters his second season in New Orleans, one in which he will compete for the starting quarterback slot in the preseason with Taysom Hill. The Bessemer, Ala. native has appeared in 75 games with 70 starts, completing 1,570-of-2,559 passes (61.4%) for 19,812 yards with 121 touchdown passes, 88 interceptions and an 86.9 passer rating, while adding 1,040 rushing yards and 10 touchdowns and being named to the Pro Bowl in 2015 following his rookie season. From 2015-19, Winston set numerous Buccaneers passing records including both the franchise's career and single-season marks in passing yards and the career record for touchdown passes. In 2019, Winston posted career-highs in passing yards (5,109), touchdown passes (33), completions (380), and yards-per-attempt (8.2). During a two-game stretch in wins in Weeks 14 and 15, Winston tossed for 456 and 458 yards, becoming the only player in NFL history to pass for 450 yards in consecutive contests. Winston's NFL-best 5,109 passing yards was the eighth-highest total in NFL record books, as he became only the eighth passer to reach 5,000 yards passing.

**CAREER TRANSACTIONS** – Agreed to terms with New Orleans on a one-year contract, 3/15/21; Signed by New Orleans to a one-year contract (UFA-TB), 4/28/20; Fifth-year team option exercised by Tampa Bay, 4/17/18; Signed by Tampa Bay to a four-year contract, 5/1/15; Selected by Tampa Bay in the first round (1st overall) of 2015 NFL Draft.

**HONORS** – **2019:** NFC Offensive Player of the Week (Week 4); FedEx Air Player of the Week (Week 4). **2016:** NFC Offensive Player of the Week (Week 1); FedEx Air Player of the Week (Week 1); Castrol EDGE Clutch Performer of the Week (Week 13). **2015:** Pro Bowl; Pepsi Rookie of the Year; NFL Offensive Rookie of the Month (November); Pepsi Rookie of the Week (Weeks 2, 5 & 11); FedEx Air Player of the Week (Week 11).

**2020** – Appeared in three regular season games for Saints and completed 7-of-11 passes for 75 yards and had six rushes for -4 yards...Appeared in relief of an injured Drew Brees vs. San Francisco and helped Saints hold on for win, Nov. 15, completing six-of-ten passes for 63 yards and carrying three times for a loss of one yard...In NFC Divisional Playoff vs. Tampa Bay, 1/17/21, completed a 56-yard touchdown pass to Tre'Quan Smith. **2019** – Started all 16 games, completing 380-of-626 passes (60.7 pct.), for 5,109 yards (8.2 avg.), with 33 touchdowns and 30 interceptions in his final season with the Bucs. Posted career-highs and franchise records in passing yards (5,109), 300-yard passing games (11) touchdown passes (33), completions (380), attempts (626). Winston's NFL-best 5,109 passing yards was the eighth-highest total

in NFL record books, as he became only the eighth passer to reach 5,000 yards passing. Posted 8.16 yards per attempt in 2019, second-highest in team history...In win at Carolina, Sept. 12, completed 16-of-25 passes for 208 yards, with one touchdown and a 103.4 rating...Vs. N.Y. Giants, Sept. 22, completed 23-of-37 passes for 380 yards, with three touchdowns, an interception and a 112.4 rating...In 55-40 win at L.A. Rams, Sept. 29, where Bucs set club scoring record, completed 28-of-41 passes for 385 yards, with four touchdowns, one interception and a 120.5 rating...At New Orleans, Oct. 6, completed 15-of-27 passes for 204 yards, with two touchdowns and a 104.6 rating...At Seattle, Nov. 3, completed 29-of-44 passes for 335 yards, with two touchdowns and a 103.9 rating...In a win vs. Arizona, Nov. 10, completed 30-of-48 passes for 358 yards, with a touchdown and two interceptions. In the fourth quarter with Arizona ahead 27-23, completed a pass for a 49-yard gain to Chris Godwin that set up go-ahead touchdown. Also had a career-long 26-yard rush...In win vs. Atlanta, Nov. 24, completed 18-of-28 passes for 313 yards, with three touchdowns, two interceptions and a 108.2 passer rating, including a career-long 71-yard completion for a TD...Winston's 13 consecutive games with a touchdown pass from 12/23/18-11/24/19, tied for the second-longest streak in team history...In a victory at Jacksonville, Dec. 1, completed 21-of-38 passes for 268 yards...Vs. Indianapolis, Dec. 8, completed 33-of-45 passes for 456 yards, with four touchdowns, three interceptions and a 107.3 rating. The 277 first-half passing yards was the fifth-most in a single half in team history and the 456 passing yards is fourth-most in a game in team history...In a win at Detroit, Dec. 15, completed 28-of-42 passes for 458 yards, with four touchdowns, one interception and a 124.9 rating. The 308 first-half passing yards was the third-most in a single half in team history and the 458 passing yards was the third-most in team history. **2018** – Started 9-of-11 games played, completing 244- of-378 passes (64.6 pct.), for 2,992 yards, with 19 touchdowns and 14 interceptions, for a rating of 90.2...Made 2018 debut at Chicago, Sept. 30, coming on in relief of Ryan Fitzpatrick in second half, completing 16-of-20 passes (career-high 80.0%) for 145 yards with a touchdown and two interceptions...At Atlanta, Oct. 14, completed 30-of-41 passes (73.1 pct.) for 395 yards, with four touchdowns and two interceptions, for a 115.4 rating. Also rushed five times for 31 yards...In an overtime win against Cleveland, Oct. 21, totaled 420 yards of offense (365 passing yards, a career-high 55 rushing yards). In final overtime drive, completed two-of-three passes for 21 yards to set up a game-winning field goal...Came on in relief of starter Fitzpatrick at N.Y. Giants, Nov. 18, leading four consecutive touchdown drives, finishing the game going 12-of-16 (75.0 pct.) for 199 yards (12.4 avg.), with two touchdowns and an interception, for a passer rating of 129.9. Winston's interception came on a Hail Mary attempt with under 30 seconds remaining in the game. Prior to that point, Winston had a 158.3 passer rating. With his totals from the Giants game, Winston tied Vinny Testaverde for the most second-most passing touchdowns in team history and eclipsed Trent Dilfer for the third-most passing yards...Started against San Francisco, Nov. 25, completed 29-of-38 passes (76.3 pct.) for 312 yards, with two touchdowns and no interceptions, for a rating of 117.4. With his totals against San Francisco, eclipsed Testaverde for the second-most passing touchdowns in team history...Against Carolina, Dec. 2, completed 20-of-30 passes for 249 yards, with two touchdowns and no interceptions, for a 114.4 rating, marking his third consecutive game with a passer rating over 100. With his totals against Carolina, he became Tampa Bay's franchise leader in touchdown passes, surpassing Josh Freeman, and he eclipsed Freeman for the second-most passing yards in team history...Threw two touchdowns against New Orleans, Dec. 9...At

OWNER

FOOTBALL

ADMINISTRATION

RECORDS

HISTORY



Dallas, Dec. 23, completed 34-of-48 passes (70.8 pct.) for 338 yards with one touchdown for a 97.2 rating...Completed 22-of-35 passes (62.9 pct.) for 345 yards with four touchdowns and one interception, for a passer rating of 121.7 against Atlanta, Dec. 30. **2017** – Started all 13 games he played in, completing 282- of-442 passes (63.8 pct.) for 3,504 yards, with 19 touchdowns and 11 interceptions, for a passer rating of 92.2...In a 29-7 win over Chicago, Sept. 17, completed 18-of-30 passes (60.0 pct.) for 204 yards, with one touchdown, for a rating of 91.5...Completed 28-for-40 passes (70.0) for 328 yards and two touchdowns at Minnesota, Sept. 24... In win against N.Y. Giants, Oct. 1, completed 22-of-38 passes for 332 yards and three touchdowns, for a passer rating of 113.0. Completed five-of-five passes for 54 yards and converted a first down with his legs on a seven-yard run to help set up a game-winning 34-yard field goal as time expired...Completed 26-of-46 passes for 334 yards and one touchdown for a rating of 86.7 vs. New England on Thursday Night, Nov. 5. 225 of his passing yards came in the fourth quarter, the second-most in any quarter in team history, trailing his own record of 238 set in 2015 (fourth quarter at St. Louis Rams, Dec. 17, 2015). Winston's 225 fourth quarter passing yards are the most by any quarterback since his own mark in 2015...At Arizona, Oct. 15, completed 5-of-10 passes for 61 yards before exiting (shoulder)...Completed 32-of-44 passes (72.7 pct.) for 384 yards and three touchdowns, for a 112.3 rating at Buffalo, Oct. 22...Against Carolina, Oct. 29, threw for 210 yards...At New Orleans, Nov. 5, went 7-of-13 for 67 yards in the first half, but did not play in the second half due to a shoulder injury. Winston's totals brought his career passing yards over 10,000, in just his 40th game. Only the eighth player in NFL history at the time to do so. Was the second youngest player to ever reach 10,000 passing yards, trailing Drew Bledsoe...Returned at Green Bay, Dec. 3 and completed 21-of-32 passes (65.6 pct.) for 270 yards, with two touchdowns, zero interceptions and a 112.8 passer rating...Against Detroit, Dec. 10, completed 26- of-38 passes (68.4 pct.) for 285 yards, with two touchdowns. Winston's totals had him pass Bledsoe for the ninth-most passing yards by a player through their first three seasons in NFL history...On Monday Night Football vs. Atlanta, Dec. 18, completed 27-of-35 passes (77.1 pct.) for 299 yards, with three touchdowns, zero interceptions and 130.5 rating. Winston's 77.1 completion percentage was the highest by a Buccaneers quarterback since 2013 (Mike Glennon. 87.0 vs. Atlanta, Nov. 17, 2013). Winston now has 67 career passing touchdowns, passing Cam Newton and Matt Ryan for the eighth most passing touchdowns by a player through their first three seasons in NFL history...At Carolina, Dec. 24, Winston completed 21-of-27 passes (77.8 pct.) for 367 yards and a touchdown, for a 131.1 passer rating. Winston's 131.1 passer rating is the second-highest of his career (131.6 at Philadelphia, Nov. 22, 2015). Winston became the first quarterback to complete at least 75 percent of his passes in consecutive games since the 2010 season (Josh Freeman, 12/26/10 vs. Seattle, 1/2/11 at New Orleans). With his totals at Carolina, Winston passed Brad Johnson for the fifth-most passing yards in franchise history...In a Week 17 win vs. New Orleans, Dec. 31, threw for 363 yards, including a game-winning 39-yard TD to Godwin with under ten seconds left. He also had 32 rushing yards and a rushing touchdown. With his totals in Weeks 16-17, Winston becomes the only player in franchise history to post consecutive games with at least 350 passing yards. Winston finished the year with six games of 300 or more passing yards, at the time the most such games in a single season in franchise history. Winston's totals at New Orleans had him pass Cam Newton, Andy Dalton and Dan Marino for the third most passing yards by a player through their first three seasons in NFL history, trailing only Andrew Luck and Peyton Manning. **2016** – Tied for seventh in NFL with 28 touchdown

passes and ranked 12th in passing yards, with 4,090...Started all 16 games, completing 345-of-567 passes for 4,090 yards, with 28 touchdowns and 18 interceptions...In season opener at Atlanta, Sept. 11, completed 23-of-32 passes (71.9 pct.) for 281 yards, with four touchdowns and an interception, for a 125.1 passer rating. Earned NFC Offensive Player of the Week...Vs. L.A. Rams, Sept. 25, completed 36-of-58 pass attempts (62.1 pct.) for 405 yards and three touchdowns, with a 93.0 passer rating....Rushed for a seven-yard touchdown vs. Denver, Oct. 2, the seventh of his career, second-most by a quarterback in team history...At Carolina, Oct. 10, in his first career Monday Night Football game, completed 18-of-30 passes for 219 yards and one touchdown for a rating of 93.6. Recorded his first game-winning drive of the season at Carolina, leading an 11-play, 66-yard drive that ended with a 38-yard game-winning field goal, giving Tampa Bay a 17-14 prime time victory...At San Francisco, Oct. 23, went 21-of-30 for 269 yards with three touchdowns and one interception, for a rating of 117.2...Threw two touchdown passes with no interceptions against Oakland, Oct. 30...On Thursday Night Football vs. Atlanta, Nov. 3, completed 23-of-37 passes (62.2 pct.) for 261 yards and three touchdowns, with zero interceptions, for a 110.3 rating...Vs. Chicago, Nov. 13, completed 23-of-33 passes (69.7 pct.) for 312 yards, with two TDs, for a 107.1 rating. Winston's first TD pass vs. Chicago brought career total to 40. At 22 years, 312 days old, he became youngest player in NFL history to throw for 40 TDs...Completed 24-of-39 passes (61.5 pct.) for 331 yards and a touchdown for a 97.3 rating in win at Kansas City, Nov. 20. Winston's consecutive games with 300 or more passing yards were the first time...Led team to its fifth road victory of 2016 at Chargers, Dec. 4, completing 20-of-30 passes (66.7 pct.) for 280 yards with a touchdown and an interception, for a 93.8 passer rating. Credited with fifth career game-winning drive in win over Chargers, helping lead team to 11 fourth-quarter points, overcoming a 21-17 deficit entering the final period...Recorded 90+ rating in five straight games (Weeks 9-13)...In win over New Orleans, Dec. 11, completed 16-of-26 passes (61.5 pct.) for 184 yards...Threw for 247 yards and two touchdowns on Sunday Night Football at Dallas, Dec. 18...At New Orleans, Dec. 24, threw for 277 yards and two touchdowns...Led a game-winning drive vs. Carolina, 1/1/17, driving the team 74 yards, connecting with Mike Evans with 3:13 left in fourth quarter. Finished the game going 20-of-35 for 202 yards, with one touchdown and an interception. **2015** – Started all 16 games, finishing with 84.2 rating, going 312-of-535 for 4,042 yards with 22 touchdowns and 15 interceptions. Also rushed 54 times for 213 yards and six touchdowns...Made NFL debut vs. Tennessee and finished the day against Tennessee, Sept. 13, completing 16-of-33 passes for 210 yards, two touchdowns and two interceptions...Connected with Austin-Seferian Jenkins on both touchdown passes, his first-career scoring toss being for five yards and the second for 41 yards...At New Orleans Sept. 20, finished the game going 14-of-21 for 207 yards and one touchdown, for a 114.6 rating – and rushed for a touchdown, the first of his pro career in the regular season...At Houston Sept. 27, finished going 17-of-36 for 261 yards for a touchdown and one interception...Against Carolina, Oct. 4, finished with then-career high in attempts (43), completions (26) and passing yards (287), while tying his then-career high in passing touchdowns (two)...Vs. Jacksonville, Oct. 11, completed 13 of 19 passes for 209 yards with a touchdown and no interceptions, earning a 122.5 rating, the fourth-highest single-game mark by a rookie in team history...At Washington, Oct. 25, finished the game going 21- of-29 for 297 yards and two touchdowns, including a 40-yard scoring pass to Evans on the third offensive play of the game. His passing yards tied for fourth-most ever by a Buccaneers rookie and his passer rating set the third-best mark by a rookie in team

history...At Atlanta, Nov. 1, finished the day going 16-of-29 for 177 yards with one touchdown, as well as rushing three times for 24 yards and one touchdown, including a career-long 21-yard scramble in third quarter that set up his four-yard rushing touchdown three plays later. Led first career game-winning drive, beating the Falcons in overtime after leading the team on a 15-play, 68-yard drive that ended with a 31-yard field goal for the 23-20 lead, becoming only the third rookie quarterback in team history to lead the team to an overtime victory. With second career rushing touchdown at Atlanta Nov. 11, leads Buccaneers rookie quarterbacks for the most rushing touchdowns in franchise history...Against New York Giants, Nov. 8, went 19-of-36 for 247 yards while throwing no interceptions and recording three rushes for 24 yards, including a 10-yard scramble into the end zone for his third rushing touchdown of the season...Vs. Dallas, Nov. 15, completed 22-of-39 passes for 264 yards with two interceptions, as well as recording three rushes for three yards, including a one-yard rushing touchdown in the fourth quarter to win the game. Game-winning drive marked his first career fourth-quarter comeback and the team's first this season...Ended the day at Philadelphia, Nov. 22, going 19-of-29 for 246 yards with five touchdowns and no interceptions, including four touchdown passes in the first half, marking the most in a first half in team history and tied for the most in a first half in NFL this season. His five passing touchdowns are tied for the most in a single game by a rookie since the 1970 NFL merger and also tied the franchise single-game record...At Indianapolis, Nov. 29, finished going 20-of-36 for 245 yards with a touchdown and an interception, and established franchise record for passing yards by a rookie, with 2,650...Against Atlanta, Dec. 6, completed 18-of-27 passes for 227 yards with one touchdown and one interception, as well as recording five rushes, which included a five-yard rushing touchdown and a 20-yard rush to convert on third-and-19 on what would be the game-winning drive. Led the team on a 12-play, 80-yard drive to win the game against Atlanta, marking the third game-winning drive of his career and his second career fourth-quarter comeback drive. He is also one of only nine quarterbacks this season to direct at least three game-winning drives, and is the only rookie to do so, per data compiled by Pro Football Reference...Vs. New Orleans, Dec. 13, went 18-of-32 for 182 yards, one touchdown and no interceptions...At St. Louis, Dec. 17, finished going 29-of-50 for 363 yards with two touchdowns – his 363 passing yards are the second-most by a rookie in team history. Led the team on a 98-yard touchdown drive at St. Louis, tied for the longest drive in team history. Threw for 238 yards in the fourth quarter at St. Louis, the most in any quarter in franchise history and the most by a quarterback in the fourth quarter since 2012 Eli Manning, 243 passing yards vs. Tampa Bay, Sept. 16, 2012. His fourth-quarter passing yardage is the most in any quarter since Aaron Rodgers in 2014 (242 yards, second quarter vs. Chicago)...Against Chicago, Dec. 27, went 15-of-29 for 295 yards and two touchdowns with one interception...At Carolina, 1/3/16, finishing 29-of-47 for 325 yards, while adding 14 rushing yards and one rushing touchdown – marking his second 300-yard game of the year and the third-most passing yardage in a single game by a Buccaneers rookie.

**COLLEGE** – In his two seasons at the helm in Tallahassee, Winston posted a 27-1 record as a starter, became only the second freshman to win the Heisman Trophy in 2013 and led the Seminoles to back-to-back 13-0 regular seasons as well as a victory over Auburn in the 2014 BCS National Championship where he was named the game's Offensive MVP. Finished his college career with 7,964 passing yards, 65 touchdown passes and a 163.3 rating. In 2014, started 13 games, completing 305-

of-467 passes (65.3 pct.) for 3,907 yards with 25 touchdowns and 18 interceptions... Also rushed 57 times for 65 yards and three touchdowns... Helped lead Florida State to their second-consecutive undefeated regular season and ACC Championship, while earning a berth in the first-ever College Football Playoff Semifinal at the Rose Bowl... Led the ACC in passing yards (3,907) passing yards per game (300.5), attempts (467), completions (305) and completion percentage (65.3)... Set a Florida state record with 305 completions, while his 3,907 passing yards are the third-most in a single season in school history... Ranked sixth in the NCAA in passing yards (3,907) and eighth in yards per game (300.5)... Named first-team All-ACC by league coaches and media... A finalist for the Manning Award and a semifinalist for the Davey O'Brien, Maxwell and Walter Camp Player of the Year Awards... Led the NCAA with four game-winning fourth-quarter drives in 2014, including the biggest comeback in school history at Louisville, where he passed for a season-high 401 yards and threw three second-half touchdowns to overcome a 21-0 deficit... In 2013, started 14 games, completing 257-of-384 passes (66.9 pct.) for 4,057 yards with 40 touchdowns and 10 interceptions. Also rushed 88 times for 219 yards and four touchdowns... Winner of the 2013 Heisman... At 19 years, 342 days old, was the youngest player to ever win the Heisman, and was only the second freshman to do so... Won the Davey O'Brien and Manning Awards, while placing as a finalist for the Maxwell Award... Named ACC Offensive Player of the Year, ACC Rookie of the Year and ACC Offensive Rookie of the Year... The first freshman in the history of the conference to earn ACC Player of the Year... Set the ACC record, the Florida State record and the NCAA freshman record for touchdown passes (40), while breaking the NCAA freshman record for passing yards (4,057)... A first-team All-ACC selection and a consensus All-American... Led Florida State to a 14-0 record, an ACC Championship and the 2013 BCS National Championship... Named offensive MVP of the national championship game, throwing for 237 yards and two touchdowns, including leading a seven-play, 80-yard drive that culminated in a two-yard touchdown pass to give Florida State the lead with only 13 seconds remaining... Earned ACC Championship Game MVP honors... Helped lead an offense that set the NCAA record for total points (723 – 51.6 ppg.), while also establishing school and conference records for total yards (7,267)... Named to All-ACC Academic Team... Redshirted as a true freshman in 2012.

**PERSONAL** – Top quarterback prospect in class of 2012, rated a five-star quarterback by Scout... No. 14 on the ESPN 150 and No. 1 quarterback nationally, No. 5 player regionally and No. 1 player in Alabama... Named to the 2012 USA Football National Team (U19) for the 2012 International Bowl... *USA Today* 2011 All-USA first-team All-American, 2012 *Parade* All-American, ESPNHS first-team All-American and Under Armour All-American... Co-MVP of the Elite 11 national quarterback challenge... MVP in the Under Armour All-American Game... 2011 Gatorade Alabama Football Player of the Year and Alabama Sports Writers Association's Class 5A quarterback of the Year as a senior in 2011... Four-year starter at Hueytown (Ala.) HS who totaled 6,871 passing yards and 67 touchdowns, with 25 interceptions, while adding 2,912 rushing yards and 35 touchdowns... As senior, completed 69 percent of his passes for 2,424 yards and 28 touchdowns, rushing for 1,065 yards and 15 touchdowns, leading Hueytown to a 13-1 record and the Class 5A state semifinals... Played baseball in high school and college and was selected in the 15th round by the Texas Rangers in the 2012 MLB first-year player draft... Has regularly donated his offseason time to supporting causes in the New Orleans, Tampa Bay, Tallahassee, and Birmingham areas... Winston's Dream Forever Foundation has a mission to impact lives of



## VETERANS

financially disadvantaged children and youth through encouragement, opportunities and resources to develop and achieve their dreams...In April, launched a "Dream Room" at Meadowlawn Middle School in St. Petersburg, Fla. With 3D printers, Lego walls, iPads and apps donated to expand creative learning opportunities...In 2020, Winston and his wife Breion, returned to his hometown of Bessemer, Ala. to distribute meals as part of a \$25,000 personal donation at local schools to help feed food insecure children...At the height of the COVID-19 pandemic, donated \$30,000 to help eight struggling small restaurants in the Tampa community, providing meals for over 1,000 families in need for a month...Partnered with WWE's Titus O'Neil to donate \$50,000 to provide supplies to families in need and Hillsborough (Fla.) County schools...At Christmas, has hosted the Famous Jameis Holiday Jamboree, surprising underprivileged children with gifts and engaging with fans during a community fun day/toy drive...Served as the spokesperson and "Quarterback" for the Buccaneers Academy initiative...In 2016 and 2017, hosted the Jameis Winston ProCamp in Tampa, Fla. and Dream Forever Football Camp in Fairfield, Ala. for hundreds of youth participants and in 2017, hosted the Elite Championship Camp for youth in Tallahassee...Makes annual visits to Birmingham-area libraries, summer programs, hospitals and schools to share positive messages and lift spirits of children throughout his home...Led Buccaneers' efforts in the annual "Special Olympics Day" at Training Camp, engaging with athletes through football drills and activities...Hosted the "Dream Big Day" graduation celebration for fifth graders at Egypt Lake Elementary, a Buccaneers Academy, in 2017...Annually participated in Buccaneers' 2015, 2016 and 2017 Cut for a Cure, having his head shaved by pediatric cancer patients to raise funds and awareness for the National Pediatric Cancer Foundation...Visited Tampa's Lockhart Elementary School in 2017 as they welcomed over 350 new students and teachers to spend the remainder of the year with them as they recovered from a fire. Spoke to students about overcoming adversity and encouraging them to rally around their new classmates...In 2016, visited victims of the Pulse night club shooting at Orlando Regional Medical Center...In 2016, participated in a surprise visit to the West Tampa Boys & Girls Club with O'Neil to share positive messages with the members and surprise kids with tickets to WWE Monday Night RAW...Served as 2016 and 2017 celebrity starter for the "One Walk to Cure Diabetes" in Tampa to benefit the Juvenile Diabetes Research Foundation...In 2015, congratulated students at Pinellas Park Middle School for winning the Fuel Up To Play 60 "Defend Your Turf Challenge" through a special assembly and physical education. class...In 2015, participated in games, arts and crafts, and activities with children at Metropolitan Ministries annual Fall Festival in Tampa, Fla....In 2015, served lunch to more than 250 hungry and homeless people at Trinity Café in Tampa...Participated in the Buccaneers' 2015 and 2016 Back to Football luncheons to speak to local business leaders about the upcoming seasons...In 2015, went bowling with Tampa-area rookie/first-year firefighters and paramedics...In 2015, traveled to Jackson South Community Hospital in Miami to visit Dwayne Mitchell, a high school student battling a rare heart disease, to spend time with Mitchell and show support for the Mitchell family...In 2015, served as a celebrity guest at the Dick Vitale Gala in Sarasota to raise funds and awareness for cancer research...In 2015, visited wounded warriors recovering from injury and illness at James A. Haley Veterans' Hospital in Tampa...Born in Bessemer, Alabama, on January 6, 1994.

OWNER

FOOTBALL

ADMINISTRATION

RECORDS

HISTORY



## JAMEIS WINSTON

### PASSING

Year	Team	GP	GS	Att	Cmp	Pct	Yds	Yds/Att	TD	Int	Lg	Sk	Lst	Rating
2015	Tampa Bay	16	16	535	312	58.3	4,042	7.6	22	15	68	27	190	84.2
2016	Tampa Bay	16	16	567	345	60.8	4,090	7.2	28	18	45t	35	239	86.1
2017	Tampa Bay	13	13	442	282	63.8	3,504	7.9	19	11	70	33	207	92.2
2018	Tampa Bay	11	9	378	244	64.6	3,992	7.9	19	14	64	27	157	90.2
2019	Tampa Bay	16	16	626	380	60.7	5,109	8.2	33	30	71t	47	282	84.3
2020	New Orleans	3	0	11	7	63.6	75	6.8	0	0	19	2	11	83.5
NFL Totals		75	70	2,559	1,570	61.4	19,812	7.7	121	88	71t	171	1,086	86.9

### RUSHING

Year	Team	Att	Yds	Avg	Lg	TD
2015	Tampa Bay	54	213	3.9	21	6
2016	Tampa Bay	53	165	3.1	14	1
2017	Tampa Bay	33	135	4.1	17	1
2018	Tampa Bay	49	281	5.7	18	1
2019	Tampa Bay	59	250	4.2	26	1
2020	New Orleans	6	-4	-0.7	3	0
NFL Totals		254	1,040	3.4	26	10

**CAREER HIGHS:** Attempts — 58, vs. L.A. Rams (9/25/16); Completions — 36, vs. L.A. Rams (9/25/16); Completion Pct. — 80.0 (16-for-20), at Chicago (9/30/18); Passing Yards — 458, at Detroit (12/15/19); Long Pass — 71t, at Atlanta (11/24/19); Interceptions — 5, vs. Carolina (10/13/19); Passing TDs — 5, at Philadelphia (11/22/15); Passer Rating — 131.6, at Philadelphia (11/22/15); Rushes — 10, vs. Cleveland (10/21/18); Rushing Yards — 55, vs. Cleveland (10/21/18); Long Rush — 26, vs. Arizona (11/10/19); Rushing TDs — 1 (10x), last vs. Indianapolis (12/8/19).

### POSTSEASON

Year	Team	GP	GS	Att	Cmp	Pct	Yds	Yds/Att	TD	Int	Lg	Sk	Lst	Rating
2020	New Orleans	1	0	1	1	100.0	56	56.0	1	0	56t	0	0	158.3
NFL Totals		1	0	1	1	100.0	56	56.0	1	0	56t	0	0	158.3

## VETERANS



**ZACH  
WOOD**

**49  
LS**

HEIGHT: 6-3 • WEIGHT: 255  
COLLEGE: SOUTHERN METHODIST  
JOINED SAINTS: FA-17  
NFL EXPERIENCE: 5  
BORN: 1/10/93

**NFL CAREER** – Wood was signed as a free agent by the Saints prior to the 2017 season opener after spending parts of 2016 and 2017 competing for snapping duties with the Dallas Cowboys. Wood snapped for all punts and placekicks in all 16 regular season games and both postseason contests in 2020 and has provided consistency since his arrival.

**CAREER TRANSACTIONS** – Agreed to terms with New Orleans on a four-year contract, 3/18/20; Signed by New Orleans Saints, 9/9/17; Waived by Dallas Cowboys, 9/2/17; Signed a reserve/future contract with Dallas, 1/16/17; Waived by Dallas, 9/1/16; Signed by Dallas as an undrafted rookie free agent, 5/24/16.

**2020** – Handled snapping for punts and placements for all 16 regular season games and both postseason contests. **2019** – Handled long snapping for all 16 regular season games and NFC Wild Card Playoff vs. Minnesota, 1/5/20. **2018** – Handled snapping long snapping duties for all 16 regular season games and both postseason contests. **2017** – After spending the offseason and preseason with Dallas Cowboys, signed by New Orleans, Sept. 9 and handled snapping duties for all 16 regular season games and both playoff contests. **2016** – Went to training camp with Dallas.

**COLLEGE** – Started 33-of-43 games he played over four seasons at Southern Methodist, tallying 137 tackles, 22 tackles for loss, nine sacks, two forced fumbles and three blocked kicks at defensive end...Played in ten games, starting nine and recorded 39 tackles with ten tackles for loss, 3.5 sacks, two pass deflections and three blocked kicks in 2015...Appeared in all 12 contests in 2014 and led team with four sacks to go along with 40 tackles....Played and started all 12 games at defensive end in 2013 and tied for fifth on team with 49 tackles and six tackles for loss, adding a sack and two forced fumbles...Appeared in nine games in 2012, making nine tackles and registering a half sack...Graduated with a bachelor's degree in applied physiology.

**PERSONAL** – 2010 Class 4A All-State honorable mention selection at Rowlett (Texas) HS, totaling 115 tackles and 10 sacks as senior...Participated in 2018 Saints Hall of Fame Golf Tournament in Biloxi, Miss and the 2019 tournament in New Orleans.

## ZACH WOOD

Games Played/Started: New Orleans — (2017, 16/0); (2018, 16/0); (2019, 16/0); (2020, 16/0) NFL Totals: 64/0.

### POSTSEASON

Games Played/Started: New Orleans — (2017, 2/0); (2018, 2/0); (2019, 1/0); (2020, 2/0) NFL Totals: 7/0.

# SAINTS

## DRAFT CHOICES


OWNER

FOOTBALL

ADMINISTRATION

RECORDS

HISTORY



**PAYTON  
TURNER**

**98  
DE**

HEIGHT: 6-6 • WEIGHT: 270

COLLEGE: HOUSTON

DRAFTED: 1ST ROUND  
(28TH OVERALL)

**COLLEGE CAREER** – With the 28th overall pick in the 2021, the Saints added to the team's defensive line with this gifted pass rusher. During his four collegiate seasons, Turner notched career totals of 115 tackles (68 solo), ten sacks, 25 tackles for loss, one interception, one forced fumble, ten passes defended and one blocked punt.

**2020** – Made four starts at BANDIT position and appeared in five games as a senior for the University of Houston...Team captain who led Houston with 10.5 tackles for loss and five sacks, earning second-team All-AAC second-team. Registered 25 tackles in just five contests...Posted seven tackles, 4.5 tackles for loss and two sacks in opener vs. Tulane, Oct. 8 and named to AAC honor roll...Logged six-plus tackles in each of the first three games...Registered six tackles vs. No. 14 BYU, Oct. 16...Matched career-high with eight stops in Houston's win at Navy, Oct. 24...Forced a fumble that resulted in a 34-yard touchdown against UCF, Oct. 31. **2019** – Started 12 games...Recorded 34 tackles (20 solo), eight tackles for loss and four sacks...Finished with four tackles, including 2.0 for loss, at fourth-ranked Oklahoma, Sept. 1...Totalled four tackles, including 1.5 for loss, with one sack in win vs. Prairie View A&M, Sept. 7...Had one tackle and one quarterback hurry vs. Washington State in the AdvoCare Texas Kickoff, Sept. 13...Tallied three tackles with one sack at Tulane, Sept. 19...Totalled three tackles, including 1.5 for loss, with a half sack and one quarterback hurry in win at North Texas, Sept. 28...Recorded four tackles with a half sack and one QB hurry vs. No. 25 Cincinnati, Oct. 12...Tallied three tackles, two pass breakups and one QB hurry in win at UConn, Oct. 19...Posted two tackles with one sack vs. SMU, Oct. 24...Had two tackles at UCF, Nov. 2...Recorded two tackles vs. Memphis, Nov. 16...Tallied two tackles, two pass breakups and one quarterback hurry in win at Tulsa, Nov. 23...Posted four tackles, including 0.5 for loss, in season finale vs. Navy, Nov. 30. **2018** – Started first 11 games of the season before suffering a season-ending foot injury...Posted 42 tackles (21 solo), four passes defended and a blocked punt...Finished with six tackles, including one for loss, in win at Rice...Had six tackles, including a half tackle for loss, in win against Arizona...Had one tackle and one pass breakup at Texas Tech...Had three tackles, including one for loss, one QB hurry in win against Tulsa...Had a blocked punt in win against Texas Southern...Had eight tackles, including a half tackle for loss, in win against Tulsa...Had two tackles, including a

# DRAFT CHOICES

half tackle for loss, and three QB hurries in win at East Carolina...Had four tackles in victory at Navy...Had two tackles and two passes defended in win over USF...Had six tackles at SMU...Had two tackles, including one for loss, against Temple...Had two tackles and a pass defended in win over Tulane. **2017** – Appeared in 11 games as a true freshman...Totaled 14 tackles and was one of seven Cougars to record at least one interception on the year...Had one tackle in win vs. East Carolina...Tallied two tackles in win at No. 17 South Florida...Had four tackles and a tackle for loss in win at Temple...Made first career appearance in win vs. Rice and had a tackle, a sack for a two-yard loss, an interception and a pass defense...Vs. Texas Tech, recorded two tackles and two QB hurries.

**PERSONAL** – Named to the 2016 18-6A All-District First Team at Westside (Houston, Texas) HS...Missed the majority of his senior year due to a knee injury, posting 22 tackles and one interception in four games...Coached by Jamahl Mason... After starting his athletic career as a youth playing baseball at both pitcher and first baseman, was also a member of the Westside High basketball program, a sport where he was also heavily recruited...Mother, Alaina and aunt, Cass Bauer-Bilodeau, were both former standout basketball players at Montana State.

## PAYTON TURNER

Year	School	GP	GS	Tot	TACKLES				Yds	INTERCEPTIONS					FUMBLES		
					Solo	Asst	Sk			No	Yds	Lg	TD	PD	FF	FR	Yds
2017	Houston	11	0	14	10	4	1.0		2.0	1	1	1	0	2	0	0	0
2018	Houston	11	11	42	21	21	0.0		0.0	0	0	0	0	4	0	0	0
2019	Houston	12	12	34	20	14	4.0		24.0	0	0	0	0	4	0	0	0
2020	Houston	5	4	25	17	8	5.0		33.0	0	0	0	0	0	1	0	0
College Totals		39	27	115	68	47	10.0		59.0	1	0	1	0	10	1	0	0

**ADDITIONAL STATISTICS:** Blocked Punts — (2018, 1) Total: 1; Blocked Kicks — (2020, 1) Total: 1.

**CAREER HIGHS:** Tackles — 8 (2x), last at Navy (10/24/20); Sacks — 2, vs. Tulane (10/8/20); Interceptions — 1, vs. Rice (9/16/17); Passes Defended — 2 (2x), last at Connecticut (10/12/19); Forced Fumbles — 1, vs. Central Florida (10/31/20).



## PETE WERNER

HEIGHT: 6-3 • WEIGHT: 242

COLLEGE: OHIO STATE

DRAFTED: 2ND ROUND  
(60TH OVERALL)

# 20 LB

OWNER

FOOTBALL

ADMINISTRATION

RECORDS

HISTORY

**COLLEGE CAREER** – New Orleans selected this three-year starter from Ohio State to compete at the linebacker position. The Indianapolis, Ind. native finished his college career playing in 47 career games with 35 starts, recording 185 tackles (111 solo), 16 stops for loss, four sacks, 11 passes defended, four forced fumbles and two fumble recoveries. Werner helped power the Buckeyes to the College Football Playoff championship game as a senior in 2020, when he was voted by Big Ten coaches as a first-team All-Conference selection and a Butkus Award semifinalist, posting 54 tackles, 2.5 stops for loss, one sack and two forced fumbles.

**2020** – Voted by Big Ten coaches as first-team All-Conference and also was a Butkus Award semifinalist, starting all eight games he appeared in during an abbreviated Big Ten season, recording 54 tackles (28 solo), 2.5 stops for loss, one sack, two forced fumbles and one pass defense as the Buckeyes reached the College Football Playoff championship game...Recorded eight tackles (five solo), one stop for a loss and one sack against Indiana, Nov. 21...In the Big Ten Championship game vs. Northwestern, Dec. 19, posted five solo tackles and one forced fumble...Posted nine tackles in College Football Playoff semifinal victory over Clemson, 1/1/21...Recorded eight tackles (four solo) and one pass defended in College Football Playoff championship loss to Alabama, 1/11/21. **2019** – Started all 14 games for College Football Playoff semifinalists and was ranked second on the Buckeyes with 64 tackles (39 solo), 5.5 tackles for loss for minus 11 yards, three passes defended and two fumble, earning honorable mention All-Big Ten...Selected as Player of the Game in posting season-high ten tackles (eight solo) and two passes defended in a 28-17 Big Ten East Division-clinching win over Penn State, Nov. 23...Recorded six tackles and recovered two fumbles in 38-7 victory over Wisconsin, Oct. 26....Posted six tackles, and a half-stop for loss in the College Football Playoff semifinal loss to Clemson, Dec. 28. **2018** – Earned a starting assignment in 13 of 14 games for Big Ten and Rose Bowl champion Buckeyes, recording 58 tackles (38 solo), a career-high 7.5 stops for loss, three sacks, two forced fumbles and seven passes defended...His most productive statistical game of the season was a ten-tackle effort in a win over Minnesota, Oct. 13, that included 2.5 stops for loss and one sack...Posted four tackles, one stop for loss, one sack and a career-high three passes defended vs. Indiana, Oct. 6...Posted five tackles (two solo) and a pass defense in Rose Bowl win over Washington, 1/1/19. **2017** – Lettered as a true freshman for the Buckeyes, playing in 11 games and contributing nine tackles, most coming on special teams...Made season-high three stops and a split tackle for loss in college debut vs. UNLV, Sept. 23.



## DRAFT CHOICES

**PERSONAL** — Rivals, 247Sports and Scout four-star prospect as a standout OLB at Indianapolis Cathedral HS...Ranked among the Top 300 players nationally by both Scout and 247Sports and among the Top 20 outside linebackers...Was a first-team *Associated Press* Class 6A all-state pick as a senior for a team that went 7-5 and advanced to the regional finals...Missed three games due to injury, but recorded 64 tackles, including 17 for loss and eight sacks...Finished third for *Indianapolis Star* Mr. Football honors...Earned state's top linebacker award by *Indianapolis Star*...Rated No. 1 OLB in Midwest by Scout and PrepStar all-Midwest region honoree...Real estate and urban analysis major and was three-time Academic All-Big Ten...Father, Greg, starred in football and baseball at DePauw University, is in its Athletics Hall of Fame and played two years in the NFL with the Jets and Eagles...Older brother, Dan, played football at Harvard.

### PETE WERNER

Year	School	GP	GS	Tot	TACKLES				Yds	INTERCEPTIONS					FUMBLES		
					Solo	Asst	Sk			No	Yds	Lg	TD	PD	FF	FR	Yds
2017	Ohio State	11	0	9	6	3	0.0	0.0	0	0	0	0	0	0	0	0	0
2018	Ohio State	14	13	58	38	20	3.0	10.0	0	0	0	0	7	2	0	0	0
2019	Ohio State	14	14	64	39	25	0.0	0.0	0	0	0	0	3	0	2	0	0
2020	Ohio State	8	8	54	28	26	1.0	0.5	0	0	0	0	1	2	0	0	0
College Totals		47	35	185	111	74	4.0	10.5	0	0	0	0	11	4	0	0	0

**CAREER HIGHS:** Tackles — 10 (2x), last vs. Penn State (11/23/19); Sacks — 1 (4x), last vs. Indiana (11/21/20); Passes Defensed — 2, vs. Penn State (11/23/19); Forced Fumbles — 2 (2x), last vs. Northwestern (12/19/20); Fumble Recoveries — 2, vs. Wisconsin (10/26/19).



**PAULSON  
ADEBO**

**29  
CB**

HEIGHT: 6-1 • WEIGHT: 198

COLLEGE: STANFORD

DRAFTED: 3RD ROUND  
(76TH OVERALL)

**COLLEGE CAREER** – Adebo finished his college career playing in 22 games with 21 starts for Stanford and recording 97 tackles, 34 passes defended and eight interceptions, earning All-Pac-12 honors in both 2018 and 2019. He will compete in training camp for a role in the team's defensive packages, where he can utilize his combination of size and speed.

**2020** – Opted out of final college season. **2019** – All-Pac-12 first team selection by conference coaches and AP second-team selection...Played in and started each of the first nine games before being sidelined by a season-ending injury...Totaled 33 tackles, 10 pass breakups and four interceptions...Led Pac-12 Conference in passes defended per game and interceptions per game...Ranked third nationally in passes defended per game and eighth in interceptions per game...First interception of the season, two pass breakups and five tackles vs. Northwestern...Matched his career high with four pass breakups and added five tackles vs. No. 15 Washington. Named Pac-12 Defensive Player of the Week...Recorded a pass breakup and an interception - his second of season and sixth of career - vs. UCLA...Recorded two interceptions, his second career two-pick game, vs. Arizona. Named Pac-12 Defensive Player of the Week and Jim Thorpe Award National Player of the Week. **2018** – FWA All-America second-team, All-Pac-12 first-team and Pacific Takes Pac-12 All-Freshman selection as he played in 13 games and started 12. No. 1 in the nation with 24 passes defended (20 breakups and four interceptions). Led team and finished third in the Pac-12 (16th in the nation) with four picks. Third on team with 64 tackles (44 solo), including 3.5 stops for loss...Made eight tackles (three solo) and two passes defended in college debut vs. San Diego State, Aug. 31...Recorded six solo tackles and four passes defended, including three in overtime at No. 20 Oregon, Sept. 22...Finished with three solo tackles, one interception and three passes defended in victory at Arizona State, Oct. 18...Recorded nine tackles (five solo) and one tackle for loss vs. Washington State, Oct. 27...Finished with four solo tackles and one interception in win at UCLA, Nov. 24...Recorded three tackles (two solo), two interceptions and three pass breakups in win at Cal, Dec. 1. **2017** – Did not see action.

**PERSONAL** – Prepped at Mansfield (Texas) HS...Four-star recruit was ranked nation's 58th-best recruit and ninth-best wideout by ESPN...Ranked nation's seventh-best athlete by Scout and 20th by Rivals...Ranked nation's 18th-best CB by 247Sports, Texas' 12th-best recruit by ESPN, 16th by 247Sports, 22nd by Scout.com, 30th by Rivals and 32nd by PrepStar...2017 Under Armour All-America...2016 6A AP All-State honorable mention...2015 6A Texas Sports Writers Association All-State honorable mention selection...Two-time (2015-16) *Dallas Morning News* All-Area first-team defense selection...Made 53 tackles, seven passes defended, three interceptions (one touchdown return) as senior. Added 25 catches for 494 yards and

OWNER

FOOTBALL

ADMINISTRATION

RECORDS

HISTORY

## DRAFT CHOICES

two touchdowns and 14 carries for 151 yards and a score...Finished with 75 tackles, 12 passes defended, five interceptions (two returned for touchdowns) as a junior in 2015...Added 41 catches for 730 yards (17.8 avg.) and 11 touchdowns and 11 carries for 94 yards...Competed in both track and basketball...Academic All-State second-team selection...Full name is Saiid Paulson Adebo...Born in Farmington, Mich... Older brother, Mouf, played football at Sam Houston State...First language at home is French, the native tongue of his mother, Pauline Domingo, who emigrated from the West African nation of Benin and teaches it at the University of Texas-Arlington.

### PAULSON ADEBO

Year	School	GP	GS	Tot	TACKLES				INTERCEPTIONS					FUMBLES		
					Solo	Asst	Sk	Yds	No	Yds	Lg	TD	PD	FF	FR	Yds
2017	Stanford	13	12	64	44	20	0.0	0.0	4	45	43	0	24	0	0	0
2018	Stanford	9	9	33	23	10	0.0	0.0	4	4	2	0	10	0	0	0
2019	Stanford															
2020	Stanford															
DID NOT PLAY/OPT-OUT																
College Totals		22	21	97	67	30	0.0	0.0	8	49	43	0	34	0	0	0

**CAREER HIGHS:** Tackles — 9, last vs. Washington State (10/27/18); Interceptions — 2 (2x), last vs vs. Arizona (10/27/19); Long Interception — 43 yards, vs. Stanford (12/1/19); Passes Defended — 4 (2x), last vs. Washington (10/5/19).



**IAN  
BOOK**

**16  
QB**

**HEIGHT: 6-0 • WEIGHT: 206**

**COLLEGE: NOTRE DAME**

**DRAFTED: 4TH ROUND  
(133RD OVERALL)**

**COLLEGE CAREER** – With their fourth round draft pick, the Saints selected Book, the winningest quarterback in Notre Dame history (30 victories). In four seasons in South Bend, played in 45 games and completed 728-of-1,141 attempts for 8,948 yards, 72 touchdowns and 20 interceptions, while carrying 360 times for 1,518 yards and 17 TDs. The two-time team captain was a Manning Award finalist his graduate/redshirt senior year in 2020, as he led the Fighting Irish into the College Football Playoff, completing 228-of-353 (64.6%) passes for 2,830 yards with 15 touchdowns and only three interceptions, while carrying 116 times for 485 yards and nine touchdowns.

**2020** – Started 12 contests, completing 228-of-353 (64.6%) passes for 2,830 yards with 15 touchdowns and only three interceptions, carrying 116 times for 485 yards and nine touchdowns. Manning Award Finalist and selected to the All-ACC third-team...In opening win vs. Duke, Sept. 12, completed 19-of-31 passes, including a 75-yard long, for 236 yards and a TD, also rushing for 12 yards. Quarterbacked Irish offense to five scoring drives, the first of which went 96 yards in 12 plays, to take the lead in the second quarter. Notre Dame also added an 83-yard TD drive; His 75-yard long pass was a career-long...Recorded three rushing touchdowns in the first half in the 52-0 win vs. South Florida, Sept. 19 – the second time in his career in which he has rushed for three touchdowns in a game (Wake Forest – 2018) – making him the first quarterback in Notre Dame history (modern era) to rush for three touchdowns in a half...In the win vs. Florida State, Oct. 10, went 16-for-25 and 201 yards, while being responsible for three TDs (two passing, one rushing), adding 58 rushing yards (11-yard long). Quarterbacked ND to 554 yards of total offense... In 12-7 win vs. Louisville, Oct. 17, completed 11 passes for 106 yards, rushing 12 times for 47 yards, including a rush which fooled a Louisville defender to gain extra yardage on an impressive go-ahead touchdown...In 45-3 win at Pittsburgh, Oct. 24, was named ACC Quarterback of the Week. Book went 16-for-39 for 312 yards and three TDs (73-yard long), with zero INTs, 40 rushing yards and a 173.7 passer rating. Book's 73-yard pass to Ben Skowronek was the third-longest pass in the FBS on the week and second-longest among ACC quarterbacks. Quarterbacked Notre Dame's offense to post 40:59 minutes of possession time...In a 31-13 victory at Georgia Tech, Oct. 31, completed 18 passes for 199 yards and one TD, while also rushing for 46 yards...In double overtime win over Clemson, Nov. 7, totaled 310 passing yards vs. the top-ranked passing defense in the ACC, marking his eighth career 300-yard game. Book went five-for-five to start the game, not throwing his first incompleteness until 13:20 left in the second quarter. His 67 rushing yards alone outpaced the entire Clemson offense, which posted 34 rushing yards. 13 of Book's 22 completions were for gains of 10 yards or more, and four gained 28 yards or more...In the 45-31

win over Boston College, Nov. 14, went 20-of-27 (71.4%) for 283 yards and three touchdowns. Posting zero sacks and zero interceptions, also added 10 rushes for 85 yards and a touchdown (8.5 avg.)...In the 31-17 win at North Carolina, Nov. 27, went 23-of-33 for 279 yards and a touchdown (Zero INTs, 53-yard long), with eight rushes for 48 yards. Finished day without any turnovers, giving him 237-straight attempts without an interception. It ties for the longest active streak among all FBS quarterbacks, and is the longest streak in Notre Dame history, topping Brady Quinn's 226. Posted a season-long 33-yard run against Tar Heels. Quarterbacked the Irish to four touchdown drives of at least 75 yards, including a season-long scoring drive of 97 yards...In 45-21 win over Syracuse, was named a Manning Star of the Week for his performance, in which he became the winningest quarterback in Irish history (30 wins as a starter). Completed a perfect record as a starting quarterback in Notre Dame Stadium going 15-0 as a starter at home, tying the most wins at home by a Notre Dame starting passer. Book went 24-of-37 for 285 yards and three touchdowns, adding eight rushes for 53 yards and two TDs, accounting for five scores and tying his career-best. With his rushing touchdowns, moved into fourth all-time in Notre Dame quarterback rushing TDs (14). With an interception vs. Syracuse, Book capped the longest streak by an Irish QB in program history with 266 attempts without a pick. It was the longest active streak in the FBS. Book was responsible for 19 of Notre Dame's 27 first downs on the day (15 passing, four rushing), and all but one of the Irish's 15 first downs in the first half (the only other Notre Dame first down in the first half was by penalty)...In ACC Championship vs. Clemson, Book completed 20 passes, moving into second all-time in Notre Dame quarterback career completions with 701, passing Jimmy Clausen's 695. Book trails only Brady Quinn (929). Totaled 219 passing yards with a 137.1 rating...In the College Football Playoff semifinal at the Rose Bowl game vs. Alabama, totaled 27 completions for 229 yards, adding 15 rushing attempts for 55 yards and a TD. With his rushing touchdown, Book tied for third all-time among all Irish quarterbacks with 17 rushing touchdowns, joining Rick Mirer. Ended his starting QB career with a 30-5 record, the most wins by a single Notre Dame quarterback in the program's 132-year history. **2019** – Started all 13 games. Completed 240-of-399 passes (62.1%) for 3,034 yards with 34 touchdowns and just six interceptions, while rushing 112 times for 546 yards and four TDs... Became the first QB in Notre Dame history with at least 2,500 passing yards, 500 rushing yards and 30 TD passes in a season (Oklahoma's Jalen Hurts was the only other FBS QB to reach those milestones in 2019). Had five games with four or more touchdowns, the most in a Notre Dame season, while his 34 TDs are second-most by an Irish signal-caller, trailing only Quinn's 37 (2006). **2018** – Took over as the starting quarterback at Wake Forest and finished the season 21-4 (68.2%) for 19 TDs passing, while rushing 95 times for 280 yards and four TDs...Ranked eighth nationally with a 68.2 completion percentage and 17th in pass efficiency. First FBS QB to win his first five starts of a season with a completion percentage over 70% in each game since Russell Wilson at Wisconsin in 2011. **2017** – Played in ten games, primarily as the backup, but did start one game...Came off bench to help Irish rally past No. 17 LSU, 21-17, in Citrus Bowl. Completed 46-of-75 passes for 456 yards and four TDs. Rushed for 207 yards on 37 carries...Went 14-of-19 for 164 yards with two fourth-quarter TD passes in win over Tigers. With Notre Dame trailing, 14-6, found Michael Young in the back of the end zone for a six-yard score. With the Irish down, 17-14, connected with Miles Boykin for a 55-yard TD with 1:28 left to help Notre Dame secure its first victory in a New Year's Day bowl since 1994 Cotton Bowl against Texas A&M. Book's first TD pass came early in fourth quarter...Became seventh consecutive Notre Dame signal caller to win first career start (at North Carolina). First



Irish QB to make his first start on the road since Jimmy Clausen at Penn State (2007). Became the first Irish signal caller to win when his first career start came in a road game since Tom Krug won at Air Force, 44-14, in 1995. Completed 17-of-31 passes for 146 yards and a TD, while rushing for 45 yards against Tar Heels...Briefly spelled an injured Brandon Wimbush against Wake Forest, Nov. 4, going eight-for-eight for 50 yards and a TD. **2016**—Redshirted.

**PERSONAL** — Graduated with a bachelor's degree in marketing...Three-year starter at Oak Ridge (El Dorado Hills, Calif.) HS...Helped Oak Ridge to 12 and 10-win seasons, respectively, as a sophomore and senior...Twice led Oak Ridge to the Sac-Joaquin section semifinals...Named Sierra Foothill League Most Valuable Player...Awarded 2015 Back of the Year by the National Football Foundation & College Hall of Fame and the Sacramento Valley Chapter's all-Sac-Joaquin section...Earned *Sacramento Bee* first-team All-Metro honors in 2015 and honorable mention in 2014...Career statistics: 7,632 passing yards, 78 TD passes, 64.6 completion percentage (603-of-934)...Threw for career-high 3,049 yards in 13 games as senior...Recorded 30 TDs to five interceptions, rushing for 779 yards on 129 carries and 12 TDs...Completed 70.5 percent of his passes (244-of-346)...Threw for 2,025 yards in 10 games as junior in 2014 and 18 TDs, completing 62.5 percent of passes (155-of-248)...Threw for 2,558 yards in 14 games as sophomore and 30 TDs (five interceptions)...Completed 60.0 percent of his passes (204-of-340).

## IAN BOOK

### PASSING

Year	School	GP	GS	Att	Cmp	Pct	Yds	Yds/Att	TD	Int	Lg
2017	Notre Dame	10	1	75	46	61.3	456	6.1	4	4	55
2018	Notre Dame	12	10	314	214	68.2	2,628	8.4	19	7	66
2019	Notre Dame	13	13	399	240	60.2	3,034	7.6	34	6	70
2020	Notre Dame	12	12	353	228	64.6	2,830	8.0	15	3	75
<b>College Totals</b>		<b>47</b>	<b>36</b>	<b>1,141</b>	<b>728</b>	<b>63.8</b>	<b>8,948</b>	<b>7.8</b>	<b>72</b>	<b>20</b>	<b>75</b>

### RUSHING

Year	School	Att	Yds	Avg	Lg	TD
2017	Notre Dame	37	207	5.6	43	0
2018	Notre Dame	95	280	2.9	23	4
2019	Notre Dame	112	546	4.9	53	4
2020	Notre Dame	116	485	4.2	33	9
<b>College Totals</b>		<b>360</b>	<b>1,518</b>	<b>4.2</b>	<b>53</b>	<b>17</b>

**CAREER HIGHS:** Attempts — 53, vs. Virginia Tech (11/2/19); Completions — 29, at Georgia (9/21/19); Passing Yards — 360, vs. New Mexico (9/14/19); Long Completion — 75, vs. Duke (9/12/20); Touchdown Passes — 5 (3x), last vs. Navy (11/16/19); Rushes — 17, vs. Clemson (12/29/18); Rushing Yards — 139, at Duke (11/9/19); Long Rush — 53, at Duke (11/9/19); Rushing TDs — 3, vs. South Florida (9/19/20).

## DRAFT CHOICES



### LANDON YOUNG

67  
T

HEIGHT: 6-7 • WEIGHT: 321

COLLEGE: KENTUCKY

DRAFTED: 6TH ROUND

(206TH OVERALL)

**COLLEGE CAREER** – An offensive lineman with the ability to play both tackle positions, New Orleans selected young in the sixth round of the 2021 NFL Draft. A two-time All-SEC selection, Young was a key anchor on a Wildcats offensive line that was named semifinalists for the Joe Moore Award, which recognizes the nation's most outstanding offensive line in both 2019 and 2020, uplifting a program whose senior class won 37 games, the most in a five-season span since 1949-53.

**2020** – Team captain selected by coaches as a first-team All-SEC selection with second-team honors from the AP. Started 11 games at left tackle and graded at 89 percent, not missing an assignment and leading the line with 56 knockdown blocks. **2019** – After missing the entire 2018 season due to injury, returned to start all 13 games at left tackle and was named third-team All-SEC by Athlon, totaling 64 knockdown blocks with only one missed assignment. **2018** – Redshirted after missing entire season with a knee injury suffered in training camp. **2017** – Played in all 13 games with six starting assignments at left tackle. **2016** – Finished with 27 knockdown blocks, playing in 12 games.

**PERSONAL** – Prepped at Lafayette (Lexington, Ky.) HS...A five-star recruit by Rivals and 247Sports...No. 1 prospect in Kentucky and No. 12 overall prospect in the nation by 247sports...Named top offensive lineman in the U.S. Army All-American Game for the West squad...Helped Lafayette average 36.7 points per game and advance to Class 6A state title game...Two-time first-team All-State selection by the *Courier-Journal* and the AP...2015 *Herald-Leader* "Class of Commonwealth"...Six-year letterwinner in wrestling and four-year letterwinner in track and field in the shot and discus...Won 2016 KHSAA state wrestling title, finished his senior year with a 19-0 record...Ranked as state's top wrestler at 285 after finishing fourth in state as junior...Three-time Class 3-A track and field champion in discus...Won the 2015 state shot up title and finished second in 2016...Named the 2014 Gatorade Kentucky Boys Track and Field Athlete of the Year...2013 USATF National Junior Olympics Track and Field Championships runner-up in both the shot put and discus...Member of National Honor Society...Born on Aug. 21, 1997 in Grayson County, Kentucky.

### LANDON YOUNG

Games Played/Started: Kentucky — (2016, 12/0); (2017, 13/6); (2019, 13/13); (2020, 11/11) College Totals: 49/30.


OWNER

FOOTBALL

ADMINISTRATION

RECORDS

HISTORY



# KAWAAN BAKER

# 14 WR

HEIGHT: 6-1 • WEIGHT: 215  
COLLEGE: SOUTH ALABAMA  
DRAFTED: 7TH ROUND  
(255TH OVERALL)  
BORN: 8/24/98

**COLLEGE CAREER** – A reliable, sure-handed target who emerged as a key performer for South Alabama, the Saints selected Kawaan Baker in the seventh round of the 2021 NFL Draft. In his college career, Baker caught 126 passes for 1,829 yards (14.5 avg.) with 16 touchdowns and carried 82 times for 376 yards with 11 touchdowns.

**2020** – Was a starter in all 11 of South Alabama's contests...Posted career-high totals with 51 catches for 659 yards and eight TDs to be selected second-team All-Sun Belt... Also named second-team (Phil Steele) and third-team (Pro Football Focus)...Returned 16 kickoffs for 264 yards and added 42 yards on the ground to finish second on the team with career-best 965 all-purpose yards...Tied for second in scoring, totaling 48 points... Finished among the top six in the Sun Belt in catches and receiving yards per game, ranking among the top 100 in the country in receptions per contest...Tied school season record for TD receptions, also setting career-highs in catches and receiving yards...Had 100-plus yards in two contests, scoring at least one touchdown in six games...Also 11th in league in all-purpose yards per game...Voted SBC co-Offensive Player of the Week after recording career-highs with 154 yards and three TDs on six catches in win over ULM...Led all players with seven receptions for 129 yards and a TD in home opener against Tulane...Paced all players with six catches at No. 25 Louisiana-Lafayette and Georgia Southern...Shared game-high honors with five receptions against Georgia State while leading the Jaguars after making five catches in UAB game...Recorded five catches for 51 yards and a TD in win at Arkansas State and had four receptions for 82 yards and a TD in victory at Southern Mississippi to open season. **2019** – Saw action in all 12 of the Jaguars' games, starting each of the last 11...Led team with 35 catches for 574 yards to be named honorable mention All-Sun Belt...Added 82 yards rushing and 35 on kickoff returns to post 692 all-purpose yards, second on squad...Led team in receptions in four contests and in receiving yards five times...Had 12 plays of 20 or more yards, second-highest on team...Caught four passes for a career-best 126 yards — including a second quarter 75-yard TD pass, the Jaguars' longest play from scrimmage all year — against Georgia Southern...Had five receptions both against Troy in the annual "Battle For The Belt" and in season-ending victory over Arkansas State...Led all players with 84 yards on a pair of catches against Memphis, recording South's only points with a 74- yard TD reception in final quarter...Shared team-high honors with three receptions, finishing with 56 yards, at Georgia State...Led the Jags with 59 yards on four catches in season opener at 24th-ranked Nebraska...Recorded a team-high 41 yards on a pair of receptions in win over Jackson State in home opener.

**2018** – Started all but one outing while seeing action in every contest...An honorable mention All-Sun Belt Conference selection after catching 33 passes for 494 yards and four TDs while rushing for 251 yards and nine scores...Led team in scoring (78 points) — 10th in league and among top 100 nationally in points per game — finishing third with 839 all-purpose yards...Second on squad in rushing, receiving yards, receptions

OWNER

FOOTBALL

ADMINISTRATION

RECORDS

HISTORY

## DRAFT CHOICES

and with 13 plays of 20 yards or more...Caught four passes against Oklahoma State, Memphis, Appalachian State and Louisiana...Had game-high and career-best 89 yards in matchup with the Mountaineers, adding 17 yards and a score on the ground for 106 all-purpose yards...Posted season-best 124 all-purpose yards following week at Georgia Southern after catching three passes for a game-best 79 yards...Had 124 all-purpose yards at ULL with a team-leading 80 yards and a TD receiving to go with 44 yards and two TDs on seven carries...Scored three TDs — two rushing and one via the pass — in the season opener against Louisiana Tech, recording 51 yards on six attempts...Scored rushing and receiving TDs at OSU, ending contest with team-high 40 yards on seven carries...Also scored on a run and a catch at Memphis, posting 49 receiving yards...Caught 51-yard pass in Alabama State victory...Led the Jaguars with 40 yards receiving on three catches at Arkansas State. **2017** — Appeared in 10 games, making his first ever start in the Jaguars' defeat of Arkansas State on Senior Day...Caught seven passes for 102 yards and a TD...Also ran back six kickoffs for 150 yards, recording a team-best 25.0 yards per return...Had three receptions for 48 yards — including a 20-yard TD catch with just over 12 minutes to go in regulation that provided the final margin of victory — in ASU win...Finished with 139 all-purpose yards in season finale at New Mexico State, with 110 on four kick returns including a career-long 44-yarder and two catches for 29 yards...First career reception — for a nine-yard gain — in collegiate debut at Mississippi...Contributed 16-yard catch in win over Alabama A&M. **2016** — Redshirted.


**PERSONAL** — Lettered for four years in football, baseball and track at Hapeville Charter Career Academy (College Park, Ga.)...Full name is Kawaan LaAndrae Baker... Born Aug. 24, 1998, in East Point, Ga...Favorite musical artist is Drake...Favorite school subject was math...Graduated with a bachelor's degree in mathematics/statistics with a minor in general business.

## KAWAAN BAKER

Year	School	RECEIVING							RUSHING				
		GP	GS	No	Yds	Avg	Lg	TD	Att	Yds	Avg	Lg	TD
2017	South Alabama	10	1	7	102	14.6	20	1	0	0	-	-	0
2018	South Alabama	12	11	33	494	15.0	51	4	59	251	4.3	28	9
2019	South Alabama	12	11	35	574	16.4	75t	3	20	83	4.2	26	2
2020	South Alabama	11	11	51	659	12.9	80t	8	13	42	3.2	12	0
College Totals		45	34	126	1,829	14.5	80t	16	82	376	4.6	28	11

Year	College	KICKOFF RETURNS					PUNT RETURNS					
		No	Yds	Avg	Lg	TD	No	FC	Yds	Avg	Lg	TD
2017	South Alabama	6	150	25.0	44	0	0	0	0	-	-	0
2018	South Alabama	5	94	18.8	24	0	0	0	0	-	-	0
2019	South Alabama	2	35	17.5	24	0	0	0	0	-	-	0
2020	South Alabama	16	264	16.5	25	0	0	0	0	-	-	0
College Totals		29	543	18.7	44	0	0	0	0	-	-	0

**CAREER HIGHS:** **Receptions** — 7, vs. Tulane (9/12/20); **Receiving Yards** — 154, vs. Louisiana-Monroe (10/24/20); **Long Reception** — 80t, vs. Louisiana-Monroe (10/24/20); **Receiving TDs** — 3, vs. Louisiana-Monroe (10/24/20); **Rushes** — 8, at Appalachian State (9/29/18); **Rushing Yards** — 51, vs. Louisiana Tech (9/11/18); **Long Rush** — 28, vs. Louisiana Tech (9/11/18); **Rushing TDs** — 2 (2x), last at Louisiana (11/17/18); **Kickoff Returns** — 4 (2x), last vs. UAB (9/24/20); **Kickoff Return Yards** — 110, at New Mexico State (12/2/17); **Long Kickoff Return** — 44, at New Mexico State (12/2/17); **All Purpose Yards** — 184, vs. Louisiana-Monroe (10/24/20).



## JOSIAH BRONSON 91 | DL

Washington (6-3, 300)

NFL Experience: R

Agreed to terms, 5/2/21...In three seasons for the Huskies, he appeared in 29 games totaling 42 tackles (25 solo), three sacks and one fumble recovery...Started his college career at Temple but transferred to Washington in 2017 and was a three-year letterman with the Huskies from 2018-2020...In the Pac 12's abbreviated season in 2020, Bronson played in all four games with three starts at defensive tackle and posted eight tackles and one fumble recovery...One tackle vs. Oregon State...Two tackles, half a tackle for loss and a fumble recovery in the win over Arizona...Made four tackles in the comeback win over Utah...One stop vs. Stanford...Won the Husky Fever 12th Man Award at the team's postseason awards banquet...In 2019, he played in all 13 games with 11 starts and made 23 tackles, four stops for loss and two sacks...In 2019, placed on scholarship prior to the start of the season...Played in all 13 games, starting 11 posting 23 tackles (16 solo) and two sacks...Notched two tackles, including one sack, in the win over Eastern Washington...Three tackles vs. California...Three tackles in victory over USC...Three tackles, one of them for a loss, at Stanford...Four tackles, with two of them for a loss and a sack, in win at Arizona...Two tackles vs. Oregon...Had two tackles in the Las Vegas Bowl win over Boise State...In 2018, played in 12 of 14 games posting 11 tackles (six solo) and a sack...Had a tackle in first action as a Husky, in win over North Dakota...One tackle against Arizona State...Season-high three tackles in the win over BYU...Made two tackles in win at UCLA...Two stops at Oregon...Notched his first sack as a Husky in the Huskies' win over Stanford...In 2017, transferred to Washington and did not see any game action in his first season with the Huskies...Joined Temple as a scholarship player in 2015, but suffered an injury during fall camp that necessitated a redshirt season...Did not play for the Owls in 2016...Played DE and TE at Kentwood (Kent, Wash.) HS...As senior, helped the Conquerors to an 8-2 record...Captained the team as a senior, when posted 11 receptions for 121 yards and a touchdown, plus 42 tackles and three sacks...Named Seattle Times all-area as a senior...Helped lead Kentwood to division titles as a sophomore and junior...Team advanced to 4A state playoffs his junior year...Younger brother of Demetrius Bronson, who played TB at UW and Eastern Washington and spent time on Seahawks practice squad...Another brother, John, played at Penn State and for the Cardinals...Also played basketball...Born Josiah Hezekiah Bronson.



## MIKE BROWN 65 | OL

West Virginia (6-3, 348)

NFL Experience: R

Agreed to terms, 5/2/21... After starting his career at Eastern Arizona College, Brown transferred to West Virginia in 2018, where he played three seasons and graduated with a degree in multidisciplinary studies...Played in 25 games for the Mountaineers, starting 16 at both LG and RG...In 2020, Brown started all ten games at RG...A consensus All-Big 12 Conference second-team selection, blocking for the 15th ranked pass offense and 27th ranked overall offense in FBS...



## ADDITIONAL ROOKIES AND FIRST-YEAR PLAYERS

Played in 11 games at LG and started six as a redshirt junior in 2019...Did not allow a sack in ten games...Redshirted after playing in four games in 2018...Played at Eastern Arizona where he earned 2017 All-WSFL first-team Offense (Western States Football League) as sophomore...Part of an offensive unit that ranked No. 1 nationally in rushing yards (3,532), third in rushing average (294.3), seventh in rushing touchdowns (31) and eighth in yards per rush (5.6), seventh in points scored (423), No. 17 in total offense (4,271) and No. 20 in points per game (35.3)...As a freshman in 2016, Brown was a member of the offense that led the nation in rushing yards (4,022), yards per game (335.2) and rushing touchdowns (42), second in yards per rush (6.4), No. 16 in total offense (4,440), No. 24 in total offense yards per game (370.0)...Attended Paramount (Calif.) HS...Participated in mission trip to Philippines after high school before enrolling at Eastern Arizona.




### ERIC BURRELL 32 | DB

Wisconsin (6-0, 195)

NFL Experience: R

Re-signed, 5/19/21...Waived/failed physical, 5/15/21...Agreed to terms, 5/2/21...In four seasons for the Badgers, played in 48 games with 26 starts at safety, logging 126 tackles, 5.5 stops for loss, two sacks, five interceptions, 11

passes defended and four forced fumbles...Graduated in 2019 with bachelor's degree in personal finance and in 2020 with master's degree in educational leadership and policy analysis...Started all seven games as senior in 2020, recording 23 tackles, including two stops for loss, an interception and a pass defense...Had season-high five tackles vs. Wake Forest in Duke's Mayo Bowl, Dec. 30...Played in all 14 games with 13 starts as a junior in 2019 where he posted 55 total tackles, 3.5 stops for loss, two sacks, three interceptions, two passes defended, two forced fumbles and two fumble recoveries...Tallied a career-high-tying 11 tackles at Ohio State, Oct. 26...Had six tackles, a stop for loss, a forced fumble and a pass defense at Nebraska, Nov. 16...Broke up three passes and logged eight tackles at Minnesota, Nov. 30 to help Badgers clinch Big Ten West title...Recorded a pick, broke up another pass and recovered a fumble vs. Michigan, Sept. 21...Had four tackles, including first career sack, forced one fumble and broke up one pass vs. Northwestern, Sept. 28...Had five tackles vs. Ohio State in the Big Ten Football Championship Game, Dec. 7...Made three tackles, including one sack, vs. Oregon in the Rose Bowl, 1/1/20...Appeared in all 13 games with six starts at safety as a sophomore in 2018, recording 42 tackles (24 solo), one interception, two pass breakups and two forced fumbles...Logged a career-high 11 tackles in his first career start at Michigan, Oct. 13...Made first his career interception and had one pass breakup vs. Miami (Fla.) in the Pinstripe Bowl, Dec. 27...Played in all 14 games as a freshman in 2017, recorded six tackles (four solo) and a pass defense...Played at McDonogh (Owings Mills, Md.) School...ESPN four-star prospect...Selected for 2016 Offense-Defense All-American Bowl...Consensus All-State selection as a junior (37 tackles, interception) and senior (41 tackles, two interceptions)...Three-time first-team All-Metro selection by the *Baltimore Sun*...Finished career with 172 tackles, seven interceptions and 12 touchdowns...Also lettered in track and field...Born on January 8, 1998 in Frederick, Md.



## NOLAN COONEY 5 | P

Syracuse (6-3, 202)

NFL Experience: R

Agreed to terms, 5/2/21...After serving as a holder in 2018 and 2019, the East Greenwich, R.I. native earned Pro Football Focus honorable mention All-America and third-team All-ACC honors in his first year as the team's punter in 2020, when he punted in 11 games with 74 attempts for a 44.8 yard average...25 of his punts went for 50+ yards, 24 downed inside the 20 and only three touchbacks surrendered...Served as Syracuse's holder for placement kicks the past three seasons...Cooney was also the ACC's Brian Piccolo Award recipient in 2020, given to the most courageous player in the league, after overcoming a battle with testicular cancer in high school...Saw action in all 12 games in 2019 as Syracuse's holder for PATs and field goals...Key component of a kicking unit that hit 18-of-21 (.857) field goals and made 39 out of 40 (.975) extra-point attempts...Also kicked off in two games...Appeared in every game as the holder for PATs and field goals...Reliable ball spotter for All-America kicker and Lou Groza Award winner Andre Szmyt, who led the nation in field goals (30) and did not miss an extra point (61-61)...Earned his bachelor's degree in management and is pursuing a master's degree in marketing...Punted and kicked in 2015 at Bridgton (Me.) Academy for head coach Juwan Jackson...A three-sport standout in baseball, soccer and basketball at East Greenwich HS, not joining the football team until his senior year...Rated the top prospect at the Ray Guy Prokicker.com 2014 regional combine in Boston...Batted .400 as a senior catcher on the baseball team...Diagnosed with testicular cancer during his junior year of high school and underwent surgery and then nine weeks of chemotherapy to beat the disease...Nolan Joseph Cooney was born on September 18, 1996 in Summit, New Jersey.



## ANDREW DOWELL 50 | LB

Michigan State (6-0, 238)

NFL Experience: 1

After originally signing with the Dallas Cowboys as an undrafted free agent in 2019, Dowell spent the first 16 weeks of his first full season in New Orleans on the Saints practice squad...Made his NFL debut in Week 17 at Carolina, 1/3/21...Signed by the Saints to reserve/future contract, 1/18/21...COVID-19 Elevation to practice squad by the Saints, 1/2/21...Agreed to terms on a practice squad contract with New Orleans, 9/6/20; Waived by New Orleans, 9/5/20...Signed by the New Orleans Saints to a reserve/future contract, 1/6/20...Signed by the Saints to the practice squad, 11/20/19...Waived by the Cowboys, 8/11/19...Signed by the Cowboys, 5/1/19...Four-year letterwinner and three-year starter at linebacker for Michigan State, posting 260 tackles, including 15 for losses with 5.5 sacks, 16 passes defended, three fumble recoveries, two forced fumbles and one interception...As a senior in 2018, named honorable mention All-Big Ten, starting all 13 games and posting a career-best 97 tackles, 8.5 tackles for loss, nine breakups and 3.5 sacks...Started all 13 games as a junior and was ranked second on the team with 74 tackles, 2.5 for losses, one sack, four breakups, one forced fumble and one fumble recovery...Was ranked fourth on the defense as a sophomore in

## ADDITIONAL ROOKIES AND FIRST-YEAR PLAYERS

2016, notching 67 tackles, starting eight-of-12 games played...As a true freshman, played in 13 games, primarily on special teams, and led the unit with 10 tackles.... Graduated with a bachelor's degree in advertising management...Attended St. Edward (Lakewood, Ohio) HS, rushing 47 times for 241 yards with six touchdowns and catching ten passes for 148 yards and three scores as a senior...Also started at safety as a senior, notching 153 stops, six picks - three for touchdowns - and 11 passes defended....Born November 16, 1996.



### ALBERT HUGGINS 66 | DL

Clemson (6-3, 305)

NFL Experience: 1

Signed by the New Orleans Saints, 5/6/21...Elevated to active roster by the Detroit Lions, 1/2/21...Elevated to the active roster by the Lions, 11/25/20...Signed to the Lions practice squad, 10/31/20...Practice squad contract terminated by the Lions,

10/29/20...Signed to the Lions practice squad, 10/19/20...Practice Squad contract terminated by the Vikings, 10/9/20...Signed to the practice squad by the Minnesota Vikings, 9/8/20...Waived by the Lions, 9/5/20...Acquired off waivers by the Lions from the Texans, 9/1/20...Waived by the Texans, 8/31/20...Acquired off waivers by the Texans from the Eagles, 7/27/20...Waived by the Eagles, 7/26/20...Signed by the Eagles to a reserve/future contract, 1/16/20...Signed to the practice squad by the Eagles, 12/10/19...Waived by the Patriots, 12/7/19...Acquired off of waivers by the New England Patriots from the Eagles, 12/2/19...Waived by the Eagles, 11/30/19...Signed to the Philadelphia Eagles active roster off the Texans practice squad, 10/22/19...Signed to the Texans practice squad, 9/2/19...Waived by the Texans, 9/2/19...Signed as an undrafted free agent with the Houston Texans, 5/11/19...Since entering the National Football League as an undrafted free agent with Houston in 2019, Huggins has spent time on the active/practice squad rosters for five teams...He appeared in four games for the Eagles in 2019, notching three total tackles and one quarterback hit and played in one game for the Detroit Lions in 2020...Played four seasons (2015-18) at Clemson University, appearing in 46 games at DT for the Tigers...Over his college career, amassed 68 tackles (33 solo), 11.5 stops for loss and 6.5 sacks...Saw action in 15 games (two starts) for Clemson in 2018, helping the Tigers to a CFP National Championship victory...Played in 408 snaps and was credited for 30 tackles, 3.5 tackles for loss and 2.5 sacks...Started in the national championship game against Alabama (1/7/19) and recorded five tackles...Notched a career-high seven tackles at Georgia Tech (9/22)...In 2017, played in 13 games (two starts) for the Tigers and finished with 22 tackles, 5.0 tackles for loss, 2.0 sacks and five quarterback pressures in 220 snaps as a junior...Recorded a season-high five tackles, including 1.5 tackles for loss against The Citadel (11/18)...Recorded four tackles, including a season-high two tackles for loss and his first sack of the season vs. Florida State (11/11)...In 2016 appeared in 13 games, participating in 218 snaps as a sophomore...Registered 20 tackles, 3.0 sacks and seven quarterback pressures on the season...Posted a career-high 2.0 sacks for a loss of 10 yards against Louisville (10/1) and added four tackles...Logged four tackles and a sack against South Carolina State (9/17)...In 2015, participated in five games as a true freshman and recorded 12 tackles...Registered five tackles against Miami (10/24)...Posted a season-high six tackles and a pass defended against Appalachian State (9/12)...Earned a bachelor's degree in parks, recreation and tourism management...Attended Orangeburg-Wilkinson (Orangeburg, S.C.) HS...Racked up 73 tackles, 10 sacks and three forced fumbles as a

## ADDITIONAL ROOKIES AND FIRST-YEAR PLAYERS

senior...Ranked the No. 168 player in the nation and No. 2 player in the state of South Carolina by ESPN.com...Invited to play in the U.S. Army All-American Bowl.



### TONY JONES JR. 37 | RB

Notre Dame (5-11, 224)

NFL Experience: 1

After signing with the Saints as an undrafted free agent, Jones spent the first 16 weeks of his rookie season on the practice squad...Made his NFL debut in Week 17 starting at Carolina, 1/3/21, rushing for 13 yards on 3 attempts...

Signed by the Saints to reserve/future contract, 1/18/21...Promoted to the Saints active roster, 1/2/21...Agreed to terms on a practice squad contract, 9/6/20; Waived, 9/5/20...Agreed to terms with Saints, 4/27/20...Jones was a four-year letterman for Notre Dame, who played three years...In 2019, he started 12 games on the season, rushing for 857 yards and six touchdowns as he became the tenth player in school history with five or more 100-yard rushing games in one season...He rumbled for an 84-yard touchdown in the Camping World Bowl victory over Iowa State, the longest rush in Notre Dame's bowl history and Camping World Bowl history...In 2018 as a redshirt junior, played in all 13 games, totaling 392 rushing yards and three TDs...In 2017 as a redshirt freshman, saw action in 12 games...Gained 232 rushing yards on 44 carries, including three TDs...In 2016 redshirted as a true freshman...Graduated with a bachelor's degree in film, television and theatre...St. Petersburg native was a dynamic running back for Florida powerhouse IMG Academy in Bradenton, where in 2015 was a teammate of fellow Saints G/C Cesar Ruiz...Outstanding baseball player for IMG...Batted .491 (26 of 53) with two doubles, a triple, a home run, nine RBI, 11 stolen bases and 16 runs scored in 18 games as junior in 2015...In 2020 and 2021 offseasons, worked out in Tampa with fellow teammate, QB Jameis Winston.



### JALEN MCCLESKEY 17 | WR

Tulane (5-10, 178)

NFL Experience: 1

After going to training camp with Atlanta in 2020 as an undrafted free agent out of Tulane, McCleskey signed with the Saints in the 2021 offseason...Signed by New Orleans Saints, 4/15/21...Waived by Atlanta Falcons, 9/5/20...Agreed

to terms with Falcons, 4/27/20...New Orleans native who was raised in Madisonville and enjoyed a highly productive college career at both Oklahoma State and Tulane...Enjoyed a productive college career from 2015-18 at Oklahoma State and Tulane in 2019 where he posted career totals of 2,446 receiving yards and 21 TDs in 56 games...In four seasons at Oklahoma State, had 167 catches for 1,865 yards and 17 touchdowns in four seasons...After earning his bachelor's degree at Oklahoma State, spent his last season of eligibility in 2019 as a graduate transfer at Tulane, where he saw action in 13 games and caught 37 passes for 581 yards (15.7 avg.) and four TDs, leading the Green Wave in yards per catch, finishing his college career by catching two passes for 87 yards and one touchdown in the Lockheed

OWNER

FOOTBALL

ADMINISTRATION

RECORDS

HISTORY

## ADDITIONAL ROOKIES AND FIRST-YEAR PLAYERS

Martin Armed Forces Bowl against Southern Mississippi. During high school career at St. Paul's (Covington, La.) HS, totaled 1,472 receiving yards, 100 catches and 18 touchdowns as he led the Wolves to Allstate Sugar Bowl/LHSAA Select Prep Classic quarterfinals appearance senior year...Jalen Austin McCleskey was born August 6, 1997 in New Orleans, La...Father, J.J. McCleskey, enjoyed a seven-year NFL career (1993-1999) with the Saints (1993-96) and Arizona Cardinals (1996-99) at cornerback, while excelling on special teams after converting from being a walk-on wide receiver at Tennessee...J.J. McCleskey is currently the secondary coach at Tulane...Roommate for graduate transfer season at Tulane of Saints G/C Christian Montano.




### WYNTON MCMANIS 54 | LB

Memphis (6-1, 225)

NFL Experience: 1

Signed by the New Orleans Saints to a reserve/future contract, 1/20/21...Waived by Saints, 9/5/20...Signed by the Saints, 8/29/20...Waived by the 49ers, 5/2/17...Signed to the active roster from the practice squad by the 49ers, 12/23/16; Signed by San Francisco to the practice squad, 11/29/16...Waived by 49ers, 8/27/16...Signed by San Francisco 49ers, 5/12/16...Played in last two games for San Francisco in 2016 and from 2017-19, played in 43 games for CFL's Calgary Stampeders, recording 104 defensive tackles, 41 special teams stops, four sacks and two forced fumbles...Enjoyed breakout in 2019, recording 86 tackles, nine special teams stops and two sacks...During college career at Memphis (2012-15), appeared in 47 games and registered 110 tackles, nine stops for loss and 3.0 sacks...In 2015, appeared in 13 games and recorded 62 tackles, 5.0 stops for loss, 3.0 sacks and a fumble recovery...In 2014, saw action in 10 games and registered 20 tackles, two passes defended, a forced fumble and a fumble recovery...His sophomore season he appeared in 12 games and had one tackle...As a freshman in 2012, he played in 12 games and registered 27 tackles, 2.5 stops for loss and one interception...Attended Olive Branch (Miss.) HS, where he recorded 135 tackles and helped his team to the Mississippi 6A state title....Born 9/20/94 in Olive Branch, Miss.



### CHRISTIAN MONTANO 61 | G/C

Tulane (6-4, 300)

NFL Experience: 1

After spending the 2020 preseason with Pittsburgh as an undrafted free agent out of Tulane University, Montano signed with the Saints in the 2021 offseason...Agreed to terms with Saints, 4/20/21...Waived by Steelers, 8/2/20...Signed by Steelers as undrafted free agent, 4/26/20...Highly productive college career at Brown University (2014-18) and Tulane (2019)...Spent first five seasons at Brown, where he was a three-year starter, second-team All-Ivy honoree and two-time semifinalist for the William V. Campbell Trophy (academic Heisman Trophy)...After graduating from Brown with an economics degree, spent his graduate transfer



## ADDITIONAL ROOKIES AND FIRST-YEAR PLAYERS

season in 2019 at Tulane, where he was started all 13 games for a Green Wave offense that was a catalyst for an attack that averaged more than 33 points and 455 yards of total offense a game. The Green Wave's rushing attack totaled a school-record 3,612 rushing yards as Tulane won Lockheed Martin Armed Forces Bowl, capturing bowl games in back-to-back seasons for the first time...Orange, Conn. native was the 2019 Walter Camp Connecticut Player of the Year, an award voted on by the Walter Camp Football Foundation and presented to the top college football player who is a resident and/or played scholastically in the state of Connecticut. Also a semifinalist for the Jason Witten College Man of the Year Award. Attended Hamden Hall Country Day School (Orange, Conn.)...Achieved honor roll status in each of his eight semesters at Brown...Received an award for independent science research at as an undergraduate about the effects of fertilizer runoff on local aquatic habitats...Named to National Football Foundation's Hampshire Honor Society in 2018 for having maintained at least a 3.2 GPA...Donated bone marrow to save a man's life and has since met and formed a strong relationship with the man...Roommate for graduate transfer season at Tulane of Saints WR Jalen McCleskey.



### LORENZO NEAL 62 | DL

Purdue (6-3, 325)

NFL Experience: R

Agreed to terms with New Orleans, 5/16/21...Played defensive tackle at Purdue from 2016-20, appearing in 38 games and recording 73 tackles (49 solo), 13 stops for loss, four sacks, five passes defended, four forced fumbles, one fumble recovery and a blocked kick...In an abbreviated Big Ten season in 2020, played in six games and posted ten tackles, 1.5 stops for loss and two passes defended, earning conference honorable mention honors by coaches...Missed 2019 with a knee injury...In 2018, was an All-Big Ten honorable mention selection (coaches) as he posted 30 tackles (17 solo), three stops for loss, one sack, two passes defended, two forced fumbles and one fumble recovery...In 2017, played in all 13 games, making 12 starts and finished with 22 tackles (18 solo), with 5.5 stops for loss and two sacks, forced two fumbles and broke up one pass...In 2016, appeared in seven games with four starts and finished the season with 11 tackles, three stops for loss and one sack...Graduated in 2020 with a bachelor's degree in building construction management technology...A four-year letterwinner at St. Thomas (Houston, Texas) HS...As a sophomore, was named second-team All-District and second-team All-State selection...Named first-team All-District, district Most Valuable Player, defensive Most Valuable Player as junior, finishing with 34 tackles, five sacks, two interceptions and a pass defended...As a senior, team captain was first-team All-State, first-team All-District, district Most Valuable Player and Touchdown Club of Houston Honoree...Finished senior year with 33 tackles and four sacks...Blue-Grey All-American Bowl selection...Lorenzo Matthew Neal was born Nov. 4, 1997 in Houston, Texas...Father, Lorenzo, played football at Fresno State, was a fourth round pick of New Orleans in 1993 (89th overall) and played fullback for 16 seasons in the NFL with Saints, Jets, Buccaneers, Titans, Bengals, Chargers, Ravens and Raiders.


OWNER

FOOTBALL

ADMINISTRATION

RECORDS

HISTORY



## QUENTIN POLING 52 | LB

Ohio (6-1, 235)

NFL Experience: 1

Agreed to terms with New Orleans, 5/16/21...Reached an injury settlement with Minnesota, 9/2/20...Placed on Injured Reserve by Minnesota, 8/18/20...Signed by Minnesota, 8/8/20...Waived by Las Vegas, 5/15/20...Signed by Las Vegas to reserve/future contract, 2/6/20...Signed by Atlanta to practice squad, 12/10/19...Practice squad contract terminated by Oakland, 12/4/19...Signed by Oakland to practice squad, 11/12/19...Waived by Oakland, 11/9/19...Signed to active roster from practice squad by Oakland, 11/7/19...Signed to Oakland practice squad, 9/25/19...Reached an injury settlement with Miami, 9/4/19...Placed by Miami on Injured Reserve, 9/1/19...Signed by Miami to reserve/future contract, 1/1/19...Signed by Miami to practice squad, 9/2/18...Waived by Miami, 9/1/18...Signed by Miami to a four-year contract, 6/1/18...Selected by Miami in seventh round of 2018 NFL Draft (227th overall)...Made NFL debut in Week 10 of 2019 season for the Raiders in one contest on special teams...At Ohio University, Started 50 games; 374 tackles (217 solo), 18.5 sacks, seven interceptions, 21 passes defended and seven forced fumbles...Set school records for solo tackles (217) and tackles for loss (44)...As a redshirt senior in 2017, started all 13 games, posting a team-leading 107 tackles (49 solo), 5.5 sacks, four passes defended and three forced fumbles...First-team All-MAC selection...Team captain...In 2016, started all 14 games; 109 tackles (66 solo), four sacks, five passes defended and two forced fumbles...First-team All-MAC...Team captain...In 2015, started 11 games and finished with team-leading 69 tackles (47 solo), four sacks, four interceptions, six passes defended and two forced fumbles...In 2014, started all 12 games; team-leading 89 tackles (55 solo), five sacks, three interceptions and six passes defended...Redshirted in 2013...Graduated with a Bachelor's degree in exercise physiology major with a minor in biology...Prepped at Elida (Ohio) HS, where he finished with 509 career tackles, 20 sacks, 12 forced fumbles and 9 interceptions...Also competed in track and field and wrestling...In 2012, was 1st-team all-state, Northwest Ohio Defensive Back of the Year and All-Northwest Ohio selection...In 2011, 1st-team all-state and All-Northwest Ohio selection...In 2010, All-Northwest Ohio...Last name is pronounced POHL-ing...Quentin Michael Poling was born on August 17, 1994 in Lima, Ohio.



## STEVIE SCOTT III 34 | RB

Indiana (6-2, 211)

NFL Experience: R

Agreed to terms with Saints, 5/2/21...Jones was a four-year letterman for Indiana and played a key role in the program's resurgence...The Syracuse, N.Y. native finished his career fourth in program history with 30 rushing touchdowns, fifth with 32 total touchdowns, seventh with 562 attempts, ninth with 2,543 rushing yards and tied for 10th with nine 100-yard games...Scott joined RB Anthony Thompson (1986-89) and QB Antwaan Randle El (1998-2001) as the only Hoosiers to score at least ten rushing touchdowns in three-straight seasons...In an abbreviated 2020 Big Ten season, totaled 561 rushing yards (fourth in Big Ten) on 156 attempts (second)

## ADDITIONAL ROOKIES AND FIRST-YEAR PLAYERS

with 10 rushing TDs (second) and ranked second in the conference with 10 total TDs...Earned second-team All-Big Ten from both conference coaches and media... Reached the end zone twice in the opening win over No. 8 Penn State, Oct. 24... Collected 97 yards on 24 carries (4.0 average) and scored twice in the victory over No. 23 Michigan, Nov. 7...In 2019, started all 11 games he played in and rushed for 845 yards on 178 attempts (4.7 avg.) with ten touchdowns and caught 26 passes for 211 yards and one TD, despite missing two games to injury...Second-team All-Big Ten (coaches and media)...Rushed for 164 yards, the second-highest total of his career, on just 12 attempts (13.7) with a career-best rush of 57 yards in a victory over Rutgers, Oct. 12...Posted a career-best 41 yards on four grabs in addition to 68 yards on 16 rushes (4.3) with one score in the victory at Nebraska, Oct. 26... Gained 116 yards on 26 attempts (4.5) with his first-career three-touchdown game (2 rushing, 1 receiving) in win against Northwestern, Nov. 2...In 2018, he set IU true freshman records with 1,137 yards, 228 attempts, 10 TDs and six 100-yard games, also catching 16 passes for 86 yards with one TD...Appeared in 12 games with 11 starts and averaged 101.9 all-purpose yards per game...Set career-highs with 31 carries and 204 yards (6.6 average) to go along with a career-long TD run of 40 yards in the Virginia win, Sept. 8...Became 15th player (32 times) in program history to reach 200 yards...The 204 yards are the second-most (207) for a Hoosier true freshman back and one of four 200-yarders (third-highest) for a Big Ten back in 2018...Made it back-to-back 100-yard games with 114 yards on 18 attempts (6.3 avg.) and two scores in a win over Ball State, Sept. 15... Liberal studies major...Played RB and LB, as well as basketball at Christian Brothers (Dewitt, N.Y.) Academy...2016 All-State and All-Central New York selection...Injury limited him to three games in 2017...Rushed for 2,500 yards and 42 touchdowns over his sophomore and junior seasons...As a junior, carried the ball 135 times for 1,418 yards (10.5 average) with 21 touchdowns...Recorded seven 100-yard games...Ranked the No. 89 RB nationally by 247Sports and the No. 12 prospect in New York by Rivals...Born on May 13, 2000.



### SHAQ SMITH 58 | LB

Maryland (6-2, 245)

NFL Experience: R

Agreed to terms with New Orleans, 5/2/21...Played two seasons at Maryland after playing the first two seasons of his college career at Clemson...Smith appeared in 12 games with 11 starts at Maryland where he tallied 24 tackles (14 solo), 3.5 tackles for loss, one sack and four pass breakups...He appeared in only one contest in 2020's abbreviated Big Ten season...As a junior in 2019, Smith played in 11 of 12 games with ten starts for the Terrapins, racking up 24 tackles, four pass breakups, 3.5 tackles for loss and one sack in his first major role at the college level...Broke his career-high with seven tackles (four solo) at Rutgers, Oct. 5... Earned first career start in Maryland debut vs. Howard, Aug. 31, tallying three tackles and a sack...Smith saw the field in 28 games as a reserve linebacker during his redshirt freshman and sophomore seasons at Clemson, tallying 29 tackles, 2.5 stops for loss and one interception...In 2018, Smith was credited with 16 tackles (2.5 for loss) including a sack in 140 snaps over 15 games for 2018 National Champions... Recorded his first sack of season vs. No. 3 Notre Dame in Cotton Bowl...Contributed on special teams in College Football Playoff National Championship Game vs. No.

OWNER

FOOTBALL

ADMINISTRATION

RECORDS

HISTORY

## ADDITIONAL ROOKIES AND FIRST-YEAR PLAYERS

1 Alabama...Posted 14 tackles and a six-yard interception return in 73 snaps over 13 games in 2017...Had four tackles and a six-yard interception return vs. The Citadel...Earned bachelor's degree in parks, recreation & tourism management from Clemson in 2019 and currently pursuing his master's degree of professional studies in technology entrepreneurship from Maryland...A Five-star LB prospect and second-team *USA Today* All-American after spending his senior year at IMG (Bradenton, Fla.) Academy in 2015, transferring from St. Frances (Baltimore, Md.) Academy...Played in Under Armour All-American game...Rivals.com No. 1 prospect in Maryland and the No. 6 overall player in nation...Had 89 tackles, four sacks, two forced fumbles and two recoveries in eight games for a 9-0 IMG squad...Had 15 tackles in a game twice, his last two games...Had 79-yard fumble return against Bergen Catholic for a TD...Had at least one tackle for loss in seven of his eight games...Had 111 tackles, 10 tackles for loss, four sacks and two interceptions in 2014 for St. Frances...Played for Kevin Wright at St. Frances and Chris Weinke at IMG Academy...Born March 26, 1997 in High Point, N.C.



### SUTTON SMITH 47 | FB

Northern Illinois (6-0, 232)

NFL Experience: 1

Signed by the Saints, 5/14/21...Waived by the Seahawks, 7/26/20...Signed by the Seahawks to a reserve future contract, 1/14/20...Re-signed to the Steelers practice squad, 12/18/19...Practice squad contract terminated by the

Steelers, 11/18/19...Re-signed to the Steelers practice squad, 11/12/19...Practice squad contract terminated by the Steelers, 11/7/19...Signed to the Steelers practice squad, 11/6/19...Practice squad contract terminated by the Jaguars, 10/29/19...Signed to the Jaguars practice squad, 10/22/19...Waived by the Steelers, 8/31/19...Signed by the Steelers to a four-year contract, 5/7/19...Selected in the sixth round (175th overall) of the 2019 NFL Draft by the Steelers...The first two-time first-team All-American in NIU football history...Two-time MAC Defensive Player of the Year (2017 and 2018)...Ranked third all-time in program history in sacks (30) and second in tackles for loss (58)...Earned first-team All-American senior year...Recipient of MAC's Vern Smith Leadership award (MVP) and repeated as league's Defensive Player of the Year...Ted Hendricks Award finalist...Amassed 61 total tackles (43 solo), breaking his own school record for sacks in a season (15.0) with 2.0 coming in the MAC Championship game...As junior, became program's second all-time Consensus All-American...MAC Defensive Player of the Year and Ted Hendricks Award finalist...Broke NIU records for sacks (14.0) and tackles for loss in a season (29.5), and scored twice on fumble returns...Generated 63 total tackles (43 solo)...Posted 15 tackles (six solo), one sack and two tackle for loss as a sophomore, appearing in 12 games as a reserve DE...Redshirted freshman year...Graduated with a bachelor's degree in corporate communications...Played at Francis Howell (Saint Charles, Mo.) HS...Tallied 2,456 all-purpose yards with more than 2,000 rushing and 32 total touchdowns...Helped program to an 11-1 record and advance to the Missouri 6A state semifinals in his senior season (2014)...Born March 22, 1996 in Plano, Texas.



## DYLAN SOEHNER 89 | TE

Iowa State (6-7, 272)

NFL Experience: R

Agreed to terms with New Orleans, 5/2/21...In four seasons at Iowa State, the Prairie Grove, Ark. native played in 49 games with 15 starts, recording 26 receptions for 312 yards with one touchdown...In 2020, he played in 11 games with seven starts and posted 18 grabs for 205 yards as he was voted by conference coaches as Big 12 honorable mention selection...Recorded career-highs in receptions (five) and receiving yards (69) in the victory at Texas...Had a pair of receptions vs. Oregon in the PlayStation Fiesta Bowl...Also a valuable member on special teams and in power running packages...In 2019, he saw action in 12 games with six starts and posted seven receptions for 107 yards with a TD, earning conference honorable mention...Scored first career touchdown on a 23-yard reception vs. Oklahoma...Played in all 13 games with two starts in 2018...Competed on every special teams unit and also used in power running packages...Caught first career reception vs. Iowa...Played in all 13 games in 2017, primarily on special teams and power running packages...Graduated with a finance degree...Earned All-USA Arkansas first-team All-State and was a three-time All-Conference selection...Named to 247Sports first-team All-State senior team...As senior at Prairie Grove HS, caught 38 passes for 628 yards and nine TDs...Caught a TD in the Class 4A state title game and had ten catches combined in the first two playoff games for 13-2 team...Also competed in basketball, baseball and track and field, earning All-State honors in basketball...Was a Saints fan as a youth, proudly wearing a Reggie Bush jersey...Born Nov. 8, 1997.



## BRYCE THOMPSON 31 | CB

Tennessee (5-11, 190)

NFL Experience: R

Agreed to terms, 5/2/21...In three seasons for the Volunteers, Thompson appeared in 32 games with 28 starts totaling 102 tackles (73 solo), eight interceptions, 18 passes defended, two sacks, two forced fumbles and one fumble recovery...

Thompson played in all ten games with eight starts as a junior in 2020, posting a career-high 36 tackles while adding four passes defended, two interceptions, one forced fumble and one fumble recovery...Had a momentum-swinging interception that he returned 18 yards for a touchdown in the second quarter as well as two tackles in win at Vanderbilt, Dec. 12, earning SEC Co-Defensive Player of the Week...Recorded six tackles, a pass breakup and one interception at #23 Auburn, Nov. 21...Made four tackles and forced and recovered a fumble against Kentucky, Oct. 17...Started at safety and set career-high with a team-leading eight tackles in opening win at South Carolina, Sept. 26...As a sophomore in 2019, started all ten games he played in after sitting out the first three and finished with 32 tackles, a sack, four passes defended and three picks...Tied school record with three first-half interceptions vs. UAB, Nov. 2...Posted first career sack to go with three tackles in win over Mississippi State, Oct. 12...Made season debut at Florida, recording seven tackles Sept. 21...Played in all 12 games with ten starts as freshman in 2018, posting 34 tackles, led team with three interceptions and ten passes defended and forced a



## ADDITIONAL ROOKIES AND FIRST-YEAR PLAYERS

fumble...Notched two tackles and career-high three passes defended against No. 11 Kentucky Nov. 10...Recorded third pick of the year vs. UNC Charlotte, Nov. 3... Collected most interceptions by a UT true freshman since Todd Kelly Jr. had three in 2014...Intercepted a pass against No. 21 Auburn, Oct. 13... Started and collected season-high six tackles against No. 2 Georgia, Sept. 29... Forced first fumble of career vs. UTEP, Sept. 15...Earned first career start and made four tackles, two stops for loss and an interception vs. East Tennessee State Sept. 8...Majored in communication studies...Four-star recruit and a top-10 prospect out of the state of South Carolina...Starred at Dutch Fork (Irmo, S.C.) HS...Helped lead the Silver Foxes to a 13-1 record and Class 5A State Title as senior (2017)...Named to All-Decade Midlands Team by The State Newspaper...2017 All-USA South Carolina first-team at running back...2017 Class 5A All-State selection at athlete...Earned Most Outstanding Player honors in the South Carolina Shrine Bowl after catching seven passes for 165 yards and a TD...Primarily an offensive player in high school... Had 3,817 total yards and 62 touchdowns in his final two years of high school football...Rushed for 1,369 yards and 29 touchdowns during his senior season... Also helped lead Ben Lippen (Columbia, S.C.) School to a South Carolina Class 3A State Title as a junior in 2016 before transferring to Dutch Fork...Full name is Bryce William Thompson...Born Sept. 20, 1999.



### CALVIN THROCKMORTON 76 | OL

Oregon (6-5, 309)


NFL Experience: 1

After signing with the Saints as an undrafted free agent, Throckmorton spent his rookie season on the practice squad...Signed to reserve/future contract, 1/18/21...Agreed to terms on a practice squad contract, 9/6/20...Waived,

9/5/20...Agreed to terms with Saints, 4/27/20...Made 52 consecutive starts (right tackle-41, left tackle-5, right guard-3, center-3) for the Ducks and allowed just one sack over his final 3,224 snaps (45 contests)...The Bellevue, Wash. native was a second-team All-American as a senior in 2019 as he opened 12 games at right tackle and two at center...A second-team All-American in 2018, as he was the only FBS player to start at four different (right tackle, center, right guard and left tackle) offensive line positions...A consensus second-team All-American and first-team All-Pac 12 selection...Played the fifth-most snaps (926) by a lineman in the nation without committing a penalty...In 2017 as a sophomore, named Phil Steele Pac-12 All-Conference third-team and Pac-12 All-Academic first-team...Did not allow a sack...No. 4 overall graded (73.5) tackle in the Pac-12 (PFF)...Part of a line that helped the offense finish No. 12 nationally in rush yards per game (251.0) and No. 18 in scoring offense (36.0)...Helped pave way for five games with 200 yards rushing and 200 yards passing...Helped offense run for 200 or more yards 10 times...In 2016 as a redshirt freshman, named Coaches Pac-12 All-Conference honorable mention and Pac-12 All-Academic first-team and started all 12 games at right tackle...Committed just one penalty and allowed just two sacks...Helped Oregon finish No. 15 nationally in total offense (491.7)...Part of an offensive line that led the way for 200 yards rushing and 200 yards passing in the same game seven times... Helped pave the way for nine 200-yard rushing games en route to the team finishing second in the Pac-12 in rush yards per game (226.4)...In 2015 redshirted as a true freshman...Consensus three-star and top 10 prospect in Washington by ESPN,

## ADDITIONAL ROOKIES AND FIRST-YEAR PLAYERS

Rivals and 247Sports at Newport (Bellevue, Wash.) HS...Four-year defensive line starter as well as two-time KingCo 4A Lineman of the Year and first-team All-League pick...Named to the *Tacoma News Tribune's* 2015 Northwest Nuggets honor roll and PrepStar All-West Region elite...Selected to the AP 2014 4A All-State first-team and *Seattle Times* All-Area...Credited with 13 pancake blocks his senior year in addition to 61 tackles and nine stops for loss...Made season-best nine tackles against Olympia for a team that finished 10-3 and advanced to the 4A state semifinals...Posted 46 tackles (39 solo) and recovered two fumbles as a junior after contributing 33 tackles and three forced fumbles during 2012 campaign.



### KEITH WASHINGTON II 38 | CB

West Virginia (6-1, 180)

NFL Experience: 1

After signing with the Saints as an undrafted free agent, Washington spent the first 16 weeks of his rookie season on the Saints practice squad...Signed by the Saints to reserve/future contract, 1/22/21...Reinstated from Practice Squad/

COVID-19, 1/6/21; Placed on Practice Squad/COVID-19, 12/24/20; Agreed to terms on a practice squad contract, 9/6/20; Waived, 9/5/20...Agreed to terms with New Orleans Saints, 4/27/20...Prattville, Ala. native played two seasons at West Virginia after the 2017 campaign at Copiah-Lincoln (Miss.) Community College and 2015-16 at Michigan. In three FBS seasons, played in 31 games with 17 starts and posted 66 tackles (52 solo), 2.5 tackles for loss, 1.5 sacks, six interceptions, 18 passes defended, a forced fumble and a fumble recovery...In 2019, started all ten games he appeared in for Mountaineers and posted 23 stops (17 solo), three picks, nine passes defended and one fumble recovery...Ranked No. 46 nationally and No. 6 in the Big 12 in interceptions per game (0.3)...Ranked No. 51 in the country and No. 6 in the league in total interceptions (3)...Tallied his first career fumble recovery to go along with two tackles and a pass breakup at Baylor...Secured an interception against Texas, his third of the year to go along with three tackles and three pass breakups...Posted second interception of the season at Kansas...In 2018, was an All-Big 12 Honorable Mention selection, finishing with 40 tackles (33 solo), 1.5 sacks, 2.5 tackles for loss, a forced fumble, three interceptions and nine pass breakups...No. 5 in Big 12 in total interceptions (3)...No. 5 in Big 12 in interceptions per game (0.3)...No. 2 on WVU defense in pass breakups (9)...Tallied four tackles, including two solo stops and a sack and two pass breakups against Syracuse in the Camping World Bowl...Reeled in third interception of the season against Oklahoma State, also notched five solo stops and three passes defended...Set career-highs in solo tackles (six) and forced fumbles (one) vs. TCU...Hauled in second interception of season and career vs. Baylor...Big 12 Co-Newcomer of the Week and WVU Defensive Co-Champion: Texas Tech...Earned first career start against Texas Tech, posting career-high seven tackles...Reeled in first career pick against Red Raiders, taking it back 51 yards for a TD...Played in nine games at Copiah-Lincoln in 2017, finishing with 20 tackles (14 solo), a forced fumble, a fumble recovery, two interceptions and five passes defended...In 2016, at Michigan, playing on special teams in nine games, also played cornerback...Redshirted freshman season in 2015...Graduated with multidisciplinary studies degree...Played at Prattville (Ala.) HS...Two-time *Montgomery Advertiser* Player of the Year (2014-15)...A dual-threat quarterback and completed 93-of-162 passes for 1,718 yards and 17 TDs...Ran 152 times for

OWNER

FOOTBALL

ADMINISTRATION

RECORDS

HISTORY

## ADDITIONAL ROOKIES AND FIRST-YEAR PLAYERS

1,201 yards and scored 20 TDs...Father Keith Sr. played defensive end at Louisiana Tech, where he was an All-Big West selection in 1994.

OWNER

FOOTBALL

ADMINISTRATION

RECORDS

HISTORY



### MARCUS WILLOUGHBY 59 | LB

Elon (6-3, 252)

NFL Experience: 1

Signed by the Saints to reserve/future contract, 1/18/21... Placed on Practice Squad-Injured by Saints, 1/2/21...Agreed to terms on a practice squad contract with New Orleans, 9/6/20...Signed to practice squad by New Orleans, 9/8/20...

Waived by the Ravens, 9/5/20...Signed by the Baltimore Ravens, 4/27/20...Appeared in 43 games (37 starts) for Elon, totaling 224 tackles (96 solo), 31 stops for loss, 16.5 sacks (-105 yards), three forced fumbles and one fumble recovery...Started all 11 games on the defensive line as a team captain in 2019, earning second-team All-CAA...Posted career-highs with 65 tackles, 13.5 stops for loss and two forced fumbles...Tied another career best with seven sacks (-41 yards)...Named the CAA and STATS FCS National Defensive Player of the Week after registering a career-high 14 tackles, including two stops for loss and one sack, in the home-opening win vs. The Citadel...As a junior in 2018, started all 11 games at DE, earning third-team All-CAA honors...Tallied 58 tackles (23 solo), including 6.5 stops for loss and 2.5 sacks (-20 yards)...Earned CAA Defensive Player of the Week recognition after tallying nine tackles (six solo), including 4.5 stops for loss and two sacks, vs. New Hampshire...Appeared in 11 games (nine starts) as a sophomore and recorded 59 tackles (27 solo), including ten stops for loss and a team-best seven sacks (-44 yards). Also forced and recovered one fumble...Saw action in ten games with six starts as a freshman in 2016, tallying 42 tackles (14 solo) and one stop for loss... Majored in sport management...Prepped at Riverside (Durham, NC) HS, where he was an All-Conference performer his junior and senior seasons...Also lettered in lacrosse and basketball...Achieved the rank of Eagle Scout and was an engineering pathway student...Father, Marvin, played football at North Carolina A&T State and mother, Jacqueline, played basketball at Winston-Salem State.



### EASOP WINSTON JR. 18 | WR

Washington State (6-0, 192)

NFL Experience: 1

Signed by New Orleans Saints, 5/15/21...Waived by Rams, 9/4/20...Agreed to terms with Los Angeles Rams, 4/26/20... Spent the 2020 preseason with the Los Angeles Rams following a standout two-year career at Washington State,

where he recorded 137 receptions for 1,624 yards (11.9 avg.) with 19 touchdowns... Earned a bachelor's degree in sociology...As a redshirt senior in 2019, the San Francisco native played in 13 games and finished with 85 receptions for 970 yards (11.9 avg.) with 11 touchdowns, as he was tied for second in the Pac-12 in TD receptions, ranked fourth in catches and sixth in receiving yards...Named a All-Pac-12 honorable mention selection...19 career touchdown catches tied for seventh-

## ADDITIONAL ROOKIES AND FIRST-YEAR PLAYERS

most in Washington State history...Seven career 100-yard efforts...Caught a pass in 25 straight games...Named All-Pac-12 honorable mention as a redshirt-senior... Shares WSU single-game record for touchdown catches, four vs. UCLA (2019)... Appeared in all 13 games, five as a starter at Z receiver as a redshirt junior and made 52 catches for 654 yards...Tied for fifth in Pac-12 and for team lead with eight TD catches...Recorded two 100-yard games (at USC, Utah)...Had eight catches of 20+yards including two for touchdowns...Ranked second on the team averaging 12.6 yards-per-catch...made WSU debut, started, caught seven-yard touchdown at Wyoming...Caught six passes for season-high 143 yards and two touchdowns (28, 4) at USC...Had four catches for 115 yards including an 89-yard go-ahead touchdown catch in the final minutes against Utah...Had a six-yard touchdown catch against Oregon...Caught seven passes for 92 yards including game-winning ten-yard touchdown catch with 32 seconds remaining against California...Played 2015 and 2016 seasons at City College of San Francisco for coach Jimmy Collins...As a sophomore, named to Northern California National Division All-Bay 6 League First-Team after leading club with 71 receptions for 1,171 yards and 12 touchdowns... Led all CCAA receivers in receiving yards and second in touchdown catches... Also averaged a CCAA-best 106.5 yards-per-game and 16.2 yards-per-catch...As a freshman, caught 62 receptions for 986 yards and 12 touchdowns, averaging 15.9 yards...Father, Easop Sr. played quarterback at City College...Spent final three seasons at Junipero Serra (San Mateo, Calif.) HS.



### ETHAN WOLF 86 | TE

Tennessee (6-5, 252)

NFL Experience: 1

Signed by the Saints to a reserve/future contract, 1/18/21... Signed to the Saints practice squad, 11/4/20...Practice squad contract terminated by the Colts, 10/6/20...Signed to the Indianapolis Colts practice squad, 9/22/20...Waived by the Saints, 9/5/20...Signed with the New Orleans Saints, 8/19/20...Waived by the Rams, 7/25/20...Signed to the Rams active roster, 12/31/19...Signed to the Los Angeles Rams practice squad, 12/4/19...Practice squad contract terminated by the Packers, 10/16/19... Signed to the Packers practice squad, 10/8/19...Waived by the Jaguars, 8/31/19...Signed with the Jacksonville Jaguars, 8/11/19...Waived by the Panthers, 8/1/19...Signed a one-year contract with the Carolina Panthers, 5/13/19... Practice squad contract terminated by the Packers, 12/18/18...Signed to the Green Bay Packers practice squad, 10/30/18...Waived by the Titans, 9/1/18...Signed as an undrafted free agent with the Tennessee Titans, 5/11/18...Since entering the NFL as an undrafted free agent with Tennessee in 2018, Wolf has spent time on the active/practice squad rosters for eight teams...Played four seasons at the University of Tennessee, compiling 998 career receiving yards on 91 receptions with seven touchdowns in 50 games played...Finished career ranked second in Volunteers history for receptions and third for receiving yards among tight ends...Attended Minster (Ohio) HS...Born on November 7, 1995.

OWNER

FOOTBALL

ADMINISTRATION

RECORDS

HISTORY

## ADDITIONAL ROOKIES AND FIRST-YEAR PLAYERS

OWNER

FOOTBALL

ADMINISTRATION

RECORDS

HISTORY



### LAWRENCE WOODS 35 | DB

Truman State (5-9, 180)

NFL Experience: R

Agreed to terms, 5/2/21...Appeared in 24 games for Truman State where he recorded 79 tackles (49 solo), three tackles for loss, five interceptions, 22 pass breakups, two sacks and one forced fumble...Was named a Division II All-American following his 2018 season in which he was also the Great Lakes Valley Conference Special Teams Player of the Year...That season, returned three kickoffs for touchdowns and averaged 50.8 yards per return...He played only four games in 2019 but added another 87-yard TD return in the season opener against Drake (Iowa) while adding a pair of interceptions and eight pass breakups...Did not suit up in the spring of 2021, opting to focus on preparation for beginning an NFL career...A two-year starter and was named all-conference and STLToday All-American as a defensive back at McCluer South (Ferguson, Mo.) HS...A member of a state championship team in Track and was part of the 4x400 meter relay that won a state title...Was a state qualifier in Wrestling and placed fifth while earning first team all-conference accolades...A member of the National Honor Society...Born April 9, 1998 in St. Louis, Mo.



# 2021 ALPHABETICAL ROSTER

NO.	NAME	POS.	HT.	WT.	BORN	EXP.	COLLEGE	H.S. HOMETOWN
29	ADEBO, Paulson	CB	6-1	198	7/3/99	R	Stanford	Mansfield, Texas
40	ARMAH, Alex	FB	6-2	255	5/17/94	5	West Georgia	Lawrenceville, Ga.
72	ARMSTEAD, Terron	T	6-5	304	7/23/91	9	Arkansas-Pine Bluff	Cahokia, Ill.
14	BAKER, Kawaan	WR	6-1	215	8/24/98	R	South Alabama	Atlanta, Ga.
53	BAUN, Zack	LB	6-3	225	12/30/96	2	Wisconsin	Brown Deer, Wis.
16	BOOK, Ian	WR	6-0	206	3/30/98	R	Notre Dame	El Dorado Hills, Calif.
91	BRONSON, Josiah	DL	6-3	300	7/3/97	R	Washington	Kent, Wash.
65	BROWN, Mike	OL	6-3	345	9/19/94	R	West Virginia	Paramount, Calif.
32	BURRELL, Eric	S	6-0	195	1/8/98	R	Wisconsin	Owings Mills, Md.
12	CALLAWAY, Marquez	WR	6-2	204	3/27/98	2	Tennessee	Warner Robins, Ga.
64	CLAPP, Will	G/C	6-5	311	12/10/95	4	Louisiana State	New Orleans, La.
5	COONEY, Nolan	P	6-3	202	9/18/96	R	Syracuse	East Greenwich, R.I.
25	CRAWLEY, Ken	CB	6-1	180	2/8/93	6	Colorado	Washington, D.C.
77	DALTON, Jalen	DE	6-6	300	8/4/97	2	North Carolina	Clemmons, N.C.
92	DAVENPORT, Marcus	DT	6-6	265	9/4/96	4	Texas-San Antonio	San Antonio, Texas
56	DAVIS, Demario	LB	6-2	248	1/11/89	10	Arkansas State	Brandon, Miss.
50	DOWELL, Andrew	LB	6-1	225	11/16/96	1	Michigan State	Lakewood, Ohio
55	ELLISS, Kaden	LB	6-2	238	6/10/95	3	Idaho	Salt Lake City, Utah
22	GARDNER-JOHNSON, C.J.	DB	5-11	210	12/20/97	3	Florida	Cocoa, Fla.
4	GILLIKIN, Blake	P	6-2	196	1/21/98	2	Penn State	Atlanta, Ga.
95	GLASGOW, Ryan	DT	6-3	300	9/30/93	4	Michigan	Aurora, Ill.
96	GRANDERSON, Carl	DE	6-5	261	12/18/96	3	Wyoming	Sacramento, Calif.
48	GRAY, J.T.	DB	6-0	202	1/18/96	4	Mississippi State	Clarksdale, Miss.
73	GREENIDGE, Ethan	OL	6-4	335	9/10/97	3	Villanova	Flanders, N.Y.
45	GRIFFIN, Garrett	TE	6-4	240	3/4/94	3	Air Force	Louisburg, Kan.
30	HALEY, Grant	CB	5-9	191	3/4/94	3	Penn State	Atlanta, Ga.
42	HANSEN, Chase	LB	6-3	222	5/20/93	2	Utah	Highland, Utah
11	HARRIS, Deonte	WR/RS	5-6	170	12/4/97	3	Assumption	Baltimore, Md.
7	HILL, Taysom	QB	6-2	221	8/23/90	5	Brigham Young	Pocatello, Idaho
60	HUGGINS, Albert	DT	6-3	305	6/27/97	2	Clemson	Orangeburg, S.C.
84	HUMPHREY, Lil'Jordan	WR	6-4	225	4/19/98	2	Texas	Southlake, Texas
74	HURST, James	OL	6-5	310	12/17/91	8	North Carolina	Planfield, Ind.
27	JENKINS, Malcolm	S	6-0	204	12/20/87	13	Ohio State	Piscataway, N.J.
83	JOHNSON, Juwan	WR	6-4	231	9/13/96	2	Oregon	Glassboro, N.J.
37	JONES JR., Tony	RB	5-11	224	11/24/97	1	Notre Dame	St. Petersburg, Fla.
94	JORDAN, Cameron	DE	6-4	287	7/10/89	11	California	Chandler, Ariz.
41	KAMARA, Alvin	RB	5-10	215	7/25/95	5	Tennessee	Atlanta, Ga.
68	KELLY II, Derrick	OL	6-5	320	8/23/95	2	Florida State	Havana, Fla.
90	KPASSAGNON, Tanoh	DE	6-7	289	6/14/94	5	Villanova	Ambler, Pa.
90	LAMPMAN, Jake	WR	6-0	205	6/11/93	2	Ferris State	Haslett, Mich.
23	LATTIMORE, Marshon	CB	6-0	192	5/20/96	5	Ohio State	Cleveland, Ohio
3	LUTZ, Wil	K	5-11	184	7/7/94	6	Georgia State	Newnan, Ga.
17	McCLESKEY, Jalen	WR	5-10	178	8/6/97	1	Tulane	Covington, La.
78	McCOY, Erik	G/C	6-4	303	8/27/97	3	Texas A&M	Lufkin, Texas
54	McMANIS, Wynton	LB	6-1	225	9/20/94	1	Memphis	Memphis, Tenn.
61	MONTANO, Christian	C/G	6-4	300	9/26/95	1	Tulane	Orange, Ct.
88	MONTGOMERY II, Ty	WR	6-0	216	1/22/93	7	Stanford	Dallas, Texas
28	MURRAY, Latavious	RB	6-3	230	1/18/90	9	Central Florida	Nedrow, N.Y.
69	NEAL, Lorenzo	DL	6-3	235	11/4/97	R	Purdue	Houston, Texas
93	ONYEMATA, David	DT	6-4	300	11/13/92	6	Manitoba (Canada)	Lagos, Nigeria
75	PEAT, Andrus	G/T	6-7	316	11/4/93	7	Stanford	Tempe, Ariz.
52	POLING, Quentin	LB	6-1	235	8/17/94	1	Ohio	Elida, Ohio
71	RAMCZYK, Ryan	T	6-6	314	4/22/94	5	Wisconsin	Stevens Point, Wis.
70	RINGO, Christian	DE	6-1	300	3/10/92	4	Louisiana Lafayette	Jackson, Miss.
97	ROACH, Malcolm	DL	6-3	290	6/9/98	2	Texas	Baton Rouge, La.
21	ROBINSON, Patrick	CB	5-11	191	9/7/87	12	Florida State	Miami, Fla.
51	RUIZ, Cesar	C/G	6-4	316	6/14/99	2	Michigan	Camden, N.J.
34	SCOTT III, Stevie	RB	6-2	231	5/13/00	R	Indiana	Syracuse, N.Y.
15	SIEMIAN, Trevor	QB	6-3	220	12/26/91	6	Northwestern	Orlando, Fla.
58	SMITH, Shaq	LB	6-2	245	3/26/97	R	Maryland	Baltimore, Md.
47	SMITH, Sutton	FB	6-0	237	3/21/96	1	Northern Illinois	Saints Charles, Mo.

OWNER

FOOTBALL

ADMINISTRATION

RECORDS

HISTORY

# 2021 ALPHABETICAL ROSTER

NO.	NAME	POS.	HT.	WT.	BORN	EXP.	COLLEGE	H.S. HOMETOWN
10	SMITH, Tre'Quan	WR	6-2	210	1/7/96	4	Central Florida	Delray Beach, Fla.
89	SOEHNER, Dylan	TE	6-7	272	11/8/97	R	Iowa State	Prairie Grove, Ark.
57	SPENCE, Noah	DE	6-2	251	1/8/94	5	Eastern Kentucky	Harrisburg, Pa.
13	THOMAS, Michael	WR	6-3	212	3/3/93	6	Ohio State	Woodland Hills, Calif.
31	THOMPSON, Bryce	CB	5-11	185	9/20/99	R	Tennessee	Irmo, S.C.
76	THROCKMORTON, Calvin	OL	6-5	309	8/16/96	1	Oregon	Bellevue, Wash.
82	TRAUTMAN, Adam	TE	6-5	253	2/5/97	2	Dayton	Williamsburg, Mich.
98	TURNER, Payton	DE	6-6	270	1/7/99	R	Houston	Houston Texas.
99	TUTTLE, Shy	DT	6-3	300	10/20/95	3	Tennessee	Welcome, N.C.
81	VANNETT, Nick	TE	6-6	261	3/6/93	6	Ohio State	Westerville, Ohio
36	WALLACE, Deuce	DB	5-10	207	10/1/96	R	Louisiana-Lafayette	Lafayette, La.
24	WASHINGTON, Dwayne	RB	6-1	223	4/24/94	6	Washington	Cerritos, Calif.
38	WASHINGTON II, Keith	DB	6-1	180	12/20/96	1	West Virginia	Prattville, Ala.
20	WERNER, Pete	LB	6-3	242	6/5/98	R	Ohio State	Indianapolis, Ind.
43	WILLIAMS, Marcus	S	6-1	195	9/8/96	5	Utah	Eastvale, Calif.
26	WILLIAMS, P.J.	CB	6-0	196	6/1/93	7	Florida State	Ocala, Fla.
59	WILLOUGHBY, Marcus	LB	6-3	252	7/26/98	1	Elon	Durham, N.C.
18	WINSTON JR., Easop	WR	6-0	192	12/17/96	1	Washington State	San Francisco, Calif.
2	WINSTON, Jameis	QB	6-4	231	1/6/94	7	Florida State	Hueytown, Ala.
86	WOLF, Ethan	TE	6-6	252	11/7/95	1	Tennessee	Minster, Ohio
49	WOOD, Zach	LS	6-3	255	1/10/93	5	Southern Methodist	Rowlett, Texas
35	WOODS, Lawrence	DB	5-9	180	4/9/98	R	Truman State	St. Louis , Mo.
67	YOUNG, Landon	T	6-7	321	3/30/98	R	Kentucky	Lexington, Ky.

**HEAD COACH: SEAN PAYTON.** Assistants: **Dennis Allen** (Defensive Coordinator), **Charles Byrd** (Assistant Strength and Conditioning), **Pete Carmichael** (Offensive Coordinator), **Jim Chaney** (Offensive Analyst), **Ronald Curry** (Quarterbacks), **Dan Dalrymple** (Head Strength and Conditioning), **Declan Doyle** (Offensive Assistant), **Phil Galiano** (Assistant Special Teams), **Peter Giunta** (Senior Defensive Assistant), **Michael Hodges** (Linebackers), **Curtis Johnson** (Senior Offensive Assistant), **Ryan Nielsen** (Assistant Head Coach/Defensive Line), **Brendan Nugent** (Offensive Line), **Kevin Petry** (Assistant to the Head Coach/Offensive Assistant), **Kris Richard** (Secondary), **Darren Rizzi** (Special Teams Coordinator), **Cory Robinson** (Assistant Defensive Backs), **Dan Roushar** (Run Game Coordinator/Tight Ends), **Zach Strief** (Assistant Offensive Line), **Joel Thomas** (Running Backs), **Jordan Traylor** (Defensive Assistant), **Rob Wenning** (Assistant Strength and Conditioning), **D.J. Williams** (Offensive Assistant), **Brian Young** (Pass Rush Specialist).

# 2021 NUMERICAL ROSTER

NO.	NAME	POS.	HT.	WT.	AGE	EXP.	COLLEGE	HOW ACQUIRED
2	Jameis WINSTON	QB	6-4	231	27	7	Florida State	UFA-20 (TB)
3	Wil LUTZ	K	5-11	184	27	6	Georgia State	FA-16
4	Blake GILLIKIN	P	6-2	196	23	3	Penn State	FA-20
5	Nolan COONEY	P	6-3	202	24	R	Syracuse	FA-21
7	Taysom HILL	QB	6-2	221	30	5	Brigham Young	WAI-17 (GB)
10	Tre'Quan SMITH	WR	6-2	210	25	4	Central Florida	D3-18
11	Deonte HARRIS	WR/RS	5-6	170	23	3	Assumption	FA-19
12	Marquez CALLAWAY	WR	6-2	204	23	2	Tennessee	FA-20
13	Michael THOMAS	WR	6-3	212	28	6	Ohio State	D2a-16
14	Kawaan BAKER	WR	6-1	198	22	R	South Alabama	D7-21
15	Trevor SIEMIAN	QB	6-3	220	29	6	Northwestern	PS-20 (TEN)
16	Ian BOOK	QB	6-0	206	23	R	Notre Dame	D4-21
17	Jalen McCLESKEY	WR	5-10	178	23	1	Tulane	FA-21
18	Easop WINSTON JR.	WR	6-0	192	24	1	Washington State	FA-21
19	Jake LAMPMAN	WR	6-0	205	28	2	Ferris State	FA-20
20	Pete WERNER	LB	6-3	242	23	R	Ohio State	D2-21)
21	Patrick ROBINSON	CB	5-11	191	33	12	Florida State	UFA-18 (Phi.)
22	C.J. GARDNER-JOHNSON	DB	5-11	210	23	3	Florida	D4-19
23	Marshon LATTIMORE	CB	6-0	192	24	5	Ohio State	D1a-17
24	Dwayne WASHINGTON	RB	6-1	223	27	6	Washington	FA-18
26	P.J. WILLIAMS	CB	6-0	196	27	7	Florida State	D3b-15
27	Malcolm JENKINS	S	6-0	204	33	13	Ohio State	UFA-20 (Phi.)
28	Lataavius MURRAY	RB	6-3	230	31	9	Central Florida	UFA-19 (Minn.)
29	Paulson ADEBO	CB	6-1	192	22	R	Stanford	D3-21
30	Grant HALEY	CB	5-9	191	25	3	Penn State	FA-20
31	Bryce THOMPSON	CB	5-11	190	21	R	Tennessee	FA-21
32	Eric BURRELL	DB	6-0	197	23	R	Wisconsin	FA-21
34	Stevie SCOTT III	RB	6-2	231	21	R	Indiana	FA-21
36	Deuce WALLACE	DB	5-10	207	24	R	Louisiana-Lafayette	FA-21
35	Lawrence WOODS	DB	5-9	180	23	R	Truman State	FA-21
37	Tony JONES JR.	RB	5-11	224	23	1	Notre Dame	FA-20
38	Keith WASHINGTON II	DB	6-1	180	23	1	West Virginia	FA-20
40	Alex ARMAH	FB	6-2	255	27	5	West Georgia	UFA-21 (CAR)
41	Alvin KAMARA	RB	5-10	215	26	5	Tennessee	D3a-17
42	Chase HANSEN	LB	6-3	222	28	2	Utah	FA-19
43	Marcus WILLIAMS	S	6-1	195	24	5	Utah	D2-17
45	Garrett GRIFFIN	TE	6-4	240	27	3	Air Force	FA-16
47	Sutton, SMITH	FB	6-0	237	25	1	Northern Illinois	FA-21
48	J.T. GRAY	DB	6-0	202	25	4	Mississippi State	FA-18
49	Zach WOOD	LS	6-3	255	28	5	Southern Methodist	FA-17
50	Andrew DOWELL	LB	6-1	225	24	2	Michigan State	FA-19
51	Cesar RUIZ	C/G	6-4	316	22	2	Michigan	D1-20
52	Quentin POLING	LB	6-1	235	26	1	Ohio	FA-21
53	Zack BAUN	LB	6-3	225	24	2	Wisconsin	D3a-20
54	Wynton McMANIS	LB	6-1	215	26	1	Memphis	FA-20
55	Kaden ELLISS	LB	6-2	238	25	3	Idaho	D7b-19
56	Demario DAVIS	LB	6-2	248	32	10	Arkansas State	UFA-18 (NYJ)
57	Noah SPENCE	DE	6-2	251	27	5	Eastern Kentucky	FA-19
58	Shaq SMITH	LB	6-2	245	24	R	Maryland	FA-21
59	Marcus WILLOUGHBY	LB	6-3	252	22	R	Elon	FA-20
60	Albert HUGGINS	DT	6-3	305	24	1	Clemson	FA-21
61	Christian MONTANO	C/G	6-4	300	24	1	Tulane	FA-21
64	Will CLAPP	C/G	6-5	311	25	4	Louisiana State	D7-18
65	Mike BROWN	OL	6-3	348	26	R	West Virginia	FA-21
67	Landon YOUNG	T	6-7	321	23	R	Kentucky	D7-21
68	Derrick KELLY II	OL	6-5	320	25	2	Florida State	FA-19
69	Lorenzo NEAL	DL	6-3	325	23	R	Purdue	FA-21
70	Christian RINGO	DE	6-1	300	29	4	Louisiana-Lafayette	FA-20
71	Ryan RAMCZYK	T	6-6	314	27	5	Wisconsin	D1b-17
72	Terron ARMSTEAD	T	6-5	304	30	9	Arkansas-Pine Bluff	D3a-13
73	Ethan GREENIDGE	OL	6-4	335	23	3	Villanova	FA-19
74	James HURST	OL	6-5	310	29	8	North Carolina	FA-20

OWNER

FOOTBALL

ADMINISTRATION

RECORDS

HISTORY

# 2021 NUMERICAL ROSTER

NO.	NAME	POS.	HT.	WT.	AGE	EXP.	COLLEGE	HOW ACQUIRED
75	Andrus PEAT	G/T	6-7	316	27	7	Stanford	D1a-15
76	Calvin THROCKMORTON	OL	6-5	309	24	1	Oregon	FA-20
77	Jalen DALTON	DT	6-6	300	23	2	North Carolina	FA-19
78	Erik McCOY	G/C	6-4	303	23	3	Texas A&M	D2-19
81	Nick VANNETT	TE	6-2	261	28	6	Ohio State	FA-21
82	Adam TRAUTMAN	TE	6-5	253	24	R	Dayton	D3b-20
83	Juwan JOHNSON	WR	6-4	231	24	R	Oregon	FA-20
84	Lil'Jordan HUMPHREY	WR	6-4	225	23	2	Texas	FA-19
86	Ethan WOLF	TE	6-6	252	25	1	Tennessee	FA-20
88	Ty MONTGOMERY II	WR	6-0	216	28	7	Stanford	UFA-20 (NYJ)
89	Dylan SOEHNER	TE	6-7	272	23	R	Iowa State	FA-21
90	Tanoh KPASSAGNON	DE	6-7	289	27	5	Villanova	UFA-21 (KC)
91	Josiah BRONSON	DL	6-3	300	24	R	Washington	FA-21
92	Marcus DAVENPORT	DE	6-6	265	24	4	Texas San-Antonio	D1-18
93	David ONYEMATA	DT	6-4	300	28	6	Manitoba (Canada)	D4-16
94	Cameron JORDAN	DE	6-4	287	32	11	California	D1a-11
95	Ryan GLASGOW	DT	6-3	300	27	4	Michigan	FA-20
96	Carl GRANDERSON	DE	6-5	261	24	3	Wyoming	FA-19
97	Malcolm ROACH	DL	6-3	290	23	2	Texas	FA-20
98	Payton TURNER	DT	6-6	270	22	R	Houston	D1-21
99	Shy TUTTLE	DT	6-3	300	24	3	Tennessee	FA-21

**HEAD COACH:** SEAN PAYTON. **Assistants:** Dennis Allen (Defensive Coordinator), Charles Byrd (Assistant Strength and Conditioning), Pete Carmichael (Offensive Coordinator), Jim Chaney (Offensive Analyst), Ronald Curry (Quarterbacks), Dan Dalrymple (Head Strength and Conditioning), Declan Doyle (Offensive Assistant), Phil Galiano (Assistant Special Teams), Peter Giunta (Senior Defensive Assistant), Michael Hodges (Linebackers), Curtis Johnson (Senior Offensive Assistant), Ryan Nielsen (Assistant Head Coach/Defensive Line), Brendan Nugent (Offensive Line), Kevin Petry (Assistant to the Head Coach/Offensive Assistant), Kris Richard (Secondary), Darren Rizzi (Special Teams Coordinator), Cory Robinson (Assistant Defensive Backs), Dan Roushar (Run Game Coordinator/Tight Ends), Zach Strief (Assistant Offensive Line), Joel Thomas (Running Backs), Jordan Traylor (Defensive Assistant), Rob Wenning (Assistant Strength and Conditioning), D.J. Williams (Offensive Assistant), Brian Young (Pass Rush Specialist).

# HOW THE SAINTS WERE BUILT

## 2011 (1)

### DRAFT

DE Cameron Jordan (1a)

## 2013 (1)

### DRAFT

T Terron Armstead (3a)

## 2015 (2)

### DRAFT

T Andrus Peat (1a)

CB P.J. Williams (3b)

## 2016 (4)

### DRAFT

WR Michael Thomas (2a)

DT David Onyemata (4)

### FREE AGENTS

TE Garrett Griffin (Rookie FA)

K Wil Lutz (FA)

## 2017 (6)

### DRAFT

CB Marshon Lattimore (1a)

T Ryan Ramczyk (1b)

S Marcus Williams (2)

RB Alvin Kamara (3a)

### FREE AGENTS

LS Zach Wood (FA)

### WAIVERS

QB Taysom Hill (GB)

## 2018 (7)

### DRAFT

DE Marcus Davenport (1)

WR Tre'Quan Smith (3)

C/G Will Clapp (7)

### FREE AGENTS

LB Demario Davis (UFA-NYJ)

DB J.T. Gray (Rookie FA)

CB Patrick Robinson (UFA-Phi.)

RB Dwayne Washington (FA)

## 2019 (14)

### DRAFT

C Erik McCoy (2)

S C.J. Gardner-Johnson (4)

LB Kaden Ellis (7b)

### FREE AGENTS

DT Jalen Dalton (FA)

LB Andrew Dowell (FA)

DE Carl Granderson (Rookie FA)

OL Ethan Greenidge (Rookie FA)

LB Chase Hansen (Rookie FA)

WR/RS Deonte Harris (Rookie FA)

WR Lil' Jordan Humphrey (Rookie FA)

OL Derrick Kelly II (Rookie FA)

RB Latavius Murray (UFA-Min.)

DE Noah Spence (FA)

DT Shy Tuttle (Rookie FA)

## 2020 (23)

### DRAFT

C Cesar Ruiz (1)

LB Zack Baun (3)

TE Adam Trautman (3)

### FREE AGENTS

WR Marquez Callaway (Rookie FA)

CB Ken Crawley (FA)

P Blake Gillikin (Rookie FA)

S Malcolm Jenkins (UFA-Phi.)

DT Ryan Glasgow (FA)

CB Grant Haley (FA)

OL James Hurst (FA)

WR Juwan Johnson (Rookie FA)

RB Tony Jones Jr. (Rookie FA)

WR Jake Lampman (FA)

LB Wynton McManis (FA)

WR Ty Montgomery II (UFA-NYJ)

DE Christian Ringo (FA)

DL Malcolm Roach (Rookie FA)

OL Calvin Throckmorton (Rookie FA)

DB Keith Washington II (Rookie FA)

LB Marcus Willoughby (FA)

QB Jameis Winston (UFA-TB)

TE Ethan Wolf (FA)

### WAIVERS

QB Trevor Siemian (TEN)

## 2021 (25)

### DRAFT

DE Payton Turner (1)

LB Pete Werner (2)

CB Paulson Adebo (3)

QB Ian Book (4)

T Landon Young (5)

WR Kawaan Baker (7)

### FREE AGENTS

FB Alex Armah (UFA-CAR)

DL Josiah Bronson (Rookie FA)

OL Mike Brown (Rookie FA)

S Eric Burrell (Rookie FA)

P Nolan Cooney (Rookie FA)

DE Tanoh Kpassagnon (UFA-KC)

WR Jalen McCleskey (FA)

C/G Christian Montano (FA)

DL Lorenzo Neal (Rookie FA)

LB Quentin Poling (FA)

RB Stevie Scott III (Rookie FA)

LB Shaq Smith (Rookie FA)

FB Sutton Smith (FA)

TE Dylan Soehner (Rookie FA)

CB Bryce Thompson (Rookie FA)

DB Deuce Wallace (Rookie FA)

WR Easop Winston Jr. (FA)

DB Lawrence Woods (Rookie FA)

TE Nick Vannett (FA)

OWNER

FOOTBALL

ADMINISTRATION

RECORDS

HISTORY



# REVIEW



# 2020 NFL SEASON IN REVIEW

## 2020 NFL STANDINGS

### NATIONAL FOOTBALL CONFERENCE

	NFC East				
	W	L	T	PCT.	PTS. PA
Washington	7	9	0	.438	335 329
New York Giants	6	10	0	.375	280 357
Dallas Cowboys	6	10	0	.375	395 473
Philadelphia	4	11	1	.281	334 418

	NFC North				
	W	L	T	PCT.	PTS. PA
Green Bay	13	3	0	.813	509 369
Chicago	8	8	0	.500	372 370
Minnesota	7	9	0	.438	430 475
Detroit	5	11	0	.313	377 519

	NFC South				
	W	L	T	PCT.	PTS. PA
New Orleans	12	4	0	.750	482 337
Tampa Bay	11	5	0	.688	492 355
Carolina	5	11	0	.313	350 402
Atlanta	4	12	0	.250	396 414

	NFC West				
	W	L	T	PCT.	PTS. PA
Seattle	12	4	0	.750	459 371
L.A. Rams	10	6	0	.625	372 296
Arizona	8	8	0	.500	410 367
San Francisco	6	10	0	.375	376 390

### AMERICAN FOOTBALL CONFERENCE

	AFC East				
	W	L	T	PCT.	PTS. PA
Buffalo	13	3	0	.813	501 375
Miami	10	6	0	.625	404 338
New England	7	9	0	.438	326 353
New York Jets	2	14	0	.125	243 457

	AFC North				
	W	L	T	PCT.	PTS. PA
Pittsburgh	12	4	0	.750	416 312
Baltimore	11	5	0	.688	468 303
Cleveland	11	5	0	.688	408 419
Cincinnati	4	11	1	.311	311 424

	AFC South				
	W	L	T	PCT.	PTS. PA
Tennessee	11	5	0	.688	491 439
Indianapolis	11	5	0	.688	451 362
Houston	4	12	0	.250	384 464
Jacksonville	1	15	0	.063	306 492

	AFC West				
	W	L	T	PCT.	PTS. PA
Kansas City	14	2	0	.875	451 308
Las Vegas	8	8	0	.500	434 478
L.A. Chargers	7	9	0	.438	384 426
Denver	5	11	0	.313	323 446

## 2020 NFL POSTSEASON RESULTS



### NFC WILD CARD PLAYOFF GAMES

New Orleans Saints 21, Chicago Bears 9  
Los Angeles Rams 30, Seattle Seahawks 20  
Tampa Bay Buccaneers 31, Washington 23

### AFC WILD CARD PLAYOFF GAMES

Buffalo Bills 27, Indianapolis Colts 24  
Baltimore Ravens 20, Tennessee Titans 13  
Cleveland Browns 48, Pittsburgh Steelers 37



### NFC DIVISIONAL PLAYOFF GAMES

Tampa Bay Buccaneers 30, New Orleans Saints 20  
Green Bay Packers 32, Los Angeles Rams 18

### AFC DIVISIONAL PLAYOFF GAMES

Buffalo Bills 17, Baltimore Ravens 3  
Kansas City Chiefs 22, Cleveland Browns 17



### NFC CHAMPIONSHIP GAME

Tampa Bay Buccaneers 31, Green Bay Packers 26



### AFC CHAMPIONSHIP GAME

Kansas City Chiefs 38, Buffalo Bills 24



### SUPER BOWL LIV

Tampa Bay Buccaneers 31, Kansas City Chiefs 9

# REGULAR SEASON FINAL STATISTICS

## 2020

### RECORD: 12-4

### FINISH: 1ST-NFC SOUTH

Date	W/L	Score	Opponent	Attendance	SCORING	TD	Ru	Pa	Rt	PAT	FG	S	TP	INTERCEPTIONS	NO.	YDS	AVG	LONG	TD
09/13	W	34-23	Tampa Bay		Kamara	21	16	5	0		0	126		M. Jenkins	3	58	19.3	48	0
09/21	L	24-34	at Las Vegas		Lutz	0	0	0	0	57/58	23/28	0	126	J. Jenkins	3	53	17.7	361	1
09/27	L	30-37	at Green Bay	748	T. Hill	9	8	1	0		0	54		M. Williams	3	37	12.3	13	0
10/4	W	35-29	at Detroit		Cook	7	0	7	0		0	42		Latimore	2	13	6.5	13	0
10/12	W	30-27 OT	L.A. Chargers	749	Murray	5	4	1	0		0	30		Robinson	2	0	0.0	0	0
10/25	W	27-24	Carolina	3,000	Sanders	5	0	5	0		0	30		P. Williams	1	30	30.0	30	0
11/1	W	26-23 OT	at Chicago		T. Smith	4	0	4	0		0	24		Gardner-Johnson	1	3	3.0	3	0
11/8	W	38-3	at Tampa Bay	15,740	Brees	2	2	0	0		0	12		Onyemata	1	3	3.0	3	0
11/15	W	27-3	San Francisco	5,979	Carr	1	0	1	0		0	6		Hailey	1	0	0.0	0	0
11/22	W	21-6	at Atlanta	6,000	Harris	1	0	1	0		0	6		Crawley	1	-1	-1.0	-1	0
11/29	W	31-3	at Denver		J. Hill	1	0	1	0		0	6		Saints	18	196	10.9	48	1
12/6	W	21-16	at Philadelphia	8,713	Humphrey	1	0	1	0		0	6		Opponents	8	96	12.0	39	0
12/13	L	21-24	at Philadelphia		J. Jenkins	1	0	1	0		0	6							
12/30	L	29-33	Kansas City	3,000	Saints	59	30	28	1	57/58	23/38	1	482						
12/25	W	52-33	Minnesota	3,000	Opponents	39	11	28	0	33/35	22/26	0	337						
1/3	W	33-7	at Carolina	1,500	2-Pt. Conversions: Saints: 0/1, Opponents: 2/4														

#### TEAM STATISTICS

	N.O.	OPP																	
Total First Downs	367		SACKS:																
Rushing	147	85	Hendrickson 13.5, Jordan 7.5, Onyemata 6.5,																
Passing	199	185	Granderson 5, Davis 4, M. Jenkins 2.5, Davenport																
Penalty	21	50	1.5, Rankins 1.5, Brown 1, Gardner-Johnson																
3rd Down: Made/Att	93/208	79/207	1, TEAM 1																
3rd Down Pct.	44.7	38.2	Saints: 45.0, Opponents: 29.0																
4th Down: Made/Att	11/16	16/30																	
4th Down Pct.	68.8	53.3	FUM/LOST:																
POSSESSION AVG.	31:43	28:17	T. Hill 10/5, Brees 6/2, Harris 3/1, Cook 1/1, Crawley																
TOTAL NET YARDS	6023	4974	1/0, J. Hill 1/0, Kamara 1/0, McCoy 1/0, Murray 1/0,																
Avg. Per Game	376.4	310.9	Sanders 1/0, Smith 1/0																
Total Plays	1045	992	Saints: 27/9																
Avg. Per Play	5.8	5.0																	
NET YARDS RUSHING	2265	1502	RUSHING	No	Yds	Avg	LG	TD											
Avg. Per Game	141.6	93.9	Kamara	187	932	5.0	49	16											
Total Rushes	494	390	Murray	146	656	4.5	36	4											
NET YARDS PASSING	3758	3472	T. Hill	87	457	5.3	43	8											
Avg. Per Game	234.9	217.0	Montgomery	19	101	5.3	36	0											
Sacked/Yards Lost	29/187	45/287	Harris	6	51	8.5	23	0											
Gross Yards	3945	4759	Burton	7	18	2.6	7	0											
Att./Completions	522/370	557/333	D. Washington	8	15	1.9	5	0											
Completion Pct.	70.9	59.8	Lewis	2	14	7.0	16	0											
Had Intercepted	8	16	Jones	3	13	4.3	6	0											
PUNTS/AVERAGE	62/43.1	66/46.5	Sanders	1	12	12.0	12	0											
NET PUNTING AVG.	62/41.7	66/39.5	Smith	1	3	3.0	3	0											
PENALTIES/YARDS	98/1005	64/517	Thomas	1	1	1.0	1	0											
FUMBLES/BALL LOST	27/9	17/8	Brees	18	-2	-1	3	2											
TOUCHDOWNS	59	39	Winston	8	-6	-8	3	0											
Rushing	30	11	Saints	494	2265	4.6	49	30											
Passing	28	28	Opponents	390	1502	3.9	82	11											
Returns	1	0																	

#### SCORE BY PERIODS

Q1	Q2	Q3	Q4	OT	PTS
Saints	82	176	94	124	6 482
OPPONENTS	70	111	68	88	0 337

PASSING	Att	Cmp	Yds	Cmp%	Yds/Att	TD	TD%	Int	Int%	Long	Sack/Lost	Rating
Brees	390	275	2942	70.5	7.54	24	6.2	6	1.5	52t	13/89	106.4
T. Hill	121	88	928	72.7	7.67	4	3.3	2	1.7	44	14/87	98.8
Winston	11	7	75	63.6	6.82	0	0.0	0	0.0	19	2/11	83.5
Saints	522	370	3945	70.9	7.56	28	5.4	8	1.5	52t	29/187	104.1
Opponents	557	333	3759	59.8	6.75	28	5.0	18	3.2	74t	45/287	83.3

OWNER

FOOTBALL

ADMINISTRATION

RECORDS

HISTORY

2020 DEFENSIVE STATISTICS

OWNER

FOOTBALL

ADMINISTRATION

RECORDS

HISTORY

Name	Regular Defensive Plays									Special Teams					MISC			
	SOLO	AST	TOT	SACK / YDS	INT	PD	FF	FR		TKL	AST	FF	FR	BL	TKL	AST	FF	FR
DEMARIO DAVIS	73	46	119	4	36	0	5	0	0	0	0	0	0	0	0	0	0	0
MALCOLM JENKINS	69	22	91	2.5	25	3	10	1	1	0	0	0	0	0	0	0	0	0
C.J. GARDNER-JOHNSON	51	14	65	1	6	1	13	0	0	1	0	0	0	0	0	0	0	0
MARSHON LATTIMORE	52	10	62	0	0	2	11	0	0	0	0	0	0	0	0	0	0	0
MARCUS WILLIAMS	39	20	59	0	0	3	7	0	0	0	0	0	0	0	0	0	0	0
JANORIS JENKINS	44	11	55	0	0	3	12	0	0	0	0	0	0	0	0	0	0	0
CAMERON JORDAN	34	17	51	7.5	42	0	3	1	0	0	0	0	0	0	0	0	0	0
DAVID ONYEMATA	20	24	44	6.5	44	1	2	0	0	0	0	0	0	0	0	0	0	0
ALEX ANZALONE	21	19	40	0	0	0	0	0	0	1	0	0	0	0	0	0	0	0
P.J. WILLIAMS	29	8	37	0	0	1	2	0	2	2	1	0	0	0	0	0	0	0
SHY TUTTLE	17	11	28	0	0	2	0	0	0	0	0	0	0	0	0	0	0	0
KWON ALEXANDER	17	10	27	0	0	0	4	1	2	0	0	0	0	0	0	0	0	0
MALCOM BROWN	9	18	27	1	10	0	0	0	0	0	0	0	0	0	0	0	0	0
TREY HENDRICKSON	22	3	25	13.5	71	0	1	1	0	0	0	0	0	0	0	0	0	0
MARCUS DAVENPORT	12	9	21	1.5	12.5	0	2	0	0	0	0	0	0	0	0	0	0	0
SHELDON RANKINS	13	7	20	1.5	12.5	0	1	0	0	0	0	0	0	0	0	0	0	0
MALCOLM ROACH	7	9	16	0	0	0	0	0	0	0	0	0	0	0	0	0	0	0
PATRICK ROBINSON	11	3	14	0	0	2	4	0	0	0	0	0	0	0	0	0	0	0
CARL GRANDERSON	11	3	14	5	25	0	1	2	0	0	0	0	0	0	0	0	0	0
D.J. SWEARINGER	12	1	13	0	0	0	1	0	0	1	0	0	0	0	0	0	0	0
ZACK BAUN	3	5	8	0	0	0	0	0	0	4	0	0	0	0	0	0	0	0
GRANT HALEY	5	1	6	0	0	1	1	0	0	0	0	0	0	0	0	0	0	0
RYAN GLASGOW	2	1	3	0	0	0	0	0	0	0	0	0	0	0	0	0	0	0
MARGUS HUNT	2	1	3	0	0	0	0	0	0	0	0	0	0	0	1	0	0	0
CRAIG ROBERTSON	2	0	2	0	0	0	0	0	0	5	0	1	0	0	0	0	0	0
KEN CRAWLEY	1	0	1	0	0	1	1	0	0	0	0	0	0	0	0	0	0	0
J.T. GRAY	1	0	1	0	0	0	1	0	0	7	0	0	0	0	0	0	0	0
MICHAEL BURTON	0	0	0	0	0	0	0	0	0	1	0	0	0	0	0	0	0	0
JUSTIN HARDEE	0	0	0	0	0	0	0	0	0	6	2	0	0	0	0	0	0	0
KADEN ELLISS	0	0	0	0	0	0	0	0	0	4	1	0	0	0	0	0	0	0
TRE'QUAN SMITH	0	0	0	0	0	0	0	0	0	0	0	0	0	0	0	0	0	1
BENNY FOWLER	0	0	0	0	0	0	0	0	0	1	0	0	1	0	0	0	0	0
ADAM TRAUTMAN	0	0	0	0	0	0	0	0	0	1	0	0	0	0	0	0	0	0
DWAYNE WASHINGTON	0	0	0	0	0	0	0	0	0	2	0	0	0	0	0	0	0	0
JARED COOK	0	0	0	0	0	0	0	0	0	0	0	0	0	0	1	1	0	0
ANDRUS PEAT	0	0	0	0	0	0	0	0	0	0	0	0	0	0	0	1	0	0
MARQUEZ CALLAWAY	0	0	0	0	0	0	0	0	0	1	0	0	2	0	0	0	0	0
EMMANUEL SANDERS	0	0	0	0	0	0	0	0	0	0	0	0	0	0	2	0	0	0
ALVIN KAMARA	0	0	0	0	0	0	0	0	0	0	0	0	0	0	1	0	0	0
TEAM	0	0	0	1	3	0	0	0	0	0	0	0	0	0	0	0	0	0
TOTALS	579	273	852	45	287	18	84	6	5	37	4	1	3	1	4	2	0	1

Defense: TKL: tackle, AST: assist, TOT: total, INT: interception, PD: pass defense, FF: forced fumble, FR: fumble recovery. Special Teams: BL: kicks blocked.

# POSTSEASON FINAL STATISTICS

## 2020

### RECORD: 1-1

Date	W/L	Score	Opponent	Attendance	SCORING	TD	Ru	Pa	Rt	PAT	FG	S	TP	INTERCEPTIONS	NO.	YDS	AVG	LONG	TD		
1/10	W	21-9	Chicago	3,000	Smith	2	0	2	0		0	12	0	Saints	0	0	-	-	0		
1/17	L	20-30	Tampa Bay	3,750	Lutz	0	0	0	0	5/5	2/3	0	11	Opponents	3	65	21.7	36	0		
					Kamara	1	1	0	0		0	6	0								
<b>TEAM STATISTICS</b>					Murray	1	0	1	0		0	6	0	<b>PUNTING</b>	No.	Yds	Avg	Net	TB In	Lg B	
<b>Total First Downs</b>					Thomas	1	0	1	0		0	6	0	Morstead	5	200	40.0	37.4	0	3 55	0
Rushing					Saints	5	1	4	0	5/5	2/3	0	41	Saints	5	200	40.0	37.4	0	3 55	0
Passing					Opponents	4	1	3	0	3/3	4/4	0	39	Opponents	11	464	42.2	34.6	0	4 49	0
Penalty					<b>2-PT Conversions:</b>																
3rd Down: Made/Att					Saints: 0/0, Opponents: 0/0																
3rd Down Pct.															<b>PUNT RET.</b>	Ret	FC	Yds	Avg	Long	TD
4th Down: Made/Att					<b>SACKS:</b>										Harris	5	3	83	16.6	54	0
4th Down Pct.					Davis 1, Rankins 1										Callaway	1	1	0	0.0	0	0
<b>POSSESSION AVG.</b>					Saints: 2.0, Opponents: 1.0										Saints	6	4	83	13.8	54	0
<b>TOTAL NET YARDS</b>															Opponents	1	4	13	13.0	13	0
Total Plays					<b>FUM/LOST:</b>										<b>KICKOFF RET.</b>						
Avg. Per Play					Brees 1/0, Cook 1/1, T. Hill 1/1										Saints	0	0	0.0	0	0	0
<b>NET YARDS RUSHING</b>															Opponents	2	68	34.0	42	0	0
Avg. Per Game					<b>RUSHING</b>										<b>FIELD GOALS</b>						
Total Rushes					No Yds Avg LG TD										1-19	20-29	30-39	40-49	50+		
<b>NET YARDS PASSING</b>					Kamara 41 184 4.5 25 1										Lutz	0/0	1/1	0/0	1/1	0/1	
Avg. Per Game					Montgomery 4 14 3.5 5 0										Saints	0/0	1/1	0/0	1/1	0/1	
Sacked/Yards Lost					Murray 4 9 2.3 4 0										Opponents	0/0	1/1	3/3	0/0	0/0	
Gross Yards					Brees 5 5 1.0 2 0										<b>Lutz: (50N) (23G,42G)</b>						
Att./Completions					D. Washington 1 2 2.0 2 0										<b>Opponents: (36G) (26G, 37G,36G)</b>						
Completion Pct.					Harris 1 -2 -2.0 -2 0																
Had Intercepted					Saints 60 227 3.8 25 1																
<b>PUNTS/AVERAGE</b>					Opponents 54 175 3.2 12 1																
<b>NET PUNTING AVG.</b>																					
<b>PENALTIES/YARDS</b>																					
<b>FUMBLES/BALL LOST</b>					<b>RECEIVING</b>										No.	Yds	Avg	Long	TD		
<b>TOUCHDOWNS</b>					Cook 9 68 7.6 12 0										Harris	8	82	10.3	24	0	
Rushing					Sanders 8 51 6.4 16 0										Thomas	5	73	14.6	38	1	
Passing					Kamara 5 37 7.4 10 0										Smith	3	85	28.3	56t	2	
Returns					Burton 2 15 7.5 9 0										Murray	2	11	5.5	6t	1	
<b>SCORE BY PERIODS</b>					T. Hill 2 5 2.5 5 0										Humphrey	1	14	14.0	14	0	
Q1					Montgomery 1 13 13.0 13 0										Trautman	1	4	4.0	4	0	
Q2					J. Hill 1 -3 -3.0 -3 0										Saints	48	455	9.5	56t	4	
Q3					Opponents 37 398 10.8 29 3																
Q4																					
OT																					
PTS																					
Saints					13 7 14 7 0 41																
Opponents					0 16 7 16 0 39																

PASSING	Att	Cmp	Yds	Cmp%	Yds/Att	TD	TD%	Int	Int%	Long	Sack/Lost	Rating
Brees	73	47	399	64.4	5.47	3	4.1	3	4.1	38	0/0	75.1
Winston	1	1	56	100.0	56.00	1	100.0	0	0.0	56t	0/0	158.3
T. Hill	0	0	0	---	---	0	---	0	---	---	1/3	---
Saints	74	48	455	64.9	6.15	4	5.4	3	5.4	56t	1/3	82.9
Opponents	62	37	398	59.7	6.42	3	4.8	0	0.0	29	2/18	94.7

OWNER

FOOTBALL

ADMINISTRATION

RECORDS

HISTORY



# 2020 POSTSEASON DEFENSIVE STATISTICS

Name	Regular Defensive Plays									Special Teams					MISC			
	SOLO	AST	TOT	SACK / YDS	INT	PD	FF	FR		TKL	AST	FF	FR	BL	TKL	AST	FF	FR
DEMARIO DAVIS	12	2	14	1	10	0	0	0	0	0	0	0	0	0	0	0	0	0
MALCOLM JENKINS	10	4	14	0	0	0	3	0	0	0	0	0	0	0	0	0	0	0
C.J. GARDNER-JOHNSON	7	3	10	0	0	0	1	0	0	0	0	0	0	0	0	0	0	0
ALEX ANZALONE	5	4	9	0	0	0	0	0	0	0	0	0	0	0	0	0	0	0
JANORIS JENKINS	8	1	9	0	0	0	1	0	0	0	0	0	0	0	0	0	0	0
CAMERON JORDAN	8	1	9	0	0	0	0	0	0	0	0	0	0	0	0	0	0	0
MARCUS WILLIAMS	7	1	8	0	0	0	0	0	0	0	0	0	0	0	0	0	0	0
SHY TUTTLE	3	2	5	0	0	0	0	0	0	0	0	0	0	0	0	0	0	0
DAVID ONYEMATA	1	4	5	0	0	0	0	0	0	0	0	0	0	0	0	0	0	0
MARCUS DAVENPORT	3	1	4	0	0	0	0	0	0	0	0	0	0	0	0	0	0	0
MARSHON LATTIMORE	2	1	3	0	0	0	4	0	0	0	0	0	0	0	0	0	0	0
MALCOM BROWN	2	1	3	0	0	0	0	0	0	0	0	0	0	0	0	0	0	0
SHELDON RANKINS	3	0	3	1	8	0	0	0	0	0	0	0	0	0	0	0	0	0
ZACK BAUN	1	1	2	0	0	0	0	0	0	1	0	0	0	0	0	0	0	0
P.J. WILLIAMS	0	0	0	0	0	0	1	0	0	0	0	0	0	0	0	0	0	0
CHASE HANSEN	0	0	0	0	0	0	0	0	0	1	0	0	0	0	0	0	0	0
ERIK MCCOY	0	0	0	0	0	0	0	0	0	0	0	0	0	0	1	0	0	0
MICHAEL THOMAS	0	0	0	0	0	0	0	0	0	0	0	0	0	0	1	0	0	0
MARQUEZ CALLAWAY	0	0	0	0	0	0	0	0	0	0	0	0	0	0	1	0	0	0
ALVIN KAMARA	0	0	0	0	0	0	0	0	0	0	0	0	0	0	0	0	0	1
TOTALS	72	26	98	2	18	0	10	0	0	2	0	0	0	0	3	0	0	1

Defense: TKL: tackle, AST: assist, TOT: total, INT: interception, PD: pass defense, FF: forced fumble, FR: fumble recovery. Special Teams: BL: kicks blocked.

2020 GAME BY GAME SAINTS

Game	Pls	1st Downs				Offense		Net Rushing		Net Passing				Fumb.		Pen.		Punts		Returns				TDS			PAT	FG	2P	TOP								
		T	R	Pa	Pe	Att	Yds	Avg	Att	Yds	Avg	Att	Com	Yds	TD	Int	Sk	Yds	#	Lst	#	Yds	Avg	P	Yds	KO	Yds	Int	Yds		Ru	Pa	Ret	M/A	M/A	M/A		
TB	34	18	5	10	3	66	271	4.1	34	82	2.4	31	19	189	2	0	1	9	0	0	6	119	6	264	44.0	4	59	0	0	2	53	1	2	1	4/4	2/2	0/0	31:23
@LV	24	26	8	17	1	57	424	7.4	19	112	5.9	38	26	312	1	1	0	0	0	0	10	129	3	109	36.3	0	0	2	64	0	0	2	1	0	3/3	1/1	0/0	23:42
GB	30	21	5	14	2	58	397	6.8	20	122	6.1	36	29	275	3	0	2	13	3	1	8	83	3	115	38.3	1	14	3	78	0	0	0	3	0	3/3	3/3	0/0	28:20
@DET	35	29	13	15	1	69	392	5.7	42	164	3.9	25	19	228	2	1	2	18	2	0	4	67	2	66	33.0	3	33	2	27	1	0	3	2	0	5/5	0/0	0/0	36:46
LAC	30	23	6	17	0	75	408	5.4	25	95	3.8	48	33	313	1	1	2	12	1	0	5	60	6	281	46.8	6	69	3	88	0	0	2	1	0	3/3	3/3	0/0	35:01
CAR	27	26	9	16	1	67	415	6.2	29	138	4.8	37	30	277	2	0	1	10	1	1	6	50	0	0	0.0	1	4	2	47	0	0	1	2	0	3/3	2/2	0/0	34:41
@CHI	26	23	10	11	2	72	394	5.5	30	122	4.1	41	31	272	2	0	1	8	3	0	5	45	4	153	38.3	3	67	5	94	1	0	0	2	0	2/2	4/5	0/0	35:15
@TB	38	27	11	15	1	73	420	5.8	37	138	3.7	35	29	282	4	0	1	0	3	2	3	28	1	51	51.0	3	30	0	0	3	4	1	4	0	5/5	1/1	0/0	40:04
SF	27	17	7	8	2	56	237	4.2	30	114	3.8	23	14	123	1	0	3	16	5	2	5	61	5	205	41.0	2	-2	3	122	2	9	2	1	0	3/3	2/2	0/0	27:06
ATL	24	24	12	9	3	62	376	6.1	36	166	4.6	23	18	210	0	0	3	23	1	1	5	35	4	159	39.8	4	20	3	61	2	23	3	0	0	3/3	1/2	0/0	33:41
@DEN	31	19	14	4	1	63	292	4.6	44	229	5.2	16	9	63	0	1	3	15	2	0	5	35	6	274	45.7	1	19	1	17	2	17	4	0	0	4/4	1/1	0/0	35:46
@ATL	23	9	13	1	75	424	5.7	36	207	5.8	37	27	217	2	0	2	15	3	1	10	79	5	199	39.8	3	17	0	0	0	0	1	2	0	3/3	0/1	0/0	36:54	
@PHI	21	20	5	15	0	63	358	5.7	20	96	4.8	38	28	262	2	1	5	29	1	1	8	52	4	211	52.8	2	6	2	55	0	0	1	2	0	3/3	0/2	0/0	29:44
KC	29	15	3	10	2	52	285	5.5	17	60	3.5	34	15	225	3	1	1	9	0	0	10	93	8	378	47.3	2	26	1	34	0	0	1	3	0	3/3	0/0	0/1	18:46
MIN	52	36	21	14	1	73	583	8.0	45	264	5.9	28	21	319	0	2	0	0	0	0	4	38	0	0	0.0	2	17	3	74	0	0	7	0	0	7/7	1/1	0/0	36:47
@CAR	33	20	9	11	0	64	347	5.4	30	156	5.2	32	22	191	3	0	2	10	2	0	4	31	5	209	41.8	2	20	0	0	5	90	1	3	0	3/4	2/2	0/0	30:54
Totals	482	367	147	199	21	1045	6023	5.8	494	2265	4.6	522	370	3758	28	8	29	187	27	9	98	1005	62	2674	43.1	39	399	30	761	18	196	30	28	1	57/58	23/28	0/1	31:43

OWNER

FOOTBALL

ADMINISTRATION

RECORDS

HISTORY

2020 GAME BY GAME OPPONENTS

Game	1st Downs					Offense		Net Rushing		Net Passing					Fumb.		Pen.		Punts		Returns				TDS			PAT		FG		2P	TOP					
	Pts	T	R	Pa	Pe	Att	Yds	Avg	Att	Yds	Avg	Att	Com	Yds	TD	Int	Sk	Yds	#	Lst	#	Yds	#	Yds	Avg	P	Yds	KO	Yds	Int	Yds	Ru	Pa	Ret	M/A	M/A	M/A	
TB	23	23	7	10	6	65	310	4.8	26	86	3.3	36	23	224	2	2	3	15	2	1	9	103	5	236	47.2	1	0	1	0	0	1	2	0	2/2	1/2	0/1	28:37	
@LV	34	28	5	18	5	76	377	4.9	35	116	3.3	38	28	261	3	0	3	23	2	1	3	13	2	78	39.0	1	5	2	46	1	6	1	3	0	4/4	2/2	0/0	36:18
GB	37	24	6	14	4	59	369	6.3	26	98	3.8	32	21	271	3	0	1	12	0	0	2	10	1	38	38.0	0	0	2	30	0	0	1	4	0	4/4	3/3	0/0	31:40
@DET	29	18	3	12	3	56	281	5.0	22	90	4.1	31	17	191	3	1	3	15	0	0	5	49	4	218	54.5	0	0	2	51	1	6	1	3	0	3/3	0/0	1/1	23:17
LAC	27	19	5	12	2	69	350	5.1	32	111	3.5	34	20	239	4	0	3	25	1	0	1	10	7	339	48.4	1	9	4	70	1	39	0	4	0	3/4	0/1	0/0	30:42
CAR	24	18	4	11	3	43	283	6.6	14	37	2.6	28	23	246	2	0	1	8	0	0	1	5	1	51	51.0	0	0	2	22	0	0	1	2	0	3/3	1/2	0/0	25:19
@CHI	23	18	5	12	1	69	329	4.8	23	96	4.2	41	28	233	2	1	5	39	0	0	7	53	4	200	50.0	3	17	4	61	0	0	0	2	0	2/2	3/3	0/0	33:09
@TB	3	13	0	10	3	46	194	4.2	5	8	1.6	38	22	186	0	3	3	23	0	0	5	39	4	161	40.3	1	1	2	46	0	0	0	0	0	0/0	1/1	0/0	19:56
SF	17	21	3	14	4	66	281	4.3	25	49	2.0	39	24	232	1	2	2	15	2	2	6	51	5	239	47.8	2	0	1	14	0	0	0	1	0	1/1	2/2	0/0	32:54
ATL	9	14	1	10	3	59	248	4.2	14	52	3.7	37	19	196	0	2	8	36	0	0	7	53	5	250	50.0	1	0	1	18	0	0	0	0	0	0/0	3/3	0/0	26:19
@DEN	3	6	5	1	0	43	112	2.6	33	100	3.0	9	1	12	0	0	1	1	1	1	2	10	7	332	47.4	0	0	0	0	1	26	0	0	0	0/0	1/1	0/0	24:14
@ATL	16	21	4	12	5	63	332	5.3	21	70	3.3	39	19	262	1	0	3	11	1	1	1	15	5	218	43.6	2	12	0	0	0	0	0	1	0	1/1	3/3	0/0	23:06
@PHI	24	21	11	7	3	66	413	6.3	36	246	6.8	30	17	167	1	0	0	0	1	1	6	27	3	140	46.7	2	9	0	0	1	7	2	1	0	3/3	1/2	0/0	30:16
KC	32	34	13	16	5	92	411	4.5	41	179	4.4	47	26	232	3	0	4	22	3	1	5	54	6	243	40.5	5	-15	0	0	1	3	1	3	0	3/3	1/1	1/1	41:14
MIN	33	25	6	17	2	60	364	6.1	17	90	5.3	41	27	274	3	0	3	25	2	0	3	20	4	186	46.5	0	0	0	0	2	9	2	3	0	3/4	0/0	0/1	23:13
@CAR	7	17	7	9	1	60	320	5.3	20	74	3.7	37	18	246	0	5	3	25	2	0	1	5	3	139	46.3	1	8	1	21	0	0	1	0	0	1/1	0/0	0/0	29:06
Totals	337	320	85	185	50	992	4974	5.0	390	1502	3.9	557	333	3472	28	18	45	287	17	8	64	517	66	3068	46.5	20	46	22	379	8	96	11	28	0	3335	2226	24	28:17

# HISTORY RECORDS ADMINISTRATION FOOTBALL OWNER

NEWORLEANS SAINTS.COM 275

# 2020 TURNOVER TABLE

## SAINTS TAKEAWAYS

Opp	Qtr	Turnover	Spot*	Result
vs. TB	2	T. Brady intercepted by M. Williams	TB 48	Touchdown
vs. TB	3	T. Brady intercepted by J. Jenkins and returned for a TD	TB 36	Touchdown
vs. TB	4	M. Edwards fumble recovered by B. Fowler	TB 18	Field Goal
at LV	4	J. Richard fumble recovered by P. Williams	NO 41	Punt
at DET	2	M. Stafford intercepted by P. Robinson	NO 0	Touchdown
at CHI	3	N. Foles intercepted by M. Lattimore	CHI 39	Field Goal
at TB	2	T. Brady intercepted by D. Onyemata	TB 27	Touchdown
at TB	2	T. Brady intercepted by M. Williams	NO 15	End of Half
at TB	3	T. Brady intercepted by M. Jenkins	NO 30	Touchdown
vs. SF	2	K. Webster fumble recovered by M. Callaway	SF 21	Touchdown
vs. SF	3	N. Mullens intercepted by M. Jenkins	NO 33	Punt
vs. SF	4	R. James muffed punt recovered by M. Callaway	SF 22	Touchdown
vs. SF	4	N. Mullens intercepted by P. Robinson	NO 0	End of Game
vs. ATL	2	M. Ryan intercepted by M. Williams	NO 0	End of Half
vs. Atl	4	M. Ryan intercepted by J. Jenkins	NO 37	Punt
at DEN	2	L. Cushenberry fumble recovered by K. Alexander	NO 39	Touchdown
at DEN	2	K. Hinton intercepted by J. Jenkins	NO 45	Field Goal
at DEN	3	K. Hinton intercepted by C.J. Gardner-Johnson	NO 47	Interception
at ATL	4	M. Ryan fumble recovered by P.J. Williams	ATL 18	Fumble
at PHI	4	J. Hurts fumble recovered by M. Jenkins	NO 49	Touchdown
vs. KC	4	P. Mahomes fumble recovered by K. Alexander	KC 25	Touchdown
at CAR	2	T. Bridgewater intercepted by M. Jenkins	NO 2	Touchdown
at CAR	3	T. Bridgewater intercepted by G. Haley	NO 5	Punt
at CAR	3	P. Walker intercepted by M. Lattimore	CAR 37	Touchdown
at CAR	4	P. Walker intercepted by P. Williams	NO 1	Punt
at CAR	4	P. Walker intercepted by K. Crawley	NO 6	End of Game

**Saints Takeaway Totals:** 26 Takeaways (18 interceptions, 8 fumbles), 93 points (12 TDs, 3 FGs).

## SAINTS GIVEAWAYS

Opp	Qtr	Turnover	Spot*	Result
at LV	2	D. Brees intercepted by N. Morrow	NO 40	Field Goal
vs. GB	4	T. Hill fumble recovered by Z. Smith	GB 43	Field Goal
at DET	1	D. Brees intercepted by D. Roberts	NO 24	Touchdown
vs. LAC	2	D. Brees intercepted by N. Adderly	NO 40	Touchdown
vs. CAR	2	Brees fumble recovered by M. Hayens	CAR 35	Touchdown
at TB	1	J. Cook fumble recovered by L. David	TB 2	Punt
at TB	3	D. Brees fumble recovered by M. Edwards	NO 21	Downs
vs. SF	1	D. Harris fumble recovered by M. Harris	NO 49	Field Goal
vs. SF	4	T. Hill fumble recovered by M. Harris	SF 34	Interception
vs. ATL	4	T. Hill fumble recovered by F. Olukun	ATL 18	Interception
at DEN	3	T. Hill intercepted by E. Bassey	DEN 34	Field Goal
at ATL	4	T. Hill fumble recovered by D. Jones	ATL 15	Touchdown
at PHI	2	T. Hill intercepted by D. Riley	NO 39	Field Goal
at PHI	4	T. Hill fumble recovered by J. Hargrave	PHI 47	Touchdown
vs. KC	1	D. Brees intercepted by L. Sneed	NO 36	Touchdown
vs. MIN	2	D. Brees intercepted by H. Hand	MIN 8	Punt
vs. MIN	3	D. Brees intercepted by H. Nickerson	NO 23	Touchdown

**Opponent Takeaway Totals:** 17 Takeaways (8 interceptions, 9 fumbles), 64 points (7 TDs, 5 FGs).

\*Spot where the turnover was made



# 2020 PARTICIPATION REPORT

Name	9/13	9/21	9/27	10/4	10/12	10/25	11/1	11/8	11/15	11/22	11/29	12/6	12/13	12/20	12/25	1/3	
	TB	@LV	GB	@DET	LAC	CAR	@CHI	@TB	SF	ATL	@DEN	@ATL	@PHI	KC	MIN	@CAR	GP-GS-DNP-IA
ALEXANDER, Kwon	XXX	XXX	XXX	XXX	XXX	XXX	XXX	XXX	ST	ST	ST	ST	ST	ST	ST	IR	7-7-0-0
ALONSO, Kiko	IR	IR	IR	IR	IR	IR	IR	IR									0-0-0-0
ANZALONE, Alex	ST	ST	ST	ST	ST	ST	ST	ST	PL	PL	PL	PL	PL	PL	PL	ST	16-9-0-0
ARMSTEAD, Terron	ST	ST	ST	ST	ST	ST	ST	ST	ST	ST	RC	RC	ST	ST	ST	ST	14-14-0-0
BACHIE, Joe	PS	PS	PS	PS	PS	PS	PS	PS	PS	PS	PS	PS	XXX	XXX	XXX	XXX	0-0-0-0
BADEMOSI, Johnson	IR	IR	IR	IR	IR	IR	IR	IR	IR	IR	IR	IR	IR	IR	IR	IR	0-0-0-0
BAUN, Zack	IA	PL	PL	PL	ST	ST	PL	PL	PL	PL	PL	PL	PL	PL	PL	ST	15-3-0-1
BREES, Drew	ST	ST	ST	ST	ST	ST	ST	ST	ST	IR	IR	IR	IR	ST	ST	ST	12-12-0-0
BROWN, Malcom	ST	ST	ST	ST	ST	ST	ST	ST	ST	ST	ST	ST	IA	IA	IA	ST	13-13-0-3
BURTON, Michael	PL	PL	ST	PL	ST	PL	ST	ST	PL	PL	PL	PL	PL	PL	PL	RC	15-4-0-0
CALLAWAY, Marquez	IA	PL	PL	PL	ST	PL	IA	PL	PL	PL	PL	IR	IR	IR	ST	ST	11-3-0-2
CARR, Austin	PS	PS	PS	PS	PL	PL	PL	PS	PS	PS	PL	PS	PS	PS	PL	PL	6-0-0-0
CHICKILLO, Anthony	PS																0-0-0-0
CLAPP, Will	PL	IA	XXX	PL	PS	PL	PL	PS	PS	PS	PL	PL	PS	PL	PL	IA	8-0-0-2
COOK, Jared	PL	ST	PL	IA	PL	ST	PL	ST	PL	PL	PL	ST	PL	ST	PL	PL	15-5-0-1
CRAWLEY, Ken				PL	PL	RC	IA	IA	IA	PL	IA	PL	IA	IA	PL	PL	6-0-0-6
DALTON, Jalen	IR	IR	IR	IR	IR	IR	IR	IR	IR	IR	IR	IR	IR	IR	IR	IR	0-0-0-0
DAVENPORT, Marcus	IA	IA	IA	IA	PL	PL	PL	PL	PL	PL	PL	IA	PL	PL	ST	PL	11-1-0-5
DAVIS, Demario	ST	ST	ST	ST	ST	ST	ST	ST	ST	ST	ST	ST	ST	ST	ST	ST	16-16-0-0
DOWELL, Andrew	PS	PS	PS	PS	PS	PS	PS	PS	PS	PS	PS	PS	PS	PS	PS	PL	1-0-0-0
EASTON, Nick	ST	ST	ST	ST	ST	IA	IA	PL	PL	PL	ST	ST	ST	IA	IA	ST	12-9-0-4
ELLISS, Kaden	PL	PL	PL	PL	PL	PL	PL	PL	PL	PL	PL	PL	PL	PL	IA	PL	15-0-0-1
FOWLER III, Bennie	PL	PL	PL	PL	PL	PL	IR	IR	IR	IR	IR	IR	IR	IR	IR	IR	6-0-0-0
GARDNER-JOHNSON, C.J.	ST	ST	ST	ST	PL	PL	ST	ST	ST	ST	ST	ST	ST	ST	ST	RC	15-13-0-0
GILLIKIN, Blake	IR	IR	IR	IR	IR	IR	IR	IR	IR	IR	IR	IR	IR	IR	IR	IR	0-0-0-0
GLASGOW, Ryan												PL	PS	PS	PS	PS	1-0-0-0
GRANDERSON, Carl	PL	PL	PL	PL	PL	PL	PL	PL	IA	PL	PL	PL	PL	PL	PL	PL	15-0-0-1
GRAY, J.T.	PL	PL	PL	PL	PL	PL	PL	PL	PL	PL	PL	PL	PL	PL	PL	PL	16-0-0-0
GREENIDGE, Ethan	PL	PL	PL	PL	IA	PL	PL	PL	PL	PL	PL	PL	PL	PL	PL	PL	15-0-0-1
GRIFFIN, Garrett	PS	PS	PS	PL	ST	PS	PS	PS	PS	ST	PS	IA	IA	XXX	PS	ST	4-3-0-2
HALEY, Grant	XXX	PS	PS	PS	PS	PS	PS	PS	PS	PS	PS	PS	PS	PS	PS	PL	1-0-0-0
HALL, Kemon	PS																0-0-0-0
HAMPTON, Saquan	IR																0-0-0-0
HANSEN, Chase	PL	IA	IA	IR	IR	IR	IR	IR	IA	IA	PS	PS	PS	PS	PS	PL	2-0-0-4
HARDEE SR., Justin	PL	PL	PL	PL	IA	PL	PL	IR	IR	IR	IR	IR	PL	PL	PL	PL	10-0-0-1
HARRIS, Deonte	PL	PL	PL	PL	IA	PL	PL	PL	PL	PL	IA	IA	IA	IR	IR	IR	9-0-0-4
HENDRICKSON, Trey	ST	ST	ST	ST	ST	ST	ST	ST	ST	ST	ST	ST	ST	ST	IA	ST	15-15-0-1
HILL, Josh	ST	PL	ST	PL	PL	PL	ST	ST	ST	IA	ST	PL	ST	PL	PL	IA	14-7-0-2
HILL, Taysom	ST	PL	ST	PL	PL	ST	PL	PL	PL	ST	ST	ST	ST	PL	PL	PL	16-7-0-0
HUMPHREY, Lil' Jordan	PS	PS	PS	PS	PS/IR	PS/IR	PS/IR	PS/IR	PS/IR	PS/IR	PS/IR	PS/IR	PS/IR	PS	ST	PL	3-1-0-0
HUNT, Margus	PL	PL	PL	PL													4-0-0-0
HURST, James	RS	RS	RS	RS	PL	PL	ST	PL	ST	PL	ST	ST	PL	PL	ST	PL	12-6-0-0
JENKINS, Janoris	ST	ST	ST	IA	IA	ST	ST	ST	ST	ST	ST	IA	ST	ST	ST	ST	13-13-0-3
JENKINS, Malcolm	ST	ST	ST	ST	ST	ST	ST	ST	ST	ST	ST	ST	ST	ST	ST	ST	16-16-0-0
JOHNSON, Juwan	PS	PS	PS	PS	PS	ST	ST	PS	PS	PS	PS	ST	ST	PL	PL	PL	7-4-0-0
JONES JR., Tony	PS	PS	PS	PS	PS	PS	PS	PS	PS	PS	PS	PS	PS	PS	PS	ST	1-1-0-0
JORDAN, Cameron	ST	ST	ST	ST	ST	ST	ST	ST	ST	ST	ST	ST	ST	ST	ST	ST	16-16-0-0
KAMARA, Alvin	ST	ST	PL	ST	ST	ST	PL	ST	PL	PL	ST	ST	ST	ST	ST	RC	15-10-0-0
KELLY II, Derrick	PL	PL	PL	PL	PL	IA	IA	IA	IA	IA	RC	RC	IA	IA	PL	IA	6-0-0-8

OWNER

FOOTBALL

ADMINISTRATION

RECORDS

HISTORY

# 2020 PARTICIPATION REPORT

Name	9/13 TB	9/21 @LV	9/27 GB	10/4 @DET	10/12 LAC	10/25 CAR	11/1 @CHI	11/8 @TB	11/15 SF	11/22 ATL	11/29 @DEN	12/6 @ATL	12/13 @PHI	12/20 KC	12/25 MIN	1/3 @CAR	GP-GS-DNP-IA
KUMEROW, Jake																IA	14-14-0-2
LATTIMORE, Marshon	ST	ST	ST	IA	ST	ST	ST	ST	ST	IA	ST	ST	ST	ST	ST	ST	14-14-0-2
LEWIS, Tommylee					PS	PS	PL	PS	PS	PS	PS	PL	PL	PL	XXX	PL	5-0-0-0
LUTZ, Wil		PL	PL	PL	PL	PL	PL	PL	PL	PL	PL	PL	PL	PL	PL	PL	16-0-0-0
McCOY, Erik	ST	ST	ST	ST	ST	ST	ST	ST	ST	ST	ST	ST	ST	ST	ST	ST	16-16-0-0
MONTGOMERY II, Ty	PL	PL	IR	IR	IR	IR	IR	IA	PL	PL	PL	IA	IA	IA	ST	PL	6-1-0-4
MORSTEAD, Thomas	PL	PL	PL	PL	PL	PL	PL	PL	PL	PL	PL	PL	PL	PL	PL	PL	16-0-0-0
MURRAY, Latavius	PL	PL	ST	PL	ST	PL	ST	PL	ST	ST	ST	PL	ST	PL	PL	RC	15-7-0-0
OMAMEH, Patrick														PS			0-0-0-0
ONYEMATA, David	ST	ST	IA	ST	ST	ST	ST	ST	ST	ST	ST	ST	ST	ST	ST	ST	15-15-0-1
PEAT, Andrus	ST	ST	ST	IA	ST	ST	ST	ST	ST	ST	IA	ST	ST	ST	IA	ST	13-13-0-3
RAMCZYK, Ryan	ST	ST	ST	ST	ST	ST	ST	ST	ST	ST	ST	ST	ST	ST	ST	ST	16-16-0-0
RANKINS, Sheldon	PL	PL	ST	PL	PL	PL	PL	IR	IR	IR	IR	PL	PL	PL	PL	PL	12-12-0-0
ROACH, Malcolm	PL	PL	PL	PL	IA	IA	IA	PL	PL	IA	IA	IA	PL	PL	PL	IA	9-0-0-7
ROBERTSON, Craig	PL	PL	PL	PL	PL	PL	PL	PL	PL	PL	PL	PL	PL	PL	PL	PL	16-0-0-0
ROBINSON, Patrick	PL	PL	PL	ST	ST	PL	PL	PL	PL	PL	ST	IR	IR	IR	IR	IR	12-4-0-0
RUIZ, Cesar	IA	PL	PL	ST	PL	ST	ST	ST	ST	ST	PL	PL	ST	ST	PL	ST	15-9-0-1
SANDERS, Emmanuel		ST	PL	ST	PL	RC	RC	PL	PL	PL	PL	PL	PL	ST	ST	PL	14-5-0-0
SIEMIAN, Trevor											IA	IA	IA		PS	PS	0-0-0-3
SMITH, Tre'Quan	ST	ST	ST	ST	PL	ST	PL	PL	PL	ST	ST	ST	ST	ST	IR	IR	14-8-0-0
SPEENCE, Noah	NFI	NFI	NFI	NFI	NFI	NFI	NFI	NFI	NFI	NFI	NFI	NFI	NFI	NFI	NFI	NFI	0-0-0-0
STEVENS, Tommy	PS	PS	PS	PS	PS	PS	PS	PS									0-0-0-0
SWEARINGER SR., D.J.	PL	IA	IA	PL	PL	IA	IA	PL	PL	PL	PL	PL	PL	PL	PL	RC	11-0-0-4
THOMAS, Michael	ST	IA	IA	IA	IA	IA	IA	ST	ST	ST	ST	PL	PL	IR	IR	IR	7-5-0-6
THROCKMORTON, Calvin	PS	PS	PS	PS	PS	PS	PS	PS	PS	PS	PS	PS	PS	PS	PS	PS	0-0-0-0
TOM, Cameron	PS	PS	PS	PS	PS	PS	PS	PS	PS	PS	PL	PS	PS	PS	PS	PS	1-0-0-0
TRAUTMAN, Adam	PL	PL	PL	ST	IA	PL	PL	PL	PL	ST	ST	ST	PL	PL	ST	ST	15-6-0-1
TUTTLE, Shy	IA	IA	PL	IA	PL	PL	PL	PL	PL	PL	PL	PL	ST	ST	ST	PL	13-3-0-3
WASHINGTON II, Keith	PS	PS	PS	PS	PS	PS	PS	PS	PS	PS	PS	PS	PS	PS	PS	PS/RC	0-0-0-0
WASHINGTON, Dwayne	RC	IA	PL	PL	PL	PL	PL	PL	IA	IA	PL	PL	PL	PL	PL	RC	11-0-0-3
WILLIAMS, Marcus	ST	ST	ST	ST	ST	ST	ST	ST	ST	ST	ST	ST	ST	ST	IA	IA	14-14-0-2
WILLIAMS, P.J.	IA	PL	PL	ST	PL	PL	PL	PL	PL	ST	PL	PL	PL	PL	ST	ST	15-3-0-1
WILLOUGHBY, Marcus	PS	PS	PS	PS	PS	PS	PS	PS/IR	PS/IR	PS/IR	PS/IR	PS/IR	PS/IR	PS/IR	PS/IR	PS/IR	0-0-0-0
WINSTON, Jameis	DNP	DNP	DNP	DNP	DNP	DNP	DNP	PL	PL	DNP	PL	DNP	DNP	RC	DNP	PL	4-0-11-0
WOOD, Zach	PL	PL	PL	PL	PL	PL	PL	PL	PL	PL	PL	PL	PL	PL	PL	PL	16-0-0-0
ZETTEL, Anthony	PS	PS	PS	PS	PS	PS	PS	PS	PS	PS	PS	PL	PS	PS	PS	PS	1-0-0-0

DNP = Did Not Play  
IA = Inactive  
IR = Injured Reserve  
PL = Played

PS = Practice Squad  
ST = Started  
SUS = Suspension  
XXX = Not With Team

# 2020 TEAM SUPERLATIVES

## SAINTS

CATEGORY	HIGH	LOW
POINTS	52 vs. MIN, 12/25/20	21 at PHI, 12/13/20
TOTAL FIRST DOWNS	36 vs. MIN, 12/25/20	15 vs. KC, 12/20/20
RUSHING FIRST DOWNS	21 vs. MIN, 12/25/20	3 vs. KC, 12/20/20
PASSING FIRST DOWNS	17 2x, last vs. LAC, 10/12/20	4 at DEN, 11/29/20
PENALTY FIRST DOWNS	3 2 x, last vs. ATL, 12/22/20	0 3x, last at CAR, 1/3/21
3RD DOWN CONVERSIONS	12 vs. CAR, 10/25/20	1 vs. KC, 12/20/20
4TH DOWN CONVERSIONS	2 2x, last at ATL, 12/6/20	0 4x, last at PHI, 12/13/20
TOTAL NET YARDS	583 vs. MIN, 12/25/20	238 vs. SF, 11/15/20
TOTAL PLAYS	75 2x, last at ATL, 12/6/20	52 vs. KC, 12/20/20
NET RUSHING YARDS	264 vs. MIN, 12/25/20	60 vs. KC, 12/20/20
RUSHING ATTEMPTS	45 vs. MIN, 12/25/20	17 vs. KC, 12/20/20
NET PASSING YARDS	313 vs. LAC, 10/12/20	78 at DEN, 11/29/20
PASS ATTEMPTS	48 vs. LAC, 10/12/20	16 at DEN, 11/29/20
PASS COMPLETIONS	33 vs. LAC, 10/12/20	9 at DEN, 11/29/20
INTERCEPTIONS	2 vs. MIN, 12/25/20	0 9x, last at CAR, 1/3/21
TIMES SACKED	5 at PHI, 12/13/20	0 vs. MIN , 12/25/20
PUNTS	8 vs. KC, 12/20/20	0 2x, last vs. MIN, 12/25/20
PENALTIES	10 3x, last vs. KC, 12/20/20	3 at TB, 11/8/20
PENALTY YARDS	129 at LV, 9/21/20	38 vs. MIN, 12/25/20
FUMBLES	5 vs. SF, 11/15/20	0 6x, last at CAR, 1/3/21
FUMBLES LOST	2 2x, last vs. SF, 11/15/20	0 6x, last at CAR, 1/3/21
TOUCHDOWNS	6 vs. MIN, 12/25/20	2 at CHI, 11/1/20
RUSHING	7 vs. MIN, 12/25/20	0 at CHI, 11/1/20
PASSING	4 at TB, 11/8/20	0 3x, last vs. MIN, 12/25/20
RETURNS	1 vs. TB, 9/13/20	0 15x, last at CAR, 1/4/21
TIME OF POSSESSION	40:04 at TB, 11/8/20	18:46 vs. KC, 12/20/20

## OPPONENTS

CATEGORY	HIGH	LOW
POINTS	37 vs.GB, 9/27/20	3 2x, last at DEN, 11/29/20
TOTAL FIRST DOWNS	34 vs. KC, 12/20/20	6 at DEN, 11/29/20
RUSHING FIRST DOWNS	13 vs. KC, 12/20/20	0 at TB, 11/8/20
PASSING FIRST DOWNS	18 at ATL, 9/21/20	1 at DEN, 11/29/20
PENALTY FIRST DOWNS	6 vs. TB, 9/13/20	0 at DEN, 11/29/20
3RD DOWN CONVERSIONS	10 at LV, 9/21/20	1 3x, last at CAR, 1/3/20
4TH DOWN CONVERSIONS	3 at DET, 10/4/20	0 4x, last at ATL, 12/6/20
TOTAL NET YARDS	413 at PHI, 12/13/20	112 at DEN, 11/29/20
TOTAL PLAYS	92 vs. KC, 12/20/20	43 vs. CAR, 10/25/20
NET RUSHING YARDS	246 at PHI, 12/13/20	8 at TB, 11/8/20
RUSHING ATTEMPTS	41 vs. KC, 12/20/20	5 at TB, 11/8/20
NET PASSING YARDS	283 vs. GB, 9/27/20	9 at DEN, 11/29/20
PASS ATTEMPTS	47 vs. KC, 12/20/20	9 at DEN, 11/29/20
PASS COMPLETIONS	28 2x, last at CHI, 11/1/20	1 at DEN, 11/29/20
INTERCEPTIONS	5 at CAR, 1/3/21	0 8x, last vs. MIN, 12/25/20
TIMES SACKED	8 vs. ATL, 11/22/20	0 at PHI, 12/13/20
PUNTS	7 2x, last at DEN, 11/29/20	1 vs. CAR, 10/25/20
PENALTIES	9 vs. TB, 9/13/20	1 3x, last at ATL, 12/6/20
PENALTY YARDS	103 vs. TB, 9/13/20	5 vs. CAR, 10/25/20
FUMBLES	3 vs. KC, 12/20/20	0 6x, last vs. ATL, 11/22/20
FUMBLES LOST	2 vs. SF, 11/15/20	0 6x, last at CAR, 1/3/21
TOUCHDOWNS	5 vs. MIN, 12/25/20	0 3x, last at DEN, 11/29/20
RUSHING	2 at PHI, 12/13/20	0 5x, last at DEN, 11/29/20
PASSING	4 vs. LAC, 10/12/20	0 3x, last at DEN, 11/29/20
RETURNS	0	0
TIME OF POSSESSION	41:14 vs. KC, 12/20/20	19:56 at TB, 11/8/20

OWNER

FOOTBALL

ADMINISTRATION

RECORDS

HISTORY

# 2020 INDIVIDUAL SUPERLATIVES

## SAINTS

PASS ATTEMPTS	47	Drew Brees	vs. LAC, 10/12/20
PASS COMPLETIONS	33	Drew Brees	vs. LAC, 10/12/20
GROSS PASSING YARDS	325	Drew Brees	vs. LAC, 10/12/20
COMPLETION PERCENTAGE	81.3%	Drew Brees	at TB, 11/8/20
TOUCHDOWN PASSES	4	Drew Brees	at TB, 11/8/20
PASSES HAD INTERCEPTED	2	Drew Brees	vs. MIN, 12/25/20
RUSHING ATTEMPTS	22	Alvin Kamara	vs. MIN, 12/25/20
YARDS RUSHING	155	Alvin Kamara	vs. MIN, 12/25/20
RUSHING TOUCHDOWNS	6	Alvin Kamara	vs. MIN, 12/25/20
LONGEST RUN FROM SCRIMMAGE	49	Alvin Kamara	vs. GB, 9/27/20
RECEPTIONS	13	Alvin Kamara	vs. GB, 9/27/20
RECEIVING YARDS	139	Alvin Kamara	vs. GB, 9/27/20
RECEIVING TOUCHDOWNS	2	Alvin Kamara	vs. GB, 9/27/20
LONGEST PASS RECEPTION	52-T	Alvin Kamara	vs. GB, 9/27/20
TOTAL YARDS FROM SCRIMMAGE	174	Alvin Kamara	at LV, 9/21/20
FIELD GOALS	4	Wil Lutz	at CHI, 11/1/20
LONGEST FIELD GOAL ATTEMPT	57	Wil Lutz	at PHI, 12/13/20
LONGEST FIELD GOAL MADE	53	Wil Lutz	vs. LAC, 10/12/20
PUNTS	8	Thomas Morstead	vs. KC, 12/20/20
LONGEST PUNT	58	Thomas Morstead	at PHI, 12/13/20
LONGEST PUNT RETURN	42	Deonte Harris	at CHI, 11/1/20
LONGEST KICKOFF RETURN	75	Deonte Harris	vs. SF, 11/5/20
TACKLES	15	Demario Davis	vs. KC, 12/20/20
INTERCEPTIONS	1	18x, last Ken Crawley	at CAR, 1/3/21
LONGEST INTERCEPTION RETURN	48	Malcolm Jenkins	at CAR, 1/3/21
LONGEST FUMBLE RETURN	20	Kwon Alexander	at DEN, 11/29/20

## OPPONENTS

PASS ATTEMPTS	47	Patrick Mahomes	vs. KC, 12/20/20
PASS COMPLETIONS	28	2x, last Nick Foles	at CHI, 11/1/20
GROSS PASSING YARDS	291	Kirk Cousins	vs. MIN, 12/25/20
COMPLETION PERCENTAGE	82.1%	Teddy Bridgewater	vs. CAR, 10/25/20
TOUCHDOWN PASSES	4	Justin Herbert	vs. LAC, 10/12/20
PASSES HAD INTERCEPTED	3	2x, last P.J. Walker	at CAR, 1/3/21
RUSHING ATTEMPTS	27	Josh Jacobs	at LV, 9/21/20
YARDS RUSHING	115	Miles Sanders	at PHI, 12/13/20
RUSHING TOUCHDOWNS	2	Miles Sanders	at PHI, 12/13/20
LONGEST RUN FROM SCRIMMAGE	82t	Miles Sanders	at PHI, 12/13/20
RECEPTIONS	12	Darren Waller	at LV, 9/21/20
RECEIVING YARDS	146	Allen Lazard	vs. GB, 9/27/20
RECEIVING TOUCHDOWNS	2	2x, last Irv Smith II	vs. MIN, 12/25/20
LONGEST PASS RECEPTION	74	D.J. Moore	vs. CAR, 10/25/20
TOTAL YARDS FROM SCRIMMAGE	146	Allen Lazard	vs. GB, 9/27/20
FIELD GOALS	3	2x, last Youngbwo Koo	at ATL, 12/6/20
LONGEST FIELD GOAL ATTEMPT	65	Joey Slye	vs. CAR, 10/25/20
LONGEST FIELD GOAL MADE	58	Brandon McManus	at DEN, 11/29/20
PUNTS	7	2x, last Sam Martin	at DEN, 11/29/20
LONGEST PUNT	61	Tommy Townsend	vs. KC, 12/20/20
LONGEST PUNT RETURN	7	2x, last Brandon Powell	at ATL, 12/6/20
LONGEST KICKOFF RETURN	30	Jalen Richard	at LV, 9/21/20
TACKLES	15	Kyzir White	vs. LAC, 10/12/20
INTERCEPTIONS	1	8x, last Harrison Hand	vs. MIN, 12/25/20
LONGEST INTERCEPTION RETURN	39	Nasir Adderly	vs. LAC, 10/12/20
LONGEST FUMBLE RETURN	1	2x, last Marquis Haynes	vs. CAR, 10/25/20

## 2020

## JULY

- 27 – Signed draft picks G/C **Cesar Ruiz**, LB **Zack Baun**, QB **Tommy Stevens** and TE **Adam Trautman**.
- 28 – Placed TEs **Cole Wick** and **Jason Vander Laan** on Reserve/Did Not Report/Covid Opt-Out.

## AUGUST

- 2 – Waived DB **Chris Johnson**, WR **Tommylee Lewis**, OL **Adrian Magee**, RB **Taquan Mizzell Sr.**, WR **Maurice Harris**, DL **Gus Cumberlander**, FB **Ricky Ortiz**, WR **Krishawn Hogan** and CB **Deatrick Nichols**. Waived/Injured DL **Kenny Bigelow Jr.**
- 3 – Signed WR **Benny Fowler III**. Waived DT **Taylor Stallworth**.
- 7 – Signed LB **Nigel Bradham**.
- 19 – Signed TE **Ethan Wolf**.
- 20 – Placed DB **Tino Ellis** on Injured Reserve.
- 24 – Terminated contract of LB **Nigel Bradham** and placed CB **Johnson Bademosi** on Injured Reserve.
- 25 – Signed CB **Kemon Hall**.
- 26 – Reached injured settlement with DB **Tino Ellis**.
- 29 – Signed DEs **Anthony Lanier II** and **T.J. Carter** and LB **Wynton McManis** and waived OL **Darrin Paulo**.
- 30 – Placed DL **Jalen Dalton** on Injured Reserve and RB **Dwayne Washington** on Reserve/Covid19.

## SEPTEMBER

- 5 – Placed OL **James Hurst** on Reserve/Suspended by Commissioner. Placed DE **Anthony Lanier II**, on Injured Reserve. Terminated contracts of LB **Anthony Chickillo**, DL **Mario Edwards Jr.**, DL **Margus Hunt** and OL **Patrick Omameh**. Waived LB **Joe Bachie**, WRs **Emmanuel Butler** and **Austin Carr**, DE **T.J. Carter**, LBs **Andrew Dowell** and **Wynton McManis**, TE **Garrett Griffin**, CB **Kemon Hall**, WRs **Lil'Jordan Humphrey** and **Juwan Johnson**, RB **Tony Jones Jr.**, OL **Jordan Steckler**, TE **Tommy Stevens**, OL **Calvin Throckmorton**, C/G **Cameron Tom**, DB **Keith Washington II** and TE **Ethan Wolf**. Placed LB **Kiko Alonso** on Reserve/PUP. Waived/Injured DB **Saquan Hampton**.
- 6 – Placed DB **Saquan Hampton** on Injured Reserve. Agreed to terms with LB **Joe Bachie**, WR **Austin Carr**, LBs **Anthony Chickillo** and **Andrew Dowell**, WRs **Lil'Jordan Humphrey** and **Bennie Fowler III**, TE **Garrett Griffin**, CB **Kemon Hall**, DL **Margus Hunt**, WR **Juwan Johnson**, RB **Tony Jones Jr.**, TE **Tommy Stevens**, OL **Calvin Throckmorton**, C/G **Cameron Tom** and DB **Keith Washington II** on practice squad contracts.
- 9 – Signed DE **Marcus Willoughby** to the practice squad. Placed P **Blake Gillikin** on Injured Reserve. Reached an injury settlement with DE **Anthony Lanier II**.

- 12 – Elevated DL **Margus Hunt** and WR **Bennie Fowler III** to the active roster from the practice squad (standard elevation). Signed RB **Alvin Kamara** to a five-year contract extension.
- 13 – Agreed to terms with LB **Demario Davis** on three-year contract extension.
- 14 – Reached an injury settlement with DB **Saquan Hampton**.
- 18 – Activated RB **Dwayne Washington** from Reserve/COVID-19.
- 19 – Signed DB **Grant Haley** and DT **Anthony Zettel** to the practice squad and terminated the practice squad contract of CB **Kemon Hall**. LB **Anthony Chickillo** terminated practice squad contract.
- 22 – Elevated DL **Margus Hunt** and WR **Bennie Fowler III** to the active roster (standard elevation).
- 26 – Signed DL **Margus Hunt** and WR **Bennie Fowler III** to the active roster from the practice squad, placed RB **Ty Montgomery** on Injured Reserve and waived C/G **Will Clapp**.
- 28 – Signed CB **Ken Crawley** to the practice squad.
- 29 – Signed C/G **Will Clapp** to the practice squad.
- 30 – Signed WR **Malik Henry** to the practice squad. Placed WR **Lil'Jordan Humphrey** on practice squad Injured Reserve.

## OCTOBER

- 3 – Elevated CB **Ken Crawley** and TE **Garrett Griffin** to the active roster from the practice squad (standard). Signed C/G **Will Clapp** to the active roster from the practice squad. Placed LB **Chase Hansen** on injured reserve.
- 5 – T/G **James Hurst** reinstated by Commissioner.
- 8 – Signed WR **Tommylee Lewis** to the practice squad. Waived C/G **Will Clapp**.
- 10 – Signed C/G **Will Clapp** to practice squad. Terminated practice squad contract of WR **Malik Henry**.
- 12 – Signed CB **Ken Crawley** to active roster from practice squad. Terminated contract of DL **Margus Hunt**. Elevated TE **Garrett Griffin** and WR **Austin Carr** to active roster (standard elevation).
- 22 – Signed DE **Will Clarke** to the practice squad.
- 23 – Placed CB **Ken Crawley** and WR **Emmanuel Sanders** on Reserve/COVID-19 and WR **Benny Fowler III** on Injured Reserve.
- 24 – Elevated WRs **Juwan Johnson** and **Austin Carr** (COVID-19 replacements) and C/G **Will Clapp** (standard elevation) from the practice squad.
- 28 – Activated CB **Ken Crawley** from Reserve/COVID-19.
- 31 – Elevated WR **Austin Carr** (standard), OL **Will Clapp** (COVID-19 replacement) and WR **Juwan Johnson** from practice squad. Signed WR **Tommylee Lewis** to active roster from practice squad.

OWNER

FOOTBALL

ADMINISTRATION

RECORDS

HISTORY



# TRANSACTIONS LOG (7/27/20-6/30/21)

OWNER

FOOTBALL

ADMINISTRATION

RECORDS

HISTORY

## NOVEMBER

- 2 – Waived WR **Tommylee Lewis** and acquired LB **Kwon Alexander** from San Francisco in exchange for LB **Kiko Alonso** and a conditional draft pick.
- 4 – Signed WR **Tommylee Lewis** and TE **Ethan Wolf** to practice squad. Placed LB **Marcus Willoughby** on practice squad Injured Reserve. Activated WR **Emmanuel Sanders** from Reserve/COVID-19.
- 6 – Placed DB **Justin Hardee** and DT **Sheldon Rankins** on injured reserve. Activated WR **Ty Montgomery** from Injured Reserve.
- 11 – Signed DE **Christian Ringo** to practice squad. TE **Tommy Stevens** terminated practice squad contract.
- 13 – Activated LB **Chase Hansen** from Injured Reserve.
- 17 – Signed DT **Ryan Glasgow** to practice squad. Terminated practice squad contract of DE **Will Clarke**.
- 20 – Placed QB **Drew Brees** on injured reserve.
- 21 – Signed TE **Garrett Griffin** to the active roster from the practice squad and elevated DT **Ryan Glasgow** to active roster (standard). Signed QB **Trevor Siemian** and received roster exemption.
- 24 – Waived LB **Chase Hansen**.
- 26 – Signed LB **Chase Hansen** to the practice squad.
- 28 – Placed T **Terron Armstead** on Reserve/COVID-19. Elevated WR **Austin Carr** to active roster from practice squad (COVID-19 elevation). Elevated DT **Ryan Glasgow** and C/G **Will Clapp** (standard).
- 29 – Placed G/T **Derrick Kelly** on Reserve/COVID-19 and elevated G/C **Cameron Tom** to the active roster from the practice squad (COVID-19 elevation).

## DECEMBER

- 5 – Elevated C/G **Will Clapp** and WR **Juwan Johnson** (COVID-19 elevations) and DT **Anthony Zettel** and WR **Tommylee Lewis** (standard) to active roster, activated DE **Sheldon Rankins** from injured reserve and placed WR **Marquez Callaway** on Injured Reserve.
- 9 – Activated T **Terron Armstead** and T/G **Derrick Kelly** from Reserve/COVID-19 and activated WR **Lil'Jordan Humphrey** off practice squad Injured Reserve.
- 12 – WR **Juwan Johnson** and WR **Tommylee Lewis** elevated to the active roster from the practice squad (standard elevation). Placed CB **Patrick Robinson** on Injured Reserve. Activated DB **Justin Hardee** from Injured Reserve.
- 14 – Awarded G/T **Patrick Omameh** off of waivers from Raiders.
- 19 – WR **Juwan Johnson**, C/G **Will Clapp** and **Tommylee Lewis** signed to active roster from practice squad and elevated WR **Lil'Jordan Humphrey** (standard). Waived QB **Trevor Siemian** and TE **Garrett Griffin**, activated QB **Drew Brees** from Injured Reserve and placed WR/RS **Deonte Harris** and WR **Michael Thomas** on Injured Reserve.
- 20 – Placed QB **Jameis Winston** on Reserve/COVID-19.
- 22 – Re-signed TE **Garrett Griffin** and QB **Trevor Siemian** to the practice squad.
- 23 – Signed WR **Jake Lampman** to the practice squad.
- 24 – Signed WR **Austin Carr** to active roster from practice squad. Waived T/G **Patrick Omameh** and WR **Tommylee Lewis**. Elevated WR **Lil'Jordan Humphrey** (standard). Activated WR **Marquez Callaway** from Injured Reserve. Activated QB **Jameis Winston** from Reserve/COVID-19. Placed DB **Keith Washington II** on Practice Squad Reserve/COVID-19.
- 26 – Awarded WR **Jake Kumerow** off waivers from Bills.
- 28 – Placed LB **Kwon Alexander** on injured reserve.
- 31 – Signed WR **Tommylee Lewis** to the practice squad. Placed DB **C.J. Gardner-Johnson** on Reserve/COVID-19.

## 2021

### JANUARY

- 1 – Placed RB **Alvin Kamara** on Reserve/COVID-19.
- 2 – Elevated CB **Grant Haley** and LB **Chase Hansen** (COVID-19 elevations) and RB **Tony Jones Jr.**, TE **Garrett Griffin**, LB **Andrew Dowell** and WRs **Lil'Jordan Humphrey** and **Tommylee Lewis** (standard) to active roster from practice squad. Placed DB **D.J. Swearingen**, RB **Latavius Murray**, RB **Dwayne Washington** and FB **Michael Burton** on Reserve/COVID-19.
- 6 – Reinstated practice squad DB **Keith Washington**, RB **Latavius Murray**, RB **Dwayne Washington** and FB **Michael Burton** from Reserve/COVID-19.
- 8 – Reinstated DB **C.J. Gardner-Johnson** from Reserve/COVID-19.
- 9 – Elevated LB **Chase Hansen** and WR **Lil'Jordan Humphrey** (Standard), reinstated RB **Alvin**

**Kamara** from Reserve/COVID-19, waived WR **Jake Kumerow**, activated WR **Michael Thomas** and WR/RS **Deonte Harris** **Patrick Robinson** off Injured Reserve and placed C/G **Nick Easton** on Injured Reserve.

- 11 – Waived WR **Austin Carr**, Reinstated DB **D.J. Swearingen** from Reserve-COVID-19, signed K **Blair Walsh** and LS **John Denney** to practice squad and terminated practice squad contract of DLs **Christian Ringo** and DT **Anthony Zettel**.
- 13 – Signed DT **Anthony Zettel**, WR **Jake Kumerow** and WR **Austin Carr** to practice squad. Terminated practice squad contracts of WR **Jake Lampman**, K **Blair Walsh** and LS **John Denney**.
- 16 – Placed C/G **Will Clapp** on Reserve/COVID-19, terminated practice squad contracts of WR **Tommylee Lewis** and DT **Anthony Zettel**,

signed K Blair Walsh and LS John Denney to practice squad, activated WR Tre'Quan Smith from Injured Reserve and elevated LB Chase Hansen and G/C Cameron Tom to the active roster from the practice squad (Standard).

- 18 – Signed LB Andrew Dowell, OL Calvin Throckmorton, DT Ryan Glasgow, TE Garrett Griffin, CB Grant Haley, LB Chase Hansen, RB Tony Jones Jr., WRs Lil'Jordan Humphrey and Jake Lampman, DE Marcus Willoughby and TE Ethan Wolf to reserve/future contracts.
- 20 – Signed LB Wynton McManis and DB Keith Washington to reserve/future contracts.

## FEBRUARY

- 12 – Waived TEs Cole Wick and Jaosn Vander Laan.

## MARCH

- 3 – Agreed to terms with DB J.T. Gray on a two-year contract extension and terminated the contracts of TEs Jared Cook and Josh Hill.
- 4 – Terminated contract of P Thomas Morstead.
- 6 – Agreed to terms with WR/RB Ty Montgomery on a one-year contract.
- 10 – Agreed to terms with RB Dwayne Washington on one-year contract.
- 11 – Terminated contract of CB Janoris Jenkins.
- 14 – QB Drew Brees announced his retirement.
- 15 – Agreed to terms with G/T James Hurst on a three-year contract. Agreed to terms with QB Jameis Winston.
- 17 – Traded DT Malcom Brown to Jacksonville in exchange for a seventh round draft pick. Terminated contracts of LB Kwon Alexander and WR Emmanuel Sanders.
- 18 – Agreed to terms with CB P.J. Williams on a one-year contract.
- 19 – Signed FB Alex Armah to a one-year contract.
- 29 – Agreed to terms with TE Nick Vannett on a three-year contract and with DE Tonah Kpassagnon on a two-year contract.
- 31 – S Marcus Williams signed one-year franchise tender.

## APRIL

- 15 – Signed WR Jalen McCleskey.
- 20 – Re-signed G/C Will Clapp and signed G/C Christian Montano .
- 29 – Exercised fifth-year option on DE Marcus Davenport.

## MAY

- 3 – Agreed to terms with CB Bryce Thompson, DBs Trill Williams and Lawrence Woods, S Eric Burrell, DL Josiah Bronson, LB Shaq Smith, OLs Mike Brown and Alex Hoffman, P Nolan Cooney, RB Stevie Scott III and TE Dylan Soehner.
- 6 – Signed DT Albert Huggins.
- 15 – Signed DB Deuce Wallace, FB Sutton Smith and WR Easop Winston Jr. and waived/failed physical S Eric Burrell and DB Trill Williams.
- 19 – Re-signed S Eric Burrell and placed OL Alex Hoffman on Reserve/Retired.

## JUNE

- 8 – Signed DE Payton Turner, LB Pete Werner, CB Paulston Adebo, QB Ian Book, T Landon Young and WR Kawaan Baker to four-year contracts.
- 30 – Signed T Ryan Ramczyk to five-year contract extension.

OWNER

FOOTBALL

ADMINISTRATION

RECORDS

HISTORY

# FOOTBALL OPERATIONS





## JEFF IRELAND

**VICE PRESIDENT / ASSISTANT  
GM - COLLEGE PERSONNEL**

Ireland is in his seventh season with New Orleans. In seven years, he's led an effort for the Saints selecting impact players in Alvin Kamara, Marshon Lattimore, Ryan Ramczyk and Michael Thomas, as well as significant contributors in the draft and undrafted free agency in Marcus Davenport, Deonte Harris, Erik McCoy, C.J. Gardner-Johnson, David Onyemata, Andrus Peat, Tre'Quan Smith, Marcus Williams and P.J. Williams.

In 2017, Ireland led a standout draft effort headlined by Lattimore and Kamara becoming the first rookie duo from the same team since 1967 to sweep Associated Press Defensive and Offensive Rookie of the Year and the first Saints rookie duo selected to the Pro Bowl as rookies. In 2020, Kamara, the only Saint selected to the Pro Bowl each of his first four campaigns, shattered the club's touchdown record with an NFL-best 21 scores. Lattimore was selected to his third Pro Bowl in 2020. A second round draft pick in 2016, Thomas's 470 receptions are the most by an NFL player in his first four seasons. He shattered the NFL receiving record in 2019, recording 149 receptions for 1,725 yards with nine touchdowns, as he was named *AP* NFL Offensive Player of the Year, as well as an *AP* first-team All-Pro and Pro Bowl starter for the second straight season.

Prior to joining the Saints, Ireland served as general manager of the Miami Dolphins from 2008-13. Inheriting a 1-15 team upon his arrival, he worked with the personnel staff to overhaul the team's roster, efforts that resulted in an 11-5 mark and the AFC East title, an unprecedented turnaround. He replaced almost half the roster, bringing on board 27 new faces, including nine new starters. Eight players he acquired through the draft, free agency and trades accounted for a total of 14 Pro Bowl selections, with Jake Long and Cameron Wake earning *AP* first-team All-Pro.

Ireland joined Miami after a seven-year stint (2001-07) with the Dallas Cowboys, his last three seasons as the team's VP/college and pro scouting. He was originally hired as the team's national scout. In 2007, the Cowboys went 13-3 and won the NFC East. Of the 53 players on the roster, 38 had been acquired over the three years (2005-07) Ireland served as the team's VP/scouting, seven making the Pro Bowl during that time. He began his Cowboys tenure as the team's national scout in 2001. In his four years in that role, his talent evaluation helped lead to the drafting of four Pro Bowl performers.

Prior to joining the Cowboys, Ireland spent four years in Kansas City as an area scout. He served as a National Football Scouting Combine area scout from 1994-1996 and helped coach special teams at North Texas from 1992-1993. He graduated from Baylor, where he handled placekicking from 1988-1991, finishing third on the school's all-time scoring list with 213 points and a career-record 45 field goals. He was selected as the South team's kicker in the 1992 Senior Bowl.

The Abilene, Texas native, is the stepson of Chiefs Hall of Fame LB/C E.J. Holub and the grandson of former Eagles player and Bears personnel executive Jim Parmer.





## **KHAI HARLEY** **VICE PRESIDENT OF FOOTBALL ADMINISTRATION**

In his 14th Saints season and 21st in the NFL, Harley's primary focus is contract negotiation and strategic planning/management of the Saints salary cap and roster management. In his seventh season in his current position after serving as director of football administration

from 2008-13, he works in conjunction with the player personnel department, making player acquisitions fit within the salary cap structure. Harley works closely with the Pro and College Personnel departments in preparation of free agency and the NFL Draft. His duties also include contract negotiations, coordinating different areas of football operations, roster management and other administrative functions of running the club. He is a key liaison with the NFL Management Council and NFLPA. Harley has a deep background in NFL salary cap administration, Collective Bargaining Agreement regulations, and the research of player contracts. He arrived in New Orleans in 2008 after serving for five years as the Manager of Labor Operations with the NFL Management Council.

On a daily basis, Harley researches contracts and cap statistics from not only the club but from around the NFL. It's similar to the daily and yearly reconciliation he did for all 32 clubs in his former position, where he calculated cap figures for each team, made adjustments for the following year and analyzed statistical trends related to signings.

Harley has also been a member of the NFL's Diversity Council, which is designed to promote diversity throughout the NFL's administrative offices, recommend diversity initiatives and implement/oversee approved programs. He started working in the League Office in 2002 as a Player Personnel Analyst, working to ensure each team's compliance with the salary cap, analyzing player contracts and researching the eligibility of college players.

Prior to entering the NFL, Harley was a financial analyst with Bloomberg, L.P. from 1995-2000, analyzing domestic and international bond markets, studying trends in European markets for clients, training employees and international staff and ensuring debt issuance within Emerging, Latin American, and U.S. Private Placement Markets were in compliance with corporate and SEC guidelines.

Harley graduated with a degree in Accounting from Rutgers University in 1998, twice receiving the National Association of Black Accountants Scholarship Award. He earned a master's degree in Sports Management from Springfield College in 2001. Harley was recognized by the Rutgers African-American Alumni Alliance in 2012 as a Hall of Fame inductee for his continuing contributions in supporting the educational programming, cultural awareness and development in continuing education in the undergraduate, graduate and post graduate levels. In 2019, he received the Salute to Excellence Award from the Fritz Pollard Alliance Foundation. This June, he was a participant in the first annual NFL/Black College Hall of Fame Ozzie Newsome General Manager Forum.





## MICHAEL PARENTON DIRECTOR OF PRO PERSONNEL

Michael Parenton enters his first season as the Saints' director of pro personnel, a position he was promoted to after a seven-year stint as a pro scout. Originally joining the organization in 2012 as a scouting assistant, Parenton and his staff are responsible for scouting the Saints' upcoming opponent and presenting weekly

reports to the coaching staff, as well as continually evaluating NFL personnel, including active players and free agents.

The former offensive lineman played in two games with the New York Jets in 2009 after being signed by the club as an undrafted free agent out of Tulane University. The team captain was a four-year letterman on the Green Wave's football team and an All-Conference USA selection all four seasons. The Thibodaux native graduated with a bachelor's degree in finance and earned a master of accounting degree. He attended E.D. White High School in Thibodaux, where he lettered in both football and track. He was a three-year starter on both the offensive and defensive lines and a two-time first team 3A All-State selection.



## DEREK STAMNOS DIRECTOR OF OPERATIONS

Entering his third season with the Saints and eleventh overall in the National Football League, Director of Operations Derek Stamnos oversees the logistical needs of the football team, including travel.

He joined the Saints after working for the Detroit Lions for five seasons, where he held a wide spectrum of football operations responsibilities during his tenure. First serving as manager of football administration in 2014, Stamnos served as manager of team operations in his final four seasons with the club. Prior to joining the Lions, Stamnos worked in the operations department for the Miami Dolphins from 2011-14.

A graduate of Arizona State University, where he worked both as an undergraduate and for two years following graduation in football operations and recruiting, Stamnos has bachelor's degrees in both Business/Communications and in Business & Interdisciplinary Studies.



## **RYAN POWELL** *PRO SCOUT*

Entering his 15th season as a pro scout and 17th with the Saints, Powell has a wealth of responsibilities that include evaluating free agents from the NFL and other professional leagues, monitoring the waiver wire and advance scouting of opponents. Powell, who also assists in the club's yearly draft preparations, spent his first two years in New Orleans as the team's Combine Scout. In that position, Powell evaluated college players for both the Saints as well as contributing reports to the National Football Scouting Combine.

Previously, Powell served as a Saints training camp intern in 2004. He also worked on the coaching staff at Linfield College, as an assistant on the team that won the 2004 NCAA Division III National Championship. Powell also worked for the Seattle Seahawks for three summers (1998-2000) as a training camp assistant.

A native of Bend, Ore., Powell graduated in political science and history from Linfield in 2002. He had a standout prep career at Mountain View High School, where he earned All-State honors before playing linebacker at Linfield.



## **JUSTIN MATTHEWS** *PRO SCOUT*

Now in his 12th season with the Saints, Justin Matthews has been promoted to Pro Scout after originally joining the team in 2010.

Matthews moves into his current position after serving the past three seasons as the club's pro scouting coordinator and as a player/personnel analyst from 2015-17.

In his current position, he assists Director of Pro Personnel Michael Parenton in monitoring daily league transactions, overseeing free agency, evaluating pro players and the development of advance scouting reports. Matthews is responsible for prepping all special teams advances for upcoming opponents. He also has extensive experience in compiling projects regarding leaguewide statistical trends and assisting Vice President of Football Administration Khai Harley with salary cap management and player and contract analysis the past three seasons in addition to his scouting roles. Prior to joining the player personnel department in 2015, Matthews served as a video assistant for two years, initially starting with the club in their stadium operations department in 2010 as the Manager of Business Operations.

A native of Cherry Hill, New Jersey, Matthews is a graduate of Tulane University with a bachelor's degree in both accounting and finance, and a master's of accountancy.



## **CODY RAGER** *ASSISTANT COLLEGE SCOUTING DIRECTOR*

Cody Rager enters his seventh season with the Saints and first as assistant college scouting director after he was promoted to the role prior to the 2021 season. He spent the previous three years as a national scout after starting his career with the Saints as an area scout.

From 2014-15, Rager served as the University of Tennessee's Director of Recruiting. The Morris, Ala. native spent the previous two seasons (2012-13) in the Miami Dolphins personnel department. Rager served as a scouting assistant in 2012 and was promoted to West Regional scout in 2013. From 2010-12, Rager worked as a Player Personnel assistant at his alma mater, the University of Alabama, where he provided current information, evaluation and highlights for all Crimson Tide prospects. Rager received his Bachelor's degrees in Finance and Economics in 2010 and earned his Master's degree in Sport Management in 2012.



## **MIKE BAUGH** *NATIONAL SCOUT*

Mike Baugh – an experienced member of the Saints player personnel department who is entering his 29th season in the NFL – is in his 19th season as a member of the club's scouting staff and fifth as a national scout. Baugh is in his second stint with the Saints, rejoining the club in 2008 as an area scout after serving as a pro scout with the club from 2000-04.

From 2005-07, Baugh served as the Assistant Director of Player Personnel for the Miami Dolphins. Prior to arriving in Miami, his responsibilities with New Orleans included evaluating free agent prospects, advance scouting of opponents and assisting in yearly draft preparations.

Baugh opened his National Football League career with the Seattle Seahawks, spending eight years with the club in various capacities. He started as a public relations intern in 1992, served as an administrative assistant to head coaches Tom Flores and Dennis Erickson from 1993-96 and moved to the player personnel department in 1997, where he was a scouting assistant. In 1998, Baugh was named manager of football administration for Seattle, and in 1999, his final year with the club, was promoted to assistant director of pro scouting.

Baugh graduated from Central Washington University with a bachelor's degree in business administration.



## **TERRY WOODEN** *NATIONAL SCOUT*

Bringing the perspective of a ten-year NFL playing career and the last 18 years evaluating college players, Terry Wooden enters his 15th year with the Saints and sixth as a national scout. For his first nine years with the club he served as an area scout where his responsibilities included evaluating the prospects from the colleges located in the Western region of

the country. Wooden joined the Saints in 2007 after serving as a college scout for the Buffalo Bills from 2003-2006.

Wooden was selected in the second round (29th overall) by Seattle in the 1990 NFL Draft and played for the Seahawks through 1996. After departing Seattle, he had stints with the Kansas City Chiefs (1997) and the Oakland Raiders (1998). He posted career totals of 700 tackles, 10 sacks, seven interceptions, 34 passes defensed and 12 fumble recoveries. While with the Seahawks he was voted by his teammates as the club's 1992 Ed Block Courage Award winner, presented to the player who best exemplifies the principles of courage and sportsmanship.

During his college career at Syracuse University, Wooden was a four-year starter and selected to the All-East Coast Athletic Conference first-team three times. He graduated in 1990 with a bachelor's degree in sociology. Following his career, Wooden was voted to the Syracuse All-Century Team.

Terry's younger brother, JoJo Wooden, is the director of player personnel for the Los Angeles Chargers.



## **SCOTT CAMPBELL** *SENIOR COLLEGE SCOUTING ANALYST*

Scott Campbell joined the Saints in 2018 as an area scout and now enters his first season as the team's senior college scouting analyst. He is entering his 35th NFL season and came to New Orleans after spending 17 years with Washington.

Prior to serving as serving as Senior Personnel Executive for Washington in 2017, Campbell served as the team's Director of College Scouting, a position in which he oversaw the team's college scouting department and set the team's draft board for the team's 2017 draft class and played an integral role in identifying and selecting a number of impact contributors.

Campbell originally joined Washington in 2001 as Director of College Scouting, overseeing the area scouts and assisting with the club's draft operations before heading up the scouting of pro personnel for the next four seasons. He returned in 2006 to take charge of the college scouting department, where he spent two seasons

before being promoted to Director of Player Personnel. In 2015, he transitioned back to Director of College Scouting. Previously, Campbell spent the 2000 season in Chicago as Director of Pro Personnel, after three seasons in Kansas City, serving as a southeast area scout (1997-99).

Campbell began his NFL career with the Atlanta Falcons in 1987, serving as an assistant to his late father, Head Coach Marion Campbell - who also served as the defensive coordinator for the NFC Champion Philadelphia Eagles in 1980. He spent three years as the administrative assistant to the coaching staff, helping coordinate training camp, scouting, quality control and additional football logistics. In 1990, he moved over to Atlanta's personnel department fulltime for a seven-season run as an area scout. Campbell earned his bachelor's degree in education from the University of Georgia in 1984, where he played on the offensive line for three SEC Championship squads, including the 1980 National Championship team. He went on to earn a master's degree in education from Auburn University in 1986, while working with the Tigers' coaching staff as a graduate assistant from 1985-86.



## JON SANDUSKY

### AREA SCOUT

Jon Sandusky, a veteran of 20 seasons in player personnel, enters his seventh season with the Saints as an area scout. Prior to coming to New Orleans, he spent five seasons with the Cleveland Browns, four as director of player personnel and one as a player personnel associate. He joined the Browns in 2010, after serving

nine years in the player personnel department of the Philadelphia Eagles. He joined the Eagles in 2001 as an intern, served as pro scout from 2002-07 and was promoted to director of pro personnel in 2008. Before joining the Eagles, Sandusky was a coaching intern in 2000 at Penn State.

A native of State College, Pa., Sandusky played safety for Penn State from 1996-99 and earned an exercise science degree. He was a member of the Big Ten's all-academic squad from 1998-99 and received the Frank Patrick Commitment Award in 1998 for his dedication, academics and conditioning.



## CASEY TALLEY

### AREA SCOUT

Casey Talley enters his sixth season as an area scout and his tenth year as a member of the Saints player personnel staff.

Prior to his promotion in 2016, Talley worked for two years as the club's combine scout. From 2012-13, he



served as a player personnel assistant. In his role, he assisted the team's player personnel department in various areas, including evaluating both college and professional players, advance scouting of upcoming opponents, in-season tryouts and attending college pro days.

Talley graduated from the University of Oklahoma in 2011 with a bachelor's degree in business administration.



**JOEY VITT, JR.**  
**AREA SCOUT**

Joey Vitt is in his 13th season with the New Orleans Saints personnel department, for whom he's served a number of roles and his seventh as an area scout. He first joined the club in 2009 as a scouting assistant and served as a combine scout from 2012-14. Vitt was on born March 3, 1980 in Towson, Maryland and majored in sports management at Towson. He is the son of longtime NFL coach Joe Vitt, who served as assistant head coach/linebackers with the Saints from 2006-16.



**MIKE DIJULIO**  
**AREA SCOUT**

Mike DiJulio, a nine-year veteran of player personnel, enters his fourth season with New Orleans in 2021. It will be his third year as an area scout after serving as a combine scout in 2018.

From 2014-16, DiJulio served as general manager of football operations for the Arena Football League's Orlando Predators, a time when the Predators qualified for the playoffs all three seasons, captured two division titles and advanced to the conference championship once. DiJulio also previously served as the director of player personnel of the Portland Thunder (2013-14) and as the director of communications/player personnel assistant of the Utah Blaze (2011-13)

DiJulio began his career in football as a research assistant for Scouting Services Inc. from 2009-11. He graduated from Washington State University with a bachelor's degree in social sciences.



## PAUL ZIMMER AREA SCOUT

Paul Zimmer enters his 15th season with the Saints. He moves into the full-time college scouting position after spending eight seasons as the club's college scouting coordinator, having also added area scouting responsibilities seven years ago. In that position, he was responsible for maintaining the day-to-day operations of the club's college scouting department and its scouting staff, as well as processing and organizing information on draft-eligible players. In addition to these duties, in 2017 he took over as the area scout for colleges in Louisiana, Mississippi, Arkansas, and Missouri. For the previous three years he served as the area scout for South Dakota, North Dakota, Minnesota, Montana, Iowa, and Nebraska.

The Sioux Falls, S.D. native served as a video assistant from 2010-13, where his primary duties were filming all games and practices, organizing weekly game film from other teams and creating specialized cutups for the coaching staff. He first joined the club as a ticket and suite sales account executive in 2007.

Zimmer played rugby at Northwest Missouri State and graduated in 2007 with a bachelor's degree in marketing.



## C.J. LEAK AREA SCOUT

C.J. Leak returns to New Orleans in 2021 to serve as an area scout, his third season overall with the club and 14th on an NFL player personnel staff.

Leak returns to New Orleans after serving as the team's combine scout from 2016-17. From 2018-20, he served as assistant director of pro personnel of the Houston Texans, with Houston capturing two straight AFC South division titles from 2018-19.

Prior to his first stint with the New Orleans, Leak spent eight seasons (2008-15) with the Buffalo Bills personnel department, including three as an area scout. He received his start with the Bills as a pro personnel assistant and then worked three years as the team's BLESTO scouting representative. Leak spent three seasons (2005-08) as a defensive graduate assistant/recruiting quality control coach at the University of Florida under Head Coach Urban Meyer, where he helped the Gators capture two BCS National Championships (2006 and 2008).

Before joining the NFL front office ranks, Leak spent a portion of 2006 on the Bills' practice squad and spent the 2007 preseason with the Tampa Bay Buccaneers. As a collegiate athlete, he spent two years at Wake Forest before transferring to the University of Tennessee to finish out his playing career. Leak graduated from

Tennessee in 2004 with a bachelor's degree in sociology.

Leak's father, Curtis, was drafted by the Green Bay Packers in 1976 and spent four years in the National Football League with Green Bay, Pittsburgh, Tampa Bay and the Los Angeles Rams. Leak's younger brother, Chris was the quarterback for the 2006 National Champion Gators and coached Florida's wide receivers in 2014.




## MATT PHILLIPS COMBINE SCOUT

Matt Phillips enters his third season as the club's combine scout, and in his position works for the Saints and the National Scouting Combine. Phillips' reports on college prospects are shared with other teams that are members of the service.

Prior to being promoted, Phillips served as a scouting assistant with the Saints for two seasons. In his role, he assisted the team's player personnel department in various areas, including evaluating college and professional players, advance scouting of upcoming opponents, in-season tryouts and attending college pro days.

Phillips graduated from Ohio University in 2017 with a bachelor's degree in sports management and a minor in business administration. As an undergraduate he served as a football recruiting assistant. The Chicago native also served in summer athletic department internships at Northwestern University in 2014 and 2015.



## WILL MARTINEZ SCOUTING COORDINATOR

Will Martinez is in his first season as scouting coordinator for the New Orleans Saints after serving as a scouting assistant since 2019.

Prior to joining the Saints, Martinez served as a recruiting assistant at the University of Georgia in 2018, where he identified, evaluated and marketed football recruits within the Bulldogs coaching staff members assigned regions in positions, while directly assisting in the program's recruiting operations for travel, official/unofficial visit itineraries, summer camps and film. He also managed a staff of student assistants in the Georgia recurring department.

Martinez received his bachelor's degree in business administration from the University of Tennessee in 2018, where he was a wide receiver for the Volunteers' 2015 and 2016 bowl teams and served as a student assistant in 2017, working with the defensive and special teams coaches.



## RYAN HERMAN

### FOOTBALL RESEARCH & STRATEGY

Ryan Herman enters his fifth season in the Saints player personnel department and his 14th in the NFL overall.

From 2010-2016, Herman fulfilled several roles for the Miami Dolphins and served as the club's director of football administration beginning in 2014. While attending Cornell University's School of Industrial and Labor Relations,

Herman served as an intern in the labor law department of Proskauer Rose, L.L.P., where he provided litigation support to numerous Major League Baseball clubs during player salary arbitration hearings. Upon graduating from Cornell in 2004, he enrolled at Hofstra University School of Law, where he focused on labor and employment law and served as a law clerk for the NFL Management Council from 2006-2007. Prior to joining the Dolphins, Herman was an attorney with Solferino & Solferino, L.L.P., and practiced commercial litigation in Mineola, New York.

Herman was born and raised in Northport, N.Y. He received a B.S. in Industrial and Labor Relations from Cornell, and earned his J.D. from Hofstra in 2007. He became a member of the New York State Bar in 2008.



## FRED MCAFEE

### VICE PRESIDENT/PLAYER ENGAGEMENT

Fred McAfee begins his 15th year in a player development role, after playing ten seasons with the club as part of a 15-year playing career. With a wide-range of responsibilities centered around helping players and their families improve their quality of life as well as invest in their futures, McAfee was promoted to Vice President/Player

Engagement this past spring.

As part of the team's commitment encouraging the lifelong wellness for its players, McAfee has developed programs over the past 14 years as the team's director of player development that allow players to develop off-the-field during and beyond their National Football League careers. Responsible for the team's off-field training and educating players through club and league initiatives, he also organizes continuing college education opportunities, internships, life skills training seminars, financial education classes and family assistance. Along with his daily one-on-one contact with veteran players, McAfee also runs the Saints rookie transition program, serving as an introduction into life in the NFL, aiding them in learning how to manage the increased stress and responsibility, while assisting them through their integration into the team, creating a better understanding of what it takes and means to be a successful player, both on and off the field.

The transition to the front office has been smooth for McAfee, who was known as a positive influence in the locker room during his time in the league. He played in 194

# FOOTBALL OPERATIONS

games in his career, including 122 contests in two stints with New Orleans. Picked by the Saints in the sixth round of the 1991 NFL Draft out of Mississippi College, he played for three of the club's division champion teams and has been affiliated with the team for all nine, including the 2009 Super Bowl XLIV Championship campaign.

McAfee first played for the Saints from 1991-1993, leading New Orleans in rushing as a rookie with a career-high 494 yards. That season the Saints won their first NFC West division title. Following a seven-game stint with the Arizona Cardinals in 1994, he was signed by the Pittsburgh Steelers later that season. He stayed with the Steelers until 1998, and served as their special teams captain for two years. McAfee rejoined the Saints in 2000 following a brief stint in Tampa Bay and was voted to the Pro Bowl in 2002 for his stellar special teams play. His final game in New Orleans was the 2006 regular season finale vs. the Carolina Panthers, and one of the final carries of McAfee's career was a six-yard burst for a touchdown in the third quarter.

McAfee played at Mississippi College from 1987-90 and is the school's all-time leader in rushing (4,416), rushing touchdowns (38) and all-purpose yards (6,230). He graduated with a bachelor's degree in mass communications in 1991 and was inducted into the school's Athletic Hall of Fame in 2002, the Division II College Football Hall of Fame in 2011 and into the Mississippi Sports Hall of Fame in 2015. In 2007, he completed the NFL Managers Program at Stanford University's Executive Education Graduate School of Business. He has also completed his Athlete Development Professional Certification at the Wharton School of Business.

## FOOTBALL OPERATIONS




**DEBBIE  
GALLAGHER**  
Executive Assistant  
to the EVP/GM



**DANNY  
LAWLESS**  
Director of Security



**BEN  
AUTIN**  
Football IT



**ISAIAH  
MICKLIN**  
Scouting Assistant



**HARRY  
PIPER**  
Scouting Assistant



**TOSAN  
EYETSEMITAN**  
Football Administration  
Associate

OWNER

FOOTBALL

ADMINISTRATION

RECORDS

HISTORY





## DOUG MILLER

### EXECUTIVE DIRECTOR OF FOOTBALL COMMUNICATIONS

Douglas Miller enters his 30th season in the National Football League and his 15th campaign with the Saints. He is responsible for the day-to-day communications efforts of the Saints and the team's public relations efforts. Miller joined the Saints in 2006 after 15 seasons with the New York Jets, where he served in a variety of roles in the team's public relations efforts, including his last four as director of public relations. He began his career in 1991 as an intern in the Jets' department before being hired full-time. Miller's worked 13 Super Bowls and numerous AFC Championship games and has served on a variety of committees and working with the Super Bowl and NBA All-Star game committees.

Miller's originally from Pittsburgh, Pa. and first served as a student assistant in the Sports Information Department at the University of Pittsburgh as an undergraduate in the late 1980's. He completed his Bachelor of Arts from the State University of New York. Miller is married to Carolyn and the couple has two children, Tyler and Lauren, and reside on the Northshore.

## COMMUNICATIONS/PHOTOGRAPHY/ALUMNI STAFF



**MICHAEL C. HEBERT**

Director of Photography



**JUSTIN MACIONE**

Director of Football Communications/  
Publications Director



**EVAN MEYERS**

Football Comm./ Legends & Alumni Manager



**DAVIS FRIEND**

Football Communications Associate



**SAM SHANNON**

Corporate Communications Manager



**DAN SIMMONS**

Alumni/Legends Development Coordinator



## DAVE DESPOSITO

### VIDEO DIRECTOR

Dave Desposito, who oversees the filming of all games and practices and edits the video on a daily basis for the coaches, scouts and front office personnel, enters his 20th season with the Saints as video director.

Desposito's responsibilities include breaking down the opponent's weekly game video and keeping a detailed archive for the coaching staff. Under his supervision, the Saints have also installed a state-of-the-art, digital editing system networked throughout the building via computer, accessible by the coaching and player personnel staff. Desposito also oversaw the club's upgrade to HD technology and is responsible for the "Thunder Cloud" tablet downloads of video for players, coaches and road scouts.

It's time-consuming work that involves late nights and tight deadlines, and the game film that Desposito and his staff generates – as well as that of every NFL team – is uploaded to a network that all 32 teams have access to.

Desposito came to New Orleans after serving as assistant video director from 1998-2001 for the Jacksonville Jaguars. He worked from 1993-97 for the New York Giants as an intern, coach's show assistant and video assistant.

A native of Little Ferry, N.J., Desposito graduated from William Paterson University with a degree in communications.

## VIDEO STAFF



**JOE  
ALLEY**  
Assistant Video  
Director



**TIM  
YOUNGBLOOD**  
Video Assistant



**CHRIS  
McNEICE**  
Video Assistant



## **BEN STOLLBERG** *DIRECTOR OF SPORTS MEDICINE*

Ben Stollberg is in his eighth season with the New Orleans Saints and first as Director of Sports Medicine after serving as Assistant Head Athletic Trainer the past two years.

Prior to joining the Saints, Stollberg served as an assistant athletic trainer at Mississippi State University from 2011-14. He worked with the Bulldogs football and women's tennis programs. In 2014, Stollberg received the Southeast Athletic Trainers Association's Backbone Award, which recognizes the region's outstanding assistant athletic trainer.

Stollberg studied at Louisiana State University and received a master's degree in kinesiology in 2011. He served as a graduate assistant at LSU from 2009-11, working with the football and men's & women's track & field/cross country programs. He graduated from Marquette University in 2009 with a bachelor of health sciences degree in athletic training.

Stollberg is a member of the National Athletic Trainers Association (NATA) and the Professional Football Athletic Trainers Society. Stollberg is certified in Active Release Techniques and is a certified Performance Enhancement Specialist through the National Academy of Sports Medicine (NASM).



## **SHONE GIPSON** *HEAD ATHLETIC TRAINER*

Shone Gipson, a 19-year National Football League veteran, enters his second season as the Saints' Head Athletic Trainer.

Prior to coming to New Orleans in 2020, Gipson served the majority of his NFL athletic training career with the Buffalo Bills and Cleveland Browns. He served as head athletic trainer of the Bills from 2015-17, promoted after 12 seasons as assistant athletic trainer. He served as an assistant athletic trainer with the Browns from 2018-19.

Following graduation from the University of Houston in 1999, where he served as a student trainer, while receiving a bachelor's degree in kinesiology/athletic training emphasis, Gipson began his career as a graduate assistant athletic trainer at Stephen F. Austin (1999-2001) and a summer training camp training intern with the New York Giants (2000), receiving a master of education in secondary education/athletic training emphasis. Gipson served as a season-long assistant athletic training intern with the Bills from 2002-03, before joining Texas A&M as an assistant athletic trainer for men's basketball and golf from 2003-04, before returning to Buffalo (2004). He received his first NFL athletic training experience with an internship with Washington in 1998.



## **JONATHAN GRESS** *DIRECTOR OF REHABILITATION*

Jonathan Gress came to the New Orleans Saints in 2018 as an assistant athletic trainer after serving as assistant athletic trainer/physical therapist with the Miami Dolphins from 2014-17. In 2019, was promoted to director of rehabilitation, where he supervises the rehabilitation of injured players.

Prior to joining the Dolphins, Gress spent four years (2010-14) at the University of Arizona as an assistant athletic trainer/physical therapist. The Norman Ok. native received his master's degree in physical therapy from Oklahoma University in 2008 and an additional master's degree in athletic training at Texas Tech in 2010.



## **KEVIN MANGUM** *ASSISTANT ATHLETIC TRAINER*


Among the club's longest-tenured employees, Assistant Athletic trainer Kevin Mangum works in conjunction with the other members of the training staff to maintain the overall health and welfare of the team while also treating and rehabilitating injured players.

A native of Tylertown, Miss., Mangum has collected a lengthy list of honors as he enters his 41st season with the Saints, including being inducted into the Louisiana Athletic Trainers Association Hall of Fame in 2008.

His contributions have helped the athletic training staff earn several awards, including the 2007 Southeastern Athletic Trainers' Association (SEATA) Professional Athletic Trainers Award, the Fain Cain Memorial Award in 2006 and the NFL Athletic Training Staff of the Year in 1986 and 2006. Mangum received the Southeast Athletic Trainers Association's 1991 Backbone Award, which recognizes the region's outstanding assistant athletic trainer. In 2015, he was the NFC recipient of the Tim Davey Assistant Athletic Trainer Award, as voted on by his NFL peers with the Professional Football Athletic Trainers Society.

Mangum was a student athletic trainer for two years at Southwest Mississippi Junior College and two more at the University of Southern Mississippi before joining the Saints in 1981. He received a bachelor's degree in athletic administration with a specialization in athletic training from USM in 1981, and an advanced degree in physical education from the University of New Orleans in 1988.

Mangum is a member of both the Southwest Mississippi Junior College and University of Southern Mississippi Sports Hall of Fames.



## ERIK ARVE ASSISTANT ATHLETIC TRAINER

Erik Arve is in his second season with the Saints and was named one of the club's assistant athletic after serving as a seasonal trainer for the 2020 season. Prior to joining the Saints, Arve worked at North Carolina State for one season. Arve worked with the Wolfpack football and baseball programs. In addition to extensive athletic training

experience, the Raleigh native also has experience in strength and conditioning with North Carolina State, the University of Missouri, Baylor University and the University of Tulsa. Stollberg studied at Oklahoma State University and received a master's degree in athletic training in 2020, a period when he received experience in strength and conditioning, athletic training and physical therapy. He graduated from North Carolina State University in 2011 with a bachelor of science degree in biological sciences. He also has a doctorate of physical therapy from Southwest Baptist University in Bolivar, Mo.



## BOBBY FEEDBACK ASSISTANT ATHLETIC TRAINER

Bobby Feedback joined the Saints as an assistant athletic trainer in 2021. In his role, Feedback assists Director of Sports Medicine Ben Stollberg, Head Athletic Trainer Shone Gipson and the rest of the sports medicine staff in matters pertaining to the supervision and/or administration of prevention, treatment and rehabilitation of all athletes.

Prior to coming to New Orleans, Feedback served in the same capacity for the University of Alabama Football program from 2018-21. He gained NFL experience as a season intern with the Dallas Cowboys from 2014-16. Feedback earned his bachelor's degree in athletic training from Eastern Kentucky University in 2014 and went on to earn a master's degree in health studies from Alabama in 2018.



## JAMIE MEEKS DIRECTOR OF SPORTS NUTRITION

Jamie Meeks, the club's Director of Sports Nutrition since 2015, is a Registered Dietitian (RD) and a Board Certified Specialist in Sports Dietetics (CSSD). Jamie graduated from Louisiana State University in 2009 with a Bachelor's Degree in Nutritional Science (Dietetics). After graduation, she moved to Little Rock, Arkansas, to complete her Dietetic Internship at the University of Arkansas for Medical Sciences. After completing



her internship and receiving her dietetics license, Jamie returned to LSU and earned her Master's in 2011 in Kinesiology with a concentration in Exercise Physiology.

Meeks was an LSU Cheerleader, with the three-time team captain cheering for some of their greatest sport teams, including the 2007 National Championship Football team, the 2006 SEC Champions and Final Four Men's Basketball team, and the 2007 Final Four Women's Basketball team. Meeks also competed for LSU as a member of LSU Cheerleading's nationals team, which faces off against the most elite collegiate cheerleading teams in the nation every year at UCA College Nationals in Orlando, Florida.

After completing her education, Jamie became the Director of Sports Nutrition for LSU Athletics and was the first full-time dietitian on staff in the program's history. At LSU, Jamie developed the sports nutrition program, which functions both to attend to the athletes' dietary needs as well as educate them on proper nutrition and fueling strategies for optimal performance. Jamie played a key role in establishing the Athletic Fueling Stations and the initial planning for a multi-million dollar athletic dining facility. Aside from building the program, Jamie also created the Undergraduate Sports Nutrition Internship, which for the first time gave LSU's dietetic undergraduates an opportunity to gain hands-on nutrition experience working with elite athletes.

With the Saints, Meeks helps the players maintain their nutrition and implement optimal strategies for fueling, hydrating, and supplementing their diets so that they're achieving peak performance both in their training and on the field. She provides medical nutritional therapy and works closely with the athletic trainers, strength coaches, and team doctors in counseling the team and individual players.

Meeks is a member of the Academy of Nutrition and Dietetics, Louisiana Dietetic Association, Collegiate and Professional Sports Dietitians Association, and the Sports Cardiovascular and Wellness Nutrition dietetic practice group.

## MEDICAL STAFF



**DR. JOHN  
AMOSS**  
Team Physician



**DR. KARIM  
MAIJER**  
Team Orthopedist



**DR. W. STEPHEN  
CHOATE**  
Team Physician



## JOHN BAUMGARTNER HEAD EQUIPMENT MANAGER

Baumgartner enters his 19th season with organization, seventh as head equipment manager. In this role, he is responsible for the endless list of details that goes into filling the team's needs, including the purchase, upkeep and repair off all equipment and uniforms for players and

coaches, the transportation of that equipment for road trips and training camp as well as the daily practice field arrangement.

He began his NFL career working in the equipment room for the Saints in 2003. In 2008 he was promoted to assistant equipment manager. He also served as head equipment manager of the club's Arena Football League entry, the New Orleans VooDoo in 2007, assisting in the club's equipment department from 2004-05.


In both 2005 and 2020, Baumgartner has been a part of a Saints equipment staff that was selected in a vote by their peers for the Whitey Zimmerman Memorial Award, annually given to the National Football League equipment staff that exceeds the usual demands of the position. These awards were based on how the equipment staff overcame extraordinary challenges in the forced evacuation from New Orleans because of Hurricane Katrina in 2005 and with COVID-19 in 2020.

The son of former Saints defensive lineman Steve Baumgartner, John Baumgartner attended the University of Southern Mississippi, where he played on the offensive line from 2000-02. The Covington native graduated with a bachelor's degree in sports administration in 2004.

## EQUIPMENT STAFF



**COREY  
GAUDET**  
Assistant  
Equipment Manager



**JOEL  
GASTRIGHT**  
Equipment  
Assistant



**RICHARD  
KILLIAN**  
Equipment  
Assistant

# ADMINISTRATION





## GREG BENSEL

### SENIOR VP OF COMMUNICATIONS AND BROADCASTING

With responsibilities that include serving as the team's official spokesman, overseeing all internal and external communications and being the primary liaison between the club and national and local media, Senior Vice President of Communications Greg Bense enters his

25th season with the Saints. In addition to overseeing all communications efforts for the Saints, Bense serves in the same role for the New Orleans Pelicans NBA franchise and manages the communications efforts and provides strategic counsel for Gayle Benson's community giving and business enterprises, including her local automotive dealerships, numerous real estate holdings, Benson Capital Partners and Faubourg Brewing Co.

Bense also oversees and manages GMB Racing – the horse racing operation for Benson, a multi-million dollar horse business which she started in 2014. Three of GMB Racing's horses – Tom's Ready, Mo Tom and Lone Sailor, have competed in the Kentucky Derby. GMB Racing currently has nearly 25 horses in the racing stable that include veteran five-year olds as well as up and coming yearlings. In addition, Bense works with the staff at Benson Farm in Paris, Ky., managing and planning breedings for the current Benson Farm broodmare band.

Bense was promoted to vice president in 2006 after serving for nine seasons as director of media & public relations. In addition to supervising the staffs for both the Saints and Pelicans, his duties planning the long-range public relations initiatives for both clubs.

Bense has also worked on the NFL public relations staffs for three Super Bowls.

Prior to joining the Saints, Bense was director of media relations for the Super Bowl XXXI Host Committee and the Greater New Orleans Sports Foundation. He has also served on the media committee for the NCAA Men's Final Four, the SEC Men's Basketball Tournament and the Sugar Bowl.

A New Orleans native who graduated from Jesuit High School and Tulane University, Bense started his professional sports career as a media relations administrator for the PGA of America, where he served on the public relations staffs for the 1991 PGA Championship, the 1991 Senior PGA Championship and the 1991 Ryder Cup.





## **BEN HALES**

### **SENIOR VICE PRESIDENT/ CHIEF OPERATING OFFICER**

Ben Hales was named Senior Vice President and Chief Operating Officer for the New Orleans Saints and New Orleans Pelicans in August, 2017 and oversees business operations, marketing and community initiatives for both

teams, as well as other business ventures for Gayle Benson. Hales, who enters his 22nd season with the Saints and tenth with the Pelicans, previously spent seven seasons as the Saints' Vice President of Marketing and Business Development.

On a daily basis, Hales directs the Saints' and Pelicans' marketing and creative efforts, as well as community initiatives and game and event presentation. He is also intricately involved in both clubs' critical planning of short-term and long-range marketing and operations efforts. Hales' duties also entail the playing facility operations at the Caesars Superdome and Smoothie King Center, broadcasting partnerships, promotions, advertising, special events and youth programs.

During the 2012-13 NBA season, the Hornets franchise announced that they would re-brand following the season and become the New Orleans Pelicans. Hales was instrumental in the re-branding efforts from start to finish, helping to first conceptualize the look to represent the Pelicans namesake and leading the planning for the official announcement in January, 2013.

Hales has played a significant role in the negotiations and finalization for two groundbreaking naming rights deals for the Saints' iconic stadium, most recently a 20-year deal with Caesars Entertainment in 2021. Throughout his tenure, he has helped create and implement a variety of innovative opportunities for both local and national partners to build relationships with the club, including groundbreaking naming rights agreements and the development of Patron Saints Partners, a premium sponsorship program. Under his direction the club added a sponsorship and fulfillment department, to ensure corporate partners receive the highest level of service.

The Saints have increased the number and variety of television and radio programs after Hales assumed the role of the club's primary programming negotiator. In addition to three weekly in-season television programs, the Saints now produce numerous specials that have aired on different local television stations and on the team's digital media platforms throughout each season.

Hales joined the Saints in 2000 as a corporate sales account executive. In 2001, he was promoted to corporate sales and broadcasting manager before becoming a director the following year and assuming the responsibilities of business and marketing operations.

Prior to joining the Saints, Hales worked in television advertising in New Orleans. In addition to his community efforts on behalf of the team, Hales is a member of the New Orleans City Park Board of Commissioners and the People's Health Champions



## ADMINISTRATION

Selection Committee while also serving on the Super Bowl Bid Executive Committee and the NCAA Final Four Committee. Hales has also recently served on the Super Bowl XLVII Host Committee Executive Committee and NBA All-Star Host Committee.

In 2013, Hales was honored as a Young Leadership Council (YLC) Role Model and was named as one of The Gambit's 40 under 40 in 2012.

A New Orleans native and longtime Saints terrace and plaza level season ticket holder before joining the club, Hales earned a degree in English from the University of Mississippi in 1996.



### ED LANG

**SENIOR VICE PRESIDENT/  
CHIEF FINANCIAL OFFICER**

Ed Lang was named Senior Vice President/Chief Financial Officer for the New Orleans Saints and New Orleans Pelicans in June, 2012.

Having completed his ninth year with the Saints and in the midst of his tenth with the Pelicans, Lang maintains the financial operations for both clubs, is the principal liaison with all vendors that service them and also oversees several administrative and operations departments. He supervises the business analytics, human resources, information technology and facilities and grounds departments for both clubs. Lang also has served as the primary contact for the NBA in related matters to his responsibilities since first being named CFO of the Pelicans franchise in 2011.

The Cincinnati native came to New Orleans following 13 years with the NHL's Nashville Predators in several different leadership capacities. For his last three years with the club he served as the team's President of Business Operations after the successful sale of the team to a new ownership group. Lang, who was with the franchise at its inception, began as the organization's Vice President/CFO and was named Executive Vice President of Finance and Administration/CFO in 2005.

Instrumental in assisting the club's founder Craig Leipold in securing the expansion franchise that became the Predators in 1997, Lang was one of the club's first employees, playing an important role in creating the organization's structure and establishing its business operations. He was in charge of all aspects of the Predators operations outside of hockey, including Bridgestone Arena operations and development of the club's long-term plans and goals. He was responsible for the franchise's business operations, which included ticket operations and sales, sponsorship sales, broadcasting, marketing, communications and development, administration and finances.

Prior to joining the Predators, Lang worked for S.C. Johnson and Son in Racine, Wisc. for 12 years. He served in a variety of business and financial capacities, including venture manager for the office of the chairman, financial support manager, North America professional markets; and financial project manager, corporate financial analysis.

OWNER

FOOTBALL

ADMINISTRATION

RECORDS

HISTORY

In March, 2006, Lang was elected to the board of directors for Johnson Outdoors, a leading global outdoor recreation company. The company designs, manufactures and markets a portfolio of winning, consumer-preferred brands across four categories: watercraft, marine electronics, diving and outdoor equipment.

After moving to Nashville in 1997, Lang became very active in the Middle Tennessee community. He served as Chairman of Nashville's Adventure Science Center in 2008-10, and as a member on numerous boards, including the Nashville Convention and Visitors Bureau, the Nashville Downtown Partnership, Make-A-Wish Foundation of Middle Tennessee and the Nashville Predators Foundation. In 2011, Lang was appointed to the Loyola University New Orleans School of Business Visiting Committee. He was also appointed to the Southeast Louisiana Boy Scouts of America board in 2015.

A 1985 Indiana University graduate with a B.S. in finance, Lang received his MBA from Marquette University in 1992. He is an outdoor enthusiast and has competed in numerous triathlons, marathons and cycling events. He also enjoys skiing and mountain climbing.



## VICKY NEUMEYER

### SENIOR VICE PRESIDENT/ GENERAL COUNSEL

Vicky Neumeyer was named Senior Vice President/General Counsel of the New Orleans Pelicans, in addition to serving in the same position for the New Orleans Saints, in June, 2012, overseeing all legal aspects of

both teams.

Providing comprehensive legal consultation and services to the two clubs' executive staff and assuring compliance in all of the organizations' business endeavors, Neumeyer has been a key member of the Saints front office since joining the club in 2000 and was promoted to vice president/general counsel in 2006.

Her responsibilities include drafting key documents - including leases, sponsorship agreements and broadcast contracts - identifying and analyzing legal issues and presenting comprehensive recommendations. In 2021, Neumeyer took on added duties as the team's Infection Control Officer, with the club's priority being to keep players, coaches, staff and fans safe through the COVID-19 pandemic.

A member of the Louisiana and federal bar associations, prior to joining the Saints, Neumeyer spent over five years as an in-house corporate litigation attorney for Exxon. Previously she served as a judicial clerk for the Supreme Court of Louisiana and was in private practice as a consultant to major corporate clients and law firms.

Neumeyer possesses extensive experience in Sports Law, including antitrust, labor and organizational matters. She also has a comprehensive background in CAD engineering, software development firm drafting, negotiating contracts worldwide,

copyrighting and in handling legal business issues.

In 2004, Neumeyer was selected by the Saints to attend the Stanford Business School's Executive Education NFL-Stanford Program for Managers, an educational program and honor known league-wide as an important training ground for promising executives. She has also been invited to speak at several venues, including Harvard Law School, The Sports Lawyer's Association annual conferences, American Bar Association programs, Tulane Law School, and Loyola University New Orleans Law School. She sits on the boards of The NOCCA Institute, the INFINITY Science Center, the Arizona State University Sports Law Program as well as the Sports Lawyers' Association, and is actively involved with the Girl Scouts of Southeast Louisiana.

After completing her undergraduate work Summa Cum Laude at the University of Wisconsin, Neumeyer earned a Master of Science Degree in Audiology at the school. She graduated with honors from Loyola University New Orleans Law School and attained a Master of Law with Distinction with a dual emphasis in Intellectual Property Law and Sports Law from Tulane School of Law.



**MICHAEL STANFIELD**  
**SENIOR VICE PRESIDENT  
OF SALES**

As Senior Vice President of Sales of the New Orleans Saints and New Orleans Pelicans, Michael Stanfield is a key member of the front office for both clubs. The long-time sports administrative executive is responsible for overseeing the entire consumer and corporate sales efforts for both the New Orleans Saints and New Orleans Pelicans, the two revenue-generating facets of both organizations.

Entering his 22nd season with the Saints and tenth with the Pelicans, Stanfield is responsible for all of both clubs' sales efforts – directing the sale of season tickets, group tickets, floor seats and corporate partnerships, developing sales executives to the next level in their field, supervising the lease of the Caesars Superdome and Smoothie King Center luxury suites, managing food and beverage on gamedays for both teams, overseeing a vast merchandising business for both teams flanked by a Saints and Pelicans team store, as well as maintaining the clubs' high standards of customer service and retention.

Since taking over leadership of the Pelicans' ticket sales and merchandising efforts, the organization has seen an increase in season-ticket sales and merchandise sales that were the second-biggest growth in the NBA.

Under his direction, the Saints have surpassed the majority of the club's ticket sales milestones, including selling out on a season-ticket basis for the first time in 2006 – a feat that has reached 15-straight seasons. In addition the club has leased every Caesars Superdome suite since the beginning of the 2008 campaign. In 2021, 12

field level suites, already sold by Stanfield's staff, will make their debut. Saints official merchandise has grown annually into one of the NFL's top sellers. Stanfield also supervises the ticket, suite sales and box office personnel on a daily basis, in addition to serving as the food and beverage service liaison.

Since Stanfield's arrival in 2000, the Saints have sold out every contest in New Orleans but one. Prior to the 2006 season, an innovative season-ticket marketing program fueled the rise of filling the stadium on a season-ticket basis. Fans on all economic levels were reached in an effort to retain existing accounts while cultivating new ones, and those efforts built a waiting list that has continued to grow for season tickets for the first time in franchise history.

Stanfield has also helped oversee the institution of a direct mail and email database to generate ticket sales and excitement surrounding the club and initiated other creative promotional campaigns by using the club's expanding digital/social media platforms. The Saints were ranked number one by the National Football League in Overall Gameday Satisfaction in 2018 and 2019 in a survey conducted by the NFL's League Observation Program and third party Expert Review Audits of all 32 clubs in an eight-category review. In 2020, Stanfield empowered his staff to respond to the challenges of providing the safest and most pleasurable fan experience possible during the COVID-19 pandemic. In the annual league audit, the Saints were ranked first in the NFL in safety, security and mobile ticketing based on successful adjustments. In 2017, the Pelicans were ranked first in the NBA in season ticket holder satisfaction in a league-commissioned survey.

At the same time as making fan experience a top priority, Stanfield's also been deeply involved in the extension and expansion of the already sizable corporate sponsorship base for both clubs, providing platforms for companies across the Gulf South and beyond to use the Saints to further their own business objectives. In recent years, Stanfield has directed the extension of long-term agreements with numerous valued partners like Caesars Entertainment, Cox Communications, Entergy and Verizon, as well as the expansion of the Ochsner Health System partnership to include naming rights for the Ochsner Sports Performance Center. In July, Stanfield and his staff finalized a ground-breaking 20-year naming rights deal for the Saints' iconic stadium with Caesars Entertainment.

A graduate of St. Leo (Fla.) University, Stanfield started his career in sports, serving as the assistant general manager of the Clinton (Iowa), Class A baseball team in 1988 and had attained impressive sales results in sports prior to joining the Saints in 2000. In 2007, Stanfield completed Stanford Business School's Executive Education NFL-Stanford Program for Managers, an educational program and honor known league-wide as an important training ground for promising executives.

Stanfield is on the Board of Directors for the Jefferson Chamber of Commerce, and served a member of the Super Bowl XLVII Host Committee and the Executive Host Committee for the 2014 and 2017 NBA All-Star Games. A sports industry public speaker, Stanfield has given presentations at many national events. He is also an active speaker at numerous youth foundations and professional groups both nationally and throughout the Gulf South.

Stanfield and his wife Stacey, have one daughter, Olivia.



# RECORDS





# CAREER LEADERS

## SCORING

		TD	PAT	FG	Total
1.	Morten Andersen (1982-94)	0	412	302	1,318
2.	John Carney (2001-06, 09-10)	0	264	168	768
3.	<b>Wil Lutz (2016-)</b>	<b>0</b>	<b>253</b>	<b>142</b>	<b>679</b>
4.	Doug Brien (1995-2000)	0	144	123	513
5.	Marques Colston (2006-15)	72	0	0	432
6.	Garrett Hartley (2008-13)	0	176	82	422
7.	<b>Alvin Kamara (2017-)</b>	<b>59</b>	<b>4*</b>	<b>0</b>	<b>362</b>
8.	Mark Ingram II (2011-18)	55	3*	0	336
9.	Deuce McAllister (2001-09)	55	0	0	330
10.	Dalton Hilliard (1986-93)	53	0	0	318

\* – Two-point conversions

## TOUCHDOWNS

	No.
1.	Marques Colston (2006-15)
2.	<b>Alvin Kamara (2017-)</b>
3.	Deuce McAllister (2001-09)
	Mark Ingram II (2011-18)
5.	Dalton Hilliard (1986-93)
6.	Jimmy Graham (2010-14)
7.	Joe Horn (2000-06)
8.	Eric Martin (1985-93)
9.	Pierre Thomas (2007-14)
10.	Lance Moore (2005-13)

## RUSHING YARDS

RUSHING YARDS		Att.	Yards	Avg.	Long	TD
1.	Deuce McAllister (2001-09)	1,429	6,096	4.3	76t	49
2.	Mark Ingram II (2011-18)	1,321	6,007	4.6	75t	50
3.	George Rogers (1981-84)	995	4,267	4.3	79t	23
4.	Dalton Hilliard (1986-93)	1,126	4,164	3.7	65t	39
5.	Pierre Thomas (2007-14)	818	3,745	4.6	48	28
6.	Rueben Mayes (1986-88, 90)	837	3,408	4.1	50	23
7.	Chuck Muncie (1976-80)	788	3,393	4.3	69t	28
8.	Alvin Kamara (2017-)	672	3,340	5.0	74t	43
9.	Ricky Williams (1999-2001)	814	3,129	3.8	46	16
10.	Tony Galbreath (1976-80)	760	2,865	3.8	74t	27

## PASSING YARDS

PASSING YARDS		Yards	Att.	Comp.	Pct.	TD	Int.
1.	Drew Brees (2006-20)	68,010	8,742	6,017	68.8	491	190
2.	Archie Manning (1971-75, 77-82)	21,734	3,335	1,849	55.4	115	156
3.	Aaron Brooks (2000-05)	19,156	2,771	1,563	56.4	120	84
4.	Bobby Hebert (1985-89, 91-92)	14,630	2,055	1,202	58.5	85	75
5.	Jim Everett (1994-96)	10,622	1,571	958	61.0	60	48
6.	Billy Kilmer (1967-70)	7,490	1,116	592	53.0	47	62
7.	Dave Wilson (1981, 83-88)	6,987	1,039	551	53.0	36	55
8.	Steve Walsh (1990-93)	3,879	620	336	54.2	25	22
9.	Ken Stabler (1982-84)	3,670	570	326	57.2	17	33
10.	Billy Joe Tolliver (1998-2000)	3,343	467	249	53.3	15	20

# CAREER LEADERS

## PASSING TOUCHDOWNS

	TD	Att.	Comp.	Yards	Pct.	Int.
1. Drew Brees (2006-20)	491	8,742	6,017	68,010	68.8	190
2. Aaron Brooks (2000-05)	120	2,771	1,563	19,156	56.4	84
3. Archie Manning (1971-75, 77-82)	115	3,335	1,849	21,734	55.4	156
4. Bobby Hebert (1985-89, 91-92)	85	2,055	1,202	14,630	58.5	75
5. Jim Everett (1994-96)	60	1,571	958	10,622	61.0	48
6. Billy Kilmer (1967-70)	47	1,116	592	7,490	53.0	62
7. Dave Wilson (1981, 83-88)	36	1,039	551	6,987	53.0	55
8. Steve Walsh (1990-93)	25	620	336	3,879	54.2	22
9. Ken Stabler (1982-84)	17	570	326	3,670	57.2	33
10. Bobby Scott (1973-82)	15	500	237	2,781	47.4	28
Billy Joe Tolliver (1998-2000)	15	467	249	3,343	53.3	20

## RECEPTIONS

	Rec.	Yards	Avg.	Long	TD
1. Marques Colston (2006-15)	711	9,759	13.7	86t	72
2. Eric Martin (1985-93)	532	7,854	14.8	84	48
3. Joe Horn (2000-06)	523	7,622	14.6	72t	50
4. Michael Thomas (2016-)	510	5,950	11.7	72t	32
5. Jimmy Graham (2010-14)	386	4,752	12.3	59	51
6. Lance Moore (2005-13)	346	4,281	12.4	80t	38
7. Pierre Thomas (2007-14)	327	2,608	8.0	57	12
8. Alvin Kamara (2017-)	326	2,824	8.7	52t	15
9. Danny Abramowicz (1967-73)	309	4,875	15.8	80t	37
10. Reggie Bush (2006-10)	294	2,142	7.3	74	12

## RECEIVING YARDS

	Yards	Rec.	Avg.	Long	TD
1. Marques Colston (2006-15)	9,759	711	13.7	86t	72
2. Eric Martin (1985-93)	7,854	532	14.8	84	48
3. Joe Horn (2000-06)	7,622	523	14.6	72t	50
4. Michael Thomas (2016-)	5,950	510	11.7	72t	32
5. Danny Abramowicz (1967-73)	4,875	309	15.8	80t	37
6. Jimmy Graham (2010-14)	4,752	386	12.3	59	51
7. Devery Henderson (2004-12)	4,377	245	17.9	84t	21
8. Lance Moore (2005-13)	4,281	346	12.4	80t	38
9. Hoby Brenner (1981-93)	3,849	267	14.4	57	21
10. Quinn Early (1991-95)	3,758	270	13.9	70t	25

## PUNTING AVERAGE (MINIMUM 50 ATTEMPTS)

	No.	Avg.	Long
1. Thomas Morstead (2009-20)	692	46.5	70
2. Mark Royals (1997-98)	176	45.8	66
3. Mitch Berger (2003-05)	227	43.7	69
4. Steve Weatherford (2006-08)	166	43.5	61
5. Tommy Barnhardt (1987, 89-94, 99)	515	42.5	65
6. Tom McNeill (1967-69)	130	42.3	81
7. Brian Hansen (1984-88)	363	42.0	66
8. Steve O'Neal (1973)	81	41.7	71
9. Toby Gowin (2000-02)	211	41.6	62
10. Julian Fagan (1970-72)	225	41.6	71

OWNER

FOOTBALL

ADMINISTRATION

RECORDS

HISTORY

## PUNT RETURN AVERAGE

(MINIMUM 20 RETURNS)

	No.	Yds.	Avg.	Long	TD
1. Mel Gray (1986-88)	49	657	13.4	80	1
2. Andre Hastings (1997-99)	23	305	13.3	76	0
3. Eric Guliford (1997-98)	57	599	10.5	40	0
4. Michael Lewis (2001-06)	142	1,482	10.4	83t	1
5. <b>Deonte Harris (2019-)</b>	<b>53</b>	<b>545</b>	<b>10.3</b>	<b>53t</b>	<b>1</b>
6. Howard Stevens (1973-74)	54	547	10.1	40	0
7. Pete Athas (1976)	35	332	9.5	67	0
8. Marcus Murphy (2015-16)	34	318	9.35	74t	1
9. Chad Morton (2000)	30	278	9.26	51	0
10. Tyrone Hughes (1993-96)	116	1,060	9.1	83t	2

## KICKOFF RETURN AVERAGE

(MINIMUM 25 RETURNS)

	No.	Yds.	Avg.	Long	TD
1. <b>Deonte Harris (2020-)</b>	<b>40</b>	<b>1,080</b>	<b>27.0</b>	<b>75</b>	<b>0</b>
2. Walt Roberts (1967)	28	737	26.3	91t	1
3. Darren Sproles (2011-13)	70	1,827	26.1	92	0
4. John Gilliam (1967-68, 1977)	31	809	26.1	94t	1
5. Courtney Roby (2008-12)	94	2,411	25.6	97t	1
6. Eric Guliford (1997-98)	61	1,559	25.6	102t	1
7. Tyrone Hughes (1993-96)	229	5,717	25.0	99t	3
8. Travaris Cadet (2012-16)	63	1,531	24.3	82	0
9. Michael Lewis (2001-06)	243	5,903	24.3	97t	3
10. Deuce McAllister (2001-09)	45	1,091	24.2	63	0

## INTERCEPTIONS

	No.	Yds.	Avg.	Long	TD
1. Dave Waymer (1980-89)	37	395	10.7	44	0
2. Tommy Myers (1972-81)	36	621	17.3	97t	2
3. Sammy Knight (1997-2002)	28	464	16.6	91t	4
4. Gene Atkins (1987-93)	21	324	15.4	79	0
5. Dave Whitsell (1967-69)	19	236	12.4	41t	2
6. Johnnie Poe (1981-87)	17	267	15.7	40t	2
7. Toi Cook (1987-93)	16	280	17.5	63t	2
8. Ernie Jackson (1972-77)	15	187	12.5	46	0
Brett Maxie (1985-93)	15	206	13.7	50t	3
10. Fred Thomas (2000-07)	13	140	10.8	43	0
Mike McKenzie (2004-09)	13	267	20.5	75t	2
<b>Marcus Williams (2017-)</b>	<b>13</b>	<b>205</b>	<b>15.8</b>	<b>78</b>	<b>1</b>

## QUARTERBACK SACKS (SINCE 1982)

	No.
1. Rickey Jackson (1981-93)	115.0
2. <b>Cameron Jordan (2011-)</b>	<b>94.5</b>
3. Wayne Martin (1989-99)	82.5
4. Pat Swilling (1986-92)	76.5
5. Will Smith (2004-12)	67.5
6. Frank Warren (1981-89, 91-94)	52.5
7. Joe Johnson (1994-98, 2000-01)	50.5
8. La'Roi Glover (1997-2001)	50.0
9. Charles Grant (2002-09)	47.0
10. Jim Wilks (1981-93)	45.5

# CAREER LEADERS

## FIELD GOALS

	Att.	Made	Pct.	Long
1. Morten Andersen (1982-94)	389	302	.776	60
2. John Carney (2001-06, 09-10)	203	168	.828	53
3. <b>Wil Lutz (2016-)</b>	<b>164</b>	<b>142</b>	<b>.866</b>	<b>58</b>
4. Doug Brien (1995-2000)	149	123	.826	56
5. Garrett Hartley (2008-13)	101	82	.812	55
6. Charlie Durkee (1967-68, 71-72)	101	52	.515	47
7. Tom Dempsey (1969-70)	75	40	.533	63
8. Rich Szaro (1975-78)	57	37	.649	50
9. John Kasay (2011)	34	28	.824	53
10. Bill McClard (1973-75)	45	23	.511	47
Benny Ricardo (1980-81)	42	23	.548	47

## GAMES PLAYED (MINIMUM 100) No.

	No.		No.
1. QB Drew Brees (2006-20)	228	30. RB Fred McAfee (1991-93, 2000-06)	122
2. K Morten Andersen (1982-94)	196	31. LB Vaughan Johnson (1986-93)	120
3. LB Rickey Jackson (1981-93)	195	32. S Brett Maxie (1985-93)	118
4. P Thomas Morstead (2009-20)	190	DE Charles Grant (2002-09)	118
5. DE Frank Warren (1981-89, 91-94)	189	34. TE Josh Hill (2013-20)	117
6. T Stan Brock (1980-92)	186	35. P Tommy Barnhardt (1987, 89-94, 99)	110
7. DT/DE Jim Wilks (1981-93)	183	36. T Dave Lafary (1977-85)	109
8. TE Hoby Brenner (1981-93)	175	CB Fred Thomas (2000-07)	109
9. DT Wayne Martin (1989-99)	171	38. RB Dalton Hilliard (1986-93)	108
10. DT Derland Moore (1973-85)	170	K John Carney (2001-06, 09-10)	108
11. G Jahri Evans (2006-16)	169	40. LB Pat Swilling (1986-92)	107
12. <b>DE Cameron Jordan (2011-)</b>	<b>160</b>	S Gene Atkins (1987-93)	107
13. T Zach Strief (2006-17)	158	42. G Jake Kupp (1967-75)	106
14. G/T Jim Dombrowski (1986-96)	151	DE Joe Johnson (1994-98, 2000-01)	106
15. DB Dave Waymer (1980-89)	149	RB Mark Ingram II (2011-18)	106
16. WR Marques Colston (2006-15)	146	45. DE/DT Willie Whitehead (1999-06)	105
17. LS Kevin Houser (2000-08)	144	RB Pierre Thomas (2007-14)	105
18. WR Eric Martin (1985-93)	143	47. DE/LB Renaldo Turnbull (1990-96)	104
19. C Joel Hilgenberg (1984-93)	142	48. DT Elex Price (1973-80)	103
20. DE Will Smith (2004-12)	139	49. FB/RB Wayne Wilson (1979-86)	102
21. C John Hill (1975-84)	138	DE/DT Bruce Clark (1982-88)	102
22. S Tommy Myers (1972-81)	136	WR Joe Horn (2000-06)	102
23. QB Archie Manning (1971-75, 77-82)	134	LS Justin Drescher (2010-16)	102
TE John Tice (1983-92)	134	53. TE Larry Hardy (1978-85)	101
25. LB Sam Mills (1986-94)	133	CB Toi Cook (1987-93)	101
26. T William Roaf (1993-2001)	131	WR Lance Moore (2005-13)	101
27. LB Joe Federspiel (1972-80)	130	56. CB Johnnie Poe (1981-87)	100
28. WR Devery Henderson (2004-12)	124	C Jerry Fontenot (1997-2003)	100
S Roman Harper (2006-13, 2016)	124		

OWNER

FOOTBALL

ADMINISTRATION

RECORDS

HISTORY

# YEARLY LEADERS

## SCORING

		TD	PAT	FG	Points
1967 —	Charlie Durkee	-	27-27	14-32	69
1968 —	Charlie Durkee	-	27-27	19-37	84
1969 —	Tom Dempsey	-	33-35	22-41	99
1970 —	Tom Dempsey	-	16-17	18-34	70
1971 —	Charlie Durkee	-	24-25	16-23	72
1972 —	Danny Abramowicz	7	-	-	42
1973 —	Bill McClard	-	9-9	13-24	48
1974 —	Bill McClard	-	19-20	9-16	46
1975 —	Rich Szaro	-	17-17	10-16	47
1976 —	Rich Szaro	-	18-23	25-29	79
1977 —	Henry Childs	9	-	-	54
1978 —	Tony Galbreath	7	0-1	-	42
	Chuck Muncie	7	-	-	42
1979 —	Garoy Yepremian	-	39-40	12-16	75
1980 —	Benny Ricardo	-	31-34	10-17	61
1981 —	George Rogers	13	-	-	78
1982 —	Wayne Wilson	5	-	-	30
1983 —	Morten Andersen	-	37-38	18-24	91
1984 —	Morten Andersen	-	34-34	20-27	94
1985 —	Morten Andersen	-	27-29	31-35	120
1986 —	Morten Andersen	-	30-30	26-30	108
1987 —	Morten Andersen	-	37-37	28-36	121
1988 —	Morten Andersen	-	32-33	26-36	110
1989 —	Dalton Hiliard	18	-	-	108
1990 —	Morten Andersen	-	29-29	21-27	92
1991 —	Morten Andersen	-	38-38	25-32	113
1992 —	Morten Andersen	-	33-34	29-34	120
1993 —	Morten Andersen	-	33-33	28-35	117
1994 —	Morten Andersen	-	32-32	28-39	116
1995 —	Doug Brien	-	16-16	12-17	52
1996 —	Doug Brien	-	18-18	21-25	81
1997 —	Doug Brien	-	22-22	23-27	91
1998 —	Doug Brien	-	31-31	20-22	91
1999 —	Doug Brien	-	20-21	24-29	92
2000 —	Doug Brien	-	37-37	23-29	106
2001 —	John Carney	-	32-32	27-31	113
2002 —	John Carney	-	37-37	31-35	130
2003 —	John Carney	-	36-37	22-30	102
2004 —	John Carney	-	38-38	22-27	104
2005 —	John Carney	-	22-22	25-32	97
2006 —	John Carney	-	46-47	23-25	115
2007 —	Marques Colston	11	-	-	66
2008 —	Pierre Thomas	12	-	-	72
2009 —	John Carney	-	50-52	13-17	89
2010 —	Garrett Hartley	-	40-40	20-25	100
2011 —	John Kasay	-	63-63	28-34	147
2012 —	Garrett Hartley	-	57-57	18-22	111
2013 —	Garrett Hartley	-	41-41	22-30	101
2014 —	Shayne Graham	-	46-47	19-22	103
2015 —	Kai Forbath	-	33-34	9-13	60
2016 —	Wil Lutz	-	49-50	28-34	133
2017 —	Wil Lutz	-	47-50	31-36	140
2018 —	Wil Lutz	-	52-53	28-30	136
2019 —	Wil Lutz	-	48-49	32-36	144
2020 —	Wil Lutz	-	57-58	23-28	126
	Alvin Kamara	21	-	-	126



# YEARLY LEADERS

## RUSHING YARDS

	Att.	Yds.	Avg.	Long	TD
1967 — Jim Taylor	130	390	3.0	16	2
1968 — Don McCall	155	637	4.1	48	4
1969 — Andy Livingston	181	761	4.2	18	5
1970 — Tony Baker	82	337	4.1	29	1
1971 — Jim Strong	95	404	4.3	39	3
1972 — Bob Gresham	121	381	3.1	23	3
1973 — Jess Phillips	198	663	3.3	20	0
1974 — Alvin Maxson	165	714	4.3	66t	2
1975 — Mike Strachan	161	668	4.1	21	2
1976 — Chuck Muncie	149	659	4.4	51	2
1977 — Chuck Muncie	201	811	4.0	36	6
1978 — Tony Galbreath	186	635	3.4	20t	5
1979 — Chuck Muncie	238	1,198	5.0	69t	11
1980 — Jimmy Rogers	80	366	4.6	24	1
1981 — George Rogers	378	1,674	4.4	79t	13
1982 — George Rogers	122	535	4.4	38	3
1983 — George Rogers	256	1,144	4.5	76t	5
1984 — George Rogers	239	914	3.8	28	2
1985 — Wayne Wilson	168	645	3.8	41t	1
1986 — Rueben Mayes	286	1,353	4.7	50	8
1987 — Rueben Mayes	243	917	3.8	38	5
1988 — Dalton Hilliard	204	823	4.0	36	5
1989 — Dalton Hilliard	344	1,262	3.7	40	13
1990 — Craig Heyward	129	599	4.6	47t	4
1991 — Fred McAfee	109	494	4.5	34	2
1992 — Vaughn Dunbar	154	565	3.7	25	3
1993 — Derek Brown	180	705	3.9	60	2
1994 — Mario Bates	151	579	3.8	40	6
1995 — Mario Bates	244	951	3.9	66t	7
1996 — Mario Bates	164	584	3.6	33	4
1997 — Ray Zellars	156	552	3.5	27	4
1998 — Lamar Smith	138	457	3.3	33	1
1999 — Ricky Williams	253	884	3.5	25	2
2000 — Ricky Williams	248	1,000	4.0	26t	8
2001 — Ricky Williams	313	1,245	4.0	46	6
2002 — Deuce McAllister	325	1,388	4.3	62	13
2003 — Deuce McAllister	351	1,641	4.7	76t	8
2004 — Deuce McAllister	351	1,074	4.0	71	9
2005 — Antowain Smith	166	659	4.0	42	3
2006 — Deuce McAllister	244	1,057	4.3	57	10
2007 — Reggie Bush	157	581	3.7	22	4
2008 — Pierre Thomas	129	625	4.8	42t	9
2009 — Pierre Thomas	147	793	5.4	34t	6
2010 — Chris Ivory	137	716	5.2	55t	5
2011 — Darren Sproles	87	603	6.9	36	2
2012 — Mark Ingram II	156	602	3.9	31	5
2013 — Pierre Thomas	147	549	3.7	18	2
2014 — Mark Ingram II	226	964	4.3	31	9
2015 — Mark Ingram II	166	769	4.6	70	6
2016 — Mark Ingram II	205	1,043	5.1	75t	6
2017 — Mark Ingram II	230	1,124	4.9	72	12
2018 — Alvin Kamara	194	883	4.6	49t	14
2019 — Alvin Kamara	171	797	4.7	40t	5
2020 — Alvin Kamara	187	932	5.0	49	16

OWNER

FOOTBALL

ADMINISTRATION

RECORDS

HISTORY

# YEARLY LEADERS

## LONGEST RUSH

1967 —	Don McCall, 48t at Washington, 12/17	1995 —	Mario Bates, 66t at New England, 12/3
1968 —	Don McCall, 48 vs. Washington, 9/22	1996 —	Ray Zellars, 63 vs. Chicago, 10/13
1969 —	Tony Baker, 54 at St. Louis, 11/2	1997 —	Mario Bates, 74t vs. Detroit, 9/21
1970 —	Tony Baker, 27 at St. Louis, 10/11	1998 —	Lamar Smith, 33 at Indianapolis, 9/27
1971 —	Jim Strong, 39 at San Francisco, 11/14	1999 —	Billy Joe Tolliver, 33 at Chicago, 10/3
1972 —	Bill Butler, 27 at Atlanta, 11/12	2000 —	Fred McAfee, 40 vs. Carolina, 10/15; Jerald Moore, 40 vs. St. Louis, 12/24
1973 —	Archie Manning, 23 at L.A. Rams, 11/11	2001 —	Deuce McAllister, 54t at Atlanta, 12/9
1974 —	Alvin Maxson, 66t vs. St. Louis, 12/8	2002 —	Deuce McAllister, 62 vs. Green Bay, 9/15
1975 —	Steve Rogers, 22 vs. Chicago, 12/21	2003 —	Deuce McAllister, 76t at Philadelphia, 11/23
1976 —	Tony Galbreath, 74t at Kansas City, 9/26	2004 —	Deuce McAllister, 71 at Carolina, 1/2/05
1977 —	Chuck Muncie, 36 vs. L.A. Rams, 10/30	2005 —	Antowain Smith, 42 vs. Chicago, 11/6
1978 —	Chuck Muncie, 28 at Atlanta, 11/26	2006 —	Deuce McAllister, 57 vs. Tampa Bay, 10/8
1979 —	Chuck Muncie, 69t vs. Atlanta, 9/2	2007 —	Aaron Stecker, 26 vs. Philadelphia, 12/23
1980 —	Tony Galbreath, 26 at L.A. Rams, 9/2	2008 —	Reggie Bush, 43 vs. Atlanta, 12/7
1981 —	George Rogers, 79t at Cleveland, 10/18	2009 —	Reggie Bush, 55 at St. Louis, 11/15
1982 —	George Rogers, 38 at San Francisco, 11/28	2010 —	Chris Ivory, 55t at Cincinnati, 12/5
1983 —	George Rogers, 76t vs. St. Louis, 9/4	2011 —	Darren Sproles, 36 vs. Atlanta, 12/26
1984 —	Hokie Gajan, 62t at Dallas, 10/21	2012 —	Chris Ivory, 56t vs. Atlanta, 11/11
1985 —	Earl Campbell, 45 at Atlanta, 12/22	2013 —	Darren Sproles, 38 vs. Carolina, 12/8
1986 —	Rueben Mayes, 50 vs. New England, 11/30	2014 —	Joseph Morgan, 67 vs. Baltimore, 11/24
1987 —	Rueben Mayes, 38 vs. San Francisco, 10/25	2015 —	Mark Ingram II, 70 at Washington, 11/15
1988 —	Craig Heyward, 73t vs. L.A. Raiders, 10/23	2016 —	Mark Ingram II, 75t at San Francisco, 11/6
1989 —	Dalton Hilliard, 40 vs. L.A. Rams, 11/26	2017 —	<b>Alvin Kamara, 74t at L.A. Rams, 11/26</b>
1990 —	Gill Fenerty, 60t at L.A. Rams, 12/9	2018 —	<b>Alvin Kamara, 49t at N.Y. Giants, 9/30</b>
1991 —	Dalton Hilliard, 65t at Atlanta, 9/29	2019 —	<b>Alvin Kamara, 40t at Tennessee, 12/22</b>
1992 —	Vaughn Dunbar, 25 at Atlanta, 9/20	2020 —	<b>Alvin Kamara, 49 vs. Green Bay, 9/27</b>
1993 —	Lorenzo Neal, 74t at Atlanta, 9/12		
1994 —	Mario Bates, 40 vs. Dallas, 12/19		

## PASSING YARDS

PASSING YARDS		Att.	Comp.	Yards	Pct.	Long	Int	TD
1967	— Gary Cuozzo	260	134	1,562	51.5	49	12	7
1968	— Billy Kilmer	315	167	2,060	53.0	51	17	15
1969	— Billy Kilmer	360	193	2,532	53.6	52	17	20
1970	— Billy Kilmer	237	135	1,557	56.9	46	17	6
1971	— Edd Hargett	210	96	1,191	45.7	49	5	6
1972	— Archie Manning	448	230	2,781	51.3	66t	21	18
1973	— Archie Manning	267	140	1,642	52.4	65t	12	10
1974	— Archie Manning	261	134	1,429	51.3	79t	16	6
1975	— Archie Manning	338	159	1,685	47.0	71t	17	7
1976	— Bobby Douglass	212	103	1,288	48.6	74	8	4
1977	— Archie Manning	205	113	1,284	55.1	59t	9	8
1978	— Archie Manning	471	291	3,416	61.8	71t	16	17
1979	— Archie Manning	420	252	3,169	60.0	85	20	15
1980	— Archie Manning	509	309	3,716	60.7	56	20	23
1981	— Archie Manning	232	134	1,447	57.8	55	11	5
1982	— Ken Stabler	189	117	1,343	61.9	48	10	6
1983	— Ken Stabler	311	176	1,988	56.6	48	18	9
1984	— Richard Todd	312	161	2,178	51.6	74	19	11
1985	— Dave Wilson	293	145	1,843	49.5	50	15	11
1986	— Dave Wilson	342	189	2,353	55.3	63t	12	7
1987	— Bobby Hebert	294	164	2,119	55.8	67	9	15
1988	— Bobby Hebert	478	280	3,156	58.6	40t	15	20
1989	— Bobby Hebert	353	222	2,686	62.9	54t	15	15
1990	— Steve Walsh	327	175	1,970	53.5	58	13	12
1991	— Bobby Hebert	248	149	1,676	60.1	65t	8	9
1992	— Bobby Hebert	422	249	3,287	59.0	72t	16	19
1993	— Wade Wilson	388	221	2,457	57.0	42t	15	12
1994	— Jim Everett	540	346	3,855	64.1	78t	18	22

# YEARLY LEADERS

## PASSING YARDS, CONTINUED

		Att.	Comp.	Yards	Pct.	Long	Int	TD
1995 —	Jim Everett	567	345	3,970	60.8	70t	14	26
1996 —	Jim Everett	464	267	3,117	57.5	51	16	12
1997 —	Heath Shuler	203	106	1,288	52.2	89t	14	2
1998 —	Billy Joe Tolliver	199	110	1,427	55.3	82t	4	8
1999 —	Billy Joe Tolliver	268	139	1,916	51.9	57	16	7
2000 —	Jeff Blake	302	184	2,025	60.9	49t	9	13
2001 —	Aaron Brooks	558	312	3,832	55.9	63	22	26
2002 —	Aaron Brooks	528	283	3,685	53.6	64	15	27
2003 —	Aaron Brooks	518	306	3,546	59.1	76t	8	24
2004 —	Aaron Brooks	542	309	3,810	57.0	57	16	21
2005 —	Aaron Brooks	431	240	2,882	55.7	66	17	13
2006 —	Drew Brees	554	356	4,418	64.3	86t	11	26
2007 —	Drew Brees	652	440	4,423	67.5	58	18	28
2008 —	Drew Brees	635	413	5,069	65.0	84t	17	34
2009 —	Drew Brees	514	363	4,388	70.6	75t	11	34
2010 —	Drew Brees	658	448	4,620	68.1	80t	22	33
2011 —	Drew Brees	657	468	5,476	71.2	79t	14	46
2012 —	Drew Brees	670	422	5,177	63.0	80t	19	43
2013 —	Drew Brees	650	446	5,162	68.6	76t	12	39
2014 —	Drew Brees	659	456	4,952	69.2	69t	17	33
2015 —	Drew Brees	627	428	4,870	68.3	80t	11	32
2016 —	Drew Brees	673	471	5,208	70.0	98t	15	37
2017 —	Drew Brees	536	386	4,334	72.0	54t	8	23
2018 —	Drew Brees	489	364	3,992	74.4	72t	5	32
2019 —	Drew Brees	378	281	2,979	74.3	61t	4	27
2020 —	Drew Brees	390	275	2,942	70.5	52t	6	24

## LONGEST PASS COMPLETION

1967 —	96, Billy Kilmer to Walter Roberts at Philadelphia, 11/19
1968 —	51, Billy Kilmer to Jim Hester vs. Pittsburgh, 12/15
1969 —	70, Jim Ninowski to Don Shy at L.A. Rams, 10/5
1970 —	49, Edd Hargett to Bob Shaw at Cincinnati, 11/29
1971 —	63, Archie Manning to Danny Abramowicz at Houston, 10/3
1972 —	66t, Archie Manning to Dave Parks at N.Y. Giants, 10/8
1973 —	65t, Archie Manning to Jubilee Dunbar at Los Angeles, 11/11
1974 —	79t, Archie Manning to Bob Newland vs. Los Angeles, 11/17
1975 —	71t, Archie Manning to Larry Burton vs. Atlanta, 11/2
1976 —	74, Bobby Douglass to Tinker Owens vs. San Francisco, 12/12
1977 —	59t, Archie Manning to Henry Childs vs. Green Bay, 9/18
1978 —	71t, Archie Manning to Larry Hardy at Atlanta, 11/26
1979 —	85, Archie Manning to Wes Chandler at San Francisco, 9/23
1980 —	56, Archie Manning to Brooks Williams vs. Atlanta, 10/19
1981 —	55, Archie Manning to Wayne Wilson at Cleveland, 10/18
1982 —	48, Ken Stabler to Aundra Thompson at Chicago, 9/19
1983 —	48, Ken Stabler to Kenny Duckett at L.A. Rams, 9/11
1984 —	74, Richard Todd to Tyrone Young at Chicago, 10/7
1985 —	76t, Bobby Hebert to Eugene Goodlow vs. San Francisco, 12/15
1986 —	84, Bobby Hebert to Eric Martin vs. Green Bay, 9/14
1987 —	82t, John Fourcade to Mike Waters vs. L.A. Rams, 10/4
1988 —	40, Bobby Hebert to John Tice vs. Dallas, 10/3
	40t, Bobby Hebert to Eric Martin vs. Denver, 11/20
1989 —	54t, Bobby Hebert to Floyd Turner at Rams, 10/22
	54t, John Fourcade to Dalton Hiliard at Buffalo, 12/10
1990 —	68t, John Fourcade to Floyd Turner at Atlanta, 10/7
1991 —	65t, Bobby Hebert to Floyd Turner vs. Chicago, 10/27
1992 —	72t, Bobby Hebert to Wesley Carroll vs. Chicago, 9/13
1993 —	63t, Mike Buck to Quinn Early at Pittsburgh, 10/17
1994 —	78t, Jim Everett to Michael Haynes at Atlanta, 12/11
1995 —	70t, Jim Everett to Quinn Early vs. Atlanta, 9/17
1996 —	57t, Doug Nussmeier to Terry Guess vs. Atlanta, 12/8

# YEARLY LEADERS

## LONGEST PASS COMPLETION, CONTINUED

1997 —	89t, Heath Shuler to Randal Hill at Chicago, 10/5
1998 —	89t, Kerry Collins to Andre Hastings vs. Dallas, 12/6
1999 —	90t, Billy Joe Hobert to Eddie Kennison vs. Atlanta, 10/10
2000 —	53t, Aaron Brooks to Willie Jackson vs. Oakland, 11/19
2001 —	63, Aaron Brooks to Willie Jackson at San Francisco, 11/11
2002 —	64, Aaron Brooks to Jerome Pathon vs. Pittsburgh, 10/6
2003 —	76t, Aaron Brooks to Donté Stallworth vs. Dallas, 12/28
2004 —	57, Aaron Brooks to Joe Horn vs. Kansas City, 11/14
2005 —	66, Aaron Brooks to Devery Henderson at Minnesota, 9/25
2006 —	86t, Drew Brees to Marques Colston at Carolina, 10/1
2007 —	58, Drew Brees to David Patten at Tampa Bay, 9/16
2008 —	84t, Drew Brees to Devery Henderson vs. Tampa Bay, 9/7
2009 —	75t, Drew Brees to Devery Henderson vs. New England, 11/30
2010 —	80t, Drew Brees to Lance Moore vs. Atlanta, 9/26
2011 —	79t, Drew Brees to Devery Henderson vs. Chicago, 9/18
2012 —	80t, Drew Brees to Joseph Morgan at Green Bay, 9/30
2013 —	76t, Drew Brees to Kenny Stills vs. Tampa Bay, 12/29
2014 —	69t, Drew Brees to Kenny Stills at Pittsburgh, 11/30
2015 —	80t, Drew Brees to C.J. Spiller vs. Dallas, 10/4
2016 —	98t, Drew Brees to Brandin Cooks vs. Oakland, 9/11
2017 —	54t, Drew Brees to Ted Ginn Jr. vs. Atlanta, 12/24
	54, Drew Brees to Brandon Coleman vs. Chicago, 10/29
2018 —	72t, Drew Brees to Michael Thomas vs. L.A. Rams, 11/4
2019 —	61t, Drew Brees to Jared Cook at Tennessee, 12/22
2020 —	52t, Drew Brees to Alvin Kamara vs. Green Bay, 9/27

## RECEIVING YARDS

RECEIVING YARDS		No.	Yds.	Avg.	Long	TD
1967 —	Danny Abramowicz	50	721	14.4	80t	6
1968 —	Danny Abramowicz	54	890	16.4	47t	7
1969 —	Danny Abramowicz	73	1,015	13.9	49t	7
1970 —	Danny Abramowicz	55	906	16.5	48	5
1971 —	Danny Abramowicz	37	657	17.8	63	5
1972 —	Bob Newland	47	579	12.3	42	2
1973 —	John Beasley	31	280	9.0	22	1
1974 —	Alvin Maxson	42	294	7.0	22	1
1975 —	Alvin Maxson	41	234	5.7	33	0
1976 —	Tony Galbreath	54	420	7.8	35	1
1977 —	Tony Galbreath	41	265	6.5	30	0
1978 —	Tony Galbreath	74	582	7.9	35	2
1979 —	Wes Chandler	65	1,069	16.4	85	6
1980 —	Wes Chandler	65	975	15.0	50	6
1981 —	Jack Holmes	38	206	5.4	19	0
1982 —	Jeff Groth	30	383	12.8	39	1
1983 —	Jeff Groth	49	585	11.9	42	1
1984 —	Hokie Gajan	35	288	8.2	51	2
1985 —	Hoby Brenner	42	652	15.5	30	3
1986 —	Mike Jones	48	625	13.0	45	3
1987 —	Eric Martin	44	778	17.7	67	7
1988 —	Eric Martin	85	1,083	12.7	40t	7
1989 —	Eric Martin	68	1,090	16.0	53t	8
1990 —	Eric Martin	63	912	14.5	58	5
1991 —	Eric Martin	66	803	12.2	30	4
1992 —	Eric Martin	68	1,041	15.3	52t	5
1993 —	Eric Martin	66	950	14.4	54t	3
1994 —	Quinn Early	82	894	10.9	33	4
1995 —	Quinn Early	81	1,087	13.4	70t	8
1996 —	Torrance Small	50	558	11.2	41	2
1997 —	Randal Hill	55	761	13.8	89t	2
1998 —	Sean Dawkins	53	823	15.5	64t	1

# YEARLY LEADERS

## RECEIVING YARDS, CONTINUED

	No.	Yds.	Avg.	Long	TD
1999 — Eddie Kennison	61	835	13.7	90t	4
2000 — Joe Horn	94	1,340	14.3	52	8
2001 — Joe Horn	83	1,265	15.2	56	9
2002 — Joe Horn	88	1,312	14.9	63	7
2003 — Joe Horn	78	973	12.5	50t	10
2004 — Joe Horn	94	1,399	14.9	57	11
2005 — Donté Stallworth	70	945	13.5	43	7
2006 — Marques Colston	70	1,038	14.8	86t	8
2007 — Marques Colston	98	1,202	12.3	45	11
2008 — Lance Moore	79	928	11.7	70t	10
2009 — Marques Colston	70	1,074	15.3	68	9
2010 — Marques Colston	84	1,023	12.2	43	7
2011 — Jimmy Graham	99	1,310	13.2	59	11
2012 — Marques Colston	83	1,154	13.9	60	10
2013 — Jimmy Graham	86	1,215	14.1	56t	16
2014 — Kenny Stills	63	931	14.8	69t	3
2015 — Brandin Cooks	84	1,138	13.5	71t	9
2016 — Brandin Cooks	78	1,173	15.0	98t	8
2017 — <b>Michael Thomas</b>	<b>104</b>	<b>1,245</b>	<b>12.0</b>	<b>43</b>	<b>5</b>
2018 — <b>Michael Thomas</b>	<b>125</b>	<b>1,405</b>	<b>11.2</b>	<b>72t</b>	<b>9</b>
2019 — <b>Michael Thomas</b>	<b>149</b>	<b>1,725</b>	<b>11.6</b>	<b>49</b>	<b>9</b>
2020 — Alvin Kamara	83	756	9.1	52t	5

## RECEIVING AVERAGE

[MINIMUM 20 RECEPTIONS]

	No.	Yds.	Avg.	Long	TD
1967 — Ray Poage	24	380	15.8	65	0
1968 — Danny Abramowicz	54	800	16.5	47t	7
1969 — Al Dodd	37	600	16.2	52	1
1970 — Al Dodd	28	484	17.3	45t	1
1971 — Danny Abramowicz	37	657	17.8	63t	5
1972 — Danny Abramowicz	38	668	17.6	51	7
1973 — Jubilee Dunbar	23	447	19.4	65t	4
1974 — Bob Newland	27	490	18.1	79t	2
1975 — Paul Seal	28	414	14.8	38	1
1976 — Don Herrmann	34	535	15.7	57	0
1977 — Henry Childs	33	518	15.7	59t	9
1978 — Henry Childs	53	869	16.4	52	4
1979 — Henry Childs	51	846	16.6	51	5
1980 — Ike Harris	37	692	18.7	44t	6
1981 — Jeff Groth	20	380	19.0	54	1
1982 — Jeff Groth	30	383	12.8	39	1
1983 — Hobby Brenner	41	574	14.0	38t	3
1984 — Tyrone Young	29	597	20.6	74	3
1985 — Eugene Goodlow	32	603	18.8	76t	3
1986 — Eric Martin	37	675	18.2	84	5
1987 — Eric Martin	44	778	17.7	67	7
1988 — Eric Martin	85	1,083	12.7	40t	7
1989 — Brett Perriman	20	356	17.8	47	0
1990 — Floyd Turner	21	396	18.9	68t	4
1991 — Quinn Early	32	541	16.9	52	2
1992 — Quinn Early	30	556	18.9	59t	5
1993 — Quinn Early	45	670	14.9	63t	6
1994 — Torrance Small	49	719	14.7	75t	5
1995 — Michael Haynes	41	597	14.6	48	4
1996 — Michael Haynes	44	786	17.9	51	4
1997 — Andre Hastings	48	722	15.0	39	5
1998 — Keith Poole	24	509	21.2	82t	2
1999 — Keith Poole	42	796	19.0	67t	6
2000 — Joe Horn	94	1,340	14.3	52	8

OWNER

FOOTBALL

ADMINISTRATION

RECORDS

HISTORY



# YEARLY LEADERS

## RECEIVING AVERAGE, CONTINUED

	No.	Yds.	Avg.	Long	TD
2001 — Joe Horn	83	1,265	15.2	56	9
2002 — Jake Reed	21	360	17.1	54	3
2003 — Donté Stallworth	25	485	19.4	76t	3
2004 — Jerome Pathon	34	581	17.1	38	1
2005 — Devery Henderson	22	343	15.6	66	3
2006 — Devery Henderson	32	745	23.3	76t	5
2007 — Devery Henderson	20	409	20.5	54	3
2008 — Devery Henderson	32	793	24.8	84t	3
2009 — Robert Meachem	45	722	16.0	54t	9
2010 — Robert Meachem	44	638	14.5	55	5
2011 — Devery Henderson	32	503	15.7	79t	2
2012 — Lance Moore	65	1,041	16.0	51	6
2013 — Kenny Stills	32	641	20.0	76t	5
2014 — Marques Colston	59	902	15.3	57	5
2015 — Willie Snead IV	69	984	14.3	63	3
2016 — Brandin Cooks	78	1,173	15.0	98t	8
2017 — Brandon Coleman	23	364	15.8	54	3
2018 — Tre'Quan Smith	28	427	15.3	62t	5
2019 — Jared Cook	43	705	16.4	61t	9
2020 — Jared Cook	37	504	13.6	46	7

## PUNTS

	No.	Yds.	Avg.	Long
1967 — Tom McNeill	74	3,174	42.9	66
1968 — Tom McNeill	49	2,009	41.0	58
1969 — Olie Cordill	42	1,719	40.9	58
1970 — Julian Fagan	77	3,269	42.5	64
1971 — Julian Fagan	77	3,188	41.4	64
1972 — Julian Fagan	71	2,899	40.8	71
1973 — Steve O'Neal	81	3,375	41.7	71
1974 — Tom Blanchard	88	3,704	42.1	71
1975 — Tom Blanchard	92	3,776	41.0	61
1976 — Tom Blanchard	101	3,974	39.3	63
1977 — Tom Blanchard	82	3,474	42.4	66
1978 — Tom Blanchard	84	3,532	42.0	61
1979 — Rick Partridge	57	2,330	40.9	61
1980 — Russell Erxleben	89	3,499	39.3	57
1981 — Russell Erxleben	66	2,672	40.5	60
1982 — Russell Erxleben	46	1,976	43.0	60
1983 — Russell Erxleben	74	3,034	41.0	60
1984 — Brian Hansen	69	3,020	43.8	66
1985 — Brian Hansen	89	3,763	42.3	58
1986 — Brian Hansen	81	3,456	42.7	66
1987 — Brian Hansen	52	2,104	40.5	60
1988 — Brian Hansen	72	2,913	40.5	64
1989 — Tommy Barnhardt	55	2,179	39.6	56
1990 — Tommy Barnhardt	70	2,990	42.7	65
1991 — Tommy Barnhardt	86	3,743	43.5	61
1992 — Tommy Barnhardt	67	2,947	44.0	62
1993 — Tommy Barnhardt	77	3,356	43.6	58
1994 — Tommy Barnhardt	67	2,920	43.6	57
1995 — Klaus Wilmsmeyer	73	2,965	40.6	53
1996 — Klaus Wilmsmeyer	87	3,551	40.8	63
1997 — Mark Royals	88	4,038	45.9	66
1998 — Mark Royals	88	4,017	45.6	64
1999 — Tommy Barnhardt	82	3,262	39.8	52
2000 — Toby Gowin	74	3,043	41.1	58
2001 — Toby Gowin	76	3,180	41.8	62
2002 — Toby Gowin	61	2,553	41.9	59
2003 — Mitch Berger	71	3,144	44.3	59
2004 — Mitch Berger	85	3,704	43.6	63

# YEARLY LEADERS

2005 —	Mitch Berger	71	3,066	43.2	69
2006 —	Steve Weatherford	77	3,369	43.8	59
2007 —	Steve Weatherford	63	2,757	43.8	61
2008 —	Steve Weatherford	26	1,094	42.1	61
2009 —	Thomas Morstead	58	2,528	43.6	60
2010 —	Thomas Morstead	57	2,618	45.9	64
2011 —	Thomas Morstead	46	2,224	48.3	64
2012 —	Thomas Morstead	74	3,707	50.1	70
2013 —	Thomas Morstead	61	2,859	46.9	61
2014 —	Thomas Morstead	58	2,690	46.4	63
2015 —	Thomas Morstead	56	2,551	45.6	58
2016 —	Thomas Morstead	57	2,751	48.3	66
2017 —	Thomas Morstead	60	2,822	47.0	68
2018 —	Thomas Morstead	43	1,996	46.4	60
2019 —	Thomas Morstead	60	2,770	43.1	64
2020 —	Thomas Morstead	62	2,674	43.1	58

## PUNT RETURNS

PUNT RETURNS		No.	Yds.	Avg.	Long	TD
1967 —	Walter Roberts	11	50	4.5	11	0
1968 —	John Gilliam	15	60	4.0	21	0
1969 —	Al Dodd	15	106	7.1	21	0
1970 —	Al Dodd	14	129	9.2	41	0
1971 —	Al Dodd	13	88	6.8	14	0
1972 —	Tommy Myers	9	43	4.8	10	0
1973 —	Howard Stevens	17	171	10.1	37	0
1974 —	Howard Stevens	37	376	10.2	40	0
1975 —	Gil Chapman	17	207	12.2	42	0
1976 —	Pete Athas	35	332	9.5	67	0
1977 —	Rich Mauti	37	281	7.6	33	0
1978 —	Wes Chandler	34	233	6.9	32	0
1979 —	Rich Mauti	27	218	8.1	33	0
1980 —	Rich Mauti	11	111	10.1	18	0
1981 —	Jeff Groth	37	436	11.8	36	0
1982 —	Jeff Groth	21	144	6.9	18	0
1983 —	Jeff Groth	39	275	7.1	30	0
1984 —	Jitter Fields	27	236	8.7	61	0
1985 —	Willie Tullis	17	141	8.3	17	0
1986 —	Eric Martin	24	227	9.5	39	0
1987 —	Mel Gray	24	352	14.7	80	0
1988 —	Mel Gray	25	305	12.2	66t	1
1989 —	Rod Harris	27	196	7.3	20	0
1990 —	Vince Buck	37	305	8.2	33	0
1991 —	Vince Buck	31	260	8.4	52	0
1992 —	Patrick Newman	23	158	6.9	18	0
1993 —	Tyrone Hughes	37	503	13.6	83t	2
1994 —	Tyrone Hughes	21	143	6.8	35	0
1995 —	Tyrone Hughes	28	262	9.4	74	0
1996 —	Tyrone Hughes	30	152	5.1	16	0
1997 —	Eric Guliford	47	498	10.6	32	0
1998 —	Andre Hastings	22	307	14.0	76	0
1999 —	Eddie Kennison	35	258	7.4	18	0
2000 —	Chad Morton	30	278	9.3	51	0
2001 —	Wane McGarity	19	183	9.6	42	0
2002 —	Michael Lewis	44	625	14.2	83t	1
2003 —	Michael Lewis	30	275	9.2	27	0
2004 —	Michael Lewis	34	382	11.2	53	0
2005 —	Az-Zahir Hakim	34	260	7.6	42	0
2006 —	Reggie Bush	28	216	7.7	65t	1
2007 —	Lance Moore	20	185	9.3	48	0
2008 —	Reggie Bush	20	270	13.5	71t	3
2009 —	Reggie Bush	27	130	4.8	23	0
2010 —	Reggie Bush	14	92	6.6	43	0

OWNER

FOOTBALL

ADMINISTRATION

RECORDS

HISTORY

# YEARLY LEADERS

## PUNT RETURNS, CONTINUED

	No.	Yds.	Avg.	Long	TD
2011 — Darren Sproles	29	294	10.1	72t	1
2012 — Darren Sproles	23	183	8.0	37	0
2013 — Darren Sproles	29	194	6.7	28	0
2014 — Brandin Cooks	10	35	3.5	15	0
2015 — Marcus Murphy	28	261	9.3	74t	1
2016 — Tommy Lee Lewis	14	160	11.4	59	0
2017 — Ted Ginn Jr.	19	103	5.4	17	0
2018 — Alvin Kamara	12	82	6.8	16	0
2019 — Deonte Harris	36	338	9.4	53t	1
2020 — Deonte Harris	17	207	12.2	42	0

## KICKOFF RETURNS

	No.	Yds.	Avg.	Long	TD
1967 — Walter Roberts	28	737	26.3	91t1	
1968 — Gene Howard	23	533	23.2	360	
1969 — Tom Barrington	17	394	23.2	540	
1970 — Ken Burrough	15	298	19.9	380	
Al Dodd	15	319	21.3	320	
1971 — Virgil Robinson	19	443	23.3	510	
1972 — Margene Adkins	43	1,020	23.7	610	
1973 — Howard Stevens	26	590	22.7	480	
1974 — Howard Stevens	33	749	22.7	410	
1975 — Gil Chapman	28	614	21.9	360	
1976 — Tony Galbreath	20	399	19.9	320	
1977 — Rich Mauti	27	609	22.6	380	
1978 — Wes Chandler	32	760	23.8	380	
1979 — Rich Mauti	36	801	22.2	390	
1980 — Jimmy Rogers	41	930	22.7	880	
1981 — Wayne Wilson	31	722	23.3	570	
1982 — Aundra Thompson	10	211	21.1	350	
1983 — Kenny Duckett	33	719	21.8	610	
1984 — Kenny Duckett	29	580	20.0	390	
1985 — Edward Anthony	23	476	20.7	520	
Willie Tullis	23	480	20.9	620	
1986 — Mel Gray	31	866	27.9	101t1	
1987 — Mel Gray	30	636	21.2	430	
1988 — Mel Gray	32	670	20.9	390	
1989 — Rod Harris	19	378	19.9	390	
1990 — Gil Fenerty	28	572	20.4	580	
1991 — Gene Atkins	20	368	18.4	270	
1992 — Fred McAfee	19	393	20.7	380	
1993 — Tyrone Hughes	30	753	25.1	99t1	
1994 — Tyrone Hughes	63	1,556	24.7	98t2	
1995 — Tyrone Hughes	66	1,617	24.5	830	
1996 — Tyrone Hughes	70	1,791	25.6	580	
1997 — Eric Guliford	43	1,128	26.2	102t1	
1998 — Qadry Ismail	28	590	21.1	390	
1999 — Dino Philyaw	53	1,165	22.0	550	
2000 — Chad Morton	44	1,029	23.4	680	
2001 — Deuce McAllister	45	1,091	24.2	630	
2002 — Michael Lewis	70	1,807	25.8	97t2	
2003 — Michael Lewis	45	1,068	23.7	530	
2004 — Michael Lewis	51	1,215	23.8	96t1	
2005 — Aaron Stecker	31	672	21.7	460	
2006 — Michael Lewis	37	914	24.7	510	
2007 — Pierre Thomas	36	865	24.0	640	
2008 — Pierre Thomas	31	793	25.6	880	
2009 — Courtney Roby	42	1,154	27.5	97t1	
2010 — Courtney Roby	33	785	23.8	390	
2011 — Darren Sproles	40	1,089	27.2	920	

# YEARLY LEADERS

## KICKOFF RETURNS, CONTINUED

	No.	Yds.	Avg.	Long	TD
2012 — Travaris Cadet	26	690	26.5	750	
2013 — Darren Sproles	12	255	21.3	320	
2014 — Travaris Cadet	15	364	24.3	340	
2015 — Marcus Murphy	12	300	25.0	350	
2016 — Travaris Cadet	10	144	14.4	250	
2017 — Tommylee Lewis	13	307	23.6	390	
2018 — Taysom Hill	14	348	24.9	470	
2019 — Deonte Harris	24	644	26.8	510	
2020 — Deonte Harris	16	436	27.3	750	

## INTERCEPTIONS

	No.	Yds.	Avg.	Long	TD
1967 — Dave Whitsell	10	178	17.8	41t	2
1968 — Dave Whitsell	6	44	7.3	32	0
1969 — Elijah Nevett	3	20	6.7	20	0
1970 — Hugo Hollas	5	79	15.8	29	0
1971 — Delles Howell	5	120	24.0	60	0
Hugo Hollas	5	56	11.2	25	0
1972 — Bivian Lee	4	65	16.3	32	0
1973 — Ernie Jackson	3	40	13.3	23	0
Tommy Myers	3	33	11.0	20	0
Jim Merlo	3	25	8.3	16	0
Bivian Lee	3	23	7.7	12	0
1974 — Ernie Jackson	4	53	13.3	28	0
Terry Schmidt	4	27	6.8	24t	1
1975 — Tommy Myers	5	83	16.6	29	0
1976 — Jim Merlo	4	142	35.5	83t	2
1977 — Chuck Crist	4	6	1.5	6	0
1978 — Tommy Myers	6	167	27.8	97t	1
1979 — Tommy Myers	7	127	18.1	52t	1
1980 — Tommy Myers	5	96	19.2	48	0
1981 — Dave Waymer	4	54	13.5	31	0
1982 — Russell Gary	2	25	12.5	19	0
Dennis Winston	2	-2	-1.0	0	0
1983 — Johnnie Poe	7	146	20.9	31t	1
1984 — Dave Waymer	4	9	2.3	9	0
1985 — Dave Waymer	6	49	8.2	28	0
1985 — Dave Waymer	6	49	8.2	28	0
1986 — Dave Waymer	9	48	5.3	17	0
1987 — Dave Waymer	5	78	15.6	35	0
Reggie Sutton	5	68	13.6	26	0
1988 — Gene Atkins	4	42	10.5	40	0
1989 — Dave Waymer	6	66	11.0	42	0
1990 — Brett Maxie	2	88	44.0	50t	1
Toi Cook	2	55	27.5	50	0
Gene Atkins	2	15	7.5	15	0
Bennie Thompson	2	0	0.0	0	0
1991 — Gene Atkins	5	198	39.6	79	0
Vince Buck	5	12	2.4	12	0
1992 — Toi Cook	6	90	15.0	48t	1
1993 — Gene Atkins	3	59	19.7	37	0
1994 — Jimmy Spencer	5	24	4.8	11	0
1995 — Jimmy Spencer	4	11	2.8	9	0
1996 — Anthony Newman	3	40	13.3	21	0
Greg Jackson	3	24	8.0	10	0
1997 — Sammy Knight	5	75	15.0	39	0
1998 — Sammy Knight	6	171	28.5	91t	2
1999 — Ashley Ambrose	6	27	4.5	16	0
2000 — Sammy Knight	5	68	13.6	37t	2
2001 — Sammy Knight	6	114	19.0	40	0

OWNER

FOOTBALL

ADMINISTRATION

RECORDS

HISTORY

# YEARLY LEADERS

2002 —	Fred Thomas	5	80	16.0	43	0
	Sammy Knight	5	36	7.2	17	0
2003 —	Fred Thomas	4	47	11.8	20	0
2004 —	Mike McKenzie	5	19	3.8	14	0
2005 —	Jason Craft	3	63	21.0	39	0
2006 —	Mike McKenzie	2	54	27.0	54	0
	Scott Fujita	2	19	9.5	19	0
	Josh Bullocks	2	14	7.0	14	0
	Omar Stoutmire	2	10	5.0	10	0
2007 —	Mike McKenzie	3	161	53.7	75t	2
	Roman Harper	3	58	19.3	31t	1
	Jason David	3	21	7.0	19	0
2008 —	Jason David	5	83	16.6	42	0
2009 —	Darren Sharper	9	376	41.8	99t	3
2010 —	Malcolm Jenkins	2	105	52.5	96t	1
	Jabari Greer	2	50	25.0	26	1
2011 —	Patrick Robinson	4	31	7.8	25	0
2012 —	Jabari Greer	3	31	10.3	28	0
	Patrick Robinson	3	99	33.0	99t	1
2013 —	Keenan Lewis	4	34	8.5	20	0
2014 —	Kenny Vaccaro	2	45	22.5	45	0
	Keenan Lewis	2	2	1.0	2	0
	Patrick Robinson	2	2	1.0	2	0
	Pierre Warren	2	53	26.5	32	0
	Corey White	2	2	1.0	2	0
2015 —	Delvin Breaux	3	22	7.3	22	0
2016 —	Jairus Byrd	2	35	17.5	24	0
	Kenny Vaccaro	2	30	15.0	30	0
	Sterling Moore	2	8	4.0	8	0
2017 —	Marshon Lattimore	5	85	17.0	33	1
2018 —	Marcus Williams	2	100	50.0	78	0
	Eli Apple	2	29	14.5	29	0
	Chris Banjo	2	0	0.0	0	0
	Marshon Lattimore	2	0	0.0	0	0
2019 —	Marcus Williams	4	56	14.0	55t	1
2020 —	Marcus Williams	3	37	12.3	20	0
	Malcolm Jenkins	3	58	19.3	48	0
	Janoris Jenkins	3	53	17.7	36t	1

## QUARTERBACK SACKS

QUARTERBACK SACKS				No.	Yds.					No.	Yds.
1982	—	Bruce Clark, DE		5.5	51	2001	—	Charlie Clemons, LB		13.5	96
1983	—	Rickey Jackson, LB		12	81.5	2002	—	Darren Howard, DE		8	51
1984	—	Rickey Jackson, LB		12	95	2003	—	Charles Grant, DE		10	42
1985	—	Rickey Jackson, LB		11	89	2004	—	Darren Howard, DE		11	64
1986	—	James Geathers, DE		9	73	2005	—	Will Smith, DE		8.5	60
		Rickey Jackson, LB		9	71	2006	—	Will Smith, DE		10.5	79.5
1987	—	Pat Swilling, LB		10.5	87	2007	—	Will Smith, DE		7	41
1988	—	Rickey Jackson, LB		7	66	2008	—	Bobby McCray, DE		6	35
		Pat Swilling, LB		7	65	2009	—	Will Smith, DE		13	68.5
1989	—	Pat Swilling, LB		16.5	164	2010	—	Sedrick Ellis, DT		6	48
1990	—	Pat Swilling, LB		11	68	2011	—	Roman Harper, S		7.5	55
1991	—	Pat Swilling, LB		17	139	2012	—	Cameron Jordan, DE		8	54
1992	—	Wayne Martin, DE		15	102	2013	—	Cameron Jordan, DE		12.5	101.5
1993	—	Renaldo Turnbull, LB		13	73	2014	—	Junior Galette, OLB		10.0	55.0
1994	—	Darion Conner, LB		10	66	2015	—	Cameron Jordan, DE		10.0	67.0
1995	—	Wayne Martin, DT		13	89	2016	—	Cameron Jordan, DE		7.5	51.5
1996	—	Wayne Martin, DT		11	84.5	2017	—	Cameron Jordan, DE		13.0	93.5
1997	—	Wayne Martin, DT		10.5	60	2018	—	Cameron Jordan, DE		12.0	67.0
1998	—	La'Roi Glover, DT		10	83	2019	—	Cameron Jordan, DE		15.5	98.0
1999	—	La'Roi Glover, DT		8.5	47	2020	—	Trey Hendrickson, DE		13.5	71.0
2000	—	La'Roi Glover, DT		17	112						



## SERVICE

### Most Seasons

15	Drew Brees, 2006-20
13	Morten Andersen, 1982-94
	Hoby Brenner, 1981-93
	Stan Brock, 1980-92
	Rickey Jackson, 1981-93
	Derland Moore, 1973-85
	Frank Warren, 1981-89,91-94
	Jim Wilks, 1981-93

### Most Games

228	Drew Brees, 2006-20
196	Morten Andersen, 1982-94
195	Rickey Jackson, 1981-93
190	Thomas Morstead, 2009-20

## SCORING

### TOTAL POINTS

#### Career

1,318	Morten Andersen, 1982-94 (302 FG, 412 PAT)
768	John Carney, 2001-06,09-10 (168 FG, 264 PAT)
679	<b>Wil Lutz, 2016- (142 FG, 253 PAT)</b>
513	Doug Brien, 1995-2000 (123 FG, 144 PAT)
432	Marques Colston, 2006-15 (72 TD)

#### Season

147	John Kasay, 2011 (28 FG, 63 PAT)
144	<b>Wil Lutz, 2019 (32 FG, 48 PAT)</b>
140	<b>Wil Lutz, 2017 (31 FG; 47 PAT)</b>
136	<b>Wil Lutz, 2018 (28 FG, 52 PAT)</b>
133	<b>Wil Lutz, 2016 (28 FG, 49 PAT)</b>

#### Game

36	<b>Alvin Kamara, vs. Minnesota, 12/25/20 (6 TD)</b>
	<b>TIED NFL RECORD</b>
24	Joe Horn, vs. N.Y. Giants, 12/14/03 (4 TD)
	Reggie Bush, vs. San Francisco, 12/3/06 (4 TD)

#### Opponent

24	Dave Williams, at St. Louis, 11/2/69 (4 TD)
	Wayne Morris, at St. Louis, 10/23/77 (4 TD)
	Rodney Hampton, at N.Y. Giants, 9/24/95 (4 TD)
	Mike Anderson, vs. Denver, 12/3/00 (4 TD)

### TOUCHDOWNS

#### Career

72	Marques Colston, 2006-15
59	<b>Alvin Kamara, 2017-</b>
55	Deuce McAllister, 2001-09
	Mark Ingram II, 2011-18

#### Season

21	<b>Alvin Kamara, 2020</b>
18	Dalton Hilliard, 1989
	<b>Alvin Kamara, 2018</b>
16	Deuce McAllister, 2002
	Jimmy Graham, 2012

#### Game

6	<b>Alvin Kamara, vs. Minnesota, 12/25/20</b>
	<b>TIED NFL RECORD</b>
4	Joe Horn, vs. N.Y. Giants, 12/14/03
	Reggie Bush, vs. San Francisco, 12/3/06

#### Opponent

4	Dave Williams, at St. Louis, 11/2/69
	Wayne Morris, at St. Louis, 10/23/77
	Rodney Hampton, at N.Y. Giants, 9/24/95
	Mike Anderson, vs. Denver, 12/3/00

### FIELD GOALS MADE

#### Career

302	Morten Andersen, 1982-94 (389 att.)
168	John Carney, 2001-06,09-10 (203 att.)
142	<b>Wil Lutz, 2016- (164 att.)</b>
123	Doug Brien, 1995-2000 (149 att.)
82	Garrett Hartley, 2008-13 (101 att.)

#### Season

32	<b>Wil Lutz, 2019 (36 att.)</b>
31	Morten Andersen, 1985 (35 att.)
	John Carney, 2002 (35 att.)
	<b>Wil Lutz, 2017 (36 att.)</b>
29	Morten Andersen, 1992 (34 att.)
28	Morten Andersen, 1987 (36 att.)
	Morten Andersen, 1993 (35 att.)
	Morten Andersen, 1994 (39 att.)
	John Kasay, 2011 (34 att.)
	<b>Wil Lutz, 2016 (34 att.)</b>
	<b>Wil Lutz, 2018 (30 att.)</b>

#### Game

5	Charlie Durkee, at Green Bay, 11/28/71 (6 att.)
	Morten Andersen, vs. L.A. Rams, 12/1/85 (5 att.)
	Morten Andersen, vs. San Francisco, 10/25/87 (7 att.)
	Morten Andersen, vs. Atlanta, 12/3/92 (5 att.)
	Morten Andersen, at Atlanta, 12/11/94 (5 att.)
	John Carney, vs. Minnesota, 10/7/01 (5 att.)
	John Carney, at St. Louis, 10/28/01 (5 att.)
	John Carney, at St. Louis, 9/26/04 (6 att.)

#### Opponent

6	Bobby Howfield, at N.Y. Jets, 12/3/72 (7 att.)
	Ray Wersching, vs. San Francisco, 10/16/83 (6 att.)
	Norm Johnson, vs. Atlanta 11/13/94 (6 att.)
	John Kasay, vs. Carolina, 12/5/04 (6 att.)
	Ryan Succop, vs. Kansas City, 9/23/12 (6 att.)

### LONGEST FIELD GOAL

63	Tom Dempsey, vs. Detroit, 11/8/70
60	Morten Andersen, vs. Chicago, 10/27/91
58	<b>Wil Lutz, vs. Houston, 9/9/19</b>

#### Opponent

58	Brandon McManus, at Denver, 11/29/20
56	Greg Zuerlein, vs. L.A. Rams, 11/4/18

### FIELD GOALS ATTEMPTED

#### Career

389	Morten Andersen, 1982-94 (302 made)
203	John Carney, 2001-06,09-10 (168 made)
164	<b>Wil Lutz, 2016- (142 made)</b>
149	Doug Brien, 1995-2000 (123 made)

#### Season

41	Tom Dempsey, 1969 (22 made)
39	Morten Andersen, 1994 (28 made)
37	Charlie Durkee, 1968 (19 made)
36	Morten Andersen, 1987 (28 made)
	Morten Andersen, 1988 (26 made)
	<b>Wil Lutz, 2017 (31 made)</b>
	<b>Wil Lutz, 2019 (32 made)</b>

# INDIVIDUAL RECORDS

## Game

- 7 Tom Dempsey, vs. Philadelphia, 11/30/69 (4 made)  
Morten Andersen, vs. San Fran., 10/25/87 (5 made)

## Opponent

- 7 Bobby Howfield, at N.Y. Jets, 12/3/72 (6 made)

## POINTS AFTER TOUCHDOWN

### Career

- 412 Morten Andersen, 1982-94 (418 att.)  
264 John Carney, 2001-05, 09-10 (268 att.)  
253 **Wil Lutz, 2016- (260 att.)**  
176 Garrett Hartley, 2008-13 (177 att.)  
144 Doug Brien, 1995-2000 (145 att.)

### Season

- 63 John Kasay, 2011 (63 att.)  
57 Garrett Hartley, 2012 (57 att.)  
**Wil Lutz, 2020 (58 att.)**

## Game

- 8 John Kasay, vs. Indianapolis, 10/23/11 (8 att.)  
7 John Kasay, vs. N.Y. Giants, 11/28/11 (7 att.)  
Garrett Hartley, vs. Dallas, 11/10/13 (7 att.)  
Kai Forbath, vs. N.Y. Giants, 11/11/15 (7 att.)  
**Wil Lutz, vs. L.A. Rams, 11/27/16 (7 att.)**  
**Wil Lutz, vs. Detroit, 10/15/17 (7 att.)**  
**Wil Lutz, vs. Minnesota, 12/25/20 (7 att.)**

## Opponent

- 8 Nick Mike-Mayer, vs. Atlanta, 9/16/73 (8 att.)  
7 Josh Brown, vs. N.Y. Giants, 11/1/15 (7 att.)

## TWO-POINT CONVERSIONS

### Career

- 4 **Alvin Kamara, 2017-**  
3 Joe Horn, 2000-06  
Reggie Bush, 2006-10  
Mark Ingram II, 2011-18

# RUSHING

## TOTAL YARDS

### Career

- 6,096 Deuce McAllister, 2001-09 (1,429 att.)  
6,007 Mark Ingram II, 2011-18 (1,321 att.)  
4,267 George Rogers, 1981-84 (995 att.)

### Season

- 1,674 George Rogers, 1981 (378 att.)  
1,641 Deuce McAllister, 2003 (351 att.)  
1,388 Deuce McAllister, 2002 (325 att.)  
1,353 Rueben Mayes, 1986 (286 att.)  
1,262 Dalton Hilliard, 1989 (344 att.)

## Game

- 206 George Rogers, vs. St. Louis, 9/4/83 (24 att.)  
203 Rueben Mayes, vs. Miami, 12/7/86 (28 att.)  
184 Deuce McAllister, at Philadelphia, 11/23/03 (19 att.)  
179 Ricky Williams, vs. Cleveland, 10/31/99 (40 att.)  
174 Ray Zellers, vs. Chicago, 10/13/96 (20 att.)

## Opponent

- 251 Mike Anderson, vs. Denver, 12/3/00 (37 att.)  
247 Willie Ellison, at L.A. Rams, 12/5/71 (26 att.)  
220 Marshall Faulk, vs. St. Louis, 12/24/00 (32 att.)

## MOST 100-YARD RUSHING GAMES

### Career

- 27 Deuce McAllister, 2001-09  
16 George Rogers, 1981-84  
15 Mark Ingram II, 2011-18  
12 Ricky Williams, 1999-2001  
11 Rueben Mayes, 1986-88, 90

### Season

- 9 George Rogers, 1981  
Deuce McAllister, 2003  
8 Deuce McAllister, 2002  
6 Rueben Mayes, 1986  
Deuce McAllister, 2004

## DUAL 100-YARD RUSHING GAMES

at Kansas City, 9/26/76

Tony Galbreath, 14-146, 2 TD; Chuck Muncie, 25-126  
at Cincinnati, 11/4/90

Craig Heyward, 19-122, 1 TD; Rueben Mayes, 30-115, 1 TD  
at New York Giants, 12/24/06

Reggie Bush, 20-126, 1 TD; Deuce McAllister, 27-108, 1 TD  
at Buffalo, 11/12/17

Mark Ingram II, 13-134, 3 TD; **Alvin Kamara, 12-106, 1 TD**

## Opponent

- vs. San Francisco, 11/13/77  
Wilbur Jackson, 22-123; Del Williams, 25-110, 1 TD  
vs. St. Louis, 10/5/80  
Ottis Anderson, 22-126; Wayne Morris, 22-102, 3 TDs

## ATTEMPTS

### Career

- 1,429 Deuce McAllister, 2001-09 (6,096 yds.)  
1,321 Mark Ingram II, 2011-18 (6,007 yds.)  
1,126 Dalton Hilliard, 1986-93 (4,164 yds.)

### Season

- 378 George Rogers, 1981 (1,674 yds.)  
351 Deuce McAllister, 2003 (1,641 yds.)  
344 Dalton Hilliard, 1989 (1,262 yds.)  
325 Deuce McAllister, 2002 (1,388 yds.)

## Game

- 40 Ricky Williams, vs. Cleveland, 10/31/99 (179 yds.)  
38 Ricky Williams, vs. Carolina, 10/15/00 (144 yds.)  
35 Earl Campbell, at Minnesota, 11/24/85 (160 yds.)  
Dwight Beverly, at St. Louis, 10/11/87 (139 yds.)

## Opponent

- 39 Gerald Riggs, vs. Atlanta, 12/22/85 (158 yds.)

## TOUCHDOWNS RUSHING

### Career

- 50 Mark Ingram II, 2011-18  
49 Deuce McAllister, 2001-09  
43 **Alvin Kamara, 2017-**

### Season

- 16 **Alvin Kamara, 2020**  
14 **Alvin Kamara, 2018**  
13 Deuce McAllister, 2002  
George Rogers, 1981  
Dalton Hilliard, 1989

## Game

- 6 **Alvin Kamara, vs. Minnesota, 12/25/20**  
**TIED NFL RECORD**

# INDIVIDUAL RECORDS

## Opponent

- 4 Wayne Morris, at St. Louis, 10/23/77  
Rodney Hampton, at N.Y. Giants, 9/24/95  
Mike Anderson, vs. Denver, 12/3/00

## HIGHEST RUSHING AVERAGE

### Career (minimum 250 attempts)

- 5.8 Archie Manning, 1971-75, 77-82 (357 att.-2,058 yds.)  
5.4 Hokie Gajan, 1982-85 (252 att.-1,358 yds.)  
5.10 Chris Ivory, 2010-12 (256 att.-1,307 yds.)  
5.0 **Alvin Kamara, 2017- (672 att.-3,340 yds.)**  
4.6 Pierre Thomas, 2007-14 (818 att.-3,745 yds.)

### Season (minimum 75 attempts)

- 6.9 Darren Sproles, 2011 (87 att.-603 yds.)  
6.1 **Alvin Kamara, 2017 (120 att.-728 yds.)**  
6.0 Hokie Gajan, 1984 (102 att.-615 yds.)

### Game (minimum 8 attempts)

- 12.2 Mark Ingram II, vs. Washington, 11/19/17 (11-134)  
10.9 Khiry Robinson, at Dallas, 9/28/14 (8-87)  
10.8 Lorenzo Neal, at Atlanta, 9/12/93 (8-86)  
10.5 Chris Ivory, at Tampa Bay, 10/17/10 (15-158)  
10.5 Mark Ingram II, at San Francisco, 11/6/16 (15-158)

### Opponent (minimum 8 attempts)

- 12.8 Steve Young, at San Francisco, 12/23/90 (8-102)

## LONGEST SCORING RUN

- 79 George Rogers, at Cleveland, 10/18/81  
76 George Rogers, vs. St. Louis, 9/4/83  
Deuce McAllister, at Philadelphia, 11/23/03  
75 Mark Ingram, at San Francisco, 11/6/16  
74 Tony Galbreath, at Kansas City, 9/26/76  
Lorenzo Neal, at Atlanta, 9/12/93  
Mario Bates, vs. Detroit, 9/21/97  
**Alvin Kamara, at L.A. Rams, 11/26/17**

### Opponent

- 91 Jamaal Charles, vs. Kansas City, 9/23/12  
82 Miles Sanders, at Philadelphia, 12/13/20

## LONGEST NON-SCORING RUN

- 73 George Rogers, vs. Philadelphia, 10/11/81  
71 Deuce McAllister, at Carolina, 1/2/05  
72 Mark Ingram II, vs. Carolina, 12/3/17  
70 Mark Ingram II, at Washington, 11/15/15

### Opponent

- 76 Willie Parker, at Pittsburgh, 11/12/06

## RECEIVING

### TOTAL RECEIVING YARDS

#### Career

- 9,759 Marques Colston, 2006-15 (711 rec.)  
7,854 Eric Martin, 1985-93 (532 rec.)  
7,622 Joe Horn, 2000-06 (523 rec.)  
5,950 **Michael Thomas, 2016- (510 rec.)**  
4,875 Danny Abramowicz, 1967-72 (309 rec.)

#### Season

- 1,725 **Michael Thomas, 2019 (149 rec.)**  
1,405 **Michael Thomas, 2018 (125 rec.)**  
1,399 Joe Horn, 2004 (94 rec.)  
1,340 Joe Horn, 2000 (94 rec.)  
1,312 Joe Horn, 2002 (88 rec.)

## Game

- 211 **Michael Thomas, vs. L.A. Rams, 11/4/18 (12 rec.)**  
205 Wes Chandler, vs. Atlanta, 9/27/9 (6 rec.)  
200 Torrance Small, at Denver, 12/24/94 (6 rec.)

### Opponent

- 336 Willie Anderson, vs. L.A. Rams, 11/26/89 (15 rec.)  
248 Richard Johnson, at Detroit, 12/3/89 (8 rec.)  
224 Dez Bryant, at Dallas, 12/23/12 (9 rec.)

## MOST 100-YARD RECEIVING GAMES

### Career

- 28 Joe Horn, 2000-06  
Marques Colston, 2006-15  
21 **Michael Thomas, 2016-**  
18 Eric Martin, 1985-93  
13 Jimmy Graham, 2010-14

### Season

- 10 **Michael Thomas, 2019**  
6 Joe Horn, 2002  
Jimmy Graham, 2013

## DUAL 100-YARD RECEIVING GAMES

- at Atlanta, 11/25/79  
Henry Childs, 3-117, 1 TD; Wes Chandler, 6-103  
vs. *Philadelphia*, 11/9/80  
Wes Chandler, 9-139, 1 TD; Ike Harris, 4-119  
vs. *Buffalo*, 12/27/98  
Brett Bech, 4-113, 2 TD; Cam Cleeland, 10-112, 1 TD  
vs. *Denver*, 12/3/00  
Joe Horn, 10-170; Robert Wilson, 8-122  
vs. *N.Y. Giants*, 9/19/05  
Joe Horn, 9-143, 1 TD; Donté Stallworth, 8-141  
vs. *Baltimore*, 10/29/06  
Marques Colston, 6-163, 2 TD; Joe Horn, 5-126, 1 TD  
at Tampa Bay, 11/5/06  
Marques Colston, 11-123, 1 TD; Devery Henderson, 3-111, 2 TD  
vs. *New England*, 11/30/09  
Marques Colston, 4-121, 1 TD; Devery Henderson, 3-116, 1 TD  
at Tampa Bay, 10/16/11  
Marques Colston, 7-118, 1 TD; Jimmy Graham, 7-124  
vs. *San Diego*, 10/7/12  
Marques Colston, 9-131, 3 TD; Devery Henderson, 8-123, 1 TD  
at Dallas, 12/23/12  
Marques Colston, 10-153; Darren Sproles, 7-144  
vs. *Carolina*, 12/30/12  
Jimmy Graham, 9-115, 1 TD; Lance Moore, 4-121  
vs. *Miami*, 9/30/13  
Jimmy Graham, 4-100, 2 TD; Darren Sproles, 7-114, 1 TD at  
Detroit, 10/19/14  
Marques Colston, 6-111; Kenny Stills, 5-103  
at Philadelphia, 10/11/15  
Brandin Cooks, 5-107, 1 TD; Willie Snead IV, 6-141  
vs. *N.Y. Giants*, 11/1/15  
Marques Colston, 8-114, 1 TD; Benjamin Watson, 9-147, 1 TD  
vs. *Oakland*, 9/11/16  
Brandin Cooks, 6-143, 2 TDs; Willie Snead IV, 9-172, 1 TD  
at Atlanta, 9/23/18  
**Alvin Kamara, 15-124; Michael Thomas, 10-129**  
vs. Houston, 9/9/19  
Ted Ginn Jr., 7-101; **Michael Thomas, 10-123**

### Opponent

- at Cleveland, 11/10/68  
Paul Warfield, 5-107, 1 TD; Leroy Kelly, 3-104, 2 TD  
at St. Louis, 11/2/69

OWNER

FOOTBALL

ADMINISTRATION

RECORDS

HISTORY

# INDIVIDUAL RECORDS

OWNER

FOOTBALL

ADMINISTRATION

RECORDS

HISTORY

Dave Williams, 8-164, 4 TD; John Gilliam, 5-106, 1 TD

at Minnesota, 12/1/74

Jim Lash, 3-112; John Gilliam, 5-109, 2 TD

at N.Y. Giants, 9/20/81

Johnny Perkins, 8-118; Gary Shirk, 11-101, 1 TD

at L.A. Rams, 12/9/90

Willie Anderson, 5-123; Henry Ellard, 5-107, 1 TD

at Minnesota, 11/6/94

Jake Reed, 8-157, 1 TD; Cris Carter, 12-151

vs. Atlanta, 11/13/94

Terance Mathis, 10-125; Andre Rison, 8-118, 1 TD

vs. Atlanta, 9/17/95

Eric Metcalf, 11-155; Bert Emanuel, 6-104

at Minnesota, 11/19/95

Qadry Ismail, 5-142, 1 TD; Cris Carter, 12-137, 2 TD

vs. Carolina, 11/26/95

Mark Carrier, 6-132, 2 TD; Willie Green, 4-105, 1 TD

vs. Atlanta, 12/13/98

Tony Martin, 8-109; Terance Mathis, 6-198

vs. St. Louis, 12/12/99

Torry Holt, 6-113; Isaac Bruce, 4-119

at St. Louis, 10/28/01

Trung Canidate 10-107; Isaac Bruce 7-179, 1 TD

at Philadelphia, 9/20/09

Brent Celek 8-104; DeSean Jackson 4-101, 1 TD

vs. Houston, 9/25/11

James Casey 5-126, 1 TD; Andre Johnson 7-128

vs. Atlanta, 12/26/11

Julio Jones 8-128, 1 TD; Roddy White 11-127

vs. Atlanta, 11/11/12

Tony Gonzalez 11-122, 2 TD; Roddy White 7-114

at Green Bay, 10/26/14

Randall Cobb 5-126, 1 TD; Eddie Lacy 8-123

vs. Jacksonville, 12/27/15

Allen Hurns 8-107, 2 TD; Allen Robinson 6-151, 1 TD

at Tampa Bay, 12/31/17

Chris Godwin 7-111, 1 TD; Adam Humphries 7-102

vs. Tampa Bay, 9/9/18

Mike Evans 7-147, 1 TD; DeSean Jackson 5-146, 2 TDs

at Minnesota, 10/28/18

Stefon Diggs 10-119, 1 TD; Adam Thielen 7-103, 1 TD

vs. Pittsburgh, 12/23/18

Antonio Brown 14-185, 2 TDs; JuJu Smith-Schuster 11-115

at Carolina, 1/3/21

Curtis Samuel 7-118; DJ Moore 5-105

## TOTAL RECEPTIONS

### Career

711 Marques Colston, 2006-15 (9,759 yds.)

532 Eric Martin, 1985-93 (7,854 yds.)

523 Joe Horn, 2000-06 (7,622 yds.)

510 **Michael Thomas, 2016- (5,950 yds.)**

386 Jimmy Graham, 2010-14 (4,752 yds.)

### Season

149 **Michael Thomas, 2019 (1,725 yards) NFL**

### RECORD

125 **Michael Thomas, 2018 (1,405 yds.)**

104 **Michael Thomas, 2017 (1,245 yds.)**

99 Jimmy Graham, 2011 (1,310 yds.)

98 Marques Colston, 2007 (1,202 yds.)

### Game

16 **Michael Thomas, vs. Tampa Bay, 9/9/18 (180 yds.)**

15 **Alvin Kamara, at Atlanta, 9/23/18 (124 yds.)**

14 Tony Galbreath, at Green Bay, 9/10/78 (122 yds.)

### Opponent

15 Willie Anderson, vs. L.A. Rams, 11/26/89 (336 yds.)

14 Antonio Brown, vs. Pittsburgh, 12/23/18 (185 yds.)

## TOUCHDOWNS RECEIVING

### Career

72 Marques Colston, 2006-15

51 Jimmy Graham, 2010-14

50 Joe Horn, 2000-06

48 Eric Martin, 1985-93

### Season

16 Jimmy Graham, 2013

11 Joe Horn, 2004

Marques Colston, 2007

Jimmy Graham, 2011

### Game

4 Joe Horn, vs. N.Y. Giants 12/14/03

### Opponent

4 Dave Williams, at St. Louis 11/2/69

## HIGHEST RECEIVING AVERAGE

### Career (minimum 100 receptions)

17.9 Devery Henderson, 2004-12 (245 rec.-4,377 yds.)

16.4 Ike Harris, 1978-81 (104 rec.-1,710 yds.)

16.5 Robert Meachem, 2007-11, 13-14 (164 rec.-2,707 yds.)

15.8 Danny Abramowicz, 1967-73 (309 rec.-4,875 yds.)

### Season (minimum 20 receptions)

24.8 Devery Henderson, 2008 (32 rec.-793 yds.)

23.3 Devery Henderson, 2006 (32 rec.-745 yds.)

21.2 Keith Poole, 1998 (24 rec.-509 yds.)

### Game (minimum 3 receptions)

54.7 Eric Martin, vs. Green Bay, 9/14/86 (3-164)

51.3 Keith Poole, at Atlanta, 10/18/98 (3-154)

44.7 Joe Horn, at Atlanta, 11/17/02 (3-134)

### Opponent (minimum 3 receptions)

44.7 Stephen Baker, vs. N.Y. Giants, 11/27/88 (3-134)

## LONGEST SCORING RECEPTIONS

98 Brandin Cooks from Drew Brees,

vs. Oakland, 9/11/16

90 Eddie Kennison from Billy Joe Hobert,

vs. Atlanta 10/10/99

89 Andre Hastings from Kerry Collins,

vs. Dallas, 12/6/98

89 Randal Hill from Heath Shuler,

at Chicago, 10/5/97

87 Brandin Cooks from Drew Brees,

vs. Carolina, 10/16/16

### Opponent

98 Michael Haynes from Bobby Hebert,

at Atlanta, 9/12/93

90 Allen Robinson from Blake Bortles, vs.

Jacksonville, 12/27/15

88 Harmon Wages from Bob Berry,

at Atlanta, 12/7/69

Pierre Garcon from Robert Griffin III,

vs. Washington, 9/9/12

## LONGEST NON-SCORING RECEPTIONS

96 Walt Roberts from Billy Kilmer,

at Philadelphia, 11/19/67

# INDIVIDUAL RECORDS

85	Wes Chandler from Archie Manning, at San Francisco, 9/23/79
84	Eric Martin from Bobby Hebert, vs. Green Bay, 9/14/86
84	Ken Burrough from Bob Berry, vs. Atlanta, 12/19/71

10	Aaron Brooks, 2000-05
9	Archie Manning, 1971-75, 77-82

## Season

13	Drew Brees, 2011-NFL RECORD
11	Drew Brees, 2013
10	Drew Brees, 2008
	Drew Brees, 2012
	Drew Brees, 2015
	Drew Brees, 2016

## TOTAL YARDS FROM SCRIMMAGE

### TOTAL YARDS (RUSHING & RECEIVING)

#### Career

9,766	Marques Colston, 2006-15 (9,759 receiving)
7,865	Eric Martin, 1985-93 (7,854 receiving)
7,816	Deuce McAllister, 2001-09 (6,096 rushing)
7,653	Joe Horn, 2000-06 (7,622 receiving)
7,605	Mark Ingram II, 2011-18 (6,007 rushing)

#### Season

2,157	Deuce McAllister, 2003 (1,641 rushing)
1,800	George Rogers, 1981 (1,674 rushing)
1,776	Dalton Hiliard, 1989 (1,262 rushing)
1,756	Ricky Williams, 2001 (1,245 rushing)

#### Game

237	Deuce McAllister, vs. Atlanta, 11/16/03 (173 rushing)
232	Deuce McAllister, at Philadelphia, 11/23/03 (184 rushing)
226	Pierre Thomas, at Chicago, 12/30/07 (121 receiving)
225	Rueben Mayes, vs. Miami, 12/7/86 (203 rushing)

#### Opponent

336	Willie Anderson, vs. L.A. Rams, 11/26/89 (all receiving)
-----	--

### PASS ATTEMPTS

#### Career

8,742	Drew Brees, 2006-20 (6,017 comp.)
3,335	Archie Manning, 1971-75, 77-82 (1,849 comp.)
2,771	Aaron Brooks, 2000-05 (1,563 comp.)

#### Season

673	Drew Brees, 2016 (471 comp.)
670	Drew Brees, 2012 (442 comp.)
659	Drew Brees, 2014 (456 comp.)
658	Drew Brees, 2010 (448 comp.)
657	Drew Brees, 2011 (468 comp.)

#### Game

60	Aaron Brooks, vs. Denver, 11/21/04 (34 comp.)
	Drew Brees, at Chicago, 12/30/07 (35 comp.)
58	Drew Brees, at Atlanta, 11/9/08 (31 comp.)
57	Drew Brees, vs. Tampa Bay, 10/5/14 (35 comp.)

#### Opponent

59	Steve Grogan, at New England, 11/12/89 (27 comp.)
58	Ben Roethlisberger, at Pittsburgh, 11/30/14 (32 comp.)

## PASSING

### TOTAL PASSING YARDS

#### Career

68,010	Drew Brees, 2006-20 (8,742 att.-6,017 comp.)
21,734	Archie Manning, 1971-75, 77-82 (3,335 att.-1,849 comp.)
19,156	Aaron Brooks, 2000-05 (2,771 att.-1,563 comp.)

#### Season

5,476	Drew Brees, 2011 (657 att.-468 comp.)
5,208	Drew Brees, 2016 (673 att.-471 comp.)
5,177	Drew Brees, 2012 (670 att.-422 comp.)
5,162	Drew Brees, 2013 (650 att.-446 comp.)
5,069	Drew Brees, 2008 (635 att.-413 comp.)

#### Game

510	Drew Brees, vs. Cincinnati, 11/19/06 (37-52)
505	Drew Brees, vs. N.Y. Giants, 11/1/15 (39-50)
465	Drew Brees, vs. Carolina, 10/16/16 (34-49)
446	Drew Brees, at Dallas, 12/23/12 (37-53)
	Drew Brees, at Green Bay, 9/30/12 (35-54)
445	Drew Brees, vs. Jacksonville, 11/4/07 (35-49)

#### Opponent

454	Jim Everett, vs. L.A. Rams, 11/26/89 (29-51)
448	Matt Ryan, at Atlanta, 9/7/14 (31-43)

### MOST 300-YARD PASSING GAMES

#### Career

116	Drew Brees, 2006-20
-----	---------------------

### PASS COMPLETIONS

#### Career

6,017	Drew Brees, 2006-20 (8,742 att.)
1,849	Archie Manning, 1971-75, 77-82 (3,335 att.)
1,563	Aaron Brooks, 2000-05 (2,771 att.)

#### Season

471	Drew Brees, 2016 (673 att.) NFL RECORD
468	Drew Brees, 2011 (657 att.)

#### Game

39	Drew Brees, at Denver, 9/21/08 (48 att.)
	Drew Brees, at St. Louis, 12/15/13 (56 att.)
	Drew Brees, vs. N.Y. Giants, 11/1/15 (50 att.)
	Drew Brees at Atlanta, 9/23/18 (49 att.)

#### Opponent

35	Matt Ryan, vs. Atlanta, 11/22/18 (47 att.)
	Matt Ryan, at Atlanta, 11/28/19 (50 att.)
34	Matt Ryan, vs. Atlanta, 12/26/11 (52 att.)
	Matt Ryan, vs. Atlanta, 11/11/12 (52 att.)

### MOST CONSECUTIVE COMPLETIONS

23	Drew Brees, 12/16-12/22/19
19	Drew Brees, 12/27/09
	Drew Brees, 11/10/13
	Drew Brees, 11/19-11/26/17
18	Drew Brees, 11/1/15

#### Opponent

18	Don Majkowski, at Green Bay, 9/17/89
----	--------------------------------------

OWNER

FOOTBALL

ADMINISTRATION

RECORDS

HISTORY



# INDIVIDUAL RECORDS

## COMPLETION PERCENTAGE

### Career (minimum 500 attempts)

68.8	Drew Brees, 2006-20 (8,742 att.-6,017 comp.)
61.0	Jim Everett, 1994-96 (1,571 att.-958 comp.)
58.5	Bobby Hebert, 1985-89, 91-92 (2,055 att.-1,202 comp.)

### Season (minimum 100 attempts)

74.4	Drew Brees, 2018 (489 att.-364 comp.) NFL RECORD
74.3	Drew Brees, 2019 (378 att.-281 comp.)
72.0	Drew Brees, 2017 (536 att.-386 comp.)

### Game (minimum 10 attempts)

96.7	Drew Brees, vs. Indianapolis, 12/16/19 (30-29)
90.9	Mike Buck, at Pittsburgh, 10/17/93 (11-10)
89.6	Drew Brees, vs. Washington, 10/8/18 (29-26)
88.6	Drew Brees, vs. Indianapolis, 10/23/11 (35-31)

### Opponent

90.9	Scott Hunter, at Atlanta, 10/31/76 (11-10)
90.5	Lynn Dickey, vs. Green Bay, 12/13/81 (21-19)

## TOUCHDOWN PASSES

### Career

491	Drew Brees, 2006-20
120	Aaron Brooks, 2000-05
115	Archie Manning, 1971-75, 77-82

### Season

46	Drew Brees, 2011
43	Drew Brees, 2012
39	Drew Brees, 2013

### Game

7	Drew Brees, vs. N.Y. Giants, 11/1/15
6	Billy Kilmer, at St. Louis, 11/2/69
	Drew Brees, vs. Detroit, 9/13/09
5	8 times, last Drew Brees at Pittsburgh, 11/30/14

### Opponent

6	Charley Johnson, at St. Louis, 11/2/69
	Peyton Manning, vs. Indianapolis, 9/28/03
	Eli Manning, vs. N.Y. Giants, 11/1/15

## PASSER RATING

### Career (minimum 500 attempts)

101.5	Drew Brees, 2006-20 (6,017-8,742; 68,010 yds.; 491 TD, 190 INT)
-------	--

### Season (minimum 100 attempts)

116.3	Drew Brees, 2019 (281-373; 2,979 yds.; 27 TD, 4 INT)
115.7	Drew Brees, 2018 (364-489; 3,992 yds.; 32 TD, 5 INT)
110.6	Drew Brees, 2011 (468-657; 5,476 yds.; 46 TD, 14 INT)
109.6	Drew Brees, 2009 (363-514; 4,388 yds.; 34 TD, 11 INT)
106.4	Drew Brees, 2020 (275-390; 2,942 yds.; 24 TD, 6 INT)

### Game (minimum 10 attempts)

158.3	Mike Buck, at Pittsburgh, 10/17/93 (10-11, 164 yds., 2 TD, 0 INT)
158.3	Drew Brees, vs. New England, 11/30/09 (18-23; 371 yds.; 5 TD, 0 INT)

157.5	Drew Brees, vs. Green Bay, 11/24/08 (20-26; 323 yds.; 4 TD, 0 INT)
157.4	Drew Brees, vs. Tampa Bay, 12/29/13 (24-31; 381 yds.; 4 TD, 0 INT)
156.8	Drew Brees, vs. N.Y. Giants, 10/18/09 (23-30; 369 yds.; 4 TD, 0 INT)

## PASSES INTERCEPTED

### Career

190	Drew Brees, 2006-20
156	Archie Manning, 1971-75, 77-82
84	Aaron Brooks, 2000-05

### Season

22	Aaron Brooks, 2001 Drew Brees, 2010
21	Archie Manning, 1972 Aaron Brooks, 2004
20	Archie Manning, 1975 Archie Manning, 1979 Archie Manning, 1980

### Game

5	Archie Manning, vs. Atlanta, 9/16/73
	Archie Manning, vs. L.A. Rams, 10/7/79
	Drew Brees, at Atlanta, 11/29/12

### Opponent

5	Randy Wright, vs. Green Bay, 9/14/86
	Scott Campbell, at Atlanta, 11/1/87

## MOST TIMES SACKED

### Career

337	Archie Manning, 1971-75, 77-82
328	Drew Brees, 2006-20

### Season

50	Aaron Brooks, 2001
49	Archie Manning, 1975
43	Archie Manning, 1972

### Game

9	Dave Wilson, at San Francisco, 11/13/83
	Dave Wilson, at L.A. Rams, 11/3/85
	Wade Wilson, at Cleveland, 12/5/93

### Opponent

9	Matt Ryan, at Atlanta, 11/28/19
---	---------------------------------

## PUNTING

### MOST PUNTS

#### Career

692	Thomas Morstead, 2009-20 (46.5 avg.)
515	Tommy Barnhardt, 1987-89-94-99 (42.5 avg.)

#### Season

101	Tom Blanchard, 1976 (39.3 avg.)
92	Tom Blanchard, 1975 (41.0 avg.)
89	Russell Erxleben, 1980 (39.2 avg.)

#### Game

12	Tom Blanchard, vs. Minnesota, 11/16/75 (42.9 avg.)
	Steve O'Neal, at San Francisco, 10/21/73 (41.6 avg.)
	Russell Erxleben, vs. Washington, 12/26/82 (44.7 avg.)

# INDIVIDUAL RECORDS

Tommy Barnhardt, at Baltimore, 12/19/99 (37.2 avg.)

## Opponent

- 12 Todd Sauerbrun, at Chicago, 10/5/97 (43.7 avg.)  
11 Shawn McCarthy, at New England, 11/8/92 (42.1 avg.)

## HIGHEST PUNTING AVERAGE

### Career (minimum 50 attempts)

- 46.5 Thomas Morstead, 2009-20 (692 punts)  
45.8 Mark Royals, 1997-98 (176 punts)

### Season (minimum 40 attempts)

- 50.1 Thomas Morstead, 2012 (74 punts)  
48.34 Thomas Morstead, 2011 (46 punts)  
48.26 Thomas Morstead, 2016 (57 punts)

## LONGEST PUNT

- 81 Tom McNeill, vs. Dallas, 9/28/69

## Opponent

- 87 Dave Finzer, at Chicago, 10/7/84

## PUNT RETURNS

### MOST RETURNS

#### Career

- 142 Michael Lewis, 2001-06 (10.4 avg.)  
116 Tyrone Hughes, 1993-96 (9.1 avg.)  
104 Jeff Groth, 1981-84 (8.5 avg.)  
92 Reggie Bush, 2006-10 (7.8 avg.)  
81 Darren Sproles, 2011-13 (8.3 avg.)

#### Season

- 47 Eric Guliford, 1997 (10.6 avg.)  
44 Michael Lewis, 2002 (14.2 avg.)  
39 Jeff Groth, 1983 (7.1 avg.)

#### Game

- 8 Marcus Murphy, at Indianapolis, 10/25/15 (44 yds.)  
7 Eric Guliford, at Oakland, 11/9/97 (90 yds.)  
Michael Lewis, at Carolina, 11/10/02 (98 yds.)

#### Opponent

- 10 Mike Nelms, vs. Washington, 12/26/82 (106 yds.)

## MOST YARDS

#### Career

- 1,482 Michael Lewis, 2001-06 (142 ret.)  
1,060 Tyrone Hughes, 1993-96 (116 ret.)  
887 Jeff Groth, 1981-84 (104 ret.)  
720 Reggie Bush, 2006-10 (92 ret.)  
671 Darren Sproles, 2011-13 (81 ret.)

#### Season

- 625 Michael Lewis, 2002 (44 ret.)  
503 Tyrone Hughes, 1993 (37 ret.)  
498 Eric Guliford, 1997 (47 ret.)  
436 Jeff Groth, 1981 (37 ret.)  
382 Michael Lewis, 2004 (34 ret.)

#### Game

- 176 Reggie Bush, vs. Minnesota, 10/6/08 (5 ret.)  
161 Pete Athas, vs. Houston, 10/3/76 (6 ret.)  
139 Michael Lewis, vs. Carolina, 12/29/02 (5 ret.)  
130 Mel Gray, vs. Tampa Bay, 12/6/87 (2 ret.)  
128 Tyrone Hughes, at Rams, 10/3/93 (4 ret.)

#### Opponent

- 143 Chuck Latourette, vs. St. Louis, 9/29/68 (3 ret.)

## HIGHEST RETURN AVERAGE

### Career (minimum 20 returns)

- 13.4 Mel Gray, 1986-88 (49 ret.)  
13.3 Andre Hastings, 1997-99 (23 ret.)  
12.2 Deonte Harris, 2019- (53 ret.)  
10.5 Eric Guliford, 1997-98 (57 ret.)  
10.4 Michael Lewis, 2001-06 (142 ret.)

### Season (minimum 10 returns)

- 14.7 Mel Gray, 1987 (24 ret.)  
14.2 Michael Lewis, 2002 (44 ret.)  
14.0 Andre Hastings, 1998 (22 ret.)  
13.6 Tyrone Hughes, 1993 (37 ret.)  
13.5 Reggie Bush, 2008 (20 ret.)

## LONGEST RETURNS

- 83t Tyrone Hughes, at Philadelphia, 12/26/93  
Michael Lewis, at Washington, 10/13/02  
80 Mel Gray, vs. Tampa Bay, 12/6/87

#### Opponent

- 103t Robert Bailey, vs. L.A. Rams, 10/23/94

## PUNTS RETURNED FOR TOUCHDOWNS (13)

- 83 Michael Lewis, at Washington, 10/13/02  
83 Tyrone Hughes, at Philadelphia, 12/26/93  
74 Tyrone Hughes, at L.A. Rams, 10/3/93  
74 Marcus Murphy, at Carolina, 9/27/15  
72 Darren Sproles, at Green Bay, 9/8/11  
71 Reggie Bush, vs. Minnesota, 10/6/08  
66 Mel Gray, vs. Denver, 11/20/88  
65 Reggie Bush, vs. Tampa Bay, 10/8/06  
64 Reggie Bush, vs. Minnesota, 10/6/08  
56 Derrick Shepard, vs. Dallas, 9/10/89  
55 Reggie Bush, at Washington, 9/14/08  
53 Charlie Brown, vs. Pittsburgh, 12/15/68  
53 Deonte Harris, at Seattle, 9/22/19

### Opponent (26) - Longest:

- 103 Robert Bailey, vs. L.A. Rams, 10/23/94  
95 Desmond Howard, vs. Detroit, 9/3/00  
88 Mike Fuller, vs. San Diego, 10/9/77  
86 Chuck Latourette, vs. St. Louis, 9/29/68  
84 Ron Smith, at San Diego, 11/18/73  
Winslow Oliver, vs. Carolina, 9/8/96

## KICKOFF RETURNS

### MOST RETURNS

#### Career

- 243 Michael Lewis, 2001-06 (24.3 avg.)  
229 Tyrone Hughes, 1993-96 (25.0 avg.)  
124 Rich Mauti, 1977-80, 1982-83 (22.9 avg.)

#### Season

- 70 Michael Lewis, 2002 (25.8 avg.)  
Tyrone Hughes, 1996 (25.6 avg.)  
66 Tyrone Hughes, 1995 (24.5 avg.)

#### Game

- 8 Tyrone Hughes, vs. San Diego, 10/16/94 (196 yds.)  
Tyrone Hughes, at Minnesota, 11/19/95 (156 yds.)  
Michael Lewis, at Detroit, 9/29/02 (158 yds.)  
Aaron Stecker, vs. Carolina, 12/5/04 (214 yds.)  
Pierre Thomas, vs. St. Louis, 11/11/07 (233 yds.)

OWNER

FOOTBALL

ADMINISTRATION

RECORDS

HISTORY

# INDIVIDUAL RECORDS

## Opponent

8 Troy Walters, vs. Minnesota, 10/7/01 (178 yds.)

## MOST YARDS

### Career

5,903 Michael Lewis, 2001-06 (243 ret.)  
5,717 Tyrone Hughes, 1993-96 (229 ret.)  
2,836 Rich Mauti, 1977-80, 82-83 (124 ret.)

### Season

1,807 Michael Lewis, 2002 (70 ret.)  
1,791 Tyrone Hughes, 1996 (70 ret.)  
1,617 Tyrone Hughes, 1995 (66 ret.)

### Game

304 Tyrone Hughes, vs. L.A. Rams, 10/23/94 (7 ret.)  
233 Pierre Thomas, vs. St. Louis, 11/11/07 (8 ret.)  
215 Dino Philyaw, vs. St. Louis, 12/12/99 (7 ret.)

## Opponent

230 Domenik Hixon, vs. N.Y. Giants, 10/18/09 (7 ret.)  
227 David Wilson, at N.Y. Giants, 12/9/12 (4 ret.)  
203 Jason Tucker, vs. Dallas, 12/24/99 (6 ret.)

## HIGHEST RETURN AVERAGE

### Career (minimum 25 returns)

27.0 Deonte Harris, 2019- (40 ret.)  
26.3 Walt Roberts, 1967 (28 ret.)  
26.1 Darren Sproles, 2011-13 (70 ret.)  
26.1 John Gilliam, 1967-68, 77 (31 ret.)

### Season (minimum 10 returns)

31.5 Alvin Kamara, 2017 (11 ret.)  
30.1 John Gilliam, 1967 (16 ret.)  
27.9 Don Shy, 1969 (16 ret.)  
27.9 Mel Gray, 1986 (31 ret.)  
27.8 Bobby Morse, 1989 (10 ret.)

## KICKOFFS RETURNED FOR TOUCHDOWNS (16)

106 Alvin Kamara, at Tampa Bay, 12/31/17  
102 Eric Guliford, at St. Louis, 8/31/97  
101 Mel Gray, at San Francisco, 9/21/86  
100 Aaron Craver, at Minnesota, 11/8/98  
99 Bobby Morse, at Detroit, 12/3/89  
Tyrone Hughes, at Minnesota, 11/28/93  
98 Tyrone Hughes, vs. L.A. Rams, 10/23/94  
98 Aaron Stecker, at Tampa Bay, 12/19/04  
97 Michael Lewis, vs. Minnesota, 12/15/02  
Courtney Roby, at St. Louis, 11/15/09  
96 Michael Lewis, vs. Atlanta, 12/26/04  
94 John Gilliam, vs. L.A. Rams, 9/17/67  
92 Clarence Chapman, at San Francisco, 11/27/77  
92 Tyrone Hughes, vs. L.A. Rams, 10/23/94  
91 Walt Roberts, vs. Philadelphia, 11/5/67  
90 Michael Lewis, at Washington, 10/13/02

## Opponent (14) - 5 Longest

108 Randall Cobb, at Green Bay, 9/8/11  
105 Travis Williams, at L.A. Rams, 12/5/71  
102 Cordarrelle Patterson at Chicago, 10/20/19  
100 Rod Smart, at Carolina, 10/5/03  
Maurice Jones-Drew, vs. Jacksonville, 11/4/07

# COMBINED KICKOFF/ PUNT RETURNS

## MOST RETURNS

### Career

385 Michael Lewis, 2001-06  
345 Tyrone Hughes, 1993-96  
199 Rich Mauti, 1977-80, 82-83  
151 Darren Sproles, 2011-13  
142 Mel Gray, 1986-88

### Season

114 Michael Lewis, 2002  
100 Tyrone Hughes, 1996

### Game

11 Tyrone Hughes, at Carolina, 10/22/95  
Tyrone Hughes, vs. Arizona, 9/22/96  
Michael Lewis, at Carolina, 11/10/02  
10 Tyrone Hughes, vs. L.A. Rams, 10/23/94  
Chad Morton, vs. Detroit, 9/3/00  
Chad Morton, at San Diego, 9/10/00  
Michael Lewis, at Carolina, 10/14/01  
Michael Lewis, at Detroit, 9/29/02  
Az-Zahir Hakim, at St. Louis, 10/23/05

## MOST YARDS

### Career

7,385 Michael Lewis, 2001-06  
6,777 Tyrone Hughes, 1993-96  
3,446 Rich Mauti, 1977-80, 82-83

### Season

2,432 Michael Lewis, 2002 **NFL RECORD**  
1,943 Tyrone Hughes, 1996  
1,879 Tyrone Hughes, 1995

### Game

347 Tyrone Hughes, vs. L.A. Rams, 10/23/94  
286 Michael Lewis, at Washington, 10/13/02  
233 Pierre Thomas, vs. St. Louis, 11/11/07  
232 Eric Guliford, at St. Louis, 8/31/97

## Opponent

233 Chuck Latourette, vs. St. Louis, 9/29/68  
225 Brian Mitchell, vs. Washington, 9/11/94

## MOST RETURNS FOR TOUCHDOWNS

### Career

5 Tyrone Hughes, 1993-95  
4 Michael Lewis, 2001-06  
Reggie Bush, 2006-10

### Season

3 Tyrone Hughes, 1993  
Michael Lewis, 2002  
Reggie Bush, 2008

### Game

2 Tyrone Hughes, vs. L.A. Rams, 10/23/94  
Michael Lewis, at Washington, 10/13/02  
Reggie Bush, vs. Minnesota, 10/6/08

## Opponent

1 42 times

## COMBINED YARDAGE

### MOST COMBINED YARDAGE (RUSH, RECEIVE, PUNT, KICKOFF)

#### Season

2,696 Darren Sproles, 2011 (603, 710, 294, 1,383)

#### NFL RECORD

2,647 Michael Lewis, 2002 (15, 200, 625, 1807)

## INTERCEPTIONS

### MOST INTERCEPTIONS

#### Career

- 37 Dave Waymer, 1980-89 (395 yds.)
- 36 Tommy Myers, 1972-81 (621 yds.)
- 28 Sammy Knight, 1997-2002 (464 yds.)
- 21 Gene Atkins, 1987-93 (324 yds.)

#### Season

- 10 Dave Whitsell, 1967 (178 yds.)
- 9 Dave Waymer, 1986 (48 yds.)
- Darren Sharper, 2009 (376 yds.)
- 7 Tommy Myers, 1979 (127 yds.)
- Johnnie Poe, 1983 (146 yds.)

#### Game

- 3 Tommy Myers, vs. Minnesota, 9/3/78 (151 yds.)
- Dave Waymer, vs. Philadelphia, 10/6/85 (28 yds.)
- Reggie Sutton, at Chicago, 10/18/87 (42 yds.)
- Gene Atkins, at Phoenix, 12/22/91 (198 yds.)
- Sammy Knight, at Buffalo, 9/9/01 (40 yds.)

#### Opponent

- 3 Pat Thomas, vs. L.A. Rams, 10/7/79 (5 yds.)
- Leonard Coleman, at Indianapolis, 10/12/86 (31 yds.)
- Rod Woodson, at San Francisco, 9/14/97 (81 yds.)
- Ronde Barber, at Tampa Bay, 12/23/01 (56 yds.)
- Keith Bullock, vs. Tennessee, 9/24/07 (51 yds.)

## MOST YARDS RETURNED

#### Career

- 621 Tommy Myers, 1972-81 (36 ret.)
- 464 Sammy Knight, 1997-2002 (28 ret.)
- 395 Dave Waymer, 1980-89 (37 ret.)
- 376 Darren Sharper, 2009-10 (9 ret.)
- 324 Gene Atkins, 1987-93 (21 ret.)

#### Season

- 376 Darren Sharper, 2009 (9 ret.) **NFL RECORD**
- 198 Gene Atkins, 1991 (5 ret.)
- 178 Dave Whitsell, 1967 (10 ret.)
- 171 Sammy Knight, 1998 (6 ret.)
- 167 Tommy Myers, 1978 (6 ret.)

#### Game

- 151 Tommy Myers, vs. Minnesota, 9/3/78 (3 ret.)
- 105 **Malcolm Jenkins, vs. St. Louis, 12/12/10 (2 ret.)**
- 99 Gene Atkins, at Phoenix, 12/22/91 (3 ret.)
- Darren Sharper, vs. N.Y. Jets, 10/4/09 (1 ret.)
- Patrick Robinson, vs. Philadelphia, 11/5/12 (1 ret.)**

#### Opponent

- 95 Nick Barnett, at Green Bay, 10/9/05 (1 ret.)
- Chevis Jackson, at Atlanta, 11/9/08 (1 ret.)

## MOST RETURNS FOR TOUCHDOWNS

#### Career

- 4 Sammy Knight, 1997-2002
- 3 Jim Merlo, 1973-79
- Brett Maxie, 1985-93
- Darren Sharper, 2009-10
- 2 Dave Whitsell, 1967-69
- Tommy Myers, 1972-81
- Johnnie Poe, 1981-87
- Dennis Winston, 1982-85
- Toi Cook, 1987-93
- Mike McKenzie, 2004-09
- Jabari Greer, 2009-13
- Malcolm Jenkins, 2009-13**

#### Season

- 3 Darren Sharper, 2009
- 2 Dave Whitsell, 1967
- Jim Merlo, 1976
- Dennis Winston, 1984
- Sammy Knight, 1998
- Sammy Knight, 2000
- Mike McKenzie, 2007

#### Game

- 1 63 times (last Janoris Jenkins vs. Tampa Bay, 9/13/20)

#### Opponent

- 2 Eric Allen, at Philadelphia, 12/26/93
- David Bowens, vs. Cleveland, 10/24/10

## LONGEST RETURNS

- 99t Darren Sharper, vs. N.Y. Jets, 10/4/09
- Patrick Robinson, vs. Philadelphia, 11/5/12**
- 97t Tommy Myers, vs. Minnesota, 9/3/78
- Darren Sharper, at Philadelphia, 9/20/09
- 96t **Malcolm Jenkins, vs. St. Louis, 12/12/10**

#### Opponent

- 95t Nick Barnett, at Green Bay, 10/9/05
- Chevis Jackson, at Atlanta, 11/9/08

## QUARTERBACK SACKS (SINCE 1982)

### MOST SACKS

#### Career

- 115 Rickey Jackson, 1981-93
- 94.5 **Cameron Jordan, 2011-**
- 82.5 Wayne Martin, 1989-99
- 76.5 Pat Swilling, 1986-92
- 67.5 Will Smith, 2004-13

#### Season

- 17 La'Roi Glover, 2000
- 17 Pat Swilling, 1991
- 16.5 Pat Swilling, 1989

#### Game

- 4 Rickey Jackson, at Atlanta, 12/14/86
- Rickey Jackson, at Detroit, 9/18/88
- Pat Swilling, vs. Tampa Bay, 11/11/90
- Wayne Martin, vs. Atlanta, 12/3/92
- Wayne Martin, vs. Detroit, 9/21/97
- Cameron Jordan, at Atlanta, 11/28/19**
- 3.5 Jim Wilks, at Philadelphia, 12/11/83

# INDIVIDUAL RECORDS

Pat Swilling, at Atlanta, 11/19/89

## Opponent

6 Fred Dean, at San Francisco, 11/13/83

## FUMBLES

### MOST OPPONENT FUMBLES RECOVERED

#### Career

26 Rickey Jackson, 1981-93  
17 Sam Mills, 1986-94  
14 Dave Waymer, 1980-89  
13 Gene Atkins, 1987-93  
Wayne Martin, 1989-99

#### Season

7 Rickey Jackson, 1990  
5 Joe Federspiel, 1975  
Maurice Spencer, 1976  
Jack Del Rio, 1985  
James Geathers, 1989  
Sammy Knight, 2001  
Vonn Bell, 2019

#### Game

3 Maurice Spencer, vs. Atlanta, 10/10/76

### LONGEST FUMBLE RETURN

90t Keith Mitchell, at Carolina, 11/12/00  
86t Tyrone Hughes, vs. San Francisco, 11/28/94  
85t Ernie Jackson, vs. Atlanta, 10/15/72  
76t Sam Mills, at N.Y. Jets, 12/26/92

#### Opponent

98t Toby Wright, vs. L.A. Rams, 10/23/94  
96t C.L. Whittington, vs. Houston, 10/3/76

### MOST OWN FUMBLES RECOVERED

#### Game

3 Marcus Dowdell, at Phoenix, 10/18/92  
Kyle Turley, vs. St. Louis, 12/24/00

### MOST FUMBLES RETURNED FOR TOUCHDOWNS

#### Career

2 Robert "Pig" Goff, 1990-95  
Tyrone Hughes, 1993-95  
Sam Mills, 1986-94  
Tommy Myers, 1972-81  
Frank Warren, 1981-89, 91-93  
Keith Mitchell, 1997-2001

#### Season

2 Robert "Pig" Goff, 1992  
Tyrone Hughes, 1994

### MOST TIMES FUMBLED

#### Career

87 Drew Brees, 2006-20  
62 Archie Manning, 1971-75, 77-82  
59 Aaron Brooks, 2000-05

#### Season

14 Aaron Brooks, 2002 (11 lost)  
13 Aaron Brooks, 2001 (3 lost)  
Aaron Brooks, 2004 (2 lost)  
11 George Rogers, 1981 (6 lost)

#### Game

4 Aaron Brooks, vs. Tampa Bay, 12/7/03 (3 lost)  
3 Billy Kilmer, at St. Louis, 12/3/67  
Billy Kilmer, vs. Cleveland, 10/12/69  
Howard Stevens, at Dallas, 9/24/73  
Hokie Gajan, vs. Tampa Bay, 9/22/85 (2 lost)  
Rueben Mayes, vs. San Francisco, 10/25/87 (2 lost)  
Rueben Mayes, at Pittsburgh, 11/29/87 (2 lost)  
Heath Shuler, vs. Atlanta, 10/12/97 (1 lost)  
Ricky Williams, vs. San Francisco, 1/6/02 (2 lost)  
Aaron Brooks, at Cincinnati, 12/22/02 (3 lost)  
Aaron Brooks, vs. San Francisco, 9/19/04 (2 lost)  
Drew Brees, at Green Bay, 9/17/06 (2 lost)  
Drew Brees, vs. Minnesota, 10/6/08 (1 lost)



# TEAM RECORDS

\* - Records as a result of the strike-shortened season in 1982 (nine games)

## SCORING

### MOST POINTS

#### Season

547 2011  
510 2009  
504 2018

#### Opponent

487 1980

#### Game

62 Saints 62 vs. Indianapolis 7, 10/23/11

#### Opponent

62 Atlanta 62 at Saints 7, 9/16/73

#### Half

42 at Tampa Bay, 10/14/79 (Second half)

#### Opponent

38 Atlanta, 9/16/73 (Second half)

#### Quarter

28 at Seattle, 11/21/76 (3rd); vs. Oakland, 12/3/79 (2nd)  
at Cincinnati, 11/11/18 (2nd)  
25 at St. Louis Rams, 10/28/01 (3rd)

#### Opponent

28 at Philadelphia, 11/19/67 (2nd); at Chicago, 10/10/71 (2nd); vs. L.A. Rams, 10/7/79 (2nd).

### FEWEST POINTS

#### Season

129 1982\*  
163 1973

#### Opponent

160 1982\*  
202 1992

#### Game

0 14 times (last vs. San Francisco, 1/6/02)

#### Opponent

0 14 times (last at Miami, game played at Wembley Stadium, 10/1/17)

### MOST TOUCHDOWNS

#### Season

66 2011  
64 2009  
60 2018  
59 2020

#### Opponent

60 1980

#### Game

8 vs. Indianapolis, 10/23/11  
7 at St. Louis Cardinals, 11/2/69; vs. N.Y. Giants, 10/18/09; vs. N.Y. Giants, 11/28/11; vs. Dallas, 11/10/13; vs. N.Y. Giants, 11/1/15; 11/27/16 vs. L.A. Rams; 11/12/17 at Buffalo; 12/25/20 vs. Minnesota

### Opponent

8 vs. Atlanta, 9/16/73  
7 vs. N.Y. Giants, 11/1/15

### FEWEST TOUCHDOWNS

#### Season

16 1973, 1982\*  
17 1970

#### Opponent

19 1982\*  
23 1991

### MOST GAMES WITHOUT YIELDING A TOUCHDOWN

5 1991 (Two shutouts)

### MOST TOUCHDOWNS RUSHING

#### Season

30 2020  
28 1979  
26 2018  
23 2017

#### Opponent

28 1980

#### Game

7 vs. Minnesota, 12/25/20

#### Opponent

5 at St. Louis, 10/23/77; at N.Y. Giants, 9/24/95; vs. Carolina, 12/30/12

### FEWEST TOUCHDOWNS RUSHING

#### Season

4 1970, 1985  
5 1972, 1973

#### Opponent

6 1987, 1991

### MOST TOUCHDOWNS PASSING

#### Season

46 2011  
43 2012  
39 2013

#### Opponent

45 2015

#### Game

7 vs. N.Y. Giants, 11/1/15  
6 at St. Louis Cardinals, 11/2/69; vs. Detroit, 9/13/09

#### Opponent

6 at St. Louis Cardinals, 11/2/69; vs. Indianapolis, 9/28/03; vs. N.Y. Giants, 11/1/15

### FEWEST TOUCHDOWNS PASSING

#### Season

8 1975, 1976, 1981, 1982\*

#### Opponent

11 1982\*  
12 1991  
13 1992, 2010

### MOST FIELD GOALS

#### Season

33 1987 (42 attempts)  
32 2019 (36 attempts)

#### Opponent

34 2008 (39 attempts)

#### Game

5 at Green Bay (Milw.), 11/28/71 (6 att.); vs. L.A. Rams, 12/1/85 (5 att.); vs. San Francisco, 10/25/87 (7 att.); vs. Atlanta, 12/3/92 (5 att.); at Atlanta, 12/11/94 (5 att.); vs. Minnesota, 10/7/01 (5 att.); at St. Louis, 10/28/01 (5 att.); at St. Louis, 9/26/04 (6 att.)

#### Opponent

6 at N.Y. Jets, 12/3/72 (7 att.); vs. San Francisco, 10/16/83 (6 att.); vs. Atlanta, 11/13/94 (6 att.); vs. Carolina, 12/5/04 (6 att.); vs. Kansas City, 9/23/12 (6 att.)

### MOST DEFENSIVE TOUCHDOWNS

#### Season

9 1998  
8 2009  
6 1992

#### Opponent

9 1993

### MOST POINTS AFTER TOUCHDOWN

#### Season

63 2011 (63 att.)  
60 2009 (63 att.)  
57 2012 (57 att.)  
2020 (58 att.)

#### Opponent

56 1980 (60 att.)

#### Game

8 vs. Indianapolis, 10/23/11 (8 att.)  
7 vs. N.Y. Giants, 11/28/11 (7 att.); vs. Dallas, 11/10/13 (7 att.); vs. N.Y. Giants, 11/1/15 (7 att.); vs. L.A. Rams, 11/27/16 (7 att.); vs. Detroit, 10/15/17 (7 att.); vs. Minnesota, 12/25/20

#### Opponent

8 vs. Atlanta, 9/16/73 (8 att.)  
7 vs. N.Y. Giants, 11/1/15 (7 att.)

### FEWEST POINTS AFTER TOUCHDOWN

#### Season

15 1982\* (16 att.)  
16 1970 (17 att.), 1973 (16 att.)

#### Opponent

19 1982\* (19 att.)  
22 1991 (23 att.), 1992 (24 att.)

### MOST TWO-POINT CONVERSIONS

#### Season

4 2002 (11 att.), 2007 (5 att.), 2018 (6 att.)  
3 1999 (6 att.)

OWNER

FOOTBALL

ADMINISTRATION

RECORDS

HISTORY

# TEAM RECORDS

2 1994 (6 att.), 1995 (9 att.), 1996 (6 att.), 2006 (2 att.), 2011 (3 att.), 2016 (5 att.)

## Opponent

5 2018 (6 att.)  
4 2002 (5 att.)  
3 1994 (4 att.), 1995 (5 att.), 2008 (4 att.), 2014 (4 att.), 2016 (5 att.)

## Game

2 vs. St. Louis, 11/11/07; vs. Houston, 9/25/11; vs. Oakland, 9/11/16

## Opponent

2 vs. Carolina, 11/26/95

## GREATEST MARGIN OF VICTORY

55 Indianapolis 7 at Saints 62, 10/23/11

## GREATEST MARGIN OF DEFEAT

55 Atlanta 62 at Saints 7, 9/16/73

## MOST CONSECUTIVE GAMES SCORING

304 9/8/02 through -  
216 12/11/83 through 10/12/97 (streak ended vs. Carolina 10/19/97)

## LONGEST WINNING STREAK

13 9/13-12/13/09  
10 9/16-11/22/18

## LONGEST LOSING STREAK

14 9/7-12/7/80

## FIRST DOWNS

### MOST FIRST DOWNS

#### Season

416 2011  
395 2014  
2016

#### Opponent

380 2012  
2015

#### Game

40 vs. Dallas, 11/10/13  
**NFL RECORD**  
36 vs. Indianapolis, 10/23/11 at Minnesota, 12/18/11 vs. Minnesota, 12/25/20

#### Opponent

36 at Pittsburgh, 11/30/14

## FEWEST FIRST DOWNS

#### Season

173 1982\*  
183 1970

#### Opponent

151 1982\*  
214 1991

#### Game

2 at San Francisco, 10/21/73  
3 vs. St. Louis Cardinals, 10/5/80

#### Opponent

6 vs. L.A. Rams, 9/15/91; vs.

Minnesota, 9/22/91; vs. L.A. Raiders, 12/16/91; at New England, 11/8/92; at New York Giants, 12/24/06; at Denver, 11/29/20

## MOST FIRST DOWNS RUSHING

### Season

160 1979  
147 2020

### Opponent

178 1980

### Game

20 at Buffalo, 11/12/17 vs. Minnesota, 12/25/20

### Opponent

23 vs. St. Louis Cardinals, 10/4/80

## FEWEST FIRST DOWNS RUSHING

### Season

55 1970  
67 1967, 1998

### Opponent

58 1982\*  
63 1991

### Game

0 at Philadelphia, 10/26/69; vs. St. Louis Cardinals, 10/5/80; vs. San Francisco, 9/3/95; at Baltimore Ravens, 12/19/99; at Jacksonville, 12/21/03; vs. Baltimore Ravens, 10/29/06

### Opponent

0 vs. New England, 11/30/86; at Detroit, 9/18/88; vs. Carolina, 10/15/00; at Chicago, 10/22/19; at Tampa Bay, 11/8/20

## MOST FIRST DOWNS PASSING

### Season

280 2011  
267 2012

255 2016

### Opponent

230 2016

### Game

25 vs. Cincinnati, 11/19/06 vs. Jacksonville, 11/11/07 at Dallas, 12/23/12

### Opponent

25 at Pittsburgh, 11/30/14

## FEWEST FIRST DOWNS PASSING

### Season

76 1982\*  
82 1975

### Opponent

81 1982\*  
103 1977

### Game

0 at San Francisco, 10/21/73

### Opponent

0 at St. Louis Cardinals, 10/11/87

## MOST FIRST DOWNS BY PENALTY

### Season

41 2005  
36 2014, 2015  
33 2018

## Opponent

54 2015  
50 2020  
44 2017

## Game

7 at N.Y. Jets, 10/26/86; at Tampa Bay, 9/24/89; at Atlanta, 12/5/99; vs. Tennessee (OT), 11/8/2015

## Opponent

9 at Atlanta, 12/7/17  
7 vs. N.Y. Giants, 11/1/15

## NET YARDS

### MOST YARDS

#### Season

7,474 2011 (2,127 rush, 5,347 pass)

#### NFL RECORD

6,816 2016 (1,742 rush, 5,074 pass)  
6,582 2014 (1,818 rush, 4,674 pass)

#### Opponent

7,042 2012 (2,361 rush, 4,681 pass)

#### Game

625 vs. Dallas, 11/10/13 (242 rush, 383 pass)  
617 vs. Carolina, 11/12 (208 rush, 409 pass)  
608 vs. N.Y. Giants, 11/1/15 (103 rush, 505 pass)

#### Opponent

605 vs. Minnesota, 10/17/04 (188 rush, 417 pass)  
568 at Atlanta, 9/7/14 (123 rush, 445 pass)

## FEWEST YARDS

### Season

2,655 1982\* (1,257 rush, 1,398 pass)  
3,187 1975 (1,642 rush, 1,545 pass)

### Opponent

2,607 1982\* (974 rush, 1,633 pass)  
3,797 1974 (1,758 rush, 2,039 pass)

#### Game

60 vs. Minnesota, 11/16/75 (67 rush, -7 pass)  
80 vs. St. Louis Cardinals, 10/5/80 (15 rush, 65 pass)

#### Opponent

112 at Denver, 11/29/20 (100 rush, 12 pass)  
117 vs. L.A. Raiders, 12/16/91 (71 rush, 46 pass)

## HIGHEST AVERAGE PER OFFENSIVE PLAY

### Season

6.7 2011 (1,117 plays-7,474 yds.)  
6.3 2008 (1,047 plays-6,571 yds.)  
2009 (1,032 plays-6,461 yds.)  
2017 (1,000 plays-6,259 yards)

### Opponent

6.6 2015 (996 plays-6,615 yds.)

# TEAM RECORDS

## Game

9.6	vs. New England, 11/30/09 (480 yds.)
9.0	at New England, 12/3/95 (432 yds.)
8.4	vs. N.Y. Giants, 11/28/11 (577 yds.)

## Opponent

8.9	vs. Minnesota, 10/17/04 (605 yds.)
-----	------------------------------------

## LOWEST AVERAGE PER OFFENSIVE PLAY

### Season

3.5	1975 (908 plays-3,189 yds.)
4.0	1973 (929 plays-3,744 yds.)
	1974 (872 plays-3,501 yds.)

### Opponent

4.3	1992 (949 plays-4,075 yds.)
	1997 (1073 plays-4,645 yds.)

## RUSHING

### MOST YARDS

#### Season

2,476	1979 (551 att.)
2,461	1983 (595 att.)

#### Opponent

3,106	1980 (630 att.)
-------	-----------------

#### Game

307	at L.A. Rams, 11/8/81 (52 att.)
299	at Kansas City, 9/26/76 (44 att.)
298	at Buffalo, 11/12/17 (48 att.)

#### Opponent

340	vs. L.A. Rams, 11/25/73 (55 att.)
-----	-----------------------------------

### FEWEST YARDS

#### Season

1,192	1967 (334 att.)
1,215	1970 (371 att.)

#### Opponent

974	1982* (255 att.)
1,213	1991 (334 att.)
1,283	2018 (356 att.)

#### Game

7	vs. San Francisco, 10/1/72 (16 att.)
11	vs. N.Y. Giants, 12/20/93 (12 att.)
	at Baltimore, 12/19/99 (16 att.)

#### Opponent

2	vs. New England, 11/30/86 (18 att.)
---	-------------------------------------

### MOST ATTEMPTS

#### Season

595	1983 (2,461 yds.)
569	1987 (2,190 yds.)

#### Opponent

630	1980 (3,106 yds.)
-----	-------------------

#### Game

55	at Atlanta, 10/20/74 (232 yds.)
	at San Francisco, 10/15/78 (175 yds.)

#### Opponent

62	vs. St. Louis Cardinals, 10/5/80 (330 yds.)
----	---

### FEWEST ATTEMPTS

## Season

331	1982* (1257 yds.)
334	1967 (1193 yds.)

## Opponent

255	1982* (974 yds.)
334	1991 (1213 yds.)

## Game

9	vs. St. Louis Cardinals, 10/5/80 (15 yds.) vs. Denver, 12/3/00 (21 yds.)
---	--

## Opponent

5	at Tampa Bay, 11/8/20 (8 yds.)
---	--------------------------------

### HIGHEST AVERAGE PER RUSH

#### Season

4.9	2011 (431 att.-2,127 yds.)
4.7	2017 (444 att.-2,070 yds.)

#### Opponent

5.2	2012 (457 att.-2,361 yds.)
5.0	2011 (351 att.-1,738 yds.)

## Game

8.3	at Philadelphia, 11/23/03 (24 att.-199 yds.)
8.0	at Dallas, 9/28/14 (13 att.-104 yds.)

## Opponent

8.3	at Pittsburgh, 11/12/06 (26 att.-217 yds.)
8.1	at Carolina, 11/30/97 (23 att.-186 yds.)

### LOWEST AVERAGE PER RUSH

#### Season

3.3	1970 (371 att.-1,215 yds.)
3.4	1996 (386 att.-1,308 yds.)

#### Opponent

3.2	1986 (486 att.-1,559 yds.)
-----	----------------------------

## Game

0.4	vs. San Francisco, 10/1/72 (16 att.-7 yds.)
-----	---

## Opponent

0.1	vs. New England, 11/30/86 (18 att.-2 yds.)
-----	--

## PASSING

### MOST NET YARDS

#### Season

5,347	2011
5,074	2016

#### Opponent

4,681	2012
-------	------

## Game

505	vs. N.Y. Giants, 11/1/15
504	vs. Cincinnati, 11/19/06

## Opponent

445	at Atlanta, 9/7/14
-----	--------------------

### FEWEST NET YARDS

#### Season

1,398	1982*
1,545	1975

#### Opponent

1,633	1982*
1,893	1977

## Game

-15	at San Francisco, 10/21/73
-7	vs. Minnesota, 11/16/75

## Opponent

4	at St. Louis Cardinals, 10/11/87
---	----------------------------------

### MOST ATTEMPTS

#### Season

674	2015 (472 comp.)
671	2012 (423 comp.)

#### Opponent

626	2011 (362 comp.)
-----	------------------

## Game

60	vs. Denver, 11/21/04 (34 comp.); at Chicago, 12/30/07 (35 comp.)
58	at Atlanta, 11/9/08 (31 comp.)

## Opponent

61	vs. Atlanta, 12/26/11 (40 comp.)
----	----------------------------------

### FEWEST ATTEMPTS

#### Season

248	1982* (137 comp.)
321	1977 (166 comp.)

#### Opponent

290	1977 (154 comp.)
-----	------------------

## Game

4	at San Francisco, 10/15/78 (2 comp.)
---	--------------------------------------

## Opponent

9	at Denver, 11/29/20 (1 comp.)
10	at New England, 12/4/83 (3 comp.); at St. Louis, 10/1/87 (3 comp.)

### MOST COMPLETIONS

#### Season

472	2011 (662 att.) <b>NFL RECORD</b>
2016	(674 att.) <b>NFL RECORD</b>

#### Opponent

384	2018 (573 att.)
-----	-----------------

## Game

39	at Denver, 9/21/08 (48 att.)
	at St. Louis Rams, 12/15/13 (48 att.); vs. N.Y. Giants, 11/1/15 (50 att.); at Atlanta 9/23/18 (49 att.)
37	vs. Cincinnati, 11/19/06 (52 att.); vs. Cleveland, 10/24/10 (56 att.); at Dallas, 12/23/12 (53 att.); at Arizona, 12/18/16 (48 att.)

## Opponent

40	vs. Atlanta, 12/26/11 (61 att.)
----	---------------------------------

### FEWEST COMPLETIONS

#### Season

137	1982* (248 att.)
163	1973 (338 att.)

#### Opponent

149	1982* (245 att.)
153	1968 (366 att.)

## Game

2	at San Francisco, 10/15/78 (4 att.)
---	-------------------------------------

OWNER

FOOTBALL

ADMINISTRATION

RECORDS

HISTORY

# TEAM RECORDS

## Opponent

1	at Denver, 11/29/20 (1 att.)
3	at New England, 12/4/83 (10 att.)
	at St. Louis Cardinals, 10/11/87 (10 att.)

## HIGHEST COMPLETION PERCENTAGE

Season	
73.4	2018 (381 comp.-519 att.)
	<b>NFL RECORD</b>
72.0	2017 (386 comp.-536 att.)
Opponent	
68.4	2015 (372 comp.-544 att.)

## Game

96.7	vs. Indianapolis, 12/16/19 (29 comp.-30 att.) <b>NFL RECORD</b>
89.7	vs. Denver, 11/20/88 (26 comp.-29 att.)

## Opponent

90.5	vs. Green Bay, 12/13/81 (19 comp.-21 att.)
------	--

## LOWEST COMPLETION PERCENTAGE

Season	
46.2	1975 (181 comp.-392 att.)
47.0	1971 (182 comp.-387 att.)
Opponent	
41.8	1968 (153 comp.-366 att.)

## Game

23.5	vs. L.A. Rams, 9/3/81 (4 comp.-17 att.)
26.9	at Chicago, 10/7/84 (7 comp.-26 att.)

## Opponent

11.1	at Denver, 11/29/20 (1 comp.-9 att.)
22.7	vs. Chicago, 10/27/91 (5 comp.-22 att.)

## MOST PASSES INTERCEPTED

Season	
33	1997
30	1999
Opponent	
30	1987

## Game

6	vs. Atlanta, 9/16/73 at San Francisco, 9/14/97
5	vs. L.A. Rams, 10/7/79 at Atlanta, 11/22/12

## Opponent

7	vs. Green Bay, 9/14/86
---	------------------------

## FEWEST PASSES HAD INTERCEPTED

Season	
6	2019
7	2018
Opponent	
8	1990

# INTERCEPTIONS

## MOST INTERCEPTIONS

Season	
30	1987

## 29 1991

## Opponent

33	1997
----	------

## Game

7	vs. Green Bay, 9/14/86
5	at Atlanta, 11/1/87; vs. N.Y. Giants, 11/22/87; at Philadelphia, 10/13/91; at Phoenix, 12/22/91

## Opponent

6	vs. Atlanta, 9/16/73; vs. San Francisco, 9/14/97
---	--

## FEWEST INTERCEPTIONS

Season	
8	1990
9	1982*, 2010, 2011, 2015
Opponent	
6	2019

## MOST RETURN YARDAGE

Season	
652	2009 (26 int.)
482	1991 (29 int.)
466	1998 (21 int.)
Opponent	
483	1999 (30 int.)

## Game

176	vs. Minnesota, 9/3/78 (4 int.)
126	vs. Minnesota, 10/13/68 (2 int.)
Opponent	
136	at Minnesota, 12/4/88 (2 int.)

## FEWEST RETURN YARDAGE

Season	
73	1969 (12 int.)
80	2011 (9 int.)
Opponent	
16	2019 (6 int.)
49	2017 (8 int.)
75	2018 (7 int.)

## MOST RETURNS FOR TOUCHDOWNS

Season	
5	1998, 2009
4	2000, 2012
Opponent	
6	1993

## Game

2	at Miami, 10/25/09 vs. Detroit, 10/15/17
---	--

## Opponent

3	vs. Tampa Bay, 12/11/77
---	-------------------------

# FUMBLES

## MOST

Season	
40	1981 (20 lost)
37	1983 (22 lost)
Opponent	
43	1975 (23 lost)

## Game

7	at L.A. Rams, 11/8/81 (2 lost); vs. New England, 11/30/86 (5 lost).
---	---

## Opponent

7	vs. Cleveland, 12/12/71 (5 lost); at L.A. Rams, 12/16/79 (4 lost); at N.Y. Jets, 10/26/86 (2 lost); at Dallas, 11/25/10 (2 lost).
---	---

## FEWEST

Season	
6	2011 (5 lost) <b>NFL RECORD</b>
9	2019 (2 lost)

## Opponent

15	2014 (5 lost)
	2019 (10 lost)
16	2008 (7 lost)

## MOST LOST

Season	
22	1983 (37 fumbles)
22	1997 (34 fumbles)
Opponent	
27	1976 (38 fumbles)

## Game

5	vs. New England, 11/30/86 (7 fumbles)
---	---------------------------------------

## Opponent

5	vs. Dallas, 11/3/68 (5 fumbles); vs. Cleveland, 12/12/71 (7 fumbles); at Atlanta, 11/25/79 (6 fumbles).
---	---

## FEWEST LOST

Season	
2	2019 (9 fumbles)
	<b>TIED NFL RECORD</b>

## Opponent

5	2014 (5 fumbles)
	2017 (20 fumbles)

## MOST RETURNED FOR TOUCHDOWNS

Season	
5	1998
3	1992, 2009
Opponent	
4	1975

## Game

2	at San Francisco, 10/19/75
---	----------------------------

## Opponent

2	at St. Louis, 10/11/87 at Arizona, 10/10/10
---	---

# TURNOVERS

## MOST

Season	
55	1997
47	1981, 1983
Opponent	
49	1981, 1987

## Game

8	vs. Atlanta, 9/16/73; vs. Detroit, 10/28/90; at San Francisco, 9/14/97
---	--

## Opponent

8	at St. Louis, 10/28/01
---	------------------------

## FEWEST

Season	
8	2019 <b>NFL RECORD</b>

# TEAM RECORDS

16	2018
18	2017
<b>Opponent</b>	
16	2011
17	2014

## QUARTERBACK SACKS

### MOST

#### Season

66	2000 (378 yds.) - Led NFL
59	1997 (408 yds.) - Led NFL

#### Opponent

58	1985 (461 yds.)
----	-----------------

#### Game

9	vs. L.A. Rams, 12/1/85 (69 yds.); at Atlanta, 12/9/01 (53 yds.); at Atlanta, 11/28/19 (53 yds.)
---	---

#### Opponent

10	vs. Atlanta, 10/12/97 (76 yds.)
----	---------------------------------

### FEWEST

#### Season

17	1970 (136 yds.)
21	1969 (199 yds.)

#### Opponent

13	2008 (92 yds.)
15	1992 (119 yds.)

### MOST YARDS LOST

#### Season

437	1983 (56 sacks)
420	1984 (55 sacks)

#### Opponent

461	1985 (58 sacks)
-----	-----------------

#### Game

73	vs. Chicago, 9/18/83 (8 sacks)
----	--------------------------------

#### Opponent

81	vs. San Diego, 10/9/77 (8 sacks)
----	----------------------------------

## PUNTING

### MOST

#### Season

101	1976 (39.3 avg.)
92	1975 (41.0 avg.)

#### Opponent

92	1997 (39.9 avg.)
----	------------------

#### Game

12	vs. Minnesota, 11/16/75
11	at San Francisco, 10/21/73
	vs. Washington, 12/26/82
	at Baltimore, 12/19/99

#### Opponent

12	at Chicago, 10/5/97
----	---------------------

### FEWEST

#### Season

43	2018 (46.4 avg.)
46	1982* (43.0 avg.)
47	2011 (47.3 avg.)

#### Opponent

50	1971 (41.2 avg.)
----	------------------

#### Game

0	vs. San Francisco, 10/26/02;
	vs. Atlanta, 1/2/83; at Detroit, 12/21/08; vs. Green Bay, 10/26/14;
	vs. Washington, 10/8/18; at Cincinnati, 11/11/18; vs. Carolina, 10/25/20; vs. Minnesota, 12/25/20

#### Opponent

0	at N.Y. Giants, 10/8/67
	at San Francisco, 11/14/71
	vs. Cleveland, 9/13/87
	at Minnesota, 11/19/95
	vs. St. Louis Rams, 12/12/99
	vs. Minnesota, 10/17/04
	vs. Green Bay, 10/26/14

### HIGHEST AVERAGE

#### Season

50.1	2012 (74 punts)
------	-----------------

#### Opponent

46.8	2016 (56 punts)
------	-----------------

### LOWEST AVERAGE

#### Season

37.6	1968 (75 punts)
39.0	1989 (71 punts)

#### Opponent

37.5	1987 (73 punts)
------	-----------------

## PUNT RETURNS

### MOST RETURNS

#### Season

53	1989 (428 yds.)
51	2006 (372 yds.)

#### Opponent

64	1976 (742 yds.)
----	-----------------

#### Game

8	at Indianapolis, 10/25/15 (44 yds.)
7	at Carolina, 11/10/02 (8 yds.)
	vs. New England, 11/30/86 (66 yds.)
	at Detroit, 12/3/89 (48 yds.)
	at Oakland, 11/9/97 (90 yds.)

#### Opponent

10	vs. Washington, 12/26/82 (106 yds.)
----	-------------------------------------

### FEWEST RETURNS

#### Season

16	1971 (100 yds.)
	1972 (43 yds.)
19	2014 (134 yds.)

#### Opponent

12	2018 (64 yds.)
19	2011 (118 yds.)

### MOST YARDS

#### Season

625	2002 (45 ret.)
517	1993 (38 ret.)

#### Opponent

906	1974 (59 ret.)
-----	----------------

#### Game

176	vs. Minnesota, 10/6/08 (5 ret.)
161	vs. Houston, 10/3/76 (6 ret.)

#### Opponent

144	vs. L.A. Rams, 10/23/94 (4 ret.)
-----	----------------------------------

### HIGHEST AVERAGE

#### Season

13.7	2002 (45 ret.)
13.6	1993 (38 ret.)

#### Opponent

15.4	1974 (59 ret.)
------	----------------

### LOWEST AVERAGE

#### Season

2.7	1972 (16 ret.)
3.4	1967 (23 ret.)

#### Opponent

2.3	2020 (20 ret.)
4.2	2014 (24 ret.)

### MOST RETURNS FOR TOUCHDOWNS

#### Season

3	2008
2	1993

#### Opponent

2	1974, 1977, 1983, 1994, 2000
---	------------------------------

#### Game

2	vs. Minnesota, 10/6/08
1	11 times, last at Seattle, 9/22/19

#### Opponent

1	26 times, last vs. Detroit, 10/15/17
---	--------------------------------------

## KICKOFF RETURNS

### MOST RETURNS

#### Season

88	1980 (22.4 avg.)
----	------------------

#### Opponent

85	2002 (21.4 avg.)
76	1979 (20.0 avg.)
	2008 (24.0 avg.)

#### Game

9	at Philadelphia, 11/19/67 (231 yds.); vs. San Francisco, 10/1/72 (201 yds.); vs. Carolina, 12/05/04 (237 yds.)
---	--

#### Opponent

9	vs. Green Bay, 11/24/08 (180 yds.)
---	------------------------------------

### FEWEST RETURNS

#### Season

21	2014 (25.9 avg.)
22	2013 (23.0 avg.)

#### Opponent

20	1982* (19.4 avg.)
21	2019 (27.0 avg.)

### MOST YARDS

#### Season

2,027	2001 (87 ret.)
1,973	1980 (88 ret.)

#### Opponent

1,827	2008 (76 ret.)
1,817	2002 (85 ret.)

#### Game

304	vs. L.A. Rams, 10/23/94 (7 ret.)
242	vs. Minnesota, 12/15/02 (6 ret.)
233	at San Francisco, 9/21/86 (5 ret.)
	vs. St. Louis, 11/4/07 (8 ret.)

#### Opponent

OWNER

FOOTBALL

ADMINISTRATION

RECORDS

HISTORY



## TEAM RECORDS

287	at N.Y. Giants, 12/9/12 (6 ret.)
230	vs. N.Y. Giants, 10/18/09 (8 ret.)

## HIGHEST AVERAGE

Season	
26.5	2011 (42 ret.)
25.9	2014 (21 ret.)
Opponent	
27.0	2019 (21 ret.)

## LOWEST AVERAGE

Season	
16.5	2016 (28 ret.)
17.6	1991 (50 ret.)
Opponent	
16.2	1990 (36 ret.)
17.2	2020 (22 ret.)

## MOST RETURNS FOR TOUCHDOWNS

Season	
2	1967, 1994, 2002, 2004
Opponent	
2	1971, 1991, 2000, 2003

Game	
2	vs. L.A. Rams, 10/23/94
Opponent	
1	16 times, last at Chicago 10/20/19

COMBINED KICKOFF/  
PUNT RETURNS

## MOST YARDS RETURNED

Season	
2,581	2002 (625 punt, 1,956 KO)
NFL RECORD	
2,315	2001 (288 punt, 2,027 KO)
Opponent	
2,237	2000 (494 punt, 1,743 KO)

Game	
354	vs. Minnesota, 10/6/08 (178 punt, 176 kickoff)
347	vs. L.A. Rams, 10/23/94 (43 punt, 304 kickoff)

Opponent	
341	vs. L.A. Rams, 10/23/94 (144 punt, 197 kickoff)

## MOST RETURNED FOR TOUCHDOWNS

Season	
3	1993 (2 punt, 1 kickoff) 2002 (1 punt, 2 kickoff) 2008 (3 punt)

Opponent	
4	2000 (2 punt, 2 kickoff)

Game	
2	vs. L.A. Rams, 10/23/94 (2 kickoff); vs. Minnesota, 10/6/08 (2 punt)

Opponent	
1	41 times (last at Chicago, 10/20/19) (1 kickoff)

## PENALTIES

## MOST

Season	
135	2005 (1,130 yds.)
130	2015 (1,112 yds.)
Opponent	
132	1998 (1,164 yds.)

Game	
17	at St. Louis Rams, 11/26/00 (116 yds.)
16	at Atlanta, 11/17/02 (133 yds.)
Opponent	
15	vs. Tampa Bay, 10/5/14 (113 yds.)

## FEWEST

Season	
58	1973 (516 yds.)
60	1992 (567 yds.)
Opponent	
52	1982* (459 yds.)
64	2020 (517 yds.)

Game	
0	vs. Seattle, 11/10/85
Opponent	
0	at Washington, 9/21/75 at San Francisco, 12/11/8 at San Francisco, 12/23/90 vs. San Francisco, 1/6/02 vs. New England, 11/30/09

## MOST PENALTY YARDS

Season	
1,141	2004 (129 pen.)
1,130	2005 (135 pen.)
1,044	1978 (104 pen.)
Opponent	
1,164	1998 (132 pen.)

Game	
149	at Chicago, 10/8/00 (10 pen.)
142	at N.Y. Giants, 10/6/68 (12 pen.)
Opponent	
171	at Philadelphia, 11/23/03 (14 pen.)

## FEWEST PENALTY YARDS

Season	
514	1982* (63 pen.)
516	1973 (58 pen.)
Opponent	
459	1982* (52 pen.)
590	1993 (86 pen.)

## SAFETIES

## MOST

Season	
3	1989
2	1987, 1988, 1998, 2014
Opponent	
3	1983
2	1969, 1973, 1976

Game	
2	vs. Cleveland, 9/13/87
1	24 times, last at Tampa Bay, 12/11/16

Opponent	
1	26 times, last vs. Kansas City, 9/23/12

DEFENSIVE  
TWO-POINT  
CONVERSIONS

## MOST

Season	
1	2015
Opponent	
1	2016
1	2018
Game	
1	vs. Carolina, 12/6/15
Opponent	
1	vs. Denver, 11/13/16 at Carolina, 12/17/18

3RD DOWN  
CONVERSIONS

## MOST

Season	
118	2011 (208 att.)
107	2016 (220 att.)
Opponent	
105	1979 (239 att.)

## FEWEST

Season	
48	1982* (128 att.)
54	1997 (207 att.)
Opponent	
36	1982* (103 att.)
49	1991 (188 att.)

# TWO-TEAM RECORDS

## SCORING

### MOST POINTS

101 N.Y. Giants 49 at New Orleans 52, 11/1/15  
93 New Orleans 51 at St. Louis Cardinals 42, 11/2/69

### FEWEST POINTS

6 L.A. Rams 0 at New Orleans 6, 11/9/86

### MOST TOUCHDOWNS

14 N.Y. Giants 7 at New Orleans 7, 11/1/15

### FEWEST TOUCHDOWNS (FINAL SCORE)

0 L.A. Rams 0 at New Orleans 6, 11/9/86;  
Pittsburgh 9 at New Orleans 6, 12/1/90;  
New Orleans 9 vs. Tampa Bay 3, 10/25/98

## FIRST DOWNS

### MOST FIRST DOWNS

63 N.Y. Giants 28 at New Orleans 35, 11/1/15

### FEWEST FIRST DOWNS

20 Minnesota 8 at New Orleans 12, 9/12/70

## NET YARDS

### MOST YARDS GAINED

1,064 Atlanta 552 at New Orleans 512, 9/2/79

### FEWEST YARDS GAINED

345 New Orleans 179 vs. Atlanta 166, 10/12/97

## RUSHING

### MOST RUSHES

86 New Orleans 39 at Atlanta 47, 12/16/73

### MOST YARDS

490 L.A. Rams 340 at New Orleans 150, 11/25/73

### FEWEST YARDS

72 New Orleans 11 at Baltimore 61, 12/19/99

### MOST TOUCHDOWNS

9 Minnesota 2 at New Orleans 7, 11/25/20

## PASSING

### MOST YARDS

852 New Orleans 446 at Dallas 406, 12/23/12  
834 New Orleans 505 vs. N.Y. Giants 329, 11/1/15

### FEWEST YARDS

77 San Francisco 44 at New Orleans 33, 11/13/77

### MOST PASSES ATTEMPTED

100 Atlanta 61 at New Orleans 39, 12/26/11  
96 New Orleans 53 at Dallas 43, 12/23/12  
Carolina 47 at New Orleans 49, 10/16/16

### MOST PASSES COMPLETED

69 N.Y. Giants 30 at New Orleans 39, 11/1/15  
66 New Orleans 35 at Green Bay 31, 9/30/12

### MOST TOUCHDOWNS

13 N.Y. Giants 6 at New Orleans 7, 11/1/15  
12 New Orleans 6 at St. Louis 6, 11/2/69

### MOST PASSES INTERCEPTED

9 Green Bay 7 at New Orleans 2, 9/14/86

## PUNTS

### MOST

21 New Orleans 9 at Chicago 12, 10/5/97

### FEWEST

0 New Orleans 0 vs. Green Bay 0, 10/26/14;  
1 San Francisco 1 at New Orleans 0, 10/20/02  
Carolina 1 at New Orleans 0, 10/25/20

## PENALTIES

### MOST

31 New Orleans 17 at St. Louis Rams 14, 11/26/00

### FEWEST

2 New Orleans 2 at San Francisco 0, 12/11/88;  
Atlanta 1 at New Orleans 1, 12/3/92

### MOST YARDS PENALIZED

272 New Orleans 101 at Philadelphia 171, 11/23/03  
248 New Orleans 116 at St. Louis Rams 132, 11/26/00

### FEWEST YARDS PENALIZED

11 New Orleans 11 at San Francisco 0, 12/11/88

## FUMBLES

### MOST

10 Cleveland 7 at New Orleans 3, 12/12/71;  
New Orleans 5 at Carolina 5, 10/14/01;  
New Orleans 5 at St. Louis Rams 5, 10/28/01

## TURNOVERS

### MOST

11 Dallas 7 at New Orleans 4, 11/3/68;  
Chicago 5 at New Orleans 6, 9/18/83

## QUARTERBACK SACKS

### MOST

15 Atlanta 10 at New Orleans 5, 10/12/97

OWNER

FOOTBALL

ADMINISTRATION

RECORDS

HISTORY

# CONSECUTIVE RECORDS

## INDIVIDUAL

### GAMES PLAYED

- 160 **Cameron Jordan** (9/8/11 — )  
147 **Jim Dombrowski** (10/25/87 — 11/3/96)

### GAMES STARTED

- 145 **Cameron Jordan** (1/1/12 — )  
144 **Wayne Martin** (9/1/91 — 1/2/99)  
114 **Jahri Evans** (9/10/06 — 9/15/13)

### GAMES, SCORING POINTS

- 174 **Morten Andersen** (12/11/83 — 12/24/94)

### GAMES, SCORING TOUCHDOWN

- 6 **Dalton Hilliard** (12/18/88 — 10/8/89)  
**Dalton Hilliard** (10/18 — 11/29/92)  
**Pierre Thomas** (11/16 — 12/21/08)  
**Jimmy Graham** (12/18/11 — 9/23/12)  
**Alvin Kamara** (10/29/17 — 12/3/17)  
**Alvin Kamara** (12/21/19 — 10/12/20)

### GAMES, SCORING FIELD GOAL

- 36 **Wil Lutz** (12/4/16 — 12/23/18)  
22 **John Carney** (10/6/02 — 11/16/03)  
20 **Morten Andersen** (10/25/87 — 11/6/88)  
19 **Morten Andersen** (11/24/85 — 12/7/86)

### FIELD GOALS MADE

- 26 **Wil Lutz** (9/16 — 12/23/18)  
25 **Morten Andersen** (11/1/92 — 9/12/93)  
20 **Morten Andersen** (11/24/85 — 10/5/86)

### GAMES, RUSHING TOUCHDOWN

- 5 **Dalton Hilliard** (10/22 — 11/19/89)  
**Ricky Williams** (9/24 — 10/29/00)

### GAMES, RECEIVING TOUCHDOWN

- 6 **Jimmy Graham** (12/18/11 — 9/23/12)  
5 **Lance Moore** (10/26 — 11/30/08)  
**Marques Colston** (12/11/08 — 9/20/09)  
**Robert Meachem** (11/8 — 12/6/09)  
**Jimmy Graham** (12/30/12 — 9/30/13)

## GAMES, RUSHING FOR 100 OR MORE YARDS

- 9 **Deuce McAllister** (9/28 — 11/30/03)  
5 **Ricky Williams** (9/17 — 10/22/00)  
4 **Deuce McAllister** (10/6 — 10/27/02)  
3 **George Rogers** (10/11 — 10/25/81)  
**Wayne Wilson** (9/25 — 10/9/83)  
**Dalton Hilliard** (11/12 — 11/26/89)  
**Mark Ingram II** (10/26 — 11/9/14)

## GAMES, 100 YARDS OR MORE RECEIVING

- 5 **Michael Thomas** (10/20 — 11/24/19)

## GAMES, PASSING TOUCHDOWN

- 54 **Drew Brees** (10/18/09 — 11/25/12)  
**NFL RECORD**

## GAMES, 250+ PASSING YARDS

- 19 **Drew Brees** (9/8/11 — 9/16/12)

## GAMES, 300+ PASSING YARDS

- 9 **Drew Brees** (11/13/11 — 9/16/12)  
**NFL RECORD**  
**Drew Brees** (11/29/12 — 9/30/13)  
**NFL RECORD**  
5 **Drew Brees** (10/29 — 11/26/06)

## GAMES, NO INTERCEPTIONS

- 7 **Drew Brees** (12/31/17 — 10/21/18)  
6 **Aaron Brooks** (11/23 — 12/28/03)  
**Drew Brees** (12/13/15 — 9/18/16)

## PASS COMPLETIONS

- 23 **Drew Brees** (12/16-12/22/19)

## GAMES, PASS RECEPTION

- 105 **Eric Martin** (11/1/87 — 1/2/94)  
85 **Marques Colston** (10/26/08 — 9/7/14)  
82 **Joe Horn** (9/3/00 — 9/25/05)

## POINTS AFTER TOUCHDOWN

- 144 **Garrett Hartley** (12/13/09 — 12/15/13)  
119 **Morten Andersen** (10/22/89 — 12/3/92)

## TEAM

### REGULAR SEASON VICTORIES

- 13 9/13 — 12/13/09  
10 9/16 — 12/23/18  
9 11/1 — 12/27/87  
12/23/90 — 10/20/91  
10/4/20 - 12/6/20  
8 11/6/11 — 1/1/12  
9/24 — 11/19/17

### PRESEASON VICTORIES

- 5 8/12 — 9/9/67

### REGULAR SEASON DEFEATS

- 14 9/7 — 12/7/80

### PRESEASON DEFEATS

- 10 8/28/14 — 8/10/17

### VICTORIES VS. ONE TEAM

- 7 vs. **L.A. Rams**; 12/9/90 — 10/3/93

### DEFEATS VS. ONE TEAM

- 10 vs. **Atlanta**; 9/17/95 — 12/5/99

### HOME VICTORIES

- 11 9/8/13 — 10/26/14  
8 9/18/11 — 1/1/12  
7 10/15 — 12/24/17  
6 9/13 — 11/30/09  
9/16 — 12/23/18

### ROAD VICTORIES

- 10 10/18/87 — 10/6/88  
8 12/21/08 — 12/13/09

### HOME DEFEATS

- 10 12/3/79 — 12/21/80

### ROAD DEFEATS

- 14 11/5/72 — 10/13/74  
14 10/18/98 — 1/2/00

### GAMES SCORING

- 304 9/8/02 —  
216 12/11/83 — 10/12/97

### GAMES WITH A SACK

- 60 12/24/94 — 11/22/98  
(tied-4th-longest in NFL history)

## 100 YARD RUSHING GAMES [148]

Yds.	Att.	Player	Opponent	Date
206	24	George Rogers	vs. St. Louis Cardinals	9/4/83
203	28	Rueben Mayes	vs. Miami	12/7/86
184	19	Deuce McAllister	at Philadelphia	11/23/03
179	40	Ricky Williams	vs. Cleveland	10/31/99
174	20	Ray Zellers	vs. Chicago	10/13/96
173	28	Deuce McAllister	vs. Atlanta	11/16/03
172	24	Rueben Mayes	vs. Tampa Bay	10/19/86
172	24	Mark Ingram II	vs. Green Bay	10/26/14
166	33	George Rogers	vs. Dallas	12/19/82
165	30	Deuce McAllister	at Washington	11/30/03
162	29	George Rogers	vs. L.A. Rams	9/13/81
162	29	Mario Bates	vs. Detroit	9/21/97
161	22	Chuck Muncie	vs. Atlanta	9/2/79
161	24	George Rogers	at L.A. Rams	11/8/81
160	34	Wayne Wilson	vs. Miami	10/2/83
160	35	Earl Campbell	at Minnesota	11/24/85
158	29	Dalton Hilliard	at Atlanta	11/19/89
158	15	Chris Ivory	at Tampa Bay	10/17/10
158	15	Mark Ingram II	at San Francisco	11/6/16
157	33	Rueben Mayes	vs. New England	11/30/86
157	24	Lamar Smith	at Indianapolis	9/27/98
156	29	Ricky Williams	at Atlanta	10/22/00
155	20	Craig Heyward	vs. Tampa Bay	11/11/90
155	22	Alvin Kamara	vs. Minnesota	12/25/20
148	22	Alvin Maxson	vs. St. Louis Cardinals	12/8/74
147	24	Rueben Mayes	vs. Cleveland	9/13/87
147	31	Ricky Williams	at Carolina	10/14/01
146*	14	Tony Galbreath	at Kansas City	9/26/76
146	14	Mark Ingram II	vs. L.A. Rams	11/27/16
145	14	Mark Ingram II	vs. Dallas	11/10/13
144	29	Rueben Mayes	vs. San Francisco	10/25/87
144	38	Ricky Williams	vs. Carolina	10/15/00
143	28	Mike Bell	vs. Detroit	9/13/09
143	14	Mark Ingram II	at Indianapolis	10/25/15
142	27	Andy Livingston	vs. Washington	9/21/69
142	28	George Rogers	at Houston	11/22/81
141	22	Mario Bates	vs. Atlanta	11/13/94
140	28	Deuce McAllister	at Carolina	1/2/05
139	35	Dwight Beverly	at St. Louis Cardinals	10/11/87
139	21	Deuce McAllister	vs. San Francisco	10/20/02
138	33	Wayne Wilson	at Chicago	9/19/82
138	28	Fred McAfee	vs. Atlanta	11/24/91
137	20	George Rogers	vs. Atlanta	11/6/83
136	30	Ricky Williams	vs. Minnesota	10/7/01
136	26	Deuce McAllister	vs. San Francisco	12/3/06
134	17	George Rogers	vs. Philadelphia	10/11/81
134	22	Mark Ingram II	vs. Washington	11/19/17
134	19	Alvin Kamara	at N.Y. Giants	9/30/18
131	25	Rueben Mayes	at St. Louis Cardinals	11/16/86
131*	22	Mark Ingram II	at Buffalo	11/12/17
130	27	Deuce McAllister	vs. Buffalo	10/2/05
129	32	Mario Bates	at N.Y. Giants	12/15/96
128	21	Chuck Muncie	vs. Oakland	12/3/79
128	28	Rueben Mayes	vs. San Francisco	11/2/86
128	30	Ricky Williams	at Chicago	10/8/00
128	29	Deuce McAllister	vs. Atlanta	12/26/04
127	16	Don McCall	vs. Washington	9/22/68
127	25	Dalton Hilliard	vs. Atlanta	12/18/88
127	32	Deuce McAllister	at Baltimore	12/8/02
127	16	Deuce McAllister	vs. Kansas City	11/14/04
127	19	Chris Ivory	vs. Carolina	1/11/12
126*	25	Chuck Muncie	at Kansas City	9/26/76
126*	20	Reggie Bush	at N.Y. Giants	12/24/06
126	14	Pierre Thomas	at Buffalo	9/27/09
125	25	Derek Brown	vs. Detroit	9/19/93
124	32	George Rogers	vs. L.A. Rams	12/18/83
124	23	Deuce McAllister	at Carolina	10/5/03
124	19	Lataivus Murray	at Denver	11/29/20

123	33	George Rogers	vs. Kansas City	11/21/82
123	15	Mario Bates	at New England	12/3/95
123	21	Deuce McAllister	vs. Green Bay	9/15/02
123	23	Deuce McAllister	vs. Pittsburgh	10/6/02
123	15	Deuce McAllister	at Tampa Bay	10/8/06
122	18	George Rogers	at Cleveland	10/18/81
122*	19	Craig Heyward	at Cincinnati	11/4/90
122	23	Mark Ingram II	at Pittsburgh	11/30/14
122	27	Tim Hightower	vs. Jacksonville	12/27/15
121	24	Ricky Williams	at San Francisco	11/11/01
121	29	Deuce McAllister	at Washington	10/13/02
120	23	George Rogers	vs. Tampa Bay	11/29/81
120	28	Ricky Williams	vs. Indianapolis	11/18/01
120	27	Mark Ingram II	vs. San Francisco	11/9/14
119	27	Lataivus Murray	at Chicago	10/20/19
117	18	Chuck Muncie	vs. San Francisco	11/11/79
117	28	Deuce McAllister	vs. Carolina	12/29/02
117	15	Chris Ivory	at Cincinnati	12/5/10
116	29	Deuce McAllister	vs. Chicago	10/12/03
116	21	Deuce McAllister	at Atlanta	10/19/03
115	25	George Rogers	at San Francisco	9/27/81
115	25	Rueben Mayes	vs. Denver	11/20/88
115*	30	Rueben Mayes	at Cincinnati	11/4/90
115	17	Deuce McAllister	vs. Atlanta	10/27/02
114	25	Mark Ingram II	vs. Detroit	10/15/17
114	21	George Rogers	at Buffalo	10/30/83
114	15	Jimmy Rogers	at Washington	10/26/80
113	26	Bob Gresham	at Green Bay	11/28/71
113	31	George Rogers	vs. Cincinnati	10/25/81
113	11	Hokie Gajan	vs. N.Y. Jets	11/21/83
112	19	Rueben Mayes	at Atlanta	11/1/87
112	24	Dalton Hilliard	vs. L.A. Rams	11/26/89
111	24	Ricky Williams	at N.Y. Giants	10/24/99
111	21	Deuce McAllister	at Dallas	12/10/06
110	14	Tony Baker	at St. Louis	11/2/69
110	26	Deuce McAllister	at Tampa Bay	11/2/03
110	17	Antowain Smith	vs. Chicago	11/6/05
110	9	Pierre Thomas	at Carolina	9/16/12
109	27	Mike Strachan	vs. Atlanta	11/2/75
109	15	Chuck Muncie	vs. L.A. Rams	11/28/76
109	11	Craig Heyward	vs. L.A. Raiders	10/23/88
109	31	Deuce McAllister	at Tampa Bay	9/8/02
108	31	Wayne Wilson	at Dallas	9/25/83
108	24	Wayne Wilson	at San Francisco	9/29/85
108	22	Rueben Mayes	at Indianapolis	10/12/86
108+	11	Aaron Brooks	at San Francisco	12/10/00
108*	27	Deuce McAllister	vs. N.Y. Giants	12/24/06
108	11	Dwayne Washington	vs. Carolina	12/30/18
107	20	Chuck Muncie	vs. N.Y. Jets	12/4/77
107	30	George Rogers	vs. San Francisco	12/20/81
107	23	Ricky Williams	at Seattle	9/17/00
106	28	Dalton Hilliard	at New England	11/12/89
106	20	Gill Fenerty	vs. Minnesota	9/22/91
106	21	Derek Brown	vs. Green Bay	11/14/93
106	26	Mario Bates	at San Francisco	10/29/95
106	22	Mario Bates	vs. St. Louis Rams	11/5/95
106	18	Aaron Stecker	at St. Louis Rams	9/26/04
106*	12	Alvin Kamara	at Buffalo	11/12/17
105	22	Mark Ingram II	at Green Bay	10/22/17
105	24	Mike Strachan	vs. Green Bay	10/12/75
105#	20	Pierre Thomas	at Chicago	12/30/07
104	10	Gill Fenerty	at L.A. Rams	12/9/90
104	13	Mark Ingram II	at Cincinnati	11/11/18
103	18	Wayne Wilson	at Atlanta	10/9/83
103	20	Ricky Williams	vs. Philadelphia	9/24/00
103	20	Mark Ingram II	at Atlanta	11/1/17
103	16	Mark Ingram II	vs. Philadelphia	11/18/18
102	13	Chuck Muncie	at St. Louis Cardinals	10/23/77
102	20	George Rogers	vs. Atlanta	9/2/84
102	27	Ricky Williams	vs. Carolina	12/2/01
102	21	Deuce McAllister	vs. Tampa Bay	10/10/04

OWNER

FOOTBALL

ADMINISTRATION

RECORDS

HISTORY

## BIG GAMES

102	16	Pierre Thomas	vs. Atlanta	12/7/08
102	26	Tim Hightower	vs. Seattle	10/30/16
<b>102</b>	<b>21</b>	<b>Latavius Murray</b>	<b>vs. Arizona</b>	<b>10/27/19</b>
101	17	Deuce McAllister	vs. Indianapolis	9/28/03
101	26	Deuce McAllister	vs. Carolina	10/26/03
100	20	Tony Galbreath	vs. L.A. Rams	10/30/77
100	23	Deuce McAllister	at Atlanta	11/28/04
100	20	Aaron Stecker	at Atlanta	12/10/07
100	30	Mark Ingram II	at Carolina	10/30/14

\* - part of a dual 100-yard game

# - part of a 100-yard rushing/100-yard receiving game

+ - only QB in team history to rush for 100 yards or more

**MOST BY PLAYER:** Deuce McAllister (27), George Rogers (16), Mark Ingram II (15), Ricky Williams (12), Rueben Mayes (11), Chuck Muncie (7), Mario Bates (6), Wayne Wilson (5), Dalton Hilliard (4), Pierre Thomas (4), Craig Heyward (3), Chris Ivory (3), **Alvin Kamara (3)**, **Latavius Murray (3)**, Derek Brown (2), Gill Fenerty (2), Tony Galbreath (2), Tim Hightower (2), Aaron Stecker (2), Mike Strachan (2), Tony Baker (1), Mike Bell (1), Dwight Beverly (1), Aaron Brooks (1), Reggie Bush (1), Earl Campbell (1), Hokie Gajan (1), Bob Gresham (1), Andy Livingston (1), Alvin Maxson (1), Fred McAfee (1), Don McCall (1), Jimmy Rogers (1), Antowain Smith (1), Lamar Smith (1), **Dwayne Washington (1)**, Ray Zellars (1).

## 300 YARD PASSING GAMES (157)

Yds	Player	A	C	Opponent	Date
510	Drew Brees	52	37	vs. Cincinnati	11/19/06
505	Drew Brees	50	39	vs. N.Y. Giants	11/1/15
465	Drew Brees	49	34	vs. Carolina	10/16/16
446	Drew Brees	54	35	at Green Bay	9/30/12
446	Drew Brees	53	37	at Dallas	12/23/12
445	Drew Brees	49	35	vs. Jacksonville	11/4/07
441	Aaron Brooks	48	30	vs. Denver	12/3/00
439	Drew Brees	45	47	vs. Tampa Bay	9/9/18
423	Drew Brees	42	28	vs. Oakland	9/11/16
422	Drew Brees	58	31	at Atlanta	11/9/08
421	Drew Brees	48	39	at Denver	9/21/08
420	Drew Brees	45	35	vs. Baltimore	11/24/14
419	Drew Brees	49	35	at Washington	12/6/09
419	Drew Brees	49	32	at Green Bay	9/8/11
413	Drew Brees	39	30	vs. Miami	9/30/13
412	Drew Brees	40	32	at Minnesota	12/18/11
412	Drew Brees	36	25	vs. Jacksonville	12/27/15
398	Drew Brees	47	31	at Pittsburgh	11/12/06
396	Drew Brees	43	29	vs. Carolina	12/30/12
396	Drew Brees	49	39	at Atlanta	9/23/18
393	Drew Brees	56	39	at St. Louis Rams	12/15/13
392	Drew Brees	41	34	vs. Dallas	11/10/13
389	Drew Brees	35	28	vs. Carolina	1/1/12
389	Drew Brees	48	37	at Arizona	12/18/16
387	Drew Brees	39	28	vs. Tennessee (OT)	11/8/15
386	Drew Brees	49	30	vs. Carolina	12/28/08
385	Drew Brees	41	29	vs. Washington	11/19/17
384	Drew Brees	38	26	at Dallas	12/10/06
383	Drew Brees	45	24	vs. Baltimore	10/29/06
383	Drew Brees	45	29	at Tampa Bay	10/16/11
382	Drew Brees	51	30	at N.Y. Jets	11/3/13
382	Drew Brees	43	29	vs. Seattle	11/21/10
381	Drew Brees	31	24	vs. Tampa Bay	12/29/13
377	Archie Manning	38	24	at San Francisco	12/7/80
377	Drew Brees	37	27	at Tampa Bay	10/21/12
376	Aaron Brooks	60	34	vs. Denver	11/21/04
376	Jim Everett	46	31	vs. Washington	9/11/94
376	Drew Brees	54	36	vs. Atlanta	9/26/16
375	Aaron Brooks	45	27	vs. N.Y. Giants	9/19/05
375	Drew Brees	36	29	at Chicago	12/15/14
373	Drew Brees	43	34	vs. Arizona	10/27/19
371	Drew Brees	23	18	vs. New England	11/30/09

371	Drew Brees	57	35	vs. Tampa Bay	10/5/14
370	Jim Everett	43	29	vs. Atlanta	9/17/95
370	Drew Brees	44	31	vs. Houston	9/25/11
370	Drew Brees	45	29	vs. San Diego	10/7/12
370	Drew Brees	43	32	vs. Houston	9/9/19
369	Drew Brees	30	23	vs. N.Y. Giants	10/18/09
367	Drew Brees	48	37	at Kansas City	10/23/16
365	Drew Brees	38	30	vs. Atlanta	9/26/10
364	Jim Everett	45	29	vs. Green Bay	12/16/95
363	Drew Brees	35	23	vs. San Francisco	9/28/08
363	Drew Brees	38	24	vs. N.Y. Giants	11/28/11
363	Drew Brees	29	26	vs. Washington	10/8/18
363	Drew Brees	30	22	vs. Philadelphia	11/18/18
359	Drew Brees	45	32	at Carolina	10/9/11
359	Drew Brees	41	33	vs. Dallas	10/4/15
358	Drew Brees	34	26	vs. Detroit	9/13/09
357	Drew Brees	35	26	vs. Atlanta	9/8/13
356	Drew Brees	56	37	vs. Cleveland	10/24/10
356	Drew Brees	45	27	vs. New England	9/17/17
355	Archie Manning	28	20	at San Francisco	9/23/79
355	Bobby Hebert	26	19	at Phoenix	10/18/92
355	Drew Brees	48	30	at Arizona	9/13/15
354	Billy Joe Tolliver	45	28	vs. Tennessee	10/17/99
354	Drew Brees	43	26	at N.Y. Giants	12/9/12
353	Drew Brees	41	26	at Green Bay	9/17/06
352	Aaron Brooks	30	23	at Atlanta	10/19/03
352	Drew Brees	39	23	at Dallas	11/25/10
351	Drew Brees	44	31	at Jacksonville	10/2/11
351	Drew Brees	40	30	at Detroit	12/21/08
350	Drew Brees	50	29	at Atlanta	1/1/17
349	Drew Brees	38	28	at Carolina	10/1/06
349	Drew Brees	30	21	at Atlanta	11/26/06
349	Drew Brees	40	29	vs. San Francisco	12/8/19
347	Aaron Brooks	37	22	at San Francisco	11/11/01
346	Drew Brees	36	25	vs. L.A. Rams	11/4/18
345	Billy Kilmer	32	22	at St. Louis Cardinals	11/2/69
344	Archie Manning	32	22	at Pittsburgh	11/5/78
343	Aaron Brooks	50	27	at New England	11/20/05
343	Jim Everett	27	23	at Denver	12/24/94
343	Drew Brees	32	23	vs. Tampa Bay	9/7/08
342	Drew Brees	36	26	vs. Detroit	12/4/11
342	Drew Brees	46	29	vs. Arizona	9/22/13
342	Drew Brees	45	28	at Detroit	10/19/14
341	Wade Wilson	34	22	at Atlanta	9/12/93
341	Drew Brees	50	28	at Atlanta	11/29/12
341	Drew Brees	52	34	vs. Detroit	12/21/15
340	Drew Brees	44	32	at Dallas	9/28/14
339	Drew Brees	41	30	vs. San Diego	10/26/08
339	Drew Brees	52	24	vs. Washington	9/9/12
337	Drew Brees	47	36	at Tennessee	12/11/11
336	Drew Brees	39	31	at San Francisco	10/28/07
335	Jim Everett	37	25	at Minnesota	11/19/95
335	Drew Brees	43	26	at Philadelphia	10/11/15
333	Ken Stabler	43	29	vs. Tampa Bay	12/5/82
333	Drew Brees	42	29	at Atlanta	9/7/14
332	Drew Brees	34	26	vs. Buffalo	10/27/13
331	Drew Brees	38	27	at Green Bay	10/22/17
330	Aaron Brooks	40	26	vs. Carolina	12/2/01
330	Drew Brees	46	26	vs. Minnesota	10/6/08
330	Drew Brees	35	24	vs. Carolina	11/8/09
328	Kerry Collins	44	22	at San Francisco	11/22/98
328	Drew Brees	41	28	at Atlanta	12/10/07
326	Jim Everett	37	26	vs. Kansas City	9/4/94
326	Drew Brees	44	31	vs. Detroit	12/4/16
326	Drew Brees	39	27	vs. Pittsburgh	12/23/18
325	Dave Wilson	32	20	vs. Cincinnati	12/9/84
325	Billy Joe Tolliver	48	24	at Carolina	11/1/98
325	Drew Brees	35	31	vs. Indianapolis	10/23/11
325	Drew Brees	49	31	at Carolina	9/16/12
325	Drew Brees	47	33	vs. L.A. Chargers	10/12/20
323	Archie Manning	32	23	vs. Atlanta	10/19/80



# BIG GAMES

323	Drew Brees	26	20	vs. Green Bay	11/24/08	167	5	Joe Horn	vs. Kansas City	11/14/04
323	Drew Brees	42	32	at Atlanta	1/3/16	166	8	Marques Colston	vs. N.Y. Giants	10/18/09
323	Drew Brees	39	28	at San Francisco	11/6/16	165	8	Danny Abramowicz	at Cincinnati	11/29/70
322	Drew Brees	43	30	at Atlanta	11/13/11	164	3	Eric Martin	vs. Green Bay	9/14/86
322	Drew Brees	46	26	at Tampa Bay	9/15/13	163*	6	Marques Colston	vs. Baltimore	10/29/06
320	Bobby Hebert	39	28	vs. L.A. Raiders	12/16/91	162	5	Kenny Stills	at Pittsburgh	11/30/14
320	Drew Brees	60	35	at Chicago	12/30/07	160	8	Joe Horn	vs. Carolina	12/5/04
320	Drew Brees	30	26	vs. Oakland	10/12/08	159	4	Larry Burton	at Atlanta	11/2/75
318	Aaron Brooks	40	23	vs. Cleveland	11/24/02	159	10	Marques Colston	vs. Jacksonville	11/4/07
317	Steve Walsh	42	25	at San Francisco	12/1/91	158	4	Devery Henderson	at Atlanta	11/26/06
316	Aaron Brooks	41	24	at St. Louis Rams	9/26/04	157	10	<b>Tre'Quan Smith</b>	<b>vs. Philadelphia</b>	<b>11/18/18</b>
315	Drew Brees	30	26	vs. Arizona	12/16/07	156	12	Danny Abramowicz	vs. Pittsburgh	10/29/67
314	Archie Manning	40	25	vs. San Francisco	9/7/80	156	5	Michael Haynes	at Cincinnati	9/15/96
314	Archie Manning	36	25	at Detroit	10/12/80	156	8	Willie Jackson	vs. St. Louis	12/17/01
314	Drew Brees	32	24	at Tampa Bay	11/5/06	156	10	<b>Michael Thomas</b>	<b>at Atlanta</b>	<b>12/17</b>
314	Teddy Bridgewater	34	26	vs. Tampa Bay	10/6/19	154	3	Keith Poole	at Atlanta	10/18/98
313	Drew Brees	29	24	at Cincinnati	12/5/10	153	8	Eric Martin	vs. Cleveland	10/14/90
313	Drew Brees	42	30	vs. Carolina	12/8/13	153	9	Marques Colston	at Green Bay	9/30/12
313	Drew Brees	47	30	vs. Atlanta	12/21/14	153*	10	Marques Colston	at Dallas	12/23/12
312	Drew Brees	39	30	vs. Atlanta	10/15/15	152	13	Michael Thomas	vs. Atlanta	11/10/19
312	Drew Brees	41	31	at Tampa Bay	12/13/15	151	8	Eric Martin	at Phoenix	10/18/92
312	Drew Brees	38	26	at Las Vegas	9/21/20	150	9	Quinn Early	at Minnesota	11/19/95
311	Drew Brees	34	25	at Philadelphia	9/20/09	150	13	Joe Horn	vs. Carolina	12/2/01
311	Drew Brees	32	27	vs. Green Bay	10/26/14	149	6	Lance Moore	vs. Atlanta	9/26/10
311	Drew Brees	39	30	vs. Carolina	11/24/19	148	8	Sean Dawkins	at San Francisco	11/22/98
311	Drew Brees	26	19	vs. Minnesota	12/25/20	148	8	Joe Horn	vs. Indianapolis	11/18/01
310	Luke McCown	38	31	at Carolina	9/27/15	147*	9	Benjamin Watson	vs. N.Y. Giants	11/1/15
310	Drew Brees	36	28	vs. L.A. Rams	11/27/16	146	10	Eric Martin	at Washington	11/6/88
308	Bobby Hebert	49	31	vs. San Francisco	10/8/89	146	7	Jimmy Graham	vs. Atlanta	11/11/12
308	Drew Brees	33	25	vs. Atlanta	11/2/09	145	7	Al Dodd	at St. Louis	11/2/69
307	Aaron Brooks	39	16	at New England	11/25/01	145	7	Marques Colston	vs. Carolina	11/1/12
307	Drew Brees	39	23	vs. Atlanta	12/26/11	144	7	Danny Abramowicz	at Washington	12/17/67
307	Drew Brees	39	26	vs. Tampa Bay	12/16/12	144	8	Henry Childs	at San Francisco	12/7/80
307	Drew Brees	30	29	vs. Indianapolis	12/16/19	143*	9	Joe Horn	vs. N.Y. Giants	9/19/05
306	Archie Manning	40	25	vs. Philadelphia	11/9/80	143*	6	Brandin Cooks	vs. Oakland	9/11/16
305	Drew Brees	44	34	vs. Pittsburgh	10/31/10	142	8	Robert Meachem	at Washington	12/6/09
305	Drew Brees	43	30	vs. San Francisco	11/17/13	141*	8	Donté Stallworth	vs. N.Y. Giants	9/19/05
303	Archie Manning	53	33	at Green Bay	9/10/78	141*	6	Willie Snead IV	at Philadelphia	10/11/15
303	Drew Brees	29	21	vs. Denver	11/13/16	141	7	Ted Ginn Jr.	at Green Bay	10/22/17
302	John Fourcade	27	15	at Buffalo	12/10/89	140	7	Danny Abramowicz	vs. San Francisco	12/13/70
302	Drew Brees	49	35	at Atlanta	12/27/10	140	8	Wes Chandler	vs. Atlanta	10/19/80
301	Archie Manning	39	24	vs. New England	12/21/80	140	7	Marques Colston	at Atlanta	11/9/08
301	Bobby Hebert	35	22	at San Francisco	11/15/92	139*	9	Wes Chandler	vs. Philadelphia	11/9/80
300	Dave Wilson	45	19	at Atlanta	10/20/85	139	13	<b>Alvin Kamara</b>	<b>vs. Green Bay</b>	<b>9/27/20</b>
						138	4	Eddie Kennison	vs. Atlanta	10/10/99
						138	7	Joe Horn	at Atlanta	12/9/01
						136	12	Michael Thomas	at Tennessee	12/22/19
						135	10	Jimmy Graham	at Chicago	10/6/13
						135	5	Eugene Goodlow	vs. San Francisco	12/15/85
						134	3	Joe Horn	at Atlanta	11/17/02
						134	9	Jimmy Graham	vs. Arizona	9/22/13
						134	11	Michael Thomas	vs. San Francisco	12/8/19
						133	8	Joe Horn	at Atlanta	10/19/03
						133	9	Joe Horn	vs. NY Giants	12/14/03
						132	6	Eric Martin	vs. L.A. Rams	10/30/88
						132	10	Floyd Turner	at San Francisco	12/1/91
						132	5	Marques Colston	at Carolina	10/1/06
						132	10	Jimmy Graham	at Jacksonville	10/2/11
						131	6	Hoby Brenner	vs. St. Louis	9/23/84
						131	5	Eric Martin	vs. N.Y. Jets	10/15/89
						131	10	Eric Martin	at Washington	11/18/90
						131	9	Reggie Bush	vs. San Francisco	12/3/06
						131*	9	Marques Colston	vs. San Diego	10/7/12
						131	9	Michael Thomas	at Chicago	10/20/19
						130	10	<b>Michael Thomas</b>	<b>at Kansas City</b>	<b>10/23/16</b>
						130	6	Eric Martin	vs. Houston	12/13/87
						129	8	Danny Abramowicz	vs. Pittsburgh	12/21/69
						129	8	Donté Stallworth	vs. Buffalo	10/2/05
						129	8	Marques Colston	vs. St. Louis	11/11/07
						129	8	Jimmy Graham	at Carolina	10/9/11
						129	3	Kenny Stills	vs. Buffalo	10/27/13

**MOST BY PLAYER:** Drew Brees (116), Aaron Brooks (10), Archie Manning (9), Jim Everett (6), Bobby Hebert (4), Billy Joe Tolleriv (2), Dave Wilson (2), Teddy Bridgewater (1), Kerry Collins (1), John Fourcade (1), Billy Kilmer (1), Luke McCown (1), Ken Stabler (1), Steve Walsh (1), Wade Wilson (1).

## 100 YARD RECEIVING GAMES [251]

Yds	No	Player	Opponent	Date
211	12	<b>Michael Thomas</b>	<b>vs. L.A. Rams</b>	<b>11/4/18</b>
205	6	Wes Chandler	vs. Atlanta	9/2/79
200	6	Torrence Small	at Denver	12/24/94
186	7	Brandin Cooks	at Arizona	12/18/16
182	11	Michael Thomas	vs. Tampa Bay	10/6/19
180	10	Joe Horn	vs. San Francisco	11/5/00
180	16	<b>Michael Thomas</b>	<b>vs. Tampa Bay</b>	<b>9/9/18</b>
179	9	Floyd Turner	vs. Chicago	10/27/91
179	10	Jimmy Graham	at Tampa Bay	9/15/13
173	7	Brandin Cooks	vs. Carolina	10/16/16
172*	9	Willie Snead IV	vs. Oakland	9/11/16
170*	10	Joe Horn	vs. Denver	12/3/00
169	10	Marques Colston	at Pittsburgh	11/12/06
169	9	Devery Henderson	vs. Cincinnati	11/19/06
167	9	Joe Horn	vs. San Francisco	11/5/00
167	11	Willie Jackson	at San Francisco	11/11/01

OWNER

FOOTBALL

ADMINISTRATION

RECORDS

HISTORY

## BIG GAMES

129*	10	Michael Thomas	at Atlanta	9/23/18	114*	8	Marques Colston	vs. N.Y. Giants	11/1/15
128	13	Darren Sproles	at Carolina	9/16/12	114	8	Michael Thomas	at Tampa Bay	11/17/19
128	12	Michael Thomas	vs. Indianapolis	12/16/19	113	5	Danny Abramowicz	vs. San Francisco	11/23/69
127	12	John Beasley	at San Diego	11/18/73	113*	4	Brett Bech	vs. Buffalo	12/27/98
127	4	Wes Chandler	at San Francisco	9/23/79	113	9	Andre Hastings	at St. Louis	11/28/99
127	4	Quinn Early	vs. L.A. Raiders	12/16/91	113	9	Donté Stallworth	vs. San Francisco	9/19/04
127	10	Benjamin Watson	vs. Atlanta	10/15/15	113	5	Donté Stallworth	at Dallas	12/12/04
126*	5	Joe Horn	vs. Baltimore	10/29/06	113	8	David Patten	at Seattle	10/14/07
125	6	Reggie Bush	at Dallas	12/10/06	113	8	Marques Colston	vs. Seattle	11/21/10
125	9	Marques Colston	vs. Carolina	12/8/13	113	8	Marques Colston	at Atlanta	11/13/11
124	5	Randal Hill	vs. Arizona	12/14/97	112	7	Henry Childs	at Green Bay	9/9/79
124*	7	Jimmy Graham	at Tampa Bay	10/16/11	112*	10	Cameron Cleeland	vs. Buffalo	12/27/98
124	10	Brandin Cooks	vs. Detroit	12/21/15	112	8	Reggie Bush	vs. Tampa Bay	9/7/08
124*	15	Alvin Kamara	at Atlanta	9/23/18	112	10	Marques Colston	vs. Cleveland	10/24/10
123	9	Joe Horn	at Oakland	10/24/04	112	9	Alvin Kamara	vs. Tampa Bay	9/9/18
123*	11	Marques Colston	at Tampa Bay	11/5/06	112	11	Michael Thomas	vs. Arizona	10/27/19
123	7	Marques Colston	vs. Carolina	12/28/08	111	6	Hoby Brenner	at Atlanta	10/20/85
123*	8	Devery Henderson	vs. San Diego	10/7/12	111	8	Eric Martin	vs. Denver	11/20/88
123	7	Lance Moore	at Atlanta	11/29/12	111	7	Eric Martin	vs. Houston	9/5/93
123	5	Brandin Cooks	vs. Jacksonville	12/27/15	111	6	Donté Stallworth	at Cincinnati	12/22/02
123*	10	Michael Thomas	vs. Houston	9/9/19	111	10	Joe Horn	vs. Houston	9/14/03
122	14	Tony Galbreath	at Green Bay	9/10/78	111*	3	Devery Henderson	at Tampa Bay	11/5/06
122	4	Andre Hastings	vs. Dallas	12/6/98	111*	6	Marques Colston	at Detroit	10/19/14
122*	8	Robert Wilson	vs. Denver	12/3/00	111	3	Tre'Quan Smith	vs. Washington	10/8/18
122	10	Donté Stallworth	vs. Denver	11/21/04	110	5	Danny Abramowicz	vs. San Francisco	9/26/71
122	9	David Patten	at Atlanta	12/10/07	110	5	Dave Parks	at San Francisco	10/22/72
122	7	Willie Snead IV	vs. Tampa Bay	12/13/15	110	5	Sean Dawkins	vs. Carolina	9/13/98
122	12	Emmanuel Sanders	vs. L.A. Chargers	10/12/20	110	9	Boo Williams	at Philadelphia	11/23/03
121	6	Henry Childs	at Seattle	11/18/79	110	6	Joe Horn	vs. Seattle	9/12/04
121	5	Michael Haynes	vs. San Francisco	11/3/96	110	6	Joe Horn	vs. Philadelphia	10/15/06
121	5	Randal Hill	at Chicago	10/5/97	110	5	Marques Colston	at Atlanta	9/7/14
121	8	Joe Horn	at St. Louis Rams	10/28/01	109	2	Walt Roberts	at Philadelphia	11/19/67
121#	12	Pierre Thomas	at Chicago	12/30/07	109	8	Joe Horn	vs. San Francisco	10/20/02
121*	4	Marques Colston	vs. New England	11/30/09	109	5	David Patten	at San Francisco	10/28/07
121	9	Lance Moore	at Tampa Bay	10/21/12	109	7	Coby Fleener	vs. Atlanta	9/26/16
121*	4	Lance Moore	vs. Carolina	12/30/12	109	11	Michael Thomas	vs. Pittsburgh	12/23/18
120	4	Dave Parks	at N.Y. Giants	10/8/72	108	8	Joe Horn	at Tampa Bay	9/8/02
120	9	Eric Martin	vs. Philadelphia	12/18/89	108	5	Az-Zahir Hakim	at Green Bay	10/9/05
120	5	Eric Martin	vs. Cincinnati	1/2/94	108	9	Michael Thomas	vs. L.A. Rams	11/27/16
120	6	Andre Hastings	vs. St. Louis Rams	12/7/97	107	5	Eric Martin	vs. L.A. Rams	11/26/89
120	6	Joe Horn	vs. Green Bay	9/15/02	107	7	Marques Colston	vs. Dallas	11/10/13
120	6	Lance Moore	vs. Washington	9/9/12	107*	5	Brandin Cooks	at Philadelphia	10/11/15
119*	4	Ike Harris	vs. Philadelphia	11/9/80	106	7	Tony Galbreath	vs. Oakland	12/3/79
119	6	Mike Jones	vs. Miami	12/7/86	106	6	Wes Chandler	at Detroit	10/12/80
119	3	Robert Meachem	vs. Detroit	12/4/11	106	5	Joe Horn	vs. Tampa Bay	12/1/02
118	9	Joe Horn	vs. Tampa Bay	12/7/03	106	6	Marques Colston	at Tampa Bay	11/30/08
118	9	Marques Colston	at Houston	11/18/07	106	3	Robert Meachem	at Cincinnati	12/5/10
118*	7	Marques Colston	at Tampa Bay	10/16/11	106	2	Joseph Morgan	at N.Y. Giants	12/9/12
118	10	Marques Colston	at Cleveland	9/14/14	105	9	Danny Abramowicz	at Atlanta	12/7/69
117	7	Wes Chandler	vs. Atlanta	11/12/78	105	6	Hoby Brenner	vs. Chicago	9/18/83
117*	3	Henry Childs	at Atlanta	11/25/79	105	5	Joe Horn	at San Francisco	12/10/00
117	8	Wes Chandler	at Atlanta	9/6/81	105	8	Willie Jackson	at N.Y. Giants	9/30/01
117	8	Quinn Early	vs. Green Bay	12/16/95	105	4	Jeremy Shockey	at Miami	10/25/09
117	9	Michael Thomas	at Buffalo	11/12/17	105	6	Marques Colston	at Dallas	11/25/10
117	10	Michael Thomas	at Atlanta	12/7/17	105	7	Marques Colston	at Tennessee	12/11/11
116	5	Eric Martin	at L.A. Rams	10/22/89	105	9	Michael Thomas	at Atlanta	12/6/20
116	12	Joe Horn	at San Diego	9/10/00	104	6	Keith Poole	at Carolina	1/2/00
116	7	Joe Horn	vs. Atlanta	12/17/00	104	4	Devery Henderson	vs. Minnesota	10/6/08
116*	3	Devery Henderson	vs. New England	11/30/09	104*	7	Darren Sproles	at Dallas	12/23/12
116	9	Jimmy Graham	at N.Y. Jets	11/3/13	104	6	Brandin Cooks	vs. Carolina	12/6/15
115	9	Danny Abramowicz	vs. Baltimore	10/19/69	104	9	Michael Thomas	vs. Atlanta	11/22/15
115	4	Paul Seal	vs. Philadelphia	10/27/74	103	6	Dave Parks	vs. Pittsburgh	12/15/68
115	5	Floyd Turner	vs. Atlanta	11/24/91	103	6	Wes Chandler	vs. San Francisco	12/3/78
115	5	Lance Moore	vs. Green Bay	11/24/08	103*	6	Wes Chandler	at Atlanta	11/25/79
115*	9	Jimmy Graham	vs. Carolina	12/30/12	103	6	Larry Hardy	vs. San Francisco	9/7/80
114	7	Dave Parks	at St. Louis	10/11/70	103	6	Lindsay Scott	vs. St. Louis	9/12/82
114	3	Michael Lewis	vs. Cleveland	11/24/02	103	6	Eric Martin	vs. L.A. Rams	10/11/92
114	3	Donté Stallworth	vs. Dallas	12/28/03	103	5	Michael Haynes	at Atlanta	12/11/94
114	8	Marques Colston	vs. Arizona	12/16/07	103	5	Devery Henderson	vs. Detroit	9/13/09
114*	7	Darren Sproles	vs. Miami	9/30/13	103	3	Devery Henderson	vs. Chicago	9/18/11

# BIG GAMES

103*	5	Kenny Stills	at Detroit	10/19/14	3	Bruce Clark	vs. Tampa Bay	9/9/84
102	6	Sean Dawkins	at Carolina	11/1/98	3	Bruce Clark	at L.A. Raiders	10/13/85
102	5	Donté Stallworth	vs. Carolina	12/18/05	3	Rickey Jackson	at Cincinnati	12/20/87
102	8	Lance Moore	at Kansas City	11/16/08	3	Pat Swilling	vs. N.Y. Giants	11/27/88
101	8	Danny Abramowicz	at N.Y. Giants	10/6/68	3	Pat Swilling	at L.A. Rams	10/22/89
101	4	Tyrone Young	at Cleveland	10/28/84	3	Pat Swilling	vs. Atlanta	10/29/89
101	3	Hoby Brenner	vs. Cincinnati	12/9/84	3	Frank Warren	vs. Philadelphia	12/18/89
101	7	Eric Martin	at St. Louis	10/11/87	3	Rickey Jackson	at Atlanta	9/29/91
101	2	Eric Martin	vs. Tampa Bay	12/6/87	3	Pat Swilling	at L.A. Rams	11/3/91
101	8	Quinn Early	vs. Kansas City	9/4/94	3	Rickey Jackson	vs. L.A. Rams	10/11/92
101	6	Joe Horn	at Carolina	11/10/02	3	Renaldo Turnbull	vs. Detroit	9/19/93
101	8	Donté Stallworth	at Seattle	9/7/03	3	Renaldo Turnbull	at Phoenix	10/31/93
101	9	Joe Horn	at Atlanta	11/28/04	3	Rickey Jackson	vs. Green Bay	11/14/93
101	4	Devery Henderson	vs. Carolina	10/7/07	3	Darion Conner	at Tampa Bay	9/18/94
101	7	Lance Moore	vs. San Francisco	9/28/08	3	La'Roi Glover	vs. St. Louis	11/15/98
101	10	Robert Meachem	at Atlanta	12/27/10	3	La'Roi Glover	at Baltimore	12/19/99
101	6	<b>Alvin Kamara</b>	<b>at L.A. Rams</b>	<b>11/26/17</b>	3	La'Roi Glover	at Chicago	10/8/00
101*	7	Ted Ginn Jr.	vs. Houston	9/9/19	3	La'Roi Glover	vs. Carolina	10/15/00
101	10	<b>Michael Thomas</b>	<b>vs. Carolina</b>	<b>11/24/19</b>	3	Joe Johnson	at Carolina	11/12/00
100	3	Henry Childs	at Atlanta	11/26/78	3	La'Roi Glover	at St. Louis	11/26/00
100	4	Eric Martin	at Buffalo	12/10/89	3	Joe Johnson	at Buffalo	9/9/01
100	6	Az-Zahir Hakim	at St. Louis	10/23/05	3	Charlie Clemons	at N.Y. Giants	9/30/01
100	4	Jimmy Graham	vs. Houston	9/25/11	3	Darrin Smith	vs. Pittsburgh	10/6/02
100*	4	Jimmy Graham	vs. Miami	9/30/13	3	Darren Howard	at Washington	10/13/02
100	5	Jimmy Graham	at Atlanta	11/21/13	3	Willie Whitehead	at Tampa Bay	11/2/03
100	6	Devery Henderson	at Green Bay	9/8/11	3	Charles Grant	at St. Louis	9/26/04
					3	<b>Cameron Jordan</b>	<b>vs. Philadelphia</b>	<b>11/5/12</b>
					3	Junior Galette	vs. Carolina	12/8/13
					3	<b>Cameron Jordan</b>	<b>vs. Atlanta</b>	<b>10/15/15</b>
					3	<b>David Onyemata</b>	<b>at Dallas</b>	<b>11/29/18</b>
					3	<b>Cameron Jordan</b>	<b>vs. Atlanta</b>	<b>11/22/20</b>

\* - part of a dual 100-yard game

# - part of a 100-yard receiving/100-yard rushing game

**MOST BY PLAYER:** Marques Colston (28), Joe Horn (28), **Michael Thomas** (21), Eric Martin (18), Jimmy Graham (13), Danny Abramowicz (10), Devery Henderson (10), Wes Chandler (9), Donté Stallworth (9), Lance Moore (8), Brandin Cooks (7), Henry Childs (5), Hoby Brenner (4), Quinn Early (4), **Alvin Kamara** (4), Robert Meachem (4), Dave Parks (4), Reggie Bush (3), Sean Dawkins (3), Andre Hastings (3), Michael Haynes (3), Willie Jackson (3), David Patten (3), Willie Snead IV (3), Darren Sproles (3), Kenny Stills (3), Floyd Turner (3), Tony Galbreath (2), Ted Ginn Jr. (2), Az-Zahir Hakim (2), Randal Hill (2), Keith Poole (2), Benjamin Watson (2), **Tre'Quan Smith** (2), John Beasley (1), Brett Bech (1), Larry Burton (1), Cameron Cleeland (1), Al Dodd (1), Coby Fleener (1), Eugene Goodlow (1), Larry Hardy (1), Ike Harris (1), Mike Jones (1), Eddie Kennison (1), Michael Lewis (1), Joseph Morgan (1), Walt Roberts (1), Emmanuel Sanders (1), Lindsay Scott (1), Paul Seal (1), Jeremy Shockey (1), Torrance Small (1), Pierre Thomas (1), Booby Williams (1), Robert Wilson (1), Tyrone Young (1).

**MOST BY PLAYER:** Rickey Jackson (6), Pat Swilling (6), La'Roi Glover (5), **Cameron Jordan** (4), Bruce Clark (2), Joe Johnson (2), Wayne Martin (2), Renaldo Turnbull (2), Frank Warren (1), Darion Conner (1), Charlie Clemons (1), Junior Galette (1), Charles Grant (1), Darren Howard (1), **David Onyemata** (1), Darrin Smith (1), Willie Whitehead (1), Jim Wilks (1).

## 3-SACK GAMES [38]

Sacks	Player	Opponent	Date
4	Rickey Jackson	at Atlanta	12/14/86
4	Rickey Jackson	at Detroit	9/18/88
4	Pat Swilling	vs. Tampa Bay	11/11/90
4	Wayne Martin	vs. Atlanta	12/3/92
4	Wayne Martin	vs. Detroit	9/21/97
4	<b>Cameron Jordan</b>	<b>at Atlanta</b>	<b>11/28/19</b>
3.5	Jim Wilks	at Philadelphia	12/11/83
3.5	Pat Swilling	at Atlanta	11/19/89

OWNER

FOOTBALL

ADMINISTRATION

RECORDS

HISTORY

## LAST TIME

## REGULAR SEASON

## 600+ YARDS TOTAL OFFENSE

**SAINTS** – 608, vs. N.Y. Giants, 11/1/15 (103 rushing, 505 passing) **Opponent** – 605, vs. Minnesota, 10/17/04 (188 rushing, 417 passing)

## 500+ YARDS TOTAL OFFENSE

**SAINTS** – 583, vs. Minnesota, 12/25/20 (264 rushing, 319 passing) **Opponent** – 516, vs. San Francisco, 12/8/19 (162 rushing, 354 passing)

## 400+ YARDS TOTAL OFFENSE

**SAINTS** – 424, at Atlanta, 12/6/20 (207 rushing, 217 passing) **Opponent** – 411, vs. Kansas City, 12/20/20 (179 rushing, 232 passing)

## 400+ YARDS PASSING BY A PLAYER

**SAINTS** – 439, QB Drew Brees, vs. Tampa Bay, 9/9/18 (45-37-3-0) **Opponent** – 406, QB Russell Wilson at Seattle, 9/22/19 (50-32-2-0)

## 300+ YARDS PASSING BY A PLAYER

**SAINTS** – 311, QB Drew Brees, vs. Minnesota, 12/25/20 (26-19-0-2) **Opponent** – 349, QB Jimmy Garoppolo, vs. San Francisco, 12/8/19 (35-26-4-1)

## SEVEN TD PASSES BY A PLAYER

**SAINTS** – QB Drew Brees, vs. N.Y. Giants, 11/11/15 **Opponent** – Has never happened

## SIX TD PASSES BY A PLAYER

**SAINTS** – QB Drew Brees, vs. Detroit, 9/13/09 **Opponent** – QB Eli Manning, vs. N.Y. Giants, 11/11/15

## FIVE TD PASSES BY A PLAYER

**SAINTS** – QB Drew Brees, vs. San Francisco, 12/8/19 **Opponent** – QB Cam Newton, vs. Carolina, 12/6/15

## FOUR TD PASSES BY A PLAYER

**SAINTS** – QB Drew Brees, vs. Tampa Bay, 11/8/20 **Opponent** – QB Jimmy Garoppolo, vs. San Francisco, 12/8/19

## 200 YARDS RUSHING BY A PLAYER

**SAINTS** – 203, RB Rueben Mayes (28 att.), vs. Miami, 12/7/86 **Opponent** – 210, RB DeAngelo Williams (21 att.), vs. Carolina, 12/30/12

## 100 YARDS RUSHING BY A PLAYER

**SAINTS** – 155, RB Alvin Kamara (22 att.), vs. Minnesota, 12/25/20 **Opponent** – 115, RB Miles Sanders (14 att.) and 106, QB Jalen Hurts (18 att.), at Philadelphia, 12/13/20

## TWO 100-YARD RUSHERS IN A GAME

**SAINTS** – 131, RB Mark Ingram II (21 att.) & 106, RB Alvin Kamara (12 att.), at Buffalo, 11/12/17 **Opponent** – 115, RB Miles Sanders (14 att.) and 106, QB Jalen Hurts (18 att.), at Philadelphia, 12/13/20

## 300 YARDS RECEIVING BY A PLAYER

**SAINTS** – Has never happened **Opponent** – 336, WR Willie Anderson, vs. L.A. Rams, 11/26/89 (15 rec.) – **NFL Record**

## 200 YARDS RECEIVING BY A PLAYER

**SAINTS** – 211, WR Michael Thomas, vs. L.A. Rams, 11/4/18 (12 rec.) **Opponent** – 218, WR Alshon Jeffery, at Chicago, 10/6/13 (10 rec.)

## 100 YARDS RECEIVING BY A PLAYER

**SAINTS** – 105, WR Michael Thomas (9 rec.), at Atlanta, 12/6/20 **Opponent** – 118, WR Curtis Samuel (7 rec.) and 101, WR DJ Moore (5 rec.), at Carolina, 1/3/21

## TWO 100-YARD RECEIVERS IN A GAME

**SAINTS** – 101, WR Ted Ginn Jr. (7 rec.) and 123, WR Michael Thomas (10 rec.), vs. Houston, 9/9/19 **Opponent** – 118, WR Curtis Samuel (7 rec.) and 101, WR DJ Moore (5 rec.), at Carolina, 1/3/21

## SIX TDS RUSHING BY A PLAYER

**SAINTS** – RB Alvin Kamara, vs. Minnesota, 12/25/20 **Tied NFL Record Opponent** – Has never happened

## FOUR TDS RUSHING BY A PLAYER

**SAINTS** – Has never happened **Opponent** – RB Mike Anderson, vs. Denver, 12/3/00

## THREE TDS RUSHING BY A PLAYER

**SAINTS** – RB Alvin Kamara, at N.Y. Giants, 9/30/18 **Opponent** – RB Tevin Coleman, vs. Atlanta, 9/26/16

## FOUR TD CATCHES BY A PLAYER

**SAINTS** – WR Joe Horn, vs. N.Y. Giants, 12/14/03 **Opponent** – WR Dave Williams, at St. Louis Cardinals, 11/2/69

## THREE TD CATCHES BY A PLAYER

**SAINTS** – WR Marques Colston, vs. San Diego, 10/7/12 **Opponent** – WR Odell Beckham Jr., vs. N.Y. Giants, 11/1/15

## SIX TDS BY A PLAYER (rushing, receiving, return)

**SAINTS** – RB Alvin Kamara, vs. Minnesota, 12/25/20 (six rushing) **Tied**

**NFL Record Opponent** – Has never happened

## FOUR TDS BY A PLAYER (rushing, receiving, return)

**SAINTS** – RB Reggie Bush, vs. San Francisco, 12/3/06 (three rushing, one receiving) **Opponent** – RB Mike Anderson, vs. Denver, 12/3/00 (all rushing)

## THREE TDS BY A PLAYER (rushing, receiving, return)

**SAINTS** – RB Alvin Kamara, vs. L.A. Rams, 11/4/18 (two rushing, one receiving) **Opponent** – RB Tevin Coleman, vs. Atlanta, 9/26/16 (all rushing)

## SEVEN FIELD GOALS ATTEMPTED IN A GAME BY A PLAYER

**SAINTS** – K Morten Andersen, vs. San Francisco, 10/25/87 (Five made) **Opponent** – K Bobby Howfield, at N.Y. Jets, 12/3/72 (Six made)

## SIX FIELD GOALS ATTEMPTED IN A GAME BY A PLAYER

**SAINTS** – K John Carney, at St. Louis Rams, 9/26/04 (Five made) **Opponent** – K Ryan Succop, vs. Kansas City, 9/23/12 (Six made)

## FIVE FIELD GOALS ATTEMPTED IN A GAME BY A PLAYER

**SAINTS** – K Will Lutz, at Chicago, 11/1/20 (Four made) **Opponent** – K Greg Zuerlein, at L.A. Rams, 11/26/17 (Four made)

## FOUR FIELD GOALS ATTEMPTED BY A PLAYER

**SAINTS** – K Will Lutz, at N.Y. Giants, 9/30/18 (Four made) **Opponent** – K Zane Gonzalez, vs. Cleveland, 9/16/18 (Two made)

## SIX FIELD GOALS CONVERTED BY A PLAYER

**SAINTS** – Has never happened **Opponent** – K Ryan Succop, vs. Kansas City, 9/23/12 (Six attempts)

## FIVE FIELD GOALS CONVERTED BY A PLAYER

**SAINTS** – K John Carney, at St. Louis Rams, 9/26/04 (Six attempts) **Opponent** – K Matt Prater, vs. Detroit, 12/4/16 (Five attempts).

## FOUR FIELD GOALS CONVERTED BY A PLAYER

**SAINTS** – K Will Lutz, at Chicago, 11/1/20 (Five attempts) **Opponent** – K Younghoe Koo, vs. Atlanta, 11/10/19 (Four attempts)

## THREE INTS IN A GAME BY A PLAYER

**SAINTS** – S **Sammy Knight**, at Buffalo, 9/9/01 (40 yards) **Opponent** – LB **Keith Bulluck**, vs. Tennessee, 9/21/07 (51 yards)

## INTERCEPTION RETURNED FOR A TD

**SAINTS** – CB **Janoris Jenkins** (36 yards), vs. Tampa Bay, 9/13/20  
**Opponent** – DT **A'Shawn Robinson** (0 yards) vs. Detroit, 10/15/17

## FUMBLE RETURNED FOR A TD

**SAINTS** – S **Vonn Bell**, at Seattle, 9/22/19 (33 yards) **Opponent** – S **Justin Evans**, vs. Tampa Bay, 9/9/18, (34 yards)

## PUNT RETURNED FOR A TD

**SAINTS** – WR/RS **Deonte Harris**, at Seattle, 9/22/19 (53 yards)  
**Opponent** – CB **Jamal Agnew**, vs. Detroit, 10/15/17 (74 yards)

## KICKOFF RETURNED FOR A TD

**SAINTS** – RB **Alvin Kamara**, at Tampa Bay, 12/31/17 (106 yards) **Opponent** – WR **Cordarrelle Patterson**, at Chicago, 10/20/19 (102 yards)

## PUNT BLOCKED

**SAINTS** – DB **J.T. Gray**, at Chicago, 10/20/19 **Opponent** – DE **Robert Quinn**, at St. Louis Rams, 10/30/11

## PUNT BLOCKED AND RETURNED FOR TD

**SAINTS** – DB **Justin Hardee**, vs. Tampa Bay, 11/5/17 (7 yards) **Opponent** – FB **Mosi Tatupu**, vs. New England, 11/30/86 (17 yards)

## PUNT BLOCKED RECOVERED IN END ZONE FOR TD

**SAINTS** – S **Steve Gleason** (Blocked) and CB **Curtis Deloatch** (Recovered for TD) vs. Atlanta, 9/25/06 **Opponent** – LB **Roy Bennett**, at San Diego, 10/9/88

## PUNT BLOCKED FOR A SAFETY

**SAINTS** – CB **Robert Massey**, vs. Cleveland, 10/14/90. **Opponent** – Has never happened.

## SAFETY SCORED

**SAINTS** – fumble went out of bounds in end zone, vs. Kansas City, 12/20/20  
**Opponent** – QB **Drew Brees** sacked in end zone, vs. Kansas City, 9/23/12

## FIELD GOAL BLOCKED

**SAINTS** – DL **Margus Hunt**, vs. Tampa Bay, 9/13/20 (54-yard attempt)  
**Opponent** – LB **L.J. Fort**, vs. Pittsburgh, 12/23/18 (50-yard attempt)

## FG BLOCKED AND RETURNED FOR TD

**SAINTS** – CB **Fred Thomas**, vs. N.Y. Giants, 12/14/03 (64 yards), kick blocked by DT **Kenny Smith** **Opponent** – CB **Janoris Jenkins**, at N.Y. Giants, 9/18/16 (65 yards), kick blocked by DT **Jonathan Hankins**

## PAT KICK MISSED

**SAINTS** – K **Wil Lutz**, at Carolina, 1/3/21 (wide left) **Opponent** – K **Dan Bailey**, vs. Minnesota, 12/25/20 (wide left)

## PAT KICK BLOCKED

**SAINTS** – DT **Kevin Williams**, vs. Carolina, 12/6/15 **Opponent** – DB **Justin Simmons**, vs. Denver, 11/13/16

## PAT BLOCKED AND RETURNED FOR A TWO-POINT CONVERSION

**SAINTS** – LB **Stephone Anthony** (82 yds.), vs. Carolina, 12/6/15 **Opponent** – S **Will Parks**, vs. Denver, 11/13/16, kick blocked by DB **Justin Simmons**

## TWO-POINT ATTEMPT MADE

**SAINTS** – RB **Alvin Kamara** rush, at Tampa Bay, 12/9/18 **Opponent** – QB **Patrick Mahomes** pass, vs. Kansas City, 12/20/20

## TWO-POINT ATTEMPT FAILED

**SAINTS** – QB **Drew Brees** pass, vs. Kansas City, 12/20/20 **Opponent** – QB **Kirk Cousins** pass, vs. Minnesota, 12/25/20

## 40+ POINTS SCORED IN A GAME

**SAINTS** – 42, at Carolina, 12/29/19  
**Opponent** – 48, vs. San Francisco, 12/8/19

## 50+ POINTS SCORED IN A GAME

**SAINTS** – 52, vs. Minnesota, 12/25/20  
**Opponent** – 52, at N.Y. Giants, 12/9/12

## SHUTOUT SCORED IN A GAME

**SAINTS** – 20-0, at Miami (Wembley Stadium), 10/1/17 **Opponent** – 0-38, vs. San Francisco, 1/6/02



# INDIVIDUAL PLAYOFF RECORDS

## SCORING

### MOST POINTS

**SAINTS** - 18, Willie Jackson, vs. St. Louis Rams (12/30/00)  
**Opponent** - 18, Adrian Peterson, vs. Minnesota (1/24/10)

### MOST TOUCHDOWNS

**SAINTS** - 3, Willie Jackson, vs. St. Louis Rams (12/30/00)  
**Opponent** - 3, Adrian Peterson, vs. Minnesota (1/24/10)

### MOST PATS

**SAINTS** - 6 (2x), last John Kasay, vs. Detroit (1/7/12)  
**Opponent** - 5, Chuck Nelson, vs. Minnesota (1/3/88)

## RUSHING

### MOST YARDS GAINED

**SAINTS** - 143, Deuce McAllister (21 att.), vs. Philadelphia (1/13/07)  
**Opponent** - 140, Marshawn Lynch (28 att.), at Seattle (1/11/14)

### MOST ATTEMPTS

**SAINTS** - 23, Alvin Kamara, vs. Chicago (1/10/20)  
**Opponent** - 28 (2x), last Dalvin Cook, vs. Minnesota (1/5/20)

### MOST TOUCHDOWNS

**SAINTS** - 2 (2x), Julius Jones, at Seattle (1/8/11); Darren Sproles, vs. Detroit (1/7/12)  
**Opponent** - 3, Adrian Peterson, vs. Minnesota (1/24/10)

### HIGHEST AVERAGE PER ATTEMPT (min. 4 rushes)

**SAINTS** - 16.8 (5-84 yds.), Reggie Bush, vs. Arizona (1/16/10)  
**Opponent** - 14.5 (6-87 yds.), Tim Hightower, vs. Arizona (1/16/10)

### LONGEST SCORING RUSH

**SAINTS** - 46, Reggie Bush, vs. Arizona (1/16/10)  
**Opponent** - 70, Tim Hightower, vs. Arizona (1/16/10)

### LONGEST NON-SCORING RUSH

**SAINTS** - 36, Mark Ingram II, vs. Philadelphia (1/13/19)  
**Opponent** - 42, Frank Gore, at San Francisco (1/14/12)

## PASSING

### MOST TOTAL YARDS GAINED

**SAINTS** - 466, Drew Brees, at San Francisco (1/14/12)  
**Opponent** - 380, Matthew Stafford, vs. Detroit (1/7/12)

### MOST ATTEMPTS

**SAINTS** - 63, Drew Brees, at San Francisco (1/14/12)  
**Opponent** - 46, Brett Favre, vs. Minnesota (1/24/10)

### MOST COMPLETED

**SAINTS** - 40, Drew Brees, at San Francisco (1/14/12)  
**Opponent** - 31, Peyton Manning, vs. Indianapolis (2/7/10)

### MOST TOUCHDOWNS

**SAINTS** - 4 (2x), Aaron Brooks, vs. St. Louis Rams (12/30/00); Drew Brees, at San Francisco (1/14/12)  
**Opponent** - 4, Matt Hasselbeck, at Seattle (1/8/11)

### HIGHEST COMPLETION PERCENTAGE (min. 10 att.)

**SAINTS** - 82.1 (32-of-39), Drew Brees, vs. Indianapolis (2/7/10)  
**Opponent** - 68.9 (31-of-45), Peyton Manning, vs. Indianapolis (2/7/10)

### LONGEST SCORING PASS

**SAINTS** - 88, Drew Brees to Reggie Bush, at Chicago (1/21/07)  
**Opponent** - 75, Jeff Garcia to Donté Stallworth, vs. Philadelphia (1/13/07)

### LONGEST NON-SCORING PASS

**SAINTS** - 52, Drew Brees to Robert Meachem, at Seattle (1/14/14)

**Opponent** - 47, Alex Smith to Vernon Davis, at San Francisco (1/14/12)

### MOST INTERCEPTIONS

**SAINTS** - 3, Bobby Hebert, vs. Philadelphia (1/3/93) and Drew Brees, vs. Tampa Bay (1/17/21)  
**Opponent** - 3, Kurt Warner, vs. St. Louis Rams (12/30/00)

## RECEIVING

### MOST RECEPTIONS

**SAINTS** - 15, Darren Sproles, at San Francisco (1/14/12) - tied  
**NFL playoff record**  
**Opponent** - 12, Calvin Johnson, vs. Detroit (1/7/12)

### MOST YARDS GAINED

**SAINTS** - 171, Michael Thomas, vs. Philadelphia (1/13/19)  
**Opponent** - 211, Calvin Johnson, vs. Detroit (1/7/12)

### MOST TOUCHDOWNS

**SAINTS** - 3, Willie Jackson, vs. St. Louis (12/30/00) - tied  
**NFL playoff record**  
**Opponent** - 2 (6x), last Vernon Davis, at San Francisco (1/14/12)

## INTERCEPTIONS

### MOST INTERCEPTIONS

**SAINTS** - 2 (3x), last Marshon Lattimore, vs. Philadelphia (1/13/19)  
**Opponent** - 2, Eric Allen, vs. Philadelphia (1/3/93)

### LONG INTERCEPTION RETURN

**SAINTS** - 74t, Tracy Porter, vs. Indianapolis (2/7/10)  
**Opponent** - 41, Dashon Goldson, at San Francisco (1/14/12)

### MOST YARDS ON INTERCEPTIONS

**SAINTS** - 74 (1 int.), Tracy Porter, vs. Indianapolis (2/7/10)  
**Opponent** - 41 (1 int.), Dashon Goldson, at San Francisco (1/14/12)

### TOUCHDOWNS

**SAINTS** - 1, Tracy Porter (74 yds.), vs. Indianapolis (2/7/10)  
**Opponent** - 1, Eric Allen (18 yds.), vs. Philadelphia (1/3/93)

## KICKOFF RETURNS

### MOST RETURN YARDS

**SAINTS** - 143, Courtney Roby, vs. Minnesota (1/24/10)  
**Opponent** - 139, LaRod Stephens-Howling, vs. Arizona (1/16/10)

### MOST RETURNS

**SAINTS** - 7 (2x), last Michael Lewis, at Chicago (1/21/07)  
**Opponent** - 5 (2x), last Brad Smith, at Philadelphia (1/4/14)

### LONG RETURN

**SAINTS** - 61, Courtney Roby, vs. Minnesota (1/24/10)  
**Opponent** - 42 Cordarelle Patterson, vs. Chicago (1/10/21)

### TOUCHDOWNS

**SAINTS** - none  
**Opponent** - none

# INDIVIDUAL PLAYOFF RECORDS

## PUNT RETURNS

### MOST RETURN YARDS

**SAINTS** - 109, Reggie Bush, vs. Arizona (1/16/10)  
**Opponent** - 143, Anthony Carter, vs. Minnesota (1/3/88)

### MOST RETURNS

**SAINTS** - 4, Deonte Harris, vs. Minnesota (1/5/20)  
**Opponent** - 6, Anthony Carter, vs. Minnesota (1/3/88)

### LONG RETURN

**SAINTS** - 83t, Reggie Bush, vs. Arizona (1/16/10)  
**Opponent** - 84t, Anthony Carter, vs. Minnesota (1/3/88)

### TOUCHDOWNS

**SAINTS** - 1, Reggie Bush (83 yds.), vs. Arizona (1/16/10)  
**Opponent** - 1, Anthony Carter (84 yds.), vs. Minnesota (1/3/88)

## PUNTING

### MOST PunTS

**SAINTS** - 7, Thomas Morstead, vs. Minnesota (1/24/10)  
**Opponent** - 8, Andy Lee, at San Francisco (1/14/12)

### MOST YARDS

**SAINTS** - 359, Thomas Morstead, vs. Minnesota (1/24/10)  
**Opponent** - 396, Andy Lee, at San Francisco (1/14/12)

### HIGHEST GROSS AVERAGE

**SAINTS** - 54.0, Tommy Barnhardt, vs. Atlanta (12/28/91)  
**Opponent** - 51.2, Jeff Feagles, vs. Philadelphia (1/3/93)

### LONG PUNT

**SAINTS** - 66, Thomas Morstead, vs. Arizona (1/16/10)  
**Opponent** - 66, Brad Maynard, vs. Chicago (1/21/07)

### MOST PunTS INSIDE THE 20

**SAINTS** - 4, Thomas Morstead, vs. Minnesota (1/24/10)  
**Opponent** - 4 (2x), Brad Maynard, vs. Chicago (1/21/07); Andy Lee, at San Francisco (1/14/12)

## FIELD GOALS

### MOST MADE

**SAINTS** - 4, Shayne Graham, at Philadelphia (1/4/14)  
**Opponent** - 4 (2x), last Greg Zuerlein, vs. L.A. Rams (1/20/19)

### MOST ATTEMPTS

**SAINTS** - 4 (2x), Morten Andersen, at Chicago (1/6/91); Shayne Graham, at Philadelphia (1/4/14)  
**Opponent** - 5, Graham Gano, vs. Carolina (1/7/18)

### LONGEST FIELD GOAL MADE

**SAINTS** - 57, Wil Lutz, vs. Carolina (1/7/18)  
**Opponent** - 58, Graham Gano, vs. Carolina (1/7/18)

## DEFENSE

### MOST COMBINED TACKLES

**SAINTS** - 14 (3x), last Demario Davis, vs. Philadelphia (1/20/19)  
**Opponent** - 15, Stephen Tulloch, vs. Detroit (1/7/12)

### MOST SOLO TACKLES

**SAINTS** - 12, Sam Mills, at Chicago (1/6/91)  
**Opponent** - 10 (2x), last Devin White, vs. Tampa Bay (1/17/21)

### MOST SACKS

**SAINTS** - 2, Renaldo Turnbull, at Chicago (1/6/91); Frank Warren, vs. Atlanta (12/28/91)  
**Opponent** - 2, Darwin Walker, vs. Philadelphia (1/13/07)

## MISCELLANEOUS

### LONGEST SCORING DRIVE - PLAYS

**SAINTS** - 19, vs. Atlanta (12/28/91)  
**Opponent** - 16, at Chicago (1/6/91)

### LONGEST SCORING DRIVE - YARDS

**SAINTS** - 93, at Chicago (1/21/07)  
**Opponent** - 96, vs. Indianapolis (2/7/10)

### LONGEST SCORING DRIVE - TIME ELAPSED

**SAINTS** - 11:29, vs. Philadelphia (1/13/19)  
**Opponent** - 8:31, at Chicago (1/6/91)

### SAINTS 100-YARD RUSHING GAMES

143, Deuce McAllister, vs. Philadelphia (1/13/07)

### OPPONENT 100-YARD RUSHING GAMES

140, Marshawn Lynch, at Seattle (1/11/14)  
131, Marshawn Lynch, at Seattle (1/8/11)  
123, Thomas Jones, at Chicago (1/21/07)  
122, Adrian Peterson, vs. Minnesota (1/24/10)  
116, Brian Westbrook, vs. Philadelphia (1/13/07)  
105, Heath Sherman, vs. Philadelphia (1/3/93)  
102, Neal Anderson, at Chicago (1/6/91)

### SAINTS 300-YARD PASSING GAMES

466, Drew Brees, vs. Detroit (1/7/12)  
462, Drew Brees, at San Francisco (1/14/12)  
404, Drew Brees, at Seattle (1/8/11)  
356, Drew Brees, vs. Carolina (1/7/18)  
354, Drew Brees, at Chicago (1/21/07)  
304, Drew Brees, at Seattle (1/11/14)  
301, Drew Brees, vs. Philadelphia (1/13/19)

### OPPONENT 300-YARD PASSING GAMES

380, Matthew Stafford, vs. Detroit (1/7/12)  
365, Kurt Warner, vs. St. Louis (12/30/00)  
349, Cam Newton, vs. Carolina (1/7/18)  
333, Peyton Manning, vs. Indianapolis (2/7/10)  
318, Case Keenum, at Minnesota (1/14/18)  
310, Brett Favre, vs. Minnesota (1/24/10)  
302, Daunte Culpepper, at Minnesota (1/6/01)

### SAINTS 100-YARD RECEIVING GAMES

171, Michael Thomas, vs. Philadelphia (1/13/19)  
142, Willie Jackson, vs. St. Louis Rams (12/30/00)  
139, Marques Colston, at Seattle (1/11/14)  
131, Michael Thomas, vs. Carolina (1/7/18)  
120, Marques Colston, vs. Detroit (1/7/12)  
118, Marques Colston, at San Francisco (1/14/12)  
132, Reggie Bush, at Chicago, (1/21/07)  
125, Willie Jackson, at Minnesota (1/6/01)  
118, Darren Sproles, at San Francisco (1/14/12)  
115, Ted Ginn Jr., vs. Carolina (1/7/18)  
111, Robert Meachem, vs. Detroit (1/7/12)  
106, Chad Morton, at Minnesota (1/6/01)  
103, Jimmy Graham, at San Francisco (1/14/12)

### OPPONENT 100-YARD RECEIVING GAMES

211, Calvin Johnson, vs. Detroit (1/7/12)  
180, Vernon Davis, at San Francisco (1/14/12)  
144, Michael Haynes, vs. Atlanta (12/28/91)  
137, Stefon Diggs, vs. L.A. Rams (1/14/18)  
127, Issac Bruce, vs. St. Louis Rams (12/30/00)  
121, Randy Moss, at Minnesota (1/6/01)  
120, Cris Carter, at Minnesota (1/6/01)  
107, Greg Olsen, vs. Carolina (1/7/18)  
107, Brandin Cooks, vs. L.A. Rams (12/19/19)  
102, Fred Barnett, vs. Philadelphia (1/3/93)  
102, Bernard Berrian, vs. Minnesota (1/24/10)  
101, Christian McCaffrey, vs. Carolina (1/7/18)

OWNER

FOOTBALL

ADMINISTRATION

RECORDS

HISTORY

# TEAM PLAYOFF RECORDS

## SAINTS

## CATEGORY

## OPPONENTS

45 (2x), last vs. Detroit (1/7/12)	Points	44, vs. Minnesota (1/3/88)
34, vs. Detroit (1/7/12)	FIRST DOWNS	31, vs. Minnesota (1/24/10)
15, vs. Philadelphia (1/13/07)	Rushing	14, vs. Minnesota (1/3/88)
23, at San Francisco (1/14/12)	Passing	20, vs. Detroit (1/7/12)
5 (2x), last vs. Tampa Bay (1/17/21)	Penalty	5, at Minnesota (1/14/18)
11, vs. Chicago (1/10/21)	3rd Down Conversions	10 (3x) last, vs. Minnesota (1/5/20)
3 (4 att.), vs. Detroit (1/7/12)	4th Down Conversions	2 (2x), last at Philadelphia (1/4/14)
626, vs. Detroit (1/7/12)	TOTAL NET YARDS	475, vs. Minnesota (1/24/10)
83, at Seattle (1/8/11)	Total Offensive Plays	86, vs. Minnesota (1/3/88)
7.7, vs. Detroit (1/7/12)	Average Gain	7.8, vs. Detroit (1/7/12)
208, vs. Philadelphia (1/13/07)	NET RUSHING YARDS	210, vs. Minnesota (1/3/88)
37, vs. Philadelphia (1/13/07)	Attempts	50, vs. Minnesota (1/3/88)
5.6, vs. Philadelphia (1/13/07)	Average Gain	6.7, vs. Arizona (1/16/10)
459, vs. Detroit (1/7/12)	NET PASSING YARDS	380, vs. Detroit (1/7/12)
3 (27 yds.), at San Francisco (1/14/12)	Sacked (Yards)	6 (42 yds.), vs. Minnesota (1/3/88)
466, vs. Detroit (1/7/12)	TOTAL PASSING YARDS	380, vs. Detroit (1/7/12)
63, vs. San Francisco (1/14/12)	Attempts	46, vs. Minnesota (1/24/10)
40, at San Francisco (1/14/12)	Completions	31, vs. Indianapolis (2/7/10)
4, vs. Minnesota (1/3/88)	Interceptions	3, vs. St. Louis (12/30/00)
10.2, vs. Detroit (1/7/12)	Average Gain	9.7, at Minnesota (1/6/01)
7, vs. Minnesota (1/24/10)	Punts	8, at San Francisco (1/14/12)
54.0, vs. Atlanta (12/28/91)	Average	51.2, vs. Philadelphia (1/3/93)
212, vs. Minnesota (1/24/10)	TOTAL RETURN YARDAGE	188, vs. Minnesota (1/3/88)
109, vs. Arizona (1/16/10)	Punt Return Yards	143, vs. Minnesota (1/3/88)
183, vs. Minnesota (1/24/10)	Kickoff Return Yards	139, vs. Arizona (1/16/10)
74, vs. Indianapolis (2/7/10)	Interception Return Yards	47, at Philadelphia (1/4/14)
11, vs. Philadelphia (1/13/19)	Penalties	9 (2x), last vs. Chicago (1/10/21)
97, at Minnesota (1/14/18)	Penalty Yards	64, last vs. L.A. Rams (1/20/19)
4 (2x), last vs. Chicago (1/21/07)	Fumbles	6, vs. Minnesota (1/24/10)
3 (2x), last at San Francisco (1/14/12)	Fumbles Lost	3, vs. Minnesota (1/24/10)
6 (2x), last vs. Detroit (1/7/12)	TOUCHDOWNS	5 (2x), last at Seattle (1/8/11)
3, vs. Detroit (1/7/12)	Rushing	4, vs. Chicago (1/21/07)
4, at San Francisco (1/14/12)	Passing	4, at Seattle (1/8/11)
1 (2x), last vs. Indianapolis (2/7/10)	Returns	1 (2x), last vs. Philadelphia (1/3/93)
37:50, vs. Philadelphia (1/13/19)	TIME OF POSSESSION	41:18, vs. Minnesota (1/3/88)

# HISTORY

---





## SAINTS TIMELINE

**1966** Nov. 1 - NFL awarded 16th franchise to New Orleans as NFL Commissioner **Pete Rozelle** made the announcement at New Orleans' Pontchartrain Hotel...the *New Orleans States-Item* headline that afternoon was "N.O. Goes Pro!"; Dec. 15 - John W. Mecom, Jr. becomes majority stockholder-president of franchise; Dec. 22 - **Victor E. Schwenk** appointed director of player personnel; Dec. 27 - **Tom Fears** named franchise's first head coach.

**1967** Jan. 9 - New Orleans' NFL franchise nicknamed Saints; Jan. 27 - Saints signed first player, former University of Mississippi and Los Angeles Rams **K Paige Cothren**; Feb. 9 - Saints select 42 players in expansion draft; March 8 - First season-ticket drive launched...Saints sell 20,000 on first day & 33,400 before first game; March 14 - Saints make Alabama FB **Leslie Kelley** top choice in NFL Draft; July 1 - Rookies report for first training camp at San Diego's Cal Western; July 6 - FB **Jim Taylor** signs with Saints; July 10 - Veterans join rookies at training camp; July 16 - DE **Doug Atkins** joined Saints in trade with the Chicago Bears; July 20 - **Bert Rose** named general manager; Aug. 2 - Saints lost to Los Angeles Rams, 16-7 in first preseason game at Anaheim, Calif; Aug. 12 - Saints score first preseason victory by beating the St. Louis Cardinals, 23-14, at Shreveport, La.; Sept. 9 - Saints record first preseason win in New Orleans, downing the Atlanta Falcons, 27-14...the victory gave New Orleans a 5-1 preseason record, best ever for an expansion team; Sept. 17 - Saints open first regular season schedule in style as rookie RB **John Gilliam** returned the opening kickoff 94 yards for a touchdown, but lost to the Rams, 27-13 in front of 80,879 at Tulane Stadium; Nov. 5 - Saints record first regular season win, beating the Philadelphia Eagles at Tulane Stadium, 31-24, as WR **Walt Roberts** scores three touchdowns, including a kickoff return for a score on the game's opening play; Dec. 17 - Saints defeat Washington, 30-14, to wind up with a 3-11 record which tied the record for most wins by a first-year expansion franchise, with an average of 75,463 filling Tulane Stadium.

**1968** Jan. 21 - CB **Dave Whitsell** represented the Saints as the club's first Pro Bowl selection; March 29 - **Victor E. Schwenk** named general manager; Dec. 15 - Saints beat the Pittsburgh Steelers, 24-14 in season's final game to emerge with 4-9-1 record and third place finish in Century Division.

**1969** Jan. 19 - DT **Dave Rowe** was club's Pro Bowl selection; Feb. 9 - NFL 16-year veteran DE **Doug Atkins** receives Vince Lombardi Award as NFL's most dedicated player; Nov. 2 - Saints snap six-game losing streak at St. Louis, 51-42...game set what was then the NFL record of most total passing touchdowns in a game as the Saints' **Billy Kilmer** and the Cardinals' **Charlie Johnson** connected on six each; Nov. 16 - **Dempsey** boots four field goals against the N.Y. Giants, hitting his fourth with 11 seconds left to pull out a 25-24 victory; Dec. 21 - Saints close season with 27-24 win over Pittsburgh to bring record to 5-9, their best victory total to date...**Danny Abramowicz** wins NFL receiving honors with 73 catches for 1,015 yards and seven touchdowns... **Atkins** retired after 17 NFL seasons.

**1970** Jan. 16 - In realignment of NFC, Saints form Western Division with the Los Angeles Rams, San Francisco 49ers and the Atlanta Falcons; Jan. 18 - RB **Tony Baker**, K **Tom Dempsey**, G **Jake Kupp** and RB **Andy Livingston** represented the Saints at the Pro Bowl, with Head Coach **Tom Fears** coaching the East squad; Feb. 1 - The NFL and AFL announce a merger, forming a common league with 26 teams, 13 in the National Football Conference and 13 in the American Football Conference; Aug. 8 - **Fears**, a nine-year star wide receiver with the Rams, inducted into the Pro Football Hall of Fame...on the same day, the Saints beat Minnesota in the Hall of Fame Game, the team's first appearance in the contest; Nov. 3 - **J.D. Roberts** replaces **Fears** to become the second head coach in Saints' history; Nov. 8 - **Dempsey** kicked what was then an NFL-record 63-yard field goal on the game's final play to defeat Detroit, 19-17, in Roberts' first game as head coach...the holder was **Joe Scarpati** and **Jackie Burkett** was the snapper...**Dempsey**, born without toes on his right foot, wore a heavy square-toed kicking shoe; Dec. 21 - Saints complete their fourth season with a 2-11-1 record.

**1971** Jan. 28 - Saints drafted Mississippi QB **Archie Manning** with the second overall selection in the NFL Draft; Aug. 11 - Construction began on the Louisiana Superdome; Sept. 19 - Following the club's first training camp at the University of Southern Mississippi, the team's site for the next three seasons, Saints defeat L.A. Rams in season opener in New Orleans, 24-20...**Manning** made first regular-season start and ran for one-yard touchdown on the final play after he completed 16-of-29 passes for 218 yards and a touchdown; Dec. 10 - General manager **Victor E. Schwenk** relieved of his duties; Dec. 19 - Saints finish with 4-8-2 record.



# SAINTS TIMELINE

**1972** **Sept. 25** - Saints made first appearance on ABC's Monday Night Football, losing to Kansas City, 20-17. **Dec. 19** - Saints finish with 2-11-1 record.

**1973** **Jan. 29** - Saints selected Oklahoma DE **Derland Moore** as the club's first selection of the NFL Draft (second round-29th overall); **Aug. 26** - **John North** replaced **J.D. Roberts** and became the third head coach in team history; **Sept. 25** - Saints traded WR **Danny Abramowicz** to the San Francisco 49ers for their fourth and fifth round selections in the 1974 draft; **Nov. 4** - Saints scored first-ever shutout as they blanked Buffalo 13-0 in Tulane Stadium; **Dec. 16** - Saints finished season with a 5-9 mark, which tied the best record to date for the franchise.

**1974** **Dec. 8** - Saints shut out the St. Louis Cardinals 14-0 in the franchise's final game in Tulane Stadium...Saints ended their eight-season stay in their first home with a 23-32-1 home record; **Dec. 15** - Saints finished the with a 5-9 record.

**1975** **Aug. 3** - Louisiana Superdome is dedicated; **Aug. 9** - The first football game is played in the Superdome as the Houston Oilers beat the Saints, 13-7 in a preseason contest before 72,434; **Sept. 28** - In the first regular season NFL game in the Superdome, the Saints lost to the Cincinnati Bengals, 21-0, before 52,531 spectators; **Oct. 27** - **Ernie Hefferle**, Saints' director of pro personnel, named as interim head coach after **John North** was relieved of his duties...**Hefferle** became the fourth head coach in Saints history.

**1976** **Jan. 20** - Saints hired **Hank Stram** as the club's fifth head coach; **Jan. 26** - New Orleans hosted the Pro Bowl; **April 8** - Saints selected California RB **Chuck Muncie** in the first round of the NFL Draft; **July 24** - FB **Jim Taylor**, who played his final NFL season with the Saints in 1967, was inducted into the Pro Football Hall of Fame; **Sept. 26** - **Stram** gained his first Saints victory, 27-17 at his old team, Kansas City; **Nov. 21** - Saints beat Seattle on the road, 51-27 to tie what was then the club record for most points scored in a game; **Dec. 12** - The Saints end the season 4-10.

**1977** **Dec. 18** - Saints finish with 5-11 record...QB **Archie Manning** receives the Byron "Whizzer" White NFL Man of the Year Award, awarded by the NFLPA.

**1978** **Jan. 28** - **Hank Stram** is relieved of his duties as head coach; **Feb. 6** - **Dick Nolan** is hired as the Saints' sixth head coach; **Aug. 5** - Saints beat Philadelphia, 14-7 in an exhibition game in Mexico City, the first NFL game played south of the U.S. border; **Oct. 22** - QB **Archie Manning** connected with RB **Tony Galbreath** on a 19-yard touchdown late in the fourth quarter to give the Saints a 10-3 win at the Los Angeles Rams, dropping the previously 7-0 Rams from the ranks of the unbeaten as the Black and Gold won in the L.A. Memorial Coliseum for the first time; **Dec. 17** - Saints ended season 7-9, setting a club mark for wins. **Manning** named NFC MVP by both *The Sporting News* and *UPI* and was selected to the Pro Bowl.

**1979** **June 5** - Saints moved administrative offices from Lee Circle to Superdome; **Oct. 14** - Saints set club record for points in one half with 42 in the second half (on six straight possessions) in 42-14 win at Tampa Bay; **Dec. 3** - RB **Chuck Muncie** rushed for 128 yards vs. Oakland in a Monday Night Football matchup at the Superdome to become first Saint to surpass 1,000-yard milestone on the way to a 1,198-yard season; **Dec. 16** - Saints ended the season with an 8-8 record after beating eventual NFC champion Rams, 29-14, setting a new club mark for wins; **Dec. 20** - **Steve Rosenbloom** was selected as executive VP & general manager of the Saints.

**1980** **Jan. 27** - RB **Chuck Muncie** is selected as Pro Bowl MVP...Saints had a then club-record five Pro Bowl players as QB **Archie Manning**, S **Tommy Myers**, WR **Wes Chandler** and TE **Henry Childs** joined Muncie; **April 29** - Saints selected Colorado T **Stan Brock** with their first selection in the NFL Draft; **Oct. 7** - Saints traded **Muncie** to the San Diego Chargers for the Chargers' second-round selection in 1981 which the Saints later used to select Pittsburgh LB **Rickey Jackson**; **Nov. 24** - After a 27-7 loss to the Los Angeles Rams on Monday Night Football, Head Coach **Dick Nolan** was relieved of his duties; **Nov. 25** - **Dick Stanfel** replaced **Nolan** in the interim and became the Saints' seventh head coach.

OWNER

FOOTBALL

ADMINISTRATION

RECORDS

HISTORY

# SAINTS TIMELINE

OWNER

FOOTBALL

ADMINISTRATION

RECORDS

HISTORY

**1981** Jan. 22 - O.A. (Bum) Phillips is announced as the Saints' eighth head coach; April 28 - Saints select South Carolina RB and 1980 Heisman Trophy winner **George Rogers** with the first overall choice in NFL Draft...Rogers is one of 17 selections by Saints...with a second round pick, they would choose Pittsburgh LB **Rickey Jackson**, in what would turn out to be one of the franchise's top drafts...future cornerstones in DE **Frank Warren** and TE **Hoby Brenner** (third round) and DT **Jim Wilks** (12th round) would also come out of the draft; Sept. 13 - In his second career game, **Rogers** carries 29 times for a then-club record 162 yards to lead Saints to a 23-17 win vs. the L.A. Rams; Nov. 8 - Saints defeated NFC West rival Rams, 21-13, at Anaheim Stadium to complete series sweep for first time in Saints history; Dec. 20 - **Rogers** gained 107 yards in 21-17 loss to San Francisco and became the NFL's rushing champion (and all-time rookie rusher) with 1,674 yards on the season...Saints finished with a 4-12 mark.

**1982** Jan. 31 - RB **George Rogers** represents the Saints at the Pro Bowl; April 27 - K **Morten Andersen** is selected in the fourth round of the NFL Draft. Aug. 7 - Former DE **Doug Atkins**, who played the final three seasons of his career with the Saints from 1967-69, was inducted into the Pro Football Hall of Fame; Aug. 25 - Veteran QB **Ken Stabler** signed with Saints as a free agent...He would be voted into the Pro Football Hall of Fame in 2016; Sept. 20 - NFL players went on strike...seven games were cancelled due to the strike; Nov. 21 - NFL games resumed as the Saints defeated Kansas City, 27-17, at the Superdome; Dec. 19 - **Rogers** ran for 166 yards at Dallas.

**1983** Jan. 2 - Saints defeat Atlanta, 35-6 in the Superdome in a rescheduled game that concluded the nine-game season with a 4-5 record...Saints narrowly missed the playoffs in a complicated labyrinth of tie-breakers; Sept. 4 - RB **George Rogers** set team single-game rushing record with 206 yards on 24 carries in 28-17 opening day win over the St. Louis Cardinals; Sept. 18 - Saints defeated Chicago, 34-31 at the Superdome in overtime for the first sudden death victory in franchise history; Dec. 18 - Saints narrowly miss the playoffs when the Rams' Mike Lansford kicked a 42-yard field goal with :06 left for a 26-24 Los Angeles victory at the Superdome...the Saints finished the season 8-8 with the NFC's second-ranked overall defense and the NFL's top defense against the pass. Offensively, they ranked sixth in the NFL in rushing behind **Rogers'** 1,147 yards.

**1984** Jan. 29 - LB **Rickey Jackson** plays in his first Pro Bowl after recording 12 sacks; Nov. 19 - Saints record first-ever win on prime time with a 27-24 Monday Night Football victory over the Pittsburgh Steelers in the Superdome; Nov. 26 - Saints owner **John W. Mecom Jr.** announced that the Saints were for sale for the non-negotiable price of \$75 million; Dec. 15 - Saints finished the season 7-9 after a season-closing 20-3 win at the New York Giants.

**1985** Jan. 27 - LB **Rickey Jackson**, DE **Bruce Clark** and P **Brian Hansen** represent the Saints at the Pro Bowl; Feb. 14 - Negotiations for the sale of the Saints between **John Mecom, Jr.** and Chicago's **A.N. Pritzker** broke off, suddenly thrusting **Tom Benson**, a highly successful automobile dealer and banker, negotiating in a secondary position for several weeks, to the forefront; March 12 - New Orleanian **Benson** reached agreement with **Mecom** for the sale of the Saints; April 26 - Saints traded RB **George Rogers** and their fifth-, 10th-, and 11th-round selections in the 1985 draft to Washington for their top draft pick; May 31 - Ownership was transferred from **Mecom** to **Benson** for the sale price of \$70.204 million. **Benson** becomes managing general partner of the Saints; Sept. 22 - Saints defeat Tampa Bay 20-13 at the Superdome in the first win of **Benson's** ownership; Nov. 25 - Head Coach **O.A. (Bum) Phillips** resigned following a 30-23 win at Minnesota the prior day, as his son, Defensive Coordinator **Wade Phillips**, was named interim head coach, the ninth head coach in club history.

**1986** Jan. 14 - With **Tom Benson** now able to insert his management team, **Jim Finks** is named president/general manager; Jan 28 - **Jim Mora** named the Saints' 10th head coach; Feb. 2 - LB **Rickey Jackson** and K **Morten Andersen** are the Saints representatives for the Pro Bowl; April 29 - Saints selected Virginia T **Jim Dombrowski** with their first pick in the NFL Draft...RB **Dalton Hilliard** was picked in the second round, while RB **Rueben Mayes** and LB **Pat Swilling** were third round draft choices; Sept. 21 - **Mel Gray** broke team record with 101-yard kickoff return for a TD at San Francisco...the return was the Saints' first for a score since 1977; Nov. 9 - Saints record fifth shutout in team history in a 6-0 win over the Los Angeles Rams; Dec. 7 - **Mayes** broke the team's single-game rushing record with 207 yards vs. the Miami

# SAINTS TIMELINE

Dolphins, but his final gain was called back along with the winning TD...the Saints lost 31-27 thriller as **Mayes** finished with 203 rushing yards; Dec. 21 - Saints finished season at 7-9...**Mayes** finished with 1,353 yards rushing (fourth in the NFL) and is named consensus Rookie of the Year...he was named to the Pro Bowl along with **Jackson**, who posted nine sacks, and **Andersen**, who led the NFL in field goal percentage.

**1987** Sept. 21 - NFLPA announced that players would be on strike following the weekend's games; Oct. 4 - Saints defeated the Los Angeles Rams, 37-10, in Superdome before 29,745 fans in club's first replacement game...QB **John Fourcade**, a New Orleans native, led Saints to the win with two TD passes; Oct. 15 - NFL Players Association announced that the strike is over, but not in time to play the coming weekend's games; Oct. 18 - Saints beat Chicago, 19-17, on four **Florian Kempf** FGs in the final replacement game played by the Saints...the replacements posted a 2-1 record; Oct. 25 - Saints fall to San Francisco, 24-22, in a Superdome thriller...following the game, head coach **Jim Mora** made his highly-publicized "coulda, woulda, shoulda" proclamation to the media; Nov. 1 - On the franchise's 21st birthday, Saints posted the largest margin of victory in franchise history at the time, shutting out Atlanta 38-0...the win was the first in then-team-record nine consecutive triumphs to close out the season; Nov. 29 - Saints held on with two magnificent goal-line stands in the final quarter to defeat Pittsburgh, 20-16...the victory ensured Saints' first winning record ever; Dec. 6 - Saints beat Tampa Bay, 44-34, to lock up team's first playoff appearance; Dec. 13 - QB **Bobby Hebert** tossed three touchdowns as the Saints won seventh straight, 24-10, over the Houston Oilers in the Superdome which gave the New Orleans home field in the NFC Wild Card game; Dec. 20 - Down 24-3 in the second quarter, the Saints rallied behind backup QB **Dave Wilson** for a 41-24 win at Cincinnati, the biggest come-from-behind effort at the time in Saints' history; Dec. 27 - Saints beat Green Bay, 33-24, to close with 12-3 record...later that night, San Francisco won their final game which kept the Saints from winning their first division title and gaining home-field advantage in the NFC playoffs.

**1988** Jan. 3 - Saints jump out to a 7-0 lead, but Minnesota took a 31-10 halftime advantage on the way to a 44-10 win over New Orleans in the NFC Wild Card game at the Superdome; Feb. 7 - A then-club record six Saints - K **Morten Andersen**, TE **Hoby Brenner**, G **Brad Edelman**, RB **Rueben Mayes**, LB **Sam Mills** and CB **Dave Waymer** - were tabbed for the Pro Bowl...President/General Manager **Jim Finks** was honored as *The Sporting News* NFL Executive of the Year and Head Coach **Jim Mora** was a unanimous choice for NFL Coach of the Year; Nov. 20 - Saints score what was the biggest win in team history in 42-0 romp over Denver...the win clinched the Saints' second consecutive winning season; Dec. 18 - Saints finish the season with a 10-6 record.

**1989** Jan. 29 - K **Morten Andersen**, WR **Eric Martin**, who had a then-club record 1,083 yards receiving, and LB **Sam Mills** were the Saints' Pro Bowl selections; April 23 - The Saints selected Arkansas DL **Wayne Martin** with their first selection in the NFL Draft. Martin would go on record 82.5 sacks, ranked third in franchise history; July 6 - NFL owners meet in Chicago for a first vote for a successor to retiring Commissioner **Pete Rozelle**...Saints President/General Manager **Jim Finks**, the only candidate, falls just short of the votes needed for election; Sept. 10 - Saints score only opening-day shutout in team history with 28-0 win over Dallas in the Superdome; Oct. 26 - NFL owners select **Paul Tagliabue** to succeed **Rozelle** as league commissioner; Nov. 20 - **Tagliabue** appoints **Finks** as chairman of the NFL Competition Committee; Dec. 24 - A 41-6 win over Indianapolis gave the Saints a 9-7 record, the Saints' third straight winning season...RB **Dalton Hilliard**, along with LBs **Vaughan Johnson** and **Pat Swilling**, who posted 16.5 sacks, were selected to represent the Saints in the Pro Bowl.

**1990** Aug. 5 - Saints beat the Raiders, 17-10 in American Bowl in London's Wembley Stadium; Dec. 23 - New Orleans defeats previously 13-1 San Francisco 13-10 at Candlestick Park to improve to 7-8 when LB **Rickey Jackson** recovers a fumble at the New Orleans 20-yard line with 53 seconds remaining to keep the Saints' playoff hopes alive. Dec. 31 - On New Year's Eve, a national TV audience saw K **Morten Andersen** kick a 24-yard field goal with two seconds left to beat the Los Angeles Rams 20-17 which evened the Saints' final record at 8-8 and gave the club a playoff berth.

**1991** Jan. 6 - Chicago defeats the Saints, 16-6, in the NFC Wild Card game at Soldier Field; Feb. 3 - K **Morten Andersen** and LBs **Vaughan Johnson** and **Pat Swilling** represented the Saints in the Pro Bowl; July 27 - RB **Earl Campbell**, who played his first two seasons with the Saints from 1984-85, was inducted into the Pro Football Hall of Fame; Sept. 8 - The Saints defeated Kansas City, 17-0 for the first

OWNER

FOOTBALL

ADMINISTRATION

RECORDS

HISTORY

# SAINTS TIMELINE

2-0 start in team history...the Saints win seven straight games to open the season; **Dec. 16** - A 27-0 win over the L.A. Raiders broke a four-game losing streak, clinched a playoff spot and kept the Saints in the hunt for the NFC West title; **Dec. 22** - In Phoenix, the Saints beat the Cardinals, 27-3 and won their first NFC West title with an 11-5 record, posting the second most wins in club history to date...the defense allowed the fewest points (211) in the league and were second in yards allowed; **Dec. 29** - The Falcons came from behind to defeat New Orleans 27-20 at the Superdome in an NFC Wild Card playoff.

**1992** **Feb. 2** - Four Saints were chosen for the Pro Bowl...LBs **Vaughan Johnson**, **Sam Mills** and **Pat Swilling** were named starters, the most linebackers from a team in league history...special teams standout **Bennie Thompson** also made the trip to Honolulu; **Dec. 3** - A 22-14 win over the Atlanta Falcons finished a three-game, 11-day stretch which put the Saints in the playoffs for the third consecutive year; **Dec. 26** - The Saints clinched home-field advantage in the NFC Wild Card game with a 20-0 win over the New York Jets on the road...the Saints finished with a team-best 12-4 mark and led the NFL in least points allowed with a club-record 202...New Orleans also led the NFL in most sacks (57) and least sacks allowed (15), the first time since 1977 that a club led the league in both categories.

**1993** **Jan. 3** - With the Saints holding a 20-7 lead in the third quarter, the Philadelphia Eagles roared back with 26 fourth-quarter points to win the NFC Wild Card playoff, 36-20, over the Saints at the Superdome; **Feb. 7** - Six Saints - LBs **Rickey Jackson**, **Vaughan Johnson**, **Sam Mills** and **Pat Swilling**, K **Morten Andersen** and C **Joel Hilgenberg** - participated in the Pro Bowl, with four linebackers selected from the same team for the first time; **April 25** - **Swilling** was traded by the Saints to Detroit for their first- and fourth-round picks in the 1993 NFL Draft...The Saints picked T **William Roaf** with the eighth overall selection; **April 29** - At a press conference, Owner **Tom Benson** announces that President/General Manager **Jim Finks** has been diagnosed with cancer. **Finks** entered the hospital on April 26, after the NFL Draft; **May 19** - A sports bill calling in part for renovations to the Superdome and a new practice facility for the Saints passes state lawmakers in a vote in Baton Rouge; **July 14** - **Finks** resigned; **July 31** - The Saints beat Philadelphia, 28-16, in Tokyo, Japan in the third international exhibition game the Saints played; **Dec. 28** - LBs **Renaldo Turnbull**, **Rickey Jackson** and RS **Tyrone Hughes** were chosen to the Pro Bowl...**Hughes** was the fourth rookie in club history to receive the honor.

**1994** **Jan. 2** - Saints close season with a 20-13 win over Cincinnati to finish 8-8; **April 24** - The Saints chose Louisville DE **Joe Johnson** with their first pick in the NFL Draft; **May 8** - After battling lung cancer for over a year, former Saints President/GM **Jim Finks** passed away at his Metairie home at the age of 66; **Oct. 23** - The Saints beat the L.A. Rams, 37-34 at the Superdome as **Tyrone Hughes** returned two kickoffs for TDs on his way to setting or tying seven team and four NFL records.

**1995** **Jan. 26** - An early-morning fire caused severe damage at the club's Saints Drive practice facility...the two-alarm fire forced the team to move its operation out of the main building that was constructed in 1967; **Feb. 5** - DE **Wayne Martin**, who notched ten sacks, and T **William Roaf** participated in Pro Bowl as first-time selections, the first of seven straight for Roaf; **March 13** - The Superdome Commission approves the sale of \$14.5 million in bonds that will go toward the construction of a new practice facility for the Saints in Metairie; **June 8** - Groundbreaking ceremonies are held for the Saints' new practice facility on Airline Drive in Metairie; **July 29** - The late **Jim Finks**, who served as the Saints' president/general manager from 1986-93, was inducted into the Pro Football Hall of Fame. **Dec. 24** - The Saints close out the 1995 season with a 12-0 shutout win at the New York Jets.

**1996** **Feb. 4** - T **William Roaf** and CB **Eric Allen** participated in Pro Bowl; **April 15** - For the first time in club history, the entire Saints organization is housed under one roof with the move to the club's new facility at 5800 Airline Drive in Metairie; **June 6** - LB **Rickey Jackson** signed a one-day contract with the club and retired as a Saint; **Oct. 21** - After a 19-7 defeat to the Carolina Panthers a day earlier, Head Coach **Jim Mora**, the longest-tenured coach in all of professional sports at the time, resigned after 10 years with the club...**Mora**, who led the Saints to their first winning seasons and first playoff appearances, ended his stay with a short statement thanking Owner **Tom Benson** and the Saints fans for their support; **Oct. 23** - **Rick Venturi**, the Saints' linebackers coach, was named interim head coach, the 11th head coach in team history; **Dec. 12** - **Roaf** was named as a starter for the NFC in the Pro Bowl, his third consecutive appearance.



# SAINTS TIMELINE

**1997** Jan. 28 - **Bill Kuharich** was promoted to president/general manager/chief operating officer... **Mike Ditka** was named the 12th head coach in club history; **Oct. 19** - The Saints were shut out by the Carolina Panthers, 13-0, which snapped the club's 216-game scoring streak, the fifth-longest in NFL history and the second-longest active streak.

**1998** Feb. 1 - **T William Roaf** appeared in his fourth consecutive Pro Bowl for the Saints, who finished 6-10; **Dec. 19** - **Roaf** is selected to his fifth consecutive Pro Bowl along with DE **Joe Johnson**, who would appear in his first after recording seven sacks.

**1999** Jan. 21 - **Dick Stanfel**, who served as offensive line coach from 1997-98 and 1976-80 and head coach for the last four games of 1980, announced his retirement; **April 17** - The Saints acquired the fifth overall selection from Washington in exchange for the Saints' first- and third- through seventh-round draft choices in 1999 and New Orleans' first- and third-round picks in 2000...with the fifth overall pick, the Saints selected Texas RB **Ricky Williams**, the 1998 Heisman Trophy winner...it marks the first time in NFL history that a single player represented a team's entire draft class; **Dec. 7** - Owner **Tom Benson** released a statement that said, "I will take whatever steps necessary at the end of the regular season to make the New Orleans Saints a winning franchise."; **Dec. 23** - **T William Roaf** was named to his sixth consecutive Pro Bowl, tying him for the club record in appearances.

**2000** Jan. 2 - The Saints finish the 1999 season with a 3-13 overall record; **Jan. 27** - **Randy Mueller** was hired as general manager of football operations; **Feb. 3** - Former Saints Defensive Coordinator **Jim Haslett** was named as the 13th head coach in club history; **March 9** - Saints named Nicholls State University in Thibodaux, La., as their new summer training camp home; **Oct. 8** - After a 1-3 start, the Saints reeled off a six-game win streak, starting with a 31-10 win at Chicago; **Nov. 12** - Saints improve to 7-3 with their sixth straight win in a 20-10 victory at Carolina as RB **Ricky Williams** became the club's first 1,000-yard rusher since **Dalton Hilliard** in 1989...it also marked the first time the Saints swept the Panthers in the season series; **Nov. 26** - Saints defeat the defending Super Bowl Champion St. Louis Rams on the road, 31-24, for franchise's 200th all-time victory; **Dec. 10** - Saints set club record for road victories with a 7-1 mark after a 31-27 comeback win at the San Francisco 49ers...QB **Aaron Brooks** sets a team record for quarterbacks with 108 yards rushing on 11 carries...Saints also set NFL mark for best road record turnaround after an 0-8 record in 1999; **Dec. 18** - Saints clinched second NFC West title after Rams lost, 38-35 at Tampa Bay...the Saints were the seventh team since 1990 to go from last place to a division title the next season; **Dec. 24** - Saints wrapped up the regular season with a 10-6 mark...the defense set a club mark with 66 sacks, tied for the fifth-most in NFL history...DT **La'Roi Glover** captured the NFL sack title with a club record-tying 17 while DE **Darren Howard** had a club rookie record 11 sacks...WR **Joe Horn** set what were club marks for receptions (94) and receiving yards (1,340); **Dec. 28** - DE **Joe Johnson** selected AP NFL Comeback Player of the Year after he missed 1999 with a ruptured patellar tendon in his right knee; **Dec. 30** - Saints won in postseason for the first time, a 31-28 victory over the Rams in an NFC Wild Card Playoff game at the Superdome...WR **Willie Jackson** tied a NFL postseason mark with three TD catches and **Brooks** threw four TD passes...the win was clinched after FB **Brian Milne** recovered a fumbled fair catch by the Rams' **Az-Zahir Hakim** with 1:51 remaining.

**2001** Jan. 6 - Saints lost in the NFC Divisional Playoff at the Minnesota Vikings, 34-16 to end the club's storybook 2000 season...**Jim Haslett** was selected as the NFL Coach of the Year by the AP; **Feb. 4** - Six Saints participated in the Pro Bowl in Honolulu: DT **La'Roi Glover**, DE **Joe Johnson** and T **William Roaf**, who had a then club-record seventh appearance started, while WR **Joe Horn**, LB **Mark Fields** and LB **Keith Mitchell** were selected as reserves; **April 21** - Saints picked Mississippi RB **Deuce McAllister** with their first selection in the NFL Draft; **Sept. 30** - Saints played the first NFL game in the New York area after the attacks of Sept. 11 in a 21-13 loss at the Giants.

**2002** Feb. 9 - S **Sammy Knight** and DT **La'Roi Glover** started in the Pro Bowl; **March 8** - Saints traded RB **Ricky Williams** to the Miami Dolphins for a first-round selection in the 2002 draft and a conditional third-round selection in 2003 (upgraded to a first-round pick in 2003 based on Williams' performance); **May 13** - Saints promoted **Mickey Loomis** to general manager of football operations from director of football administration; **Sept. 22** - Saints charge back from 20-point deficit vs. Bears at Memorial Stadium in Champaign, Ill...QB **Aaron Brooks** tossed three TDs in the final three quarters, including a 29-yard

OWNER

FOOTBALL

ADMINISTRATION

RECORDS

HISTORY



# SAINTS TIMELINE

scoring toss to WR **Donte' Stallworth** with 1:11 left that proved to be the game-winner; **Sept. 29 - Stallworth** became the first rookie in 20 years to catch a TD in his first four NFL games; **Oct. 13 -** At Washington, WR **Michael Lewis** became the seventh player in NFL history – and the first in team record books – to return a punt and a kickoff for a touchdown in the same game in a 43-27 victory...his 286 return yards ranked as second-highest in Saints history; **Oct. 20 -** Saints improve to 6-1 with 35-27 win over San Francisco in the Superdome. In the win over the 49ers, **Brooks** passed for three touchdowns and ran for another...five of New Orleans' first six victories came over playoff teams from 2001; **Dec. 1 -** Saints defeat Tampa Bay, 23-20 in Superdome on Sunday Night Football, as they swept the eventual Super Bowl Champions in the first season of the NFC South; **Dec. 29 -** RB **Deuce McAllister** rushed for 117 yards on 28 carries in finale vs. Carolina, his eighth 100-yard performance of the season (second-most in club history to the nine RB **George Rogers** posted in 1981)...**Lewis** finished with an NFL-record 2,432 yards of combined kickoff and punt return yardage, 1,807 yards in kickoff returns and 625 yards in punt returns – both team records...Saints finish 9-7 in their first season in the NFC South.

**2003** Feb. 2 - Saints represented in Pro Bowl by WR **Joe Horn**, RB **Deuce McAllister**, KR/PR **Michael Lewis** and special teams ace **Fred McAfee**; **July 26 -** Saints hold training camp at their practice facility in Metairie for the first time; **Sept. 28 - McAllister** rushes for 101 yards on 17 carries vs. the Indianapolis Colts, beginning a franchise-record streak of nine straight 100-yard performances; **Nov. 2 -** Saints win third straight over defending Super Bowl Champion Buccaneers at Tampa Bay, 17-14...in the game, **McAllister** sets a team record with his sixth straight 100-yard game, and DE **Willie Whitehead** finished with three sacks; **Nov. 16 -** A 23-20 overtime win over the Atlanta Falcons gives the Saints their 100th victory in the Superdome...**McAllister** sets a team record with 237 yards from scrimmage, including 173 rushing; **Nov. 30 - McAllister** rushes for 165 yards on 31 carries in a 24-20 victory at Washington, his ninth straight 100-yard game...the streak tied former Chicago RB Walter Payton and Jacksonville RB Fred Taylor for the third-longest in NFL history...he would be held below the milestone the following week vs. Tampa Bay; **Dec. 14 -** QB **Aaron Brooks** tossed a career-high five TDs, including a club-record four caught by WR **Joe Horn**, in a 45-7 victory over the New York Giants in a nationally-televised game on ESPN; **Dec. 21 -** In one of the most memorable final plays from scrimmage in NFL history, the Saints pulled off a 75-yard, three-lateral touchdown as time expired to cut Jacksonville's lead to one point...WR **Jerome Pathon** capped the play with a leap into the end zone, but the PAT attempt by K **John Carney** sailed wide right, giving the Jaguars a 20-19 win; **Dec. 28 - McAllister** has 49 yards in the season-ending victory over Dallas, becoming only the second player in club history to go over 1,600 rushing yards in a season.

**2004** Feb. 8 - Saints represented in the Pro Bowl by G **LeCharles Bentley** and RB **Deuce McAllister**; **April 24 -** Saints select Ohio State DE **Will Smith** 18th overall in NFL Draft; **Nov. 14 - McAllister** rushes for 127 yards on 16 attempts in 27-20 victory vs. Kansas City...his second-quarter touchdown was his fourth straight game with a TD, the longest streak of his career; **Dec. 12 -** P **Mitch Berger** wins NFC Special Teams Player of the Week after dropping four punts inside-the-20 in win at Dallas, part of a five-punt, 230-yard performance; **Dec. 19 -** RB **Aaron Stecker** returns opening kickoff 98 yards against his former team, Tampa Bay...**Stecker** wins NFC Special Teams Player of the Week; **Dec. 26 -** **Horn** and **Berger** selected to the Pro Bowl; **Dec. 26 -** WR **Michael Lewis** returned a kickoff 96 yards for a touchdown vs. Atlanta, giving the Saints a comfortable lead in the 26-13 victory...for his efforts, **Lewis** is named NFC Special Teams Player of the Week.

**2005** Jan. 2 - Saints close 2004 season as one of the NFL's hottest teams, notching their fourth straight victory with a 21-18 win at Carolina to finish 8-8...a potential game-tying field goal was blocked by DE **Tony Bryant** with four seconds left...**Bryant** became the fifth Saint to win the NFC Special Teams Player of the Week award on the season, and the fourth straight...also, RB **Deuce McAllister** rushed for 140 yards, giving him 1,074 on the season...he became the first running back in club history to reach the 1,000-yard milestone in three straight years; **Aug. 28 -** In anticipation of Hurricane Katrina making landfall on the Gulf Coast, the team and operations staff flew to San Jose, Calif. three days early for the final preseason game at Oakland...the team set up operations in a hotel and practiced at San Jose State University in preparation for the preseason finale; **Sept. 1 -** Following a 13-6 loss to the Raiders, players, coaches and football operations staff flew to San Antonio, Texas, where the club would be forced to conduct their day-to-day business for the 2005 season...the team is soon joined by the club's entire staff; **Sept 8 -** Owner **Tom Benson** announced the start of the New Orleans Saints Hurricane Katrina Relief Fund to provide aid and assistance to the people of the entire Gulf South...the fund raised approximately \$1 million to benefit local causes; **Sept. 11 -**

# SAINTS TIMELINE

A 47-yard FG by K **John Carney** with three seconds left lifted the Saints to a 23-20 win at Carolina...the Saints organization gave game balls to the City of New Orleans and to the Gulf Coast...the presentation capped an emotional trip which began with the reading of a letter to the team from New Orleans Mayor Ray Nagin the night before the contest, a standing pregame ovation from the crowd of 72,920 and culminated by Carney's winning kick...the next week, QB **Aaron Brooks** and **Carney** were featured on the cover of *Sports Illustrated*...**Carney**, who successfully connected on all three of his field goal attempts, was named NFC Special Teams Player of the Week...this marked the fifth consecutive week a Saints player received the honor dating to the last four games of 2005, an NFL record...DE **Will Smith** also became the first Saint to force a fumble in five straight games; **Sept. 19** - New Orleans falls to the New York Giants, 27-10, in a scheduled home game that was moved to Giants Stadium...this would be the first of three stadiums where the Saints would play a home game in 2005...**McAllister** became the club's all-time rushing leader; **Sept. 25** - The Saints defeat Buffalo, 19-7, before 58,688 fans at the Alamodome in San Antonio, Texas, the team's first regular season home game in the location where they practiced; **Oct. 30** - The Saints fall to Miami, 21-6, before 61,643 at Tiger Stadium, a game which marked the team's return to Louisiana...it was the first regular-season NFL contest played at LSU; **Dec. 7** - The training staff honored the efforts of the coaches, players and staff in the wake of Hurricane Katrina by selecting the organization as the recipient of the 2005 Ed Block Courage Award; **Dec. 22** - C **LeCharles Bentley** selected to Pro Bowl; **Dec. 30** - **Benson** announces team will return to Louisiana and their Metairie facility in mid-January.

**2006** **Jan. 17** - The Saints reopened their administrative offices and practice facility in Metairie; **Jan. 18** - **Sean Payton** named as the 14th head coach in club history; **Feb. 5** - The NFL announces Saints will return to the Superdome for their first regular-season home game at the stadium since 2004...it's later announced they'd host the Atlanta Falcons Sept. 25; **March 14** - The Saints agreed to terms with former Chargers QB **Drew Brees** to a five-year contract, the most notable and successful free-agent acquisition in team history...Saints equipment staff selected as Whitey Zimmerman Memorial Award winner for 2005 in a vote by their peers; **April 29** - Saints pick RB **Reggie Bush** second overall in the NFL Draft; **July 27** - Saints open their 2006 training camp at Millsaps College in Jackson, Miss; **Sept. 10** - Saints kick off their 40th regular season and first under **Payton** at Cleveland with a 19-14 victory; **Sept. 25** - In the first contest at the stadium since it was used as a shelter of last resort during Hurricane Katrina, the Saints christened the refurbished Superdome with a 23-3 victory on Monday Night Football...U2 and Green Day performed before the game; **Oct. 15** - The Saints jumped out of the gate with a 5-1 start following a 27-24 win over Philadelphia at the Superdome where K **John Carney** drilled a 31-yard field goal as time expired; **Nov. 19** - **Brees** threw for a club-record 510 yards in a 31-16 loss to Cincinnati at the Superdome; **Dec. 3** - **Bush** tied a team record with four touchdowns (three rushing and one receiving) in a 34-10 win over San Francisco; **Dec. 10** - On the national stage of Sunday Night Football, the Saints improved to 9-4 with a 42-17 win at Dallas. **Brees** threw five TDs; **Dec. 17** - Despite a 16-10 loss to Washington, the Saints clinch their first NFC South title with losses by Atlanta and Carolina. **Dec. 19** - **Brees**, T **Jammal Brown** and DE **Will Smith** are selected to the Pro Bowl as starters...the Saints' coaches would join the threesome as the staff for the NFC squad following the season.

**2007** **Jan. 13** - The Saints defeated Philadelphia, 27-24, in the NFC Divisional Playoffs at the Superdome...RB **Deuce McAllister** rushed for 143 yards and a TD and added a TD reception in the second postseason win in club history; **Jan. 21** - In the team's first appearance in the NFC Championship Game, the Saints were defeated at Chicago, 39-14...the Saints sliced the Bears' lead to 16-14 in the second half and trailed by four early in the fourth quarter, but a handful of turnovers and miscues proved to be too much to overcome; **Feb. 2** - After the most memorable year in club history to date, QB **Drew Brees** is voted co-recipient of the NFL Walter Payton Man of the Year Award...it was one of a slew of awards won by Saints personnel following the 2006 season, including **Sean Payton** as a unanimous choice as NFL Coach of the Year and Executive VP/GM **Mickey Loomis** as NFL Executive of the Year by *The Sporting News* and *Pro Football Weekly/PFWA*; **Nov. 4** - **Brees** set a team record with 346 passing yards in the first half of a 41-24 win over Jacksonville and his 445-yard total for the game was then the second-most by a Saints passer; **Dec. 30** - Rookie RB **Pierre Thomas** became the first player in Saints history and just the second rookie in NFL history to pick up 100 yards rushing and receiving in the same game, carrying the ball 20 times for 105 yards and catching 12 passes for 121 yards and a touchdown in his first career start at Chicago against the Bears. **Brees** also broke a number of single-season franchise records, including passing yards, attempts, completions, completion percentage and touchdown passes, and also tied the team record of 60 pass attempts in a game...New Orleans could not overcome a 0-4 start, despite fighting their way back to .500 twice and finished 7-9, out of the playoffs.

OWNER

FOOTBALL

ADMINISTRATION

RECORDS

HISTORY

# SAINTS TIMELINE

OWNER

FOOTBALL

ADMINISTRATION

RECORDS

HISTORY

**2008** Feb. 29 - Saints acquired LB **Jonathan Vilma** from the New York Jets for a 2008 fourth-round draft choice and a 2009 conditional choice that would turn out to be a third-round pick; Aug. 31 - With Hurricane Gustav bearing down on New Orleans, the Saints evacuated their football operation to Indianapolis where they would practice for the full week leading up to the opener; Sept. 7 - Saints return to New Orleans and opened season with a 24-20 victory over Tampa Bay; Oct. 2 - QB **Drew Brees** named NFC Offensive Player of the Month for September after throwing for 1,343 yards and eight touchdowns in the team's first four games; Oct. 6 - RB **Reggie Bush** tied an NFL record by returning two punts for touchdowns on Monday Night Football against the Minnesota Vikings, earning NFC Special Teams Player of the Week honors; Oct. 26 - Playing in their first regular-season game outside the United States, the Saints defeated San Diego 37-32 at London's Wembley Stadium...**Brees** was named NFC Offensive Player of the Week after throwing for 339 yards and three touchdowns; Dec. 21 - RB **Pierre Thomas** tied a team-record by scoring a touchdown in his sixth consecutive game; Dec. 28 - **Brees** finished the season with 5,069 passing yards, what were then the second-most in a season in NFL history, trailing only Dan Marino's 5,084 in 1984...he also set new team records with 34 touchdowns and 10 games with 300 or more passing yards.

**2009** Jan. 6 - QB **Drew Brees** named *Associated Press* Offensive Player of the Year; Feb. 8 - **Brees** and T **Jammal Brown** play for the NFC in the Pro Bowl; March 30 - Saints announced the team's training camp would be held at their home practice facility in Metairie, La.; April 25 - Saints used the 14th overall pick in the 2009 NFL Draft to select Ohio State CB **Malcolm Jenkins**; April 30 - Owner **Tom Benson** and Louisiana Gov. **Bobby Jindal** announced a lease extension that will keep the Saints in New Orleans through 2025 and provide \$85 million to upgrade the Superdome...**Benson** also announced that he will purchase the Dominion Tower and develop a festival plaza outside the stadium; May 19 - The NFL announced that New Orleans will host Super Bowl XLVII following the 2012 season; June 19 - **Dennis Lauscha** promoted to executive vice president/CFO; Sept. 13 - Saints opened their season with a 45-27 victory over the Detroit Lions, their most points ever on kickoff weekend...**Brees** tied a club record with six TD passes and was named NFC Offensive Player of the Week; Oct. 1 - **Brees** named NFC Offensive Player of the Month for September after leading Saints to 3-0 record and throwing for 1,276 yards and nine TDs; Oct. 25 - Saints improved to 6-0 with a 46-34 win at Miami, where they rebounded from a 24-3 deficit, tying their biggest comeback in franchise history...K **John Carney** became the fourth player in NFL history to reach 2,000 career points; Nov. 8 - With their 30-20 win over Carolina, the 8-0 Saints now had the best start in team history; Nov. 30 - In a 38-17 Monday night win over New England, where the Saints averaged a club record 9.6 yards per play, **Brees** completed 18-of-23 passes for 371 yards with five touchdowns...his career-high passer rating of 158.3 was only the second perfect rating in club history...**Brees** was named NFC Offensive Player of the Week; Dec. 19 - After falling 24-17 to Dallas, New Orleans finally had a blemish on its record after a club-record 13 straight victories...**Brees** threw his 121st touchdown pass as a Saint, making him the franchise's all-time record holder and also became only the second NFL quarterback to throw for 4,000 yards in four consecutive seasons; Dec. 27 - Vs. Tampa Bay, **Brees** completed a club-record 19 straight passes; Dec. 29 - Seven Saints were named to the Pro Bowl.

**2010** Jan. 16 - Saints defeated Arizona, 45-14, in the NFC Divisional playoff at Superdome...RB **Reggie Bush** scored TDs on a 46-yard run and an 83-yard punt return; Jan. 24 - Saints defeat Minnesota, 31-28, in an overtime thriller in the NFC Championship at the Superdome, advancing to the Super Bowl for the first time; Feb. 6 - LB **Rickey Jackson** voted to the Pro Football Hall of Fame, becoming the first former Saint to have spent the majority of his career with New Orleans to be elected; Feb. 7 - Saints defeat the Indianapolis Colts, 31-17 in Super Bowl XLIV in Miami Gardens, Fla...the Saints overcame an early ten-point deficit as **Brees** was named the game's MVP as he completed 32-of-39 passes for 288 yards with two touchdown passes and a 114.5 rating, tying the NFL record for completions in a Super Bowl; June 16 - The entire Saints organization were presented with their Super Bowl XLIV Championship rings at a ceremony at the Roosevelt Hotel in New Orleans; Sept. 9 - After their Super Bowl XLIV Championship banner was unveiled at home, the Saints defeated the Minnesota Vikings as he completed 32-of-39 passes for 288 yards with two touchdown passes and a 114.5 rating, tying the NFL record for completions in a Super Bowl; Dec. 5 - In the second quarter of a come-from-behind 34-30 win at Cincinnati, **Brees** became the club's all-time passing yardage leader. Dec. 27 - In a 17-14 Monday night win at Atlanta, New Orleans clinched a playoff berth for the first time in back-to-back seasons since 1991 and 1992.

**2011** Jan 8 - Seattle came back from 10-0 and 17-7 first half deficits to defeat New Orleans, 41-36 at Qwest Field in an NFC Wild Card playoff game; Jan. 30 - Five Saints were chosen for the NFC squad for the Pro Bowl...G **Jahri Evans** was named as a starter for the second consecutive season...

# SAINTS TIMELINE

QB **Drew Brees**, S **Roman Harper**, G **Carl Nicks** and LB **Jonathan Vilma** also made the trip to Honolulu; **Apr. 28** - Saints used the 24th overall pick in the NFL Draft to select California DE **Cameron Jordan** and then acquired the 28th pick from the New England Patriots and selected Alabama RB and 2009 Heisman Trophy winner **Mark Ingram II**; **Sept. 18** - After losing the NFL kickoff contest at Green Bay, 42-34, the Saints evened their record and won their home opener for the fourth straight season as they defeated Chicago, 30-13, with QB **Drew Brees** throwing three TDs and running for another and S **Roman Harper** adding two sacks; **Oct. 23** - In a 62-7 primetime, nationally televised victory over Indianapolis in the Superdome, the Saints' point total set a new club record and was tied for the highest total since the 1970 AFL-NFL merger...in addition to the club scoring record, they also set team marks for margin of victory (55), first downs (36) and PATs (8). **Brees** completed 31-of-35 passes for 325 yards with five TD throws and a 144.9 rating; **Nov. 6** - New Orleans' 27-16 win over Tampa Bay marked the start of an eight-game win streak to end the regular season; **Nov. 28** - The Saints defeated the eventual Super Bowl Champion New York Giants 49-24 in the Superdome on Monday Night Football, in a contest where **Brees** completed 24-of-38 passes for 363 yards with four touchdowns, one rushing score and a 129.6 rating, becoming the first quarterback in team history with four passing touchdowns and one rushing touchdown in a game; **Dec. 18** - With a 42-20 win at Minnesota, behind 412 yards passing and five TD passes from **Brees**, who set an NFL single-season record with his 11th 300-yard passing game of 2011, New Orleans reached 11 wins for the third straight season for the first time; **Dec. 26** - **Brees** breaks Dan Marino's 27-year old single-season passing record of 5,084 yards when he connects on a nine-yard TD to **Sproules**; **Dec. 27** - **Brees**, T **Jermion Bushrod**, **Evans**, TE **Jimmy Graham** and **Nicks** were named to the Pro Bowl...**Graham** was selected, on the strength of a sophomore season where he set a team receiving record with 99 receptions for 1,310 yards, the second-highest yardage total for a tight end in NFL history, and 11 touchdowns...**Evans** and **Nicks** were selected as starters.

**2012** **Jan. 1** - With a 45-17 win over Carolina in the regular season finale, the Saints improve to 13-3, tying their regular season record for wins and capturing the NFC South title, qualifying for the playoffs for the third season in a row, also tying a team mark...New Orleans accumulated what was a team single-game record 617 total net yards to run their season total to 7,474, surpassing the NFL single-season mark of 7,075 previously held by the 2000 St. Louis Rams...RB **Darren Sproules** sets the league all-purpose yardage total with 2,696 yards...QB **Drew Brees** ended his record-setting December/January by capturing NFC Offensive Player of the Month, as he finished with a then-NFL-record 5,476 passing yards and 71.2% completion percentage; **Jan. 7** - Saints defeat Detroit 45-28 in NFC Wild Card playoff, as **Brees** completes 33-of-43 passes for 466 yards with three TDs, the second-highest single-game passing yardage total in NFL postseason history; **Feb 4** - T **William Roaf**, who played with New Orleans from 1993-2001 and was selected to the Pro Bowl seven times with the club, was voted to the Pro Football Hall of Fame...on the same evening, **Brees** was named the Associated Press NFL Offensive Player of the Year; **May 18** - Owner **Tom Benson** and RB **Deuce McAllister** are elected to the Saints Hall of Fame; **May 20** - **Dennis Lauscha** was promoted to team president; **June 15** - **Benson** completes the purchase of the New Orleans Hornets after having been approved by the National Basketball Association's Board of Governors; **July 13** - Club agrees to terms with **Brees** on a five-year contract. **Oct. 7** - **Brees** sets the NFL record on a first quarter 40-yard scoring throw to WR **Devery Henderson** with his 48th consecutive game with a touchdown pass, breaking a mark previously held by Johnny Unitas since 1960...the 31-24 win also marks the franchise's 300th regular season victory; **Nov. 25** - WR **Marques Colston** became the club's all-time recordholder with his 56th touchdown vs. San Francisco...**Colston** ended the season with 532 receptions, tied for the club's all-time lead with WR **Eric Martin**; **Nov. 29** - **Brees'** streak of consecutive games with a touchdown pass will end at an NFL-record 54 after failing to throw one at Atlanta.

**2013** **Jan. 27** - QB **Drew Brees**, T **Jermion Bushrod**, G **Jahri Evans** and P **Thomas Morstead** represent the Saints in the Pro Bowl; **Oct. 6** - The Saints win at Chicago, 26-18 to improve to 5-0...TE **Jimmy Graham** has his fourth consecutive game with 100 yards receiving for the second time in his career, tying the NFL record for tight ends with consecutive 100-yard games; **Nov. 10** - Saints improve to 7-2 with a 49-17 win over Dallas in prime-time at the Mercedes-Benz Superdome as the club sets an NFL record with 40 first downs and had a team-record 625 total net yards...**Brees** completes 34-of-41 passes for 392 yards with four touchdowns as he captures NFC Offensive Player of the Week honors...LB **Rickey Jackson**, QB **Archie Manning** and T **William Roaf** inducted into the club's newly established Ring of Honor; **Dec. 8** - **Brees** becomes only the fifth player in NFL history at the time to reach 50,000 yards passing as he throws for 313 yards and four touchdowns in helping the Saints defeat the Carolina Panthers in a primetime 31-13 win at the Mercedes-Benz Superdome; **Dec. 27** - **Brees**, G **Jahri Evans**, **Graham**, G **Ben Grubbs** and DE **Cameron Jordan** were named to the Pro Bowl... **Brees** was selected for the seventh time as a Saint, tying him for first place in club record books with **Roaf**; **Dec. 29** - With a 42-17 win over Tampa Bay in the regular

OWNER

FOOTBALL

ADMINISTRATION

RECORDS

HISTORY



## SAINTS TIMELINE

season finale, the Saints rebound from a disappointing 7-9 2012 season, improve to 11-5, qualifying for the playoffs for the fourth time in five seasons...**Brees** captured NFC Offensive Player of the Week for the fourth time of the season as he completed 24-of-31 passes for 381 yards and four touchdowns, one of which went to **Graham**, who finished with a franchise-record 16 touchdown grabs, the second-highest scoring grab total all-time in NFL record books for a tight end.

**2014** Jan. 4 - Saints defeat Philadelphia 26-24 in NFC Wild Card playoff, as K **Shayne Graham** booted the 32-yard game-winning field goal as time expired to give New Orleans their first road playoff win in franchise history; Nov. 30 - QB **Drew Brees** tosses for five touchdowns to earn NFC Offensive Player of the Week honors and RB **Mark Ingram II** rushes for 122 yards as the Saints defeat the Steelers at Heinz Field 35-32, New Orleans' first win in Pittsburgh since 1987; Dec. 23 - G **Jahri Evans** and TE **Jimmy Graham** were selected to the Pro Bowl with **Brees** and **Ingram** later added as replacements. It was the franchise-record eighth selection for **Brees** as a Saint, ninth overall, who finished tied (4,952) for the league lead in passing yardage.

**2015** June 15 - Former Saints S **Steve Gleason** selected as the *PFWA's* 2015 George Halas Award winner; Oct. 4 - In **Brees'** return to the lineup after missing his first game as a professional due to injury (shoulder), he completes 33-of-41 passes for 359 yards and two touchdowns, leading the Saints to a 26-20 overtime victory over the Dallas Cowboys...the win comes on the second play from scrimmage, an 80-yard touchdown throw to RB **C.J. Spiller**, and also marked the first overtime touchdown pass of **Brees'** career; Nov. 1 - **Brees** completes 39-of-50 passes for 505 yards, a 131.7 rating and an NFL-record-tying seven touchdown passes as the Saints defeat the New York Giants 52-49...**Brees** becomes only the second player to pass for 500 yards and seven touchdowns in a single game, on his way to being named the NFC Offensive Player of the Week...With eight receptions for 114 yards and one TD, WR **Marques Colston** ties WR **Joe Horn** in club record books with his 28th 100-yard receiving game.

**2016** Jan. 3 - New Orleans wins its season finale in Atlanta 20-17...the win marked QB **Drew Brees'** 100th career victory (regular season and postseason combined) as the Saints' starting quarterback; The Saints rebounded from an 0-4 start to finish 7-9; Jan. 31 - DE **Cameron Jordan** represents the Saints in the Pro Bowl; Sept. 11 - In the opener against Oakland, **Brees** finds WR **Brandin Cooks** for a 98-yard touchdown, the longest pass play of his career and the longest play from scrimmage in team history. Sept. 18 - **Brees** records his sixth-consecutive game without an interception, matching a franchise record; Sept. 26 - **Brees** reaches a career-best 305 passing attempts without an interception, becoming just the fourth quarterback in NFL record books with a streak of 300 or more pass attempts without an interception, joining Tom Brady (358), Alex Smith (312) and Bernie Kosar (308); Oct. 2 - At San Diego, Head Coach **Sean Payton** captures his 94th victory, surpassing Jim Mora (93 victories from 1986-96) for the most wins by a head coach in team history; Oct. 16 - **Brees** throws for 465 passing yards against Carolina, the third-highest total in franchise history and sets a new NFL record with his 15th-career 400-yard passing game, breaking a tie with Peyton Manning; Oct. 23 - At Kansas City, **Brees** completes 37-of-48 passes for 367 yards and three touchdowns...it was his NFL-record 100th game with at least 300 yards passing. New Orleans also scores in their 14th-consecutive quarter, setting a new franchise record for scoring in consecutive quarters; Dec. 18 - In a win at Arizona, **Brees** completes 37-of-48 passes for 389 yards, three touchdowns and a 127.9 passer rating, collecting his 100th regular season victory as Saints signal-caller; Dec. 24 - Win against Tampa Bay marked head coach **Sean Payton's** 94th-career regular season victory, breaking a tie with Jim Mora for most regular season wins in franchise history...It was also his 100th-career victory including both the regular season and the postseason.

**2017** Jan. 1 - In season finale at Atlanta, QB **Drew Brees** surpassed the 5,000 yards passing mark for the fifth time in his NFL career...he would finish the season with 5,208 passing yards, the second-highest total in his NFL career and the fourth-highest total in NFL record books...in the contest, rookie WR **Michael Thomas** would set several rookie franchise marks, finishing with 156 yards on 10 catches (15.6 avg.) and a 14-yard scoring grab. Thomas finished the season with 92 catches for 1,137 yards with nine touchdowns, setting club single-season rookie records in all three receiving categories; Jan. 23 - **Brees** was named to his franchise-record ninth Pro Bowl as a Saint, tenth overall; April 28 - With the 11th overall pick in the NFL draft, the Saints selected Ohio State CB **Marshall Lattimore** and with the 32nd pick, they chose Wisconsin T **Ryan Ramsey**...Lattimore, the highest cornerback ever taken by Orleans lived up to his billing



# SAINTS TIMELINE

as he became the first Saint to capture *Associated Press* Defensive Rookie of the Year honors, while Ramczyk played in every offensive snap. **April 29** - In a trade for a third round draft pick with San Francisco, with the 67th overall pick in the NFL Draft, New Orleans selected Tennessee RB **Alvin Kamara**...Kamara would go on to be selected as *Associated Press* Offensive Rookie of the Year as he had a club best 1,554 total yards from scrimmage and 14 touchdowns, a club rookie record. **Oct. 1** - New Orleans records the 14th shutout in team history, the first since 2012 and the first on the road since the 1995 season finale with a 20-0 dismantling of Miami at London's Wembley Stadium. **Oct. 29** - New Orleans wins their fifth consecutive contest, as they finish the month of October undefeated (4-0) with a 20-12 win over Chicago at the Mercedes-Benz Superdome...the New Orleans defense does not surrender a touchdown until the fourth quarter and Lattimore records a pick with 1:11 left in the contest to clinch the victory. **Nov. 5** - Head Coach **Sean Payton** got his 100th career regular season win in New Orleans' 30-10 win over Tampa Bay at the Mercedes-Benz Superdome. **Dec. 3** - On the way to a 31-21 victory over Carolina at the Mercedes-Benz Superdome that would give the 9-3 Saints sole possession of first place in the NFC South, **Kamara** became the fourth Saint to score at least one touchdown in six consecutive contests and the club's first rookie in a two-rushing score effort and **Brees** surpassed Peyton Manning and moved into second place all-time in NFL record books in completions. **Dec. 24** - With a 23-13 win over Atlanta on Christmas Eve, New Orleans clinches their first playoff berth since 2013 in a contest where **Brees** became only the third quarterback in NFL history with 70,000 career passing yards. **Dec. 31** - Despite a 31-24 loss to Tampa Bay at Raymond James Stadium, New Orleans clinches their first NFC South division title since 2011...New Orleans and the rival Carolina Panthers finished the regular season with identical 11-5 records, but the Saints claim the NFL South by virtue of a regular season sweep of the Panthers...with six receptions in the contest, WR **Michael Thomas** would finish the season with 104 catches, as the first Saint to reach the century mark and **Kamara**, who had a 106-yard kickoff return for a touchdown, the longest play in franchise history, set the club rookie record for touchdowns (14)...the Saints finished the season as the only club in the NFL ranked in the top five in run offense and pass offense.

**2018** **Jan. 7** - New Orleans would defeat the Panthers 31-26 in the NFC Wild Card Playoff as they would have three wins against an opponent in the same season for the first time in franchise history. **Jan. 28** - The Saints coaching staff, led by **Sean Payton** and seven Saints players, tied for the most in club history, represent the club for the NFC squad in the Pro Bowl played in Orlando, Fla...New Orleans was represented by QB **Drew Brees**, RB **Mark Ingram II**, DE **Cameron Jordan**, RB **Alvin Kamara**, CB **Marshon Lattimore**, WR **Michael Thomas** and G **Larry Warford**. **Feb. 3** - At the annual NFL Honors ceremony in Minneapolis, **Kamara** and **Lattimore** were selected as the NFL Offensive and Defensive rookies of the year, the first time teammates have swept the awards since Lions RB Mel Farr and CB Lem Barney did so in 1967...Kamara led the team in touchdowns with a franchise rookie record 14 and totaled a club-best 1,554 total yards from scrimmage as he joined Pro Football Hall of Famer Gale Sayers as the second rookie in league history to score five rushing touchdowns, five receiving touchdowns and a special teams touchdown...Lattimore led the team and NFL rookies with five interceptions, including one returned for a touchdown. **Mar. 12** - One of the most popular players in team history, T **Zach Strief** retires after a 12-year career...a seventh-round selection (210th overall) in the 2006 draft, Strief ends his career having played in 158 career regular season games and 10 playoff games, 11th-most in club history and 10 playoff games (tied for second in team history). **Mar. 14** - The Saints agreed to terms on a three-year contract with unrestricted free agent LB **Demario Davis**...Davis emerged as a leader on the defense, selected a team captain and led the club with 110 tackles and added five sacks. **Mar. 15** - Owner **Tom Benson** passes away at age 90...a dynamic business leader and entrepreneur, the New Orleans native helped mold the Saints into a model franchise and one respected league-wide...since being purchased by Benson in 1985, the Saints franchise has earned 14 playoff berths, ten playoff wins, and captured its first Super Bowl championship; **April 26** - With the 14th overall pick in the 2018 NFL Draft, the saints select Texas-San Antonio DE **Marcus Davenport**; **Sept. 16** - Saints win 350th regular season game in franchise history with a 21-18 victory over Cleveland at the Mercedes-Benz Superdome; **Sept. 30** - **Kamara** carried the ball 19 times for a career-high 134 yards with a career-high three touchdowns to lead New Orleans to a 33-18 win at the New York Giants at MetLife Stadium...**Davis** is named NFC Defensive Player of the Week for an effort where he had 11 tackles and two sacks; **Oct. 8** - With a 62-yard touchdown pass to rookie WR **TreQuan Smith**, **Brees** became the NFL's all-time passing yardage leader in a 43-19 Monday Night Football win over Washington; **Oct. 21** - New Orleans rebounded from a 17-7 fourth quarter deficit to defeat the Baltimore Ravens 24-23 at M&T Stadium in Baltimore...**Brees** connected with TE **Benjamin Watson** in the second quarter on a one-yard touchdown, the signal-caller's 500th career scoring pass; **Nov. 4** - **Brees** tossed for 346 yards and four touchdowns, including a connection with **Thomas** on a fourth quarter 72-yard TD to lead the Saints to a 45-35 win over the previously undefeated Los Angeles Rams at the Mercedes-Benz Superdome...**Thomas** had 12 receptions for a club record 211 yards; **Dec. 18** - Five Saints, T **Terron Armstead**, **Brees**, **Jordan**, **Thomas** and C **Max Unger** were selected

OWNER

FOOTBALL

ADMINISTRATION

RECORDS

HISTORY

## SAINTS TIMELINE

to the Pro Bowl...**Kamara**, **G Andrus Peat** and **Warford** were later named, giving New Orleans a franchise-record eight selections; **Dec. 23** - New Orleans ties franchise regular season record with 13 wins when they defeat Pittsburgh 31-28 in the Mercedes-Benz Superdome when **Davis** recovers a fumble at the New Orleans 42-yard line with 32 seconds remaining. New Orleans wins back-to-back division titles for the first time in franchise history...Sitting out the regular season finale, **Brees** would finish the season surpassing his prior NFL record for completion percentage (74.4%).

**2019** Jan. 4 - Five Saints, T **Terron Armstead**, QB **Drew Brees**, DE **Cameron Jordan**, T **Ryan Ramczyk** and WR **Michael Thomas** were selected as *Associated Press* All-Pro; Jan. 13 - The Saints defeated Philadelphia 20-14, in the NFC Divisional Playoffs at the Mercedes-Benz Superdome... WR **Michael Thomas** had 12 receptions for a postseason club record 171 yards and a TD, as CB **Marshon Lattimore** had two interceptions for an effort where the Saints shutout the Eagles for the final three quarters; Sept. 9 - QB **Drew Brees** leads Saints on a 37-second fourth quarter game-winning drive and K **Wil Lutz** drilled a career-long 58-yard field goal as time expired to lead the Saints to a 30-28 season-opening win over Houston on Monday Night Football at the Mercedes-Benz Superdome; Sept. 22 - Filling in for an injured Brees, QB **Teddy Bridgewater** led the Saints to a 33-27 win at Seattle, completing 19-of-27 passes for 177 yards with two touchdowns, zero interceptions and a 112.7 passer rating. With a 53-yard punt return for a touchdown by WR/RS **Deonte Harris** and a fumble return for a touchdown by S **Vonn Bell**, New Orleans scored an offensive, defensive and special teams touchdown in the same game for only the third time in franchise history; Oct. 6 - DE **Will Smith** is inducted into the club's Ring of Honor posthumously; Oct. 27 - Brees returned to action after missing five games to right thumb surgery and completed 34-of-43 passes for 373 yards with three touchdowns and a 116.4 rating in a 31-9 win over Arizona, where the Saints didn't surrender a touchdown; Dec. 16 - With a third quarter, five-yard touchdown pass to TE **Josh Hill**, Brees became the NFL's all-time scoring pass leader at the time, with his 541st, surpassing Peyton Manning in a 34-7 win on Monday Night Football over Indianapolis. Dec. 22 - WR **Michael Thomas** finished a 38-28 win at Tennessee as the NFL's single-season receptions leader, finishing the contest with 145 total grabs, which would be extended to 149 in the season ending contest; Dec. 29 - In the regular season-ending 42-10 win at Carolina, New Orleans would finish with 13 wins for the fourth time in franchise history and the first time in back-to-back seasons.

**2020** Jan. 3 - A club-record six Saints were named to the *Associated Press* All-Pro team. LB **Demario Davis**, PR **Deonte Harris**, WR **Michael Thomas** and T **Ryan Ramczyk** were first-team selections, while special teamer **J.T. Gray** and DE **Cameron Jordan** were second-team. Jan. 16 - With RB **Alvin Kamara** added to the Pro Bowl squad, New Orleans would have a franchise-record 11 players named to the league's all-star game; Feb. 1 - Thomas won AP NFL Offensive Player of the Year. March 16 - In the wake of the COVID-19 pandemic, Owner **Gayle Benson** established the Gayle Benson Community Assistance Fund with a \$1 million personal donation, partnering with the Greater New Orleans Foundation to help with contributions and distributions. The beneficiaries of this fund have been nonprofits working to support those in the service and hospitality industry, among other nonprofit groups; April 24 - Saints used the 24th overall pick in the NFL draft to select Michigan G/C **Cesar Ruiz**; Oct. 4 - Saints capture first road victory of the season with a 35-29 win at Detroit, as New Orleans rushed for 164 yards and **Kamara** tied the franchise record by scoring a touchdown in six consecutive games; Oct. 25 - Saints defeat Carolina 27-24, as they play in front of 3,000 fans, their first performance in front of a paid crowd in 2020; Nov. 15 - QB **Drew Brees** suffers rib and collapsed lung injuries in New Orleans' 27-13 win over San Francisco that would sideline him the next four games. Dec. 21 - Five Saints were Pro Bowl selections; T **Terron Armstead**, **Jordan**, **Kamara**, CB **Marshon Lattimore** and G **Andrus Peat**. Dec. 25 - Saints make their Christmas debut with a 52-33 win over Minnesota that clinches their fourth straight NFC South title. **Kamara** tied an NFL record with six rushing touchdowns and six total touchdowns, the hallmark of a 22-carry, 155-yard performance where he set a career-best in rushing yards as well.

**2021** Jan. 10 - In an NFC Wild Card Playoff, the Saints defeat the Bears 21-9, as New Orleans held Chicago to 48 yards rushing and **Kamara** rushed for 99 yards and one touchdown. Jan. 17 - The Saints' season ends as the Buccaneers defeat them 30-20 in an NFC Divisional Playoff before 3,750 fans. March 14 - QB **Drew Brees** announces his retirement. April 29 - With the 28th selection in the 2021 NFL Draft, New Orleans selected University of Houston DE **Payton Turner**.

# SEASON RESULTS (1967-69)

HOME GAMES IN BOLD CAPS - All attendance figures from 1990 - present are based on tickets distributed  
 MN - Monday Night; SN - Sunday Night; TN - Thursday Night; FR - Friday; SAT - Saturday; THUR - Thursday

## 1967: 3-11 (4TH-CAPITOL)

		Head Coach: Tom Fears			
9/17	LOS ANGELES RAMS	TULANE STADIUM	L	13-27	80,879
9/24	WASHINGTON	TULANE STADIUM	L	10-30	74,937
10/1	CLEVELAND BROWNS	TULANE STADIUM	L	7-42	77,045
10/8	at New York Giants	Yankee Stadium	L	21-27	62,670
10/15	at Dallas Cowboys	Cotton Bowl	L	10-14	64,128
10/22	at San Francisco 49ers	Kezar Stadium	L	13-27	34,285
10/29	PITTSBURGH STEELERS	TULANE STADIUM	L	10-14	68,911
11/5	PHILADELPHIA EAGLES	TULANE STADIUM	W	31-24	59,596
11/12	DALLAS COWBOYS	TULANE STADIUM	L	10-27	83,437
11/19	at Philadelphia Eagles	Franklin Field	L	21-48	60,751
11/26	ATLANTA FALCONS	TULANE STADIUM	W	27-24	83,437
12/3	at St. Louis Cardinals	Busch Stadium	L	20-31	41,171
12/10	at Baltimore Colts	Memorial Stadium	L	10-30	60,238
12/17	at Washington	D.C. Stadium	W	30-14	50,486
				233-379	901,971

## 1968: 4-9-1 (3RD-CENTURY)

		Head Coach: Tom Fears			
9/15	CLEVELAND BROWNS	TULANE STADIUM	L	10-24	74,215
9/22	WASHINGTON	TULANE STADIUM	W	31-17	65,941
9/29	ST. LOUIS CARDINALS	TULANE STADIUM	L	20-21	79,021
10/6	at New York Giants	Yankee Stadium	L	21-38	60,967
10/13	MINNESOTA VIKINGS	TULANE STADIUM	W	20-17	71,105
10/20	at Pittsburgh Steelers	Pitt Stadium	W	16-12	32,303
10/27	at St. Louis Cardinals	Busch Stadium	L	17-31	45,476
11/3	DALLAS COWBOYS	TULANE STADIUM	L	3-17	84,728
11/10	at Cleveland Browns	Municipal Stadium	L	17-35	71,025
11/17	at Green Bay Packers (Milw.)	Milwaukee County Stadium	L	7-29	49,644
11/24	at Detroit Lions	Tiger Stadium	T	20-20	46,152
12/1	CHICAGO BEARS	TULANE STADIUM	L	17-23	78,285
12/8	at Philadelphia Eagles	Franklin Field	L	17-29	57,128
12/15	PITTSBURGH STEELERS	TULANE STADIUM	W	24-14	66,131
				246-327	882,121

## 1969: 5-9 (3RD-CAPITOL)

		Head Coach: Tom Fears			
9/21	WASHINGTON	TULANE STADIUM	L	20-26	73,147
9/28	DALLAS COWBOYS	TULANE STADIUM	L	17-21	79,567
10/5	at Los Angeles Rams	L.A. Memorial Coliseum	L	17-36	54,879
10/12	CLEVELAND BROWNS	TULANE STADIUM	L	17-27	71,274
10/19	BALTIMORE COLTS	TULANE STADIUM	L	10-30	80,636
10/26	at Philadelphia Eagles	Franklin Field	L	10-13	60,658
11/2	at St. Louis Cardinals	Busch Stadium	W	51-42	46,718
11/9	at Dallas Cowboys	Cotton Bowl	L	17-33	62,282
11/16	at New York Giants	Yankee Stadium	W	25-24	68,927
11/23	SAN FRANCISCO 49ERS	TULANE STADIUM	W	43-38	71,448
11/30	PHILADELPHIA EAGLES	TULANE STADIUM	W	26-17	72,805
12/7	at Atlanta Falcons	Atlanta Stadium	L	17-45	57,021
12/14	at Washington	R.F.K. Stadium	L	14-17	50,354
12/21	PITTSBURGH STEELERS	TULANE STADIUM	W	27-24	72,256
				311-393	921,972

OWNER

FOOTBALL

ADMINISTRATION

RECORDS

HISTORY

## SEASON RESULTS (1970-73)

## 1970: 2-11-1 (4TH-NFC WEST)

Head Coaches: Tom Fears (7 games, 1-5-1) &amp; J.D. Roberts (7 games, 1-6)

9/20	ATLANTA FALCONS	TULANE STADIUM	L	3-14	77,042
9/27	at Minnesota Vikings	Metropolitan Stadium	L	0-26	47,900
10/4	NEW YORK GIANTS	TULANE STADIUM	W	14-10	69,126
10/11	at St. Louis Cardinals	Busch Stadium	L	17-24	45,294
10/18	at San Francisco 49ers	Kezar Stadium	T	20-20	39,446
10/25	at Atlanta Falcons	Atlanta Stadium	L	14-32	58,850
11/1	LOS ANGELES RAMS	TULANE STADIUM	L	17-30	77,861
11/8	DETROIT LIONS	TULANE STADIUM	W	19-17	66,910
11/15	at Miami Dolphins	Orange Bowl	L	10-21	42,866
11/22	DENVER BRONCOS	TULANE STADIUM	L	6-31	66,837
11/29	at Cincinnati Bengals	Riverfront Stadium	L	6-26	59,342
12/6	at Los Angeles Rams	L.A. Memorial Coliseum	L	16-34	66,410
12/13	SAN FRANCISCO 49ERS	TULANE STADIUM	L	27-38	61,940
12/20	CHICAGO BEARS	TULANE STADIUM	L	3-24	63,518
				172-347	843,342

## 1971: 4-8-2 (4TH-NFC WEST)

Head Coach: J.D. Roberts

9/19	LOS ANGELES RAMS	TULANE STADIUM	W	24-20	70,915
9/26	SAN FRANCISCO 49ERS	TULANE STADIUM	L	20-38	81,595
10/3	at Houston Oilers	Astrodome	T	13-13	47,966
10/10	at Chicago Bears	Soldier Field	L	14-35	55,049
10/17	DALLAS COWBOYS	TULANE STADIUM	W	24-14	83,088
10/24	at Atlanta Falcons	Atlanta Stadium	L	6-28	58,850
10/31	at Washington	R.F.K. Stadium	L	14-24	53,041
11/7	OAKLAND RAIDERS	TULANE STADIUM	T	21-21	83,102
11/14	at San Francisco 49ers	Candlestick Park	W	26-20	45,138
11/21	MINNESOTA VIKINGS	TULANE STADIUM	L	10-23	83,130
11/28	at Green Bay Packers (Milw.)	Milwaukee County Stadium	W	29-21	48,035
12/5	at Los Angeles Rams	L.A. Memorial Coliseum	L	28-45	73,610
12/12	CLEVELAND BROWNS	TULANE STADIUM	L	17-21	72,794
12/19	ATLANTA FALCONS	TULANE STADIUM	L	20-24	75,954
				266-347	932,267

## 1972: 2-11-1 (4TH-NFC WEST)

Head Coach: J.D. Roberts

9/17	at Los Angeles Rams	L.A. Memorial Coliseum	L	14-34	66,303
9/25	KANSAS CITY CHIEFS - MN	TULANE STADIUM	L	17-20	70,793
10/1	SAN FRANCISCO 49ERS	TULANE STADIUM	L	2-37	69,840
10/8	at New York Giants	Yankee Stadium	L	21-45	62,507
10/15	ATLANTA FALCONS	TULANE STADIUM	L	14-21	66,294
10/22	at San Francisco 49ers	Candlestick Park	T	20-20	59,167
10/29	PHILADELPHIA EAGLES	TULANE STADIUM	W	21-3	65,664
11/5	at Minnesota Vikings	Metropolitan Stadium	L	6-37	49,784
11/12	at Atlanta Falcons	Atlanta Stadium	L	20-36	58,850
11/19	at Detroit Lions	Tiger Stadium	L	14-27	53,752
11/26	LOS ANGELES RAMS	TULANE STADIUM	W	19-16	64,325
12/3	at New York Jets	Shea Stadium	L	17-18	62,496
12/10	NEW ENGLAND PATRIOTS	TULANE STADIUM	L	10-17	64,889
12/17	GREEN BAY PACKERS	TULANE STADIUM	L	20-30	65,881
				215-361	880,545

## 1973: 5-9 (3RD-NFC WEST)

Head Coach: John North

9/16	ATLANTA FALCONS	TULANE STADIUM	L	7-62	66,428
9/24	at Dallas Cowboys - MN	Texas Stadium	L	3-40	52,715

# SEASON RESULTS (1973-76)

9/30	at Baltimore Colts	Memorial Stadium	L	10-14	52,293
10/7	CHICAGO BEARS	TULANE STADIUM	W	21-16	56,561
10/14	DETROIT LIONS	TULANE STADIUM	W	20-13	57,810
10/21	at San Francisco 49ers	Candlestick Park	L	0-40	52,881
10/28	WASHINGTON	TULANE STADIUM	W	19-3	66,315
11/4	BUFFALO BILLS	TULANE STADIUM	W	13-0	74,770
11/11	at Los Angeles Rams	L.A. Memorial Coliseum	L	7-29	70,358
11/18	at San Diego Chargers	San Diego Stadium	L	14-17	38,848
11/25	LOS ANGELES RAMS	TULANE STADIUM	L	13-24	67,192
12/2	at Green Bay Packers (Milw.)	Milwaukee County Stadium	L	10-30	46,092
12/9	SAN FRANCISCO 49ERS	TULANE STADIUM	W	16-10	62,490
12/16	at Atlanta Falcons	Atlanta-Fulton County Stadium	L	10-14	34,147
				163-312	794,900

## 1974: 5-9 (3RD-NFC WEST)

Head Coach: John North					
9/15	SAN FRANCISCO 49ERS	TULANE STADIUM	L	13-17	65,071
9/22	at Los Angeles Rams	L.A. Memorial Coliseum	L	0-24	64,178
9/29	ATLANTA FALCONS	TULANE STADIUM	W	14-13	62,273
10/6	at Chicago Bears	Soldier Field	L	10-24	45,818
10/13	at Denver Broncos	Mile High Stadium	L	17-33	51,881
10/20	at Atlanta Falcons	Atlanta Stadium	W	13-3	47,217
10/27	PHILADELPHIA EAGLES	TULANE STADIUM	W	14-10	64,257
11/3	at Detroit Lions	Tiger Stadium	L	14-19	43,256
11/10	MIAMI DOLPHINS	TULANE STADIUM	L	0-21	74,289
11/17	LOS ANGELES RAMS	TULANE STADIUM	W	20-7	57,287
11/25	PITTSBURGH STEELERS - MN	TULANE STADIUM	L	7-28	71,907
12/1	at Minnesota Vikings	Metropolitan Stadium	L	9-29	44,202
12/8	ST. LOUIS CARDINALS	TULANE STADIUM	W	14-0	57,152
12/15	at San Francisco 49ers	Candlestick Park	L	21-35	40,418
				166-263	789,156

## 1975: 2-12 (4TH-NFC WEST)

Head Coaches: John North (6 games, 1-5) & Ernie Hefferle (8 games, 1-7)

9/21	at Washington	R.F.K. Stadium	L	3-41	54,414
9/28	CINCINNATI BENGALS	LOUISIANA SUPERDOME	L	0-21	52,531
10/5	at Atlanta Falcons	Atlanta Stadium	L	7-14	29,444
10/12	GREEN BAY PACKERS	LOUISIANA SUPERDOME	W	20-19	51,371
10/19	at San Francisco 49ers	Candlestick Park	L	21-35	39,990
10/26	at Los Angeles Rams	L.A. Memorial Coliseum	L	14-38	54,723
11/2	ATLANTA FALCONS	LOUISIANA SUPERDOME	W	23-7	49,342
11/9	at Oakland Raiders	Oakland Coliseum	L	10-48	51,267
11/16	MINNESOTA VIKINGS	LOUISIANA SUPERDOME	L	7-20	52,765
11/23	SAN FRANCISCO 49ERS	LOUISIANA SUPERDOME	L	6-16	40,328
11/30	at Cleveland Browns	Municipal Stadium	L	16-17	44,753
12/7	LOS ANGELES RAMS	LOUISIANA SUPERDOME	L	7-14	39,358
12/14	at New York Giants	Shea Stadium	L	14-28	40,150
12/21	CHICAGO BEARS	LOUISIANA SUPERDOME	L	17-42	33,371
				165-360	633,807

## 1976: 4-10 (3RD-NFC WEST)

HEAD COACH: Hank Stram

9/12	MINNESOTA VIKINGS	LOUISIANA SUPERDOME	L	9-40	58,156
9/19	DALLAS COWBOYS	LOUISIANA SUPERDOME	L	6-24	61,413
9/26	at Kansas City Chiefs	Arrowhead Stadium	W	27-17	53,918
10/3	HOUSTON OILERS	LOUISIANA SUPERDOME	L	26-31	51,973
10/10	ATLANTA FALCONS	LOUISIANA SUPERDOME	W	30-0	51,521
10/17	at San Francisco 49ers	Candlestick Park	L	3-33	43,160

OWNER

FOOTBALL

ADMINISTRATION

RECORDS

HISTORY



## SEASON RESULTS (1976-79)

10/24	<b>LOS ANGELES RAMS</b>	<b>LOUISIANA SUPERDOME</b>	<b>L</b>	10-16	51,984
10/31	at Atlanta Falcons	Atlanta-Fulton County Stadium	L	20-23	34,127
11/7	at Green Bay Packers (Milw.)	Milwaukee County Stadium	L	27-32	52,936
11/14	<b>DETROIT LIONS</b>	<b>LOUISIANA SUPERDOME</b>	<b>W</b>	<b>17-16</b>	<b>42,048</b>
11/21	at Seattle Seahawks	Kingdome	W	51-27	61,865
11/28	at Los Angeles Rams	L.A. Memorial Coliseum	L	14-33	54,906
12/5	at New England Patriots	Schaefer Stadium	L	6-27	53,592
12/12	<b>SAN FRANCISCO 49ERS</b>	<b>LOUISIANA SUPERDOME</b>	<b>L</b>	<b>7-27</b>	<b>42,536</b>
				<b>253-346</b>	<b>714,135</b>

## 1977: 3-11 (4TH-NFC WEST)

<b>Head Coach: Hank Stram</b>					
9/18	<b>GREEN BAY PACKERS</b>	<b>LOUISIANA SUPERDOME</b>	<b>L</b>	<b>20-24</b>	<b>56,250</b>
9/25	at Detroit Lions	Silverdome	L	19-23	51,548
10/2	at Chicago Bears	Soldier Field	W	42-24	51,488
10/9	<b>SAN DIEGO CHARGERS</b>	<b>LOUISIANA SUPERDOME</b>	<b>L</b>	<b>0-14</b>	<b>53,942</b>
10/16	at Los Angeles Rams	L.A. Memorial Coliseum	L	7-14	46,045
10/23	at St. Louis Cardinals	Busch Stadium	L	31-49	48,417
10/30	<b>LOS ANGELES RAMS</b>	<b>LOUISIANA SUPERDOME</b>	<b>W</b>	<b>27-26</b>	<b>59,023</b>
11/6	at Philadelphia Eagles	Veterans Stadium	L	7-28	53,482
11/13	<b>SAN FRANCISCO 49ERS</b>	<b>LOUISIANA SUPERDOME</b>	<b>L</b>	<b>7-10 OT</b>	<b>41,564</b>
11/20	<b>ATLANTA FALCONS</b>	<b>LOUISIANA SUPERDOME</b>	<b>W</b>	<b>21-20</b>	<b>43,135</b>
11/27	at San Francisco 49ers	Candlestick Park	L	17-20	33,702
12/4	<b>NEW YORK JETS</b>	<b>LOUISIANA SUPERDOME</b>	<b>L</b>	<b>13-16</b>	<b>40,464</b>
12/11	<b>TAMPA BAY BUCCANEERS</b>	<b>LOUISIANA SUPERDOME</b>	<b>L</b>	<b>14-33</b>	<b>40,124</b>
12/18	at Atlanta Falcons	Atlanta-Fulton County Stadium	L	7-35	36,895
				<b>232-336</b>	<b>656,079</b>

## 1978: 7-9 (3RD-NFC WEST)

<b>Head Coach: Dick Nolan</b>					
9/3	<b>MINNESOTA VIKINGS</b>	<b>LOUISIANA SUPERDOME</b>	<b>W</b>	<b>31-24</b>	<b>54,187</b>
9/10	at Green Bay Packers (Milw.)	Milwaukee County Stadium	L	17-28	54,336
9/17	<b>PHILADELPHIA EAGLES</b>	<b>LOUISIANA SUPERDOME</b>	<b>L</b>	<b>17-24</b>	<b>49,242</b>
9/24	at Cincinnati Bengals	Riverfront Stadium	W	20-18	40,455
10/1	<b>LOS ANGELES RAMS</b>	<b>LOUISIANA SUPERDOME</b>	<b>L</b>	<b>20-26</b>	<b>61,659</b>
10/8	<b>CLEVELAND BROWNS</b>	<b>LOUISIANA SUPERDOME</b>	<b>L</b>	<b>16-24</b>	<b>50,158</b>
10/15	at San Francisco 49ers	Candlestick Park	W	14-7	37,671
10/22	at Los Angeles Rams	L.A. Memorial Coliseum	W	10-3	47,574
10/29	<b>NEW YORK GIANTS</b>	<b>LOUISIANA SUPERDOME</b>	<b>W</b>	<b>28-17</b>	<b>58,807</b>
11/5	at Pittsburgh Steelers	Three Rivers Stadium	L	14-20	48,526
11/12	<b>ATLANTA FALCONS</b>	<b>LOUISIANA SUPERDOME</b>	<b>L</b>	<b>17-20</b>	<b>70,323</b>
11/19	at Dallas Cowboys	Texas Stadium	L	7-27	57,920
11/26	at Atlanta Falcons	Atlanta-Fulton County Stadium	L	17-20	55,521
12/3	<b>SAN FRANCISCO 49ERS</b>	<b>LOUISIANA SUPERDOME</b>	<b>W</b>	<b>24-13</b>	<b>50,068</b>
12/10	<b>HOUSTON OILERS</b>	<b>LOUISIANA SUPERDOME</b>	<b>L</b>	<b>12-17</b>	<b>63,169</b>
12/17	at Tampa Bay Buccaneers	Tampa Stadium	W	17-10	51,207
				<b>281-298</b>	<b>850,823</b>

## 1979: 8-8 (2ND-NFC WEST)

<b>Head Coach: Dick Nolan</b>					
9/2	<b>ATLANTA FALCONS</b>	<b>LOUISIANA SUPERDOME</b>	<b>L</b>	<b>34-40 OT</b>	<b>70,940</b>
9/9	at Green Bay Packers (Milw.)	Milwaukee County Stadium	L	19-28	53,184
9/16	<b>PHILADELPHIA EAGLES</b>	<b>LOUISIANA SUPERDOME</b>	<b>L</b>	<b>14-26</b>	<b>54,212</b>
9/23	at San Francisco 49ers	Candlestick Park	W	30-21	39,727
9/30	<b>NEW YORK GIANTS</b>	<b>LOUISIANA SUPERDOME</b>	<b>W</b>	<b>24-14</b>	<b>51,543</b>
10/7	<b>LOS ANGELES RAMS</b>	<b>LOUISIANA SUPERDOME</b>	<b>L</b>	<b>17-35</b>	<b>68,986</b>
10/14	at Tampa Bay Buccaneers	Tampa Stadium	W	42-14	67,640
10/21	<b>DETROIT LIONS</b>	<b>LOUISIANA SUPERDOME</b>	<b>W</b>	<b>17-7</b>	<b>57,428</b>
10/28	at Washington	R.F.K. Stadium	W	14-10	52,133
11/4	at Denver Broncos	Mile High Stadium	L	3-10	74,482

## SEASON RESULTS (1979-82)

11/11	<b>SAN FRANCISCO 49ERS</b>	<b>LOUISIANA SUPERDOME</b>	<b>W</b>	<b>31-20</b>	<b>65,551</b>
11/18	at Seattle Seahawks	Kingdome	L	24-38	60,055
11/25	at Atlanta Falcons	Atlanta-Fulton County Stadium	W	37-6	42,815
12/3	<b>OAKLAND RAIDERS - MN</b>	<b>LOUISIANA SUPERDOME</b>	<b>L</b>	<b>35-42</b>	<b>65,541</b>
12/9	<b>SAN DIEGO CHARGERS</b>	<b>LOUISIANA SUPERDOME</b>	<b>L</b>	<b>0-35</b>	<b>61,059</b>
12/16	at Los Angeles Rams	L.A. Memorial Coliseum	W	29-14	53,879
				<b>370-360</b>	<b>939,175</b>

## 1980: 1-15 [4TH-NFC WEST]

Head Coaches: Dick Nolan (12 games, 0-12) & Dick Stanfel (4 games, 1-3)

9/7	<b>SAN FRANCISCO 49ERS</b>	<b>LOUISIANA SUPERDOME</b>	<b>L</b>	<b>23-26</b>	<b>58,621</b>
9/14	at Chicago Bears	Soldier Field	L	3-22	62,523
9/21	<b>BUFFALO BILLS</b>	<b>LOUISIANA SUPERDOME</b>	<b>L</b>	<b>26-35</b>	<b>51,154</b>
9/28	at Miami Dolphins	Orange Bowl	L	16-21	40,946
10/5	<b>ST. LOUIS CARDINALS</b>	<b>LOUISIANA SUPERDOME</b>	<b>L</b>	<b>7-40</b>	<b>45,388</b>
10/12	at Detroit Lions	Silverdome	L	13-24	78,147
10/19	<b>ATLANTA FALCONS</b>	<b>LOUISIANA SUPERDOME</b>	<b>L</b>	<b>14-41</b>	<b>62,651</b>
10/26	at Washington	R.F.K. Stadium	L	14-22	51,375
11/2	at Los Angeles Rams	Anaheim Stadium	L	31-45	59,909
11/9	<b>PHILADELPHIA EAGLES</b>	<b>LOUISIANA SUPERDOME</b>	<b>L</b>	<b>21-34</b>	<b>44,340</b>
11/16	at Atlanta Falcons	Atlanta-Fulton County Stadium	L	13-31	53,871
11/24	<b>LOS ANGELES RAMS - MN</b>	<b>LOUISIANA SUPERDOME</b>	<b>L</b>	<b>7-27</b>	<b>53,488</b>
11/30	<b>MINNESOTA VIKINGS</b>	<b>LOUISIANA SUPERDOME</b>	<b>L</b>	<b>20-23</b>	<b>30,936</b>
12/7	at San Francisco 49ers	Candlestick Park	L	35-38 OT	37,949
12/14	at New York Jets	Shea Stadium	W	21-20	38,077
12/21	<b>NEW ENGLAND PATRIOTS</b>	<b>LOUISIANA SUPERDOME</b>	<b>L</b>	<b>27-38</b>	<b>38,277</b>
				<b>291-487</b>	<b>807,652</b>

## 1981: 4-12 [4TH-NFC WEST]

Head Coach: Bum Phillips

9/6	at Atlanta Falcons	Atlanta-Fulton County Stadium	L	0-27	57,406
9/13	<b>LOS ANGELES RAMS</b>	<b>LOUISIANA SUPERDOME</b>	<b>W</b>	<b>23-17</b>	<b>62,063</b>
9/20	at New York Giants	Giants Stadium	L	7-20	69,814
9/27	at San Francisco 49ers	Candlestick Park	L	14-21	44,433
10/4	<b>PITTSBURGH STEELERS</b>	<b>LOUISIANA SUPERDOME</b>	<b>L</b>	<b>6-20</b>	<b>64,578</b>
10/11	<b>PHILADELPHIA EAGLES</b>	<b>LOUISIANA SUPERDOME</b>	<b>L</b>	<b>14-31</b>	<b>52,728</b>
10/18	at Cleveland Browns	Municipal Stadium	L	17-20	76,059
10/25	<b>CINCINNATI BENGALS</b>	<b>LOUISIANA SUPERDOME</b>	<b>W</b>	<b>17-7</b>	<b>46,336</b>
11/1	<b>ATLANTA FALCONS</b>	<b>LOUISIANA SUPERDOME</b>	<b>L</b>	<b>10-41</b>	<b>63,637</b>
11/8	at Los Angeles Rams	Anaheim Stadium	W	21-13	61,068
11/15	at Minnesota Vikings	Metropolitan Stadium	L	10-20	45,215
11/22	at Houston Oilers	Astrodome	W	27-24	49,581
11/29	<b>TAMPA BAY BUCCANEERS</b>	<b>LOUISIANA SUPERDOME</b>	<b>L</b>	<b>14-31</b>	<b>62,209</b>
12/6	at St. Louis Cardinals	Busch Stadium	L	3-30	46,923
12/13	<b>GREEN BAY PACKERS</b>	<b>LOUISIANA SUPERDOME</b>	<b>L</b>	<b>7-35</b>	<b>45,518</b>
12/20	<b>SAN FRANCISCO 49ERS</b>	<b>LOUISIANA SUPERDOME</b>	<b>L</b>	<b>17-21</b>	<b>43,639</b>
				<b>207-378</b>	<b>891,207</b>

## 1982: 4-5 [9TH-NFC]

Head Coach: Bum Phillips

9/12	<b>ST. LOUIS CARDINALS</b>	<b>LOUISIANA SUPERDOME</b>	<b>L</b>	<b>7-21</b>	<b>58,673</b>
9/19	at Chicago Bears	Soldier Field	W	10-0	56,600
11/21	<b>KANSAS CITY CHIEFS</b>	<b>LOUISIANA SUPERDOME</b>	<b>W</b>	<b>27-17</b>	<b>39,341</b>
11/28	at San Francisco 49ers	Candlestick Park	W	23-20	51,611
12/5	<b>TAMPA BAY BUCCANEERS</b>	<b>LOUISIANA SUPERDOME</b>	<b>L</b>	<b>10-13</b>	<b>61,709</b>
12/12	at Atlanta Falcons	Atlanta-Fulton County Stadium	L	0-35	39,535
12/19	at Dallas Cowboys	Texas Stadium	L	7-21	64,506
12/26	<b>WASHINGTON</b>	<b>LOUISIANA SUPERDOME</b>	<b>L</b>	<b>10-27</b>	<b>48,667</b>
1/2	<b>ATLANTA FALCONS</b>	<b>LOUISIANA SUPERDOME</b>	<b>W</b>	<b>35-6</b>	<b>47,336</b>
				<b>129-160</b>	<b>467,978</b>

## SEASON RESULTS (1983-85)

## 1983: 8-8 (3RD-NFC WEST)

9/4	ST. LOUIS CARDINALS	Head Coach: Bum Phillips			
9/11	at Los Angeles Rams	LOUISIANA SUPERDOME	W	28-17	60,430
9/18	CHICAGO BEARS	Anaheim Stadium	L	27-30	45,572
9/25	at Dallas Cowboys	LOUISIANA SUPERDOME	W	34-31 OT	64,692
10/2	MIAMI DOLPHINS	Texas Stadium	L	20-21	62,136
10/9	at Atlanta Falcons	LOUISIANA SUPERDOME	W	17-7	66,489
10/16	SAN FRANCISCO 49ERS	Atlanta-Fulton County Stadium	W	19-17	51,654
10/23	at Tampa Bay Buccaneers	LOUISIANA SUPERDOME	L	13-32	68,154
10/30	at Buffalo Bills	Tampa Stadium	W	24-21	48,242
11/6	ATLANTA FALCONS	Rich Stadium	L	21-27	49,413
11/13	at San Francisco 49ers	LOUISIANA SUPERDOME	W	27-10	67,062
11/21	NEW YORK JETS - MN	Candlestick Park	L	0-27	40,022
11/27	MINNESOTA VIKINGS	LOUISIANA SUPERDOME	L	28-31	68,606
12/4	at New England Patriots	LOUISIANA SUPERDOME	W	17-16	59,502
12/11	at Philadelphia Eagles	Sullivan Stadium	L	0-7	24,579
12/18	LOS ANGELES RAMS	Veterans Stadium	W	20-17 OT	45,182
		LOUISIANA SUPERDOME	L	24-26	70,148
				319-337	891,883

## 1984: 7-9 (3RD-NFC WEST)

9/2	ATLANTA FALCONS	Head Coach: Bum Phillips			
9/9	TAMPA BAY BUCCANEERS	LOUISIANA SUPERDOME	L	28-36	66,652
9/16	at San Francisco 49ers	LOUISIANA SUPERDOME	W	17-13	54,686
9/23	ST. LOUIS CARDINALS	Candlestick Park	L	20-30	57,611
9/30	at Houston Oilers	LOUISIANA SUPERDOME	W	34-24	58,723
10/7	at Chicago Bears	Astrodome	W	27-10	43,108
10/14	LOS ANGELES RAMS	Soldier Field	L	7-20	53,752
10/21	at Dallas Cowboys - SN	LOUISIANA SUPERDOME	L	10-28	63,161
10/28	at Cleveland Browns	Texas Stadium	L	27-30 OT	50,966
11/4	GREEN BAY PACKERS	Municipal Stadium	W	16-14	52,849
11/11	at Atlanta Falcons	LOUISIANA SUPERDOME	L	13-23	57,426
11/19	PITTSBURGH STEELERS - MN	Atlanta-Fulton County Stadium	W	17-13	40,590
11/25	SAN FRANCISCO 49ERS	LOUISIANA SUPERDOME	W	27-24	66,005
12/2	at Los Angeles Rams	LOUISIANA SUPERDOME	L	3-35	65,117
12/9	CINCINNATI BENGALS	Anaheim Stadium	L	21-34	49,348
12/15	at New York Giants	LOUISIANA SUPERDOME	L	21-24	40,855
		Giants Stadium	W	10-3	63,739
				298-361	884,588

## 1985: 5-11 (3RD-NFC WEST)

Head Coaches: Bum Phillips (12 games, 4-8) & Wade Phillips (4 games, 1-3)					
9/8	KANSAS CITY CHIEFS	LOUISIANA SUPERDOME	L	27-47	57,760
9/15	at Denver Broncos	Mile High Stadium	L	23-34	74,488
9/22	TAMPA BAY BUCCANEERS	LOUISIANA SUPERDOME	W	20-13	45,320
9/29	at San Francisco 49ers	Candlestick Park	W	20-17	58,053
10/6	PHILADELPHIA EAGLES	LOUISIANA SUPERDOME	W	23-21	56,364
10/13	at Los Angeles Raiders	L.A. Memorial Coliseum	L	13-23	48,152
10/20	at Atlanta Falcons	Atlanta-Fulton County Stadium	L	24-31	44,784
10/27	NEW YORK GIANTS	LOUISIANA SUPERDOME	L	13-21	54,082
11/3	at Los Angeles Rams	Anaheim Stadium	L	10-28	49,030
11/10	SEATTLE SEAHAWKS	LOUISIANA SUPERDOME	L	3-27	47,365
11/17	at Green Bay Packers (Milw.)	Milwaukee County Stadium	L	14-38	52,104
11/24	at Minnesota Vikings	Metrodome	W	30-23	54,117
12/1	LOS ANGELES RAMS	LOUISIANA SUPERDOME	W	29-3	44,122
12/8	at St. Louis Cardinals	Busch Stadium	L	16-28	29,527
12/15	SAN FRANCISCO 49ERS	LOUISIANA SUPERDOME	L	19-31	46,065
12/22	ATLANTA FALCONS	LOUISIANA SUPERDOME	L	10-16	37,717
				294-401	799,410

# SEASON RESULTS (1986-88)

## 1986: 7-9 (4TH-NFC WEST)

		Head Coach: Jim Mora			
9/7	ATLANTA FALCONS	LOUISIANA SUPERDOME	L	10-31	67,950
9/14	GREEN BAY PACKERS	LOUISIANA SUPERDOME	W	24-10	46,383
9/21	at San Francisco 49ers	Candlestick Park	L	17-26	58,297
9/28	at New York Giants	Giants Stadium	L	17-20	72,769
10/5	WASHINGTON	LOUISIANA SUPERDOME	L	6-14	57,378
10/12	at Indianapolis Colts	Hoosier Dome	W	17-14	53,512
10/19	TAMPA BAY BUCCANEERS	LOUISIANA SUPERDOME	W	38-7	43,355
10/26	at New York Jets	Giants Stadium	L	23-28	44,246
11/2	SAN FRANCISCO 49ERS	LOUISIANA SUPERDOME	W	23-10	53,234
11/9	LOS ANGELES RAMS	LOUISIANA SUPERDOME	W	6-0	62,352
11/16	at St. Louis Cardinals	Busch Stadium	W	16-7	32,069
11/23	at Los Angeles Rams	Anaheim Stadium	L	13-26	58,600
11/30	NEW ENGLAND PATRIOTS	LOUISIANA SUPERDOME	L	20-21	58,259
12/7	MIAMI DOLPHINS	LOUISIANA SUPERDOME	L	27-31	64,761
12/14	at Atlanta Falcons	Atlanta-Fulton County Stadium	W	14-9	39,994
12/21	at Minnesota Vikings	Metrodome	L	17-33	51,209
				288-287	864,368

## 1987: 12-3 (2ND-NFC WEST)

		Head Coach: Jim Mora			
9/13	CLEVELAND BROWNS	LOUISIANA SUPERDOME	W	28-21	59,900
9/20	at Philadelphia Eagles	Veterans Stadium	L	17-27	57,485
10/4	LOS ANGELES RAMS	LOUISIANA SUPERDOME	W	37-10	29,745
10/11	at St. Louis Cardinals	Busch Stadium	L	19-24	11,795
10/18	at Chicago Bears	Soldier Field	W	19-17	46,813
10/25	SAN FRANCISCO 49ERS	LOUISIANA SUPERDOME	L	22-24	60,497
11/1	at Atlanta Falcons	Atlanta-Fulton County Stadium	W	38-0	42,196
11/8	at Los Angeles Rams	Anaheim Stadium	W	31-14	43,379
11/15	at San Francisco 49ers	Candlestick Park	W	26-24	60,436
11/22	NEW YORK GIANTS	LOUISIANA SUPERDOME	W	23-14	67,639
11/29	at Pittsburgh Steelers	Three Rivers Stadium	W	20-16	47,896
12/6	TAMPA BAY BUCCANEERS	LOUISIANA SUPERDOME	W	44-34	66,471
12/13	HOUSTON OILERS	LOUISIANA SUPERDOME	W	24-10	68,257
12/20	at Cincinnati Bengals	Riverfront Stadium	W	41-24	43,424
12/27	GREEN BAY PACKERS	LOUISIANA SUPERDOME	W	33-24	68,364
				422-283	774,297
		NFC Wild Card Playoff			
1/3	MINNESOTA VIKINGS	LOUISIANA SUPERDOME	L	10-44	68,127

## 1988: 10-6 (3RD-NFC WEST)

		Head Coach: Jim Mora			
9/4	SAN FRANCISCO 49ERS	LOUISIANA SUPERDOME	L	33-34	66,357
9/11	at Atlanta Falcons	Atlanta-Fulton County Stadium	W	29-21	48,901
9/18	at Detroit Lions	Silverdome	W	22-14	32,943
9/25	TAMPA BAY BUCCANEERS	LOUISIANA SUPERDOME	W	13-9	66,671
10/3	DALLAS COWBOYS - MN	LOUISIANA SUPERDOME	W	20-17	68,474
10/9	at San Diego Chargers	Jack Murphy Stadium	W	23-17	42,693
10/16	at Seattle Seahawks	Kingdome	W	20-19	63,569
10/23	LOS ANGELES RAIDERS	LOUISIANA SUPERDOME	W	20-6	66,249
10/30	LOS ANGELES RAMS	LOUISIANA SUPERDOME	L	10-12	68,238
11/6	at Washington	R.F.K. Stadium	L	24-27	54,183
11/13	at Los Angeles Rams	Anaheim Stadium	W	14-10	63,305
11/20	DENVER BRONCOS	LOUISIANA SUPERDOME	W	42-0	68,075
11/27	NEW YORK GIANTS - SN	LOUISIANA SUPERDOME	L	12-13	66,526
12/4	at Minnesota Vikings	Metrodome	L	3-45	61,215
12/11	at San Francisco 49ers	Candlestick Park	L	17-30	62,977
12/18	ATLANTA FALCONS	LOUISIANA SUPERDOME	W	10-9	60,566
				312-283	960,942

## SEASON RESULTS (1989-91)

## 1989: 9-7 (3RD-NFC WEST)

		Head Coach: Jim Mora			
9/10	DALLAS COWBOYS	LOUISIANA SUPERDOME	W	28-0	66,977
9/17	at Green Bay Packers	Lambeau Field	L	34-35	55,809
9/24	at Tampa Bay Buccaneers	Tampa Stadium	L	10-20	44,053
10/1	WASHINGTON	LOUISIANA SUPERDOME	L	14-16	64,358
10/8	SAN FRANCISCO 49ERS	LOUISIANA SUPERDOME	L	20-24	60,488
10/15	NEW YORK JETS	LOUISIANA SUPERDOME	W	29-14	59,521
10/22	at Los Angeles Rams	Anaheim Stadium	W	40-21	57,567
10/29	ATLANTA FALCONS	LOUISIANA SUPERDOME	W	20-13	65,153
11/6	at San Francisco 49ers - MN	Candlestick Park	L	13-31	60,667
11/12	at New England Patriots	Sullivan Stadium	W	28-24	47,680
11/19	at Atlanta Falcons	Atlanta-Fulton County Stadium	W	26-17	53,173
11/26	LOS ANGELES RAMS - SN	LOUISIANA SUPERDOME	L	17-20 OT	64,274
12/3	at Detroit Lions	Silverdome	L	14-21	38,550
12/10	at Buffalo Bills	Rich Stadium	W	22-19	70,037
12/18	PHILADELPHIA EAGLES - MN	LOUISIANA SUPERDOME	W	30-20	59,218
12/24	INDIANAPOLIS COLTS	LOUISIANA SUPERDOME	W	41-6	49,009
				386-301	916,534

## 1990: 8-8 (2ND-NFC WEST)

		Head Coach: Jim Mora			
9/10	SAN FRANCISCO 49ERS - MN	LOUISIANA SUPERDOME	L	12-13	68,629
9/16	at Minnesota Vikings	Metrodome	L	3-32	56,272
9/23	PHOENIX CARDINALS	LOUISIANA SUPERDOME	W	28-7	61,110
10/7	at Atlanta Falcons	Atlanta-Fulton County Stadium	L	27-28	57,401
10/14	CLEVELAND BROWNS	LOUISIANA SUPERDOME	W	25-20	68,608
10/21	at Houston Oilers	Astrodome	L	10-23	57,908
10/28	DETROIT LIONS	LOUISIANA SUPERDOME	L	10-27	64,368
11/4	at Cincinnati Bengals	Riverfront Stadium	W	21-7	60,067
11/11	TAMPA BAY BUCCANEERS	LOUISIANA SUPERDOME	W	35-7	67,865
11/18	at Washington	R.F.K. Stadium	L	17-31	52,573
11/25	ATLANTA FALCONS	LOUISIANA SUPERDOME	W	10-7	68,629
12/2	at Dallas Cowboys	Texas Stadium	L	13-17	60,087
12/9	at Los Angeles Rams	Anaheim Stadium	W	24-20	56,864
12/16	PITTSBURGH STEELERS	LOUISIANA SUPERDOME	L	6-9	68,582
12/23	at San Francisco 49ers	Candlestick Park	W	13-10	60,112
12/31	LOS ANGELES RAMS - MN	LOUISIANA SUPERDOME	W	20-17	68,647
				274-275	997,722
		NFC Wild Card Playoff			
1/6	at Chicago Bears	Soldier Field	L	6-16	60,767

## 1991: 11-5 (1ST-NFC WEST)

		Head Coach: Jim Mora			
9/1	SEATTLE SEAHAWKS	LOUISIANA SUPERDOME	W	27-24	68,492
9/8	at Kansas City Chiefs	Arrowhead Stadium	W	17-10	74,816
9/15	LOS ANGELES RAMS - SN	LOUISIANA SUPERDOME	W	24-7	68,583
9/22	MINNESOTA VIKINGS	LOUISIANA SUPERDOME	W	26-0	68,591
9/29	at Atlanta Falcons	Atlanta-Fulton County Stadium	W	27-6	56,556
10/13	at Philadelphia Eagles	Veterans Stadium	W	13-6	64,224
10/20	TAMPA BAY BUCCANEERS	LOUISIANA SUPERDOME	W	23-7	68,591
10/27	CHICAGO BEARS	LOUISIANA SUPERDOME	L	17-20	68,591
11/3	at Los Angeles Rams	Anaheim Stadium	W	24-17	58,713
11/10	SAN FRANCISCO 49ERS	LOUISIANA SUPERDOME	W	10-3	68,591
11/17	at San Diego Chargers	Jack Murphy Stadium	L	21-24	48,420
11/24	ATLANTA FALCONS - SN	LOUISIANA SUPERDOME	L	20-23 OT	68,591
12/1	at San Francisco 49ers	Candlestick Park	L	24-38	62,092
12/8	at Dallas Cowboys	Texas Stadium	L	14-23	64,530
12/16	LOS ANGELES RAIDERS - MN	LOUISIANA SUPERDOME	W	27-0	68,625
12/22	at Phoenix Cardinals	Sun Devil Stadium	W	27-3	30,928
				341-211	1,008,934



# SEASON RESULTS (1991-94)

12/28	ATLANTA FALCONS - SAT	NFC Wild Card Playoff LOUISIANA SUPERDOME	L	20-27	68,794
-------	-----------------------	--	---	-------	--------

## 1992: 12-4 (2ND-NFC WEST)

Head Coach: Jim Mora					
9/6	at Philadelphia Eagles	Veterans Stadium	L	13-15	63,513
9/13	CHICAGO BEARS	LOUISIANA SUPERDOME	W	28-6	68,591
9/20	at Atlanta Falcons	Georgia Dome	W	10-7	67,328
9/27	SAN FRANCISCO 49ERS - SN	LOUISIANA SUPERDOME	L	10-16	68,591
10/4	at Detroit Lions	Silverdome	W	13-7	66,971
10/11	LOS ANGELES RAMS - SN	LOUISIANA SUPERDOME	W	13-10	68,591
10/18	at Phoenix Cardinals	Sun Devil Stadium	W	30-21	27,735
11/1	TAMPA BAY BUCCANEERS	LOUISIANA SUPERDOME	W	23-21	68,591
11/8	at New England Patriots	Foxboro Stadium	W	31-14	45,413
11/15	at San Francisco 49ers	Candlestick Park	L	20-21	64,895
11/23	WASHINGTON - MN	LOUISIANA SUPERDOME	W	20-3	68,591
11/29	MIAMI DOLPHINS	LOUISIANA SUPERDOME	W	24-13	68,591
12/3	ATLANTA FALCONS - TN	LOUISIANA SUPERDOME	W	22-14	68,591
12/13	at Los Angeles Rams	Anaheim Stadium	W	37-14	47,355
12/20	BUFFALO BILLS	LOUISIANA SUPERDOME	L	16-20	68,591
12/26	at New York Jets - SAT	Giants Stadium	W	20-0	45,614
				330-202	977,552

1/3	PHILADELPHIA EAGLES	NFC Wild Card Playoff LOUISIANA SUPERDOME	L	20-36	68,893
-----	---------------------	--	---	-------	--------

## 1993: 8-8 (2ND-NFC WEST)

Head Coach: Jim Mora					
9/5	HOUSTON OILERS - SN	LOUISIANA SUPERDOME	W	33-21	69,029
9/12	at Atlanta Falcons	Georgia Dome	W	34-31	64,287
9/19	DETROIT LIONS	LOUISIANA SUPERDOME	W	14-3	69,039
9/26	SAN FRANCISCO 49ERS	LOUISIANA SUPERDOME	W	16-13	69,041
10/3	at Los Angeles Rams	Anaheim Stadium	W	37-6	50,709
10/17	at Pittsburgh Steelers	Three Rivers Stadium	L	14-37	56,056
10/24	ATLANTA FALCONS	LOUISIANA SUPERDOME	L	15-26	69,043
10/31	at Phoenix Cardinals	Sun Devil Stadium	W	20-17	36,778
11/14	GREEN BAY PACKERS	LOUISIANA SUPERDOME	L	17-19	69,043
11/22	at San Francisco 49ers - MN	Candlestick Park	L	7-42	66,500
11/28	at Minnesota Vikings	Metrodome	W	17-14	53,030
12/5	at Cleveland Browns	Municipal Stadium	L	13-17	60,388
12/12	LOS ANGELES RAMS	LOUISIANA SUPERDOME	L	20-23	69,033
12/20	NEW YORK GIANTS - MN	LOUISIANA SUPERDOME	L	14-24	69,036
12/26	at Philadelphia Eagles	Veterans Stadium	L	26-37	50,085
1/2	CINCINNATI BENGALS	LOUISIANA SUPERDOME	W	20-13	58,036
				317-343	979,133

## 1994: 7-9 (2ND-NFC WEST)

Head Coach: Jim Mora					
9/4	KANSAS CITY CHIEFS	LOUISIANA SUPERDOME	L	17-30	69,362
9/11	WASHINGTON	LOUISIANA SUPERDOME	L	24-38	58,049
9/18	at Tampa Bay Buccaneers	Tampa Stadium	W	9-7	45,522
9/25	at San Francisco 49ers	Candlestick Park	L	13-24	63,971
10/2	NEW YORK GIANTS	LOUISIANA SUPERDOME	W	27-22	55,076
10/9	at Chicago Bears	Soldier Field	L	7-17	63,822
10/16	SAN DIEGO CHARGERS	LOUISIANA SUPERDOME	L	22-36	50,565
10/23	LOS ANGELES RAMS	LOUISIANA SUPERDOME	W	37-34	47,908
11/6	at Minnesota Vikings	Metrodome	L	20-21	57,564
11/13	ATLANTA FALCONS	LOUISIANA SUPERDOME	W	33-32	60,313
11/20	at Los Angeles Raiders	L.A. Memorial Coliseum	L	19-24	41,722
11/28	SAN FRANCISCO 49ERS - MN	LOUISIANA SUPERDOME	L	14-35	61,304
12/4	at Los Angeles Rams	Anaheim Stadium	W	31-15	34,960

## SEASON RESULTS (1994-97)

12/11	at Atlanta Falcons - SN	Georgia Dome	W	29-20	61,307
12/19	DALLAS COWBOYS - MN	LOUISIANA SUPERDOME	L	16-24	67,323
12/24	at Denver Broncos - SAT	Mile High Stadium	W	30-28	64,445
				348-407	903,213

### 1995: 7-9 (5TH-NFC WEST)

		Head Coach: Jim Mora			
9/3	SAN FRANCISCO 49ERS	LOUISIANA SUPERDOME	L	22-24	66,627
9/10	at St. Louis Rams	Busch Stadium	L	13-17	59,335
9/17	ATLANTA FALCONS	LOUISIANA SUPERDOME	L	24-27 OT	57,442
9/24	at New York Giants	Giants Stadium	L	29-45	72,619
10/1	PHILADELPHIA EAGLES	LOUISIANA SUPERDOME	L	10-15	43,938
10/15	MIAMI DOLPHINS	LOUISIANA SUPERDOME	W	33-30	55,628
10/22	at Carolina Panthers	Clemson Memorial Stadium	L	3-20	55,484
10/29	at San Francisco 49ers	3Com Park	W	11-7	65,272
11/5	ST. LOUIS RAMS	LOUISIANA SUPERDOME	W	19-10	43,120
11/12	INDIANAPOLIS COLTS	LOUISIANA SUPERDOME	W	17-14	44,122
11/19	at Minnesota Vikings	Metrodome	L	24-43	58,108
11/26	CAROLINA PANTHERS - SN	LOUISIANA SUPERDOME	W	34-26	39,580
12/3	at New England Patriots	Foxboro Stadium	W	31-17	59,876
12/10	at Atlanta Falcons	Georgia Dome	L	14-19	54,603
12/16	GREEN BAY PACKERS - SAT	LOUISIANA SUPERDOME	L	23-34	50,132
12/24	at New York Jets	Giants Stadium	W	12-0	28,885
				319-348	854,771

### 1996: 3-13 (5TH-NFC WEST)

		Head Coaches: Jim Mora (8 games, 2-6) & Rick Venturi (8 games, 1-7)			
9/1	at San Francisco 49ers	3Com Park	L	11-27	63,970
9/8	CAROLINA PANTHERS	LOUISIANA SUPERDOME	L	20-22	43,288
9/15	at Cincinnati Bengals	Riverfront Stadium	L	15-30	45,412
9/22	ARIZONA CARDINALS	LOUISIANA SUPERDOME	L	14-28	34,316
9/29	at Baltimore Ravens	Memorial Stadium	L	10-17	61,063
10/6	JACKSONVILLE JAGUARS	LOUISIANA SUPERDOME	W	17-13	34,231
10/13	CHICAGO BEARS	LOUISIANA SUPERDOME	W	27-24	43,512
10/20	at Carolina Panthers	Ericsson Stadium	L	7-19	70,888
11/3	SAN FRANCISCO 49ERS - SN	LOUISIANA SUPERDOME	L	17-24	53,297
11/10	HOUSTON OILERS	LOUISIANA SUPERDOME	L	14-31	34,121
11/17	at Atlanta Falcons	Georgia Dome	L	15-17	43,119
11/24	at Tampa Bay Buccaneers	Houlihan's Stadium	L	7-13	40,203
12/1	ST. LOUIS RAMS	LOUISIANA SUPERDOME	L	10-26	26,310
12/8	ATLANTA FALCONS	LOUISIANA SUPERDOME	L	15-31	32,923
12/15	at New York Giants	Giants Stadium	W	17- 3	52,530
12/21	at St. Louis Rams	Trans World Dome	L	13-14	57,681
				229-339	736,864

### 1997: 6-10 (4TH-NFC WEST)

		Head Coach: Mike Ditka			
8/31	at St. Louis Rams	Trans World Dome	L	24-38	64,575
9/7	SAN DIEGO CHARGERS	LOUISIANA SUPERDOME	L	6-20	65,760
9/14	at San Francisco 49ers	3Com Park	L	7-33	61,838
9/21	DETROIT LIONS	LOUISIANA SUPERDOME	W	35-17	50,016
9/28	at New York Giants	Giants Stadium	L	9-14	68,891
10/5	at Chicago Bears - SN	Soldier Field	W	20-17	58,865
10/12	ATLANTA FALCONS	LOUISIANA SUPERDOME	L	17-23	65,619
10/19	CAROLINA PANTHERS	LOUISIANA SUPERDOME	L	0-13	50,963
10/26	SAN FRANCISCO 49ERS	LOUISIANA SUPERDOME	L	0-23	60,443
11/9	at Oakland Raiders	Oakland Coliseum	W	13-10	40,091
11/16	SEATTLE SEAHAWKS	LOUISIANA SUPERDOME	W	20-17 OT	50,493
11/23	at Atlanta Falcons	Georgia Dome	L	3-20	48,620
11/30	at Carolina Panthers	Ericsson Stadium	W	16-13	57,957

## SEASON RESULTS (1997-00)

12/7	ST. LOUIS RAMS	LOUISIANA SUPERDOME	L	27-34	54,803
12/14	ARIZONA CARDINALS	LOUISIANA SUPERDOME	W	27-10	45,517
12/21	at Kansas City Chiefs	Arrowhead Stadium	L	13-25	66,772
				237-327	911,223

## 1998: 6-10 (3RD-NFC WEST)

		Head Coach: Mike Ditka			
9/6	at St. Louis Rams	Trans World Dome	W	24-17	56,943
9/13	CAROLINA PANTHERS	LOUISIANA SUPERDOME	W	19-14	51,915
9/27	at Indianapolis Colts	RCA Dome	W	19-13	OT 48,480
10/4	NEW ENGLAND PATRIOTS	LOUISIANA SUPERDOME	L	27-30	56,172
10/11	SAN FRANCISCO 49ERS	LOUISIANA SUPERDOME	L	0-31	62,811
10/18	at Atlanta Falcons	Georgia Dome	L	23-31	60,774
10/25	TAMPA BAY BUCCANEERS	LOUISIANA SUPERDOME	W	9-3	52,695
11/1	at Carolina Panthers	Ericsson Stadium	L	17-31	62,514
11/8	at Minnesota Vikings	Metrodome	L	24-31	63,779
11/15	ST. LOUIS RAMS	LOUISIANA SUPERDOME	W	24-3	46,430
11/22	at San Francisco 49ers - SN	3Com Park	L	20-31	68,429
11/29	at Miami Dolphins	Pro Player Stadium	L	10-30	73,216
12/6	DALLAS COWBOYS	LOUISIANA SUPERDOME	W	22-3	65,065
12/13	ATLANTA FALCONS	LOUISIANA SUPERDOME	L	17-27	61,678
12/20	at Arizona Cardinals	Sun Devil Stadium	L	17-19	51,617
12/27	BUFFALO BILLS	LOUISIANA SUPERDOME	L	33-45	39,707
				305-359	922,225

## 1999: 3-13 (5TH-NFC WEST)

		Head Coach: Mike Ditka			
9/12	CAROLINA PANTHERS	LOUISIANA SUPERDOME	W	19-10	58,166
9/19	at San Francisco 49ers	3Com Park	L	21-28	67,685
10/3	at Chicago Bears	Soldier Field	L	10-14	66,944
10/10	ATLANTA FALCONS	LOUISIANA SUPERDOME	L	17-20	57,289
10/17	TENNESSEE TITANS	LOUISIANA SUPERDOME	L	21-24	51,875
10/24	at New York Giants	Giants Stadium	L	3-31	77,982
10/31	CLEVELAND BROWNS	LOUISIANA SUPERDOME	L	16-21	48,817
11/7	TAMPA BAY BUCCANEERS	LOUISIANA SUPERDOME	L	16-31	47,129
11/14	SAN FRANCISCO 49ERS	LOUISIANA SUPERDOME	W	24-6	52,198
11/21	at Jacksonville Jaguars - SN	ALLTEL Stadium	L	23-41	69,772
11/28	at St. Louis Rams	Trans World Dome	L	12-43	65,864
12/5	at Atlanta Falcons	Georgia Dome	L	12-35	62,568
12/12	ST. LOUIS RAMS	LOUISIANA SUPERDOME	L	14-30	46,838
12/19	at Baltimore Ravens	PSINet Stadium	L	8-31	67,597
12/24	DALLAS COWBOYS - FR	LOUISIANA SUPERDOME	W	31-24	47,835
1/2	at Carolina Panthers	Ericsson Stadium	L	13-45	56,929
				260-434	945,488

## 2000: 10-6 (1ST-NFC WEST)

		Head Coach: Jim Haslett			
9/3	DETROIT LIONS	LOUISIANA SUPERDOME	L	10-14	64,900
9/10	at San Diego Chargers	Qualcomm Stadium	W	28-27	51,300
9/17	at Seattle Seahawks	Husky Stadium	L	10-20	59,513
9/24	PHILADELPHIA EAGLES	LOUISIANA SUPERDOME	L	7-21	64,900
10/8	at Chicago Bears	Soldier Field	W	31-10	66,944
10/15	CAROLINA PANTHERS	LOUISIANA SUPERDOME	W	24-6	50,015
10/22	at Atlanta Falcons	Georgia Dome	W	21-19	56,508
10/29	at Arizona Cardinals	Sun Devil Stadium	W	21-10	35,016
11/5	SAN FRANCISCO 49ERS	LOUISIANA SUPERDOME	W	31-15	64,900
11/12	at Carolina Panthers	Ericsson Stadium	W	20-10	72,981
11/19	OAKLAND RAIDERS	LOUISIANA SUPERDOME	L	22-31	64,900
11/26	at St. Louis Rams	Trans World Dome	W	31-24	66,064
12/3	DENVER BRONCOS	LOUISIANA SUPERDOME	L	23-38	64,900

## SEASON RESULTS (2000-03)

12/10	at San Francisco 49ers	3Com Park	W	31-27	67,892
12/17	ATLANTA FALCONS	LOUISIANA SUPERDOME	W	23-7	64,900
12/24	ST. LOUIS RAMS	LOUISIANA SUPERDOME	L	21-26	64,900
				354-305	980,533
NFC Wild Card Playoff					
12/30	ST. LOUIS RAMS - SAT	LOUISIANA SUPERDOME	W	31-28	64,900
NFC Divisional Playoff					
1/6	at Minnesota Vikings - SAT	Metrodome	L	16-34	63,881

## 2001: 7-9 (3RD-NFC WEST)

Head Coach: Jim Haslett					
9/9	at Buffalo Bills	Ralph Wilson Stadium	W	24-6	71,447
9/30	at New York Giants	Giants Stadium	L	13-21	78,451
10/7	MINNESOTA VIKINGS	LOUISIANA SUPERDOME	W	28-15	70,020
10/14	at Carolina Panthers	Ericsson Stadium	W	27-25	72,049
10/21	ATLANTA FALCONS	LOUISIANA SUPERDOME	L	13-20	70,020
10/28	at St. Louis Rams	Dome at America's Center	W	34-31	66,189
11/4	NEW YORK JETS - SN	LOUISIANA SUPERDOME	L	9-16	70,020
11/11	at San Francisco 49ers	3Com Park	L	27-28	68,083
11/18	INDIANAPOLIS COLTS	LOUISIANA SUPERDOME	W	34-20	70,020
11/25	at New England Patriots	Foxboro Stadium	L	17-34	60,292
12/2	CAROLINA PANTHERS	LOUISIANA SUPERDOME	W	27-23	70,020
12/9	at Atlanta Falcons	Georgia Dome	W	28-10	68,826
12/17	ST. LOUIS RAMS - MN	LOUISIANA SUPERDOME	L	21-34	70,332
12/23	at Tampa Bay Buccaneers	Raymond James Stadium	L	21-48	65,526
12/30	WASHINGTON - SN	LOUISIANA SUPERDOME	L	10-40	70,020
1/6	SAN FRANCISCO 49ERS	LOUISIANA SUPERDOME	L	0-38	70,020
				333-409	1,111,335

## 2002: 9-7 (3RD-NFC SOUTH)

Head Coach: Jim Haslett					
9/8	at Tampa Bay Buccaneers	Raymond James Stadium	W	26-20	OT 65,554
9/15	GREEN BAY PACKERS	LOUISIANA SUPERDOME	W	35-20	67,958
9/22	at Chicago Bears	Memorial Stadium	W	29-23	63,216
9/29	at Detroit Lions	Ford Field	L	21-26	60,023
10/6	PITTSBURGH STEELERS	LOUISIANA SUPERDOME	W	32-29	67,734
10/13	at Washington	FedExField	W	43-27	80,768
10/20	SAN FRANCISCO 49ERS	LOUISIANA SUPERDOME	W	35-27	67,903
10/27	ATLANTA FALCONS	LOUISIANA SUPERDOME	L	35-37	67,883
11/10	at Carolina Panthers	Ericsson Stadium	W	34-24	72,566
11/17	at Atlanta Falcons	Georgia Dome	L	17-24	70,382
11/24	CLEVELAND BROWNS	LOUISIANA SUPERDOME	L	15-24	68,295
12/1	TAMPA BAY BUCCANEERS - SN	LOUISIANA SUPERDOME	W	23-20	68,226
12/8	at Baltimore Ravens	Ravens Stadium	W	37-25	69,334
12/15	MINNESOTA VIKINGS	LOUISIANA SUPERDOME	L	31-32	67,851
12/22	at Cincinnati Bengals	Paul Brown Stadium	L	13-20	43,544
12/29	CAROLINA PANTHERS	LOUISIANA SUPERDOME	L	6-10	66,946
				432-388	1,068,183

## 2003: 8-8 (2ND-NFC SOUTH)

Head Coach: Jim Haslett					
9/7	at Seattle Seahawks	Seahawks Stadium	L	10-27	52,250
9/14	HOUSTON TEXANS	LOUISIANA SUPERDOME	W	31-10	68,390
9/21	at Tennessee Titans	The Coliseum	L	12-27	68,809
9/28	INDIANAPOLIS COLTS - SN	LOUISIANA SUPERDOME	L	21-55	70,020
10/5	at Carolina Panthers	Ericsson Stadium	L	13-19	72,496
10/12	CHICAGO BEARS	LOUISIANA SUPERDOME	W	20-13	68,390
10/19	at Atlanta Falcons	Georgia Dome	W	45-17	70,837
10/26	CAROLINA PANTHERS	LOUISIANA SUPERDOME	L	20-23	OT 68,370

## SEASON RESULTS (2003-06)

11/2	at Tampa Bay Buccaneers	Raymond James Stadium	W	17-14	65,524
11/16	<b>ATLANTA FALCONS</b>	<b>LOUISIANA SUPERDOME</b>	<b>W</b>	<b>23-20 OT</b>	<b>68,432</b>
11/23	at Philadelphia Eagles	Lincoln Financial Field	L	20-33	67,802
11/30	at Washington	FedExField	W	24-20	76,821
12/7	<b>TAMPA BAY BUCCANEERS</b>	<b>LOUISIANA SUPERDOME</b>	<b>L</b>	<b>7-14</b>	<b>68,442</b>
12/14	<b>NEW YORK GIANTS - SN</b>	<b>LOUISIANA SUPERDOME</b>	<b>W</b>	<b>45-7</b>	<b>68,399</b>
12/21	at Jacksonville Jaguars	ALLTEL Stadium	L	19-20	49,207
12/28	<b>DALLAS COWBOYS</b>	<b>LOUISIANA SUPERDOME</b>	<b>W</b>	<b>13-7</b>	<b>68,451</b>
				<b>340-326</b>	<b>1,072,640</b>

## 2004: 8-8 (2ND-NFC SOUTH)

<b>Head Coach: Jim Haslett</b>					
9/12	<b>SEATTLE SEAHAWKS</b>	<b>LOUISIANA SUPERDOME</b>	<b>L</b>	<b>7-21</b>	<b>64,900</b>
9/19	<b>SAN FRANCISCO 49ERS</b>	<b>LOUISIANA SUPERDOME</b>	<b>W</b>	<b>30-27</b>	<b>64,900</b>
9/26	at St. Louis Rams	Edward Jones Dome	W	28-25 OT	65,856
10/3	at Arizona Cardinals	Sun Devil Stadium	L	10-34	28,109
10/10	<b>TAMPA BAY BUCCANEERS</b>	<b>LOUISIANA SUPERDOME</b>	<b>L</b>	<b>17-20</b>	<b>64,900</b>
10/17	<b>MINNESOTA VIKINGS - SN</b>	<b>LOUISIANA SUPERDOME</b>	<b>L</b>	<b>31-38</b>	<b>64,900</b>
10/24	at Oakland Raiders	Network Associates Coliseum	W	31-26	45,337
11/7	at San Diego Chargers	Qualcomm Stadium	L	17-43	59,662
11/14	<b>KANSAS CITY CHIEFS</b>	<b>LOUISIANA SUPERDOME</b>	<b>W</b>	<b>27-20</b>	<b>64,900</b>
11/21	<b>DENVER BRONCOS</b>	<b>LOUISIANA SUPERDOME</b>	<b>L</b>	<b>13-34</b>	<b>64,900</b>
11/28	at Atlanta Falcons	Georgia Dome	L	21-24	70,521
12/5	<b>CAROLINA PANTHERS</b>	<b>LOUISIANA SUPERDOME</b>	<b>L</b>	<b>21-32</b>	<b>58,878</b>
12/12	at Dallas Cowboys	Texas Stadium	W	27-13	64,056
12/19	at Tampa Bay Buccaneers	Raymond James Stadium	W	21-17	65,075
12/26	<b>ATLANTA FALCONS</b>	<b>LOUISIANA SUPERDOME</b>	<b>W</b>	<b>26-13</b>	<b>64,900</b>
1/2	at Carolina Panthers	Bank of America Stadium	W	21-18	73,302
				<b>348-405</b>	<b>985,096</b>

## 2005: 3-13 (4TH-NFC SOUTH)

<b>Head Coach: Jim Haslett</b>					
9/11	at Carolina Panthers	Bank of America Stadium	W	23-20	72,920
9/19	<b>NEW YORK GIANTS - MN</b>	<b>GIANTS STADIUM</b>	<b>L</b>	<b>10-27</b>	<b>68,031</b>
9/25	at Minnesota Vikings	Metrodome	L	16-33	63,952
10/2	<b>BUFFALO BILLS</b>	<b>ALAMODOME</b>	<b>W</b>	<b>19-7</b>	<b>58,688</b>
10/9	at Green Bay Packers	Lambeau Field	L	3-52	70,580
10/16	<b>ATLANTA FALCONS</b>	<b>ALAMODOME</b>	<b>L</b>	<b>31-34</b>	<b>65,562</b>
10/23	at St. Louis Rams	Edward Jones Dome	L	17-28	64,586
10/30	<b>MIAMI DOLPHINS</b>	<b>TIGER STADIUM</b>	<b>L</b>	<b>6-21</b>	<b>61,643</b>
11/06	<b>CHICAGO BEARS</b>	<b>TIGER STADIUM</b>	<b>L</b>	<b>17-20</b>	<b>32,637</b>
11/20	at New England Patriots	Gillette Stadium	L	17-24	68,756
11/27	at New York Jets - SN	Giants Stadium	W	21-19	77,152
12/4	<b>TAMPA BAY BUCCANEERS</b>	<b>TIGER STADIUM</b>	<b>L</b>	<b>3-10</b>	<b>34,411</b>
12/12	at Atlanta Falcons - MN	Georgia Dome	L	17-36	70,083
12/18	<b>CAROLINA PANTHERS</b>	<b>TIGER STADIUM</b>	<b>L</b>	<b>10-27</b>	<b>32,551</b>
12/24	<b>DETROIT LIONS</b>	<b>ALAMODOME</b>	<b>L</b>	<b>12-13</b>	<b>63,747</b>
1/1	at Tampa Bay Buccaneers	Raymond James Stadium	L	13-27	65,379
				<b>235-398</b>	<b>970,678</b>

## 2006: 10-6 (1ST-NFC SOUTH)

<b>Head Coach: Sean Payton</b>					
9/10	at Cleveland Browns	Cleveland Browns Stadium	W	19-14	72,915
9/17	at Green Bay Packers	Lambeau Field	W	34-27	70,602
9/25	<b>ATLANTA FALCONS - MN</b>	<b>LOUISIANA SUPERDOME</b>	<b>W</b>	<b>23-3</b>	<b>70,003</b>
10/1	at Carolina Panthers	Bank of America Stadium	L	18-21	73,392
10/8	<b>TAMPA BAY BUCCANEERS</b>	<b>LOUISIANA SUPERDOME</b>	<b>W</b>	<b>24-21</b>	<b>68,183</b>
10/15	<b>PHILADELPHIA EAGLES</b>	<b>LOUISIANA SUPERDOME</b>	<b>W</b>	<b>27-24</b>	<b>68,269</b>
10/29	<b>BALTIMORE RAVENS</b>	<b>LOUISIANA SUPERDOME</b>	<b>L</b>	<b>22-35</b>	<b>69,152</b>
11/5	Tampa Bay Buccaneers	Raymond James Stadium	W	31-14	65,561

OWNER

FOOTBALL

ADMINISTRATION

RECORDS

HISTORY



## SEASON RESULTS (2006-09)

11/12	Pittsburgh Steelers	Heinz Field	L	31-38	68,001
11/19	CINCINNATI BENGALS	LOUISIANA SUPERDOME	L	16-31	68,001
11/26	Atlanta Falcons	Georgia Dome	W	31-13	70,933
12/3	SAN FRANCISCO 49ERS	LOUISIANA SUPERDOME	W	34-10	68,241
12/10	at Dallas Cowboys - SN	Texas Stadium	W	42-17	63,722
12/17	Washington	LOUISIANA SUPERDOME	L	10-16	69,052
12/24	at New York Giants	Giants Stadium	W	30-7	78,539
12/31	CAROLINA PANTHERS	LOUISIANA SUPERDOME	L	21-31	69,569
				413-322	1,108,045
NFC Divisional Playoff					
1/13	PHILADELPHIA EAGLES - SAT	LOUISIANA SUPERDOME	W	27-24	70,001
NFC Championship Game					
1/21	at Chicago Bears	Soldier Field	L	14-39	61,817

## 2007: 7-9 (3RD-NFC SOUTH)

Head Coach: Sean Payton					
9/6	at Indianapolis Colts - TN	RCA Dome	L	10-41	57,361
9/16	at Tampa Bay Buccaneers	Raymond James Stadium	L	14-31	65,178
9/24	TENNESSEE TITANS - MN	LOUISIANA SUPERDOME	L	14-31	70,002
10/7	CAROLINA PANTHERS	LOUISIANA SUPERDOME	L	13-16	70,001
10/14	at Seattle Seahawks - SN	Qwest Field	W	28-17	68,296
10/21	ATLANTA FALCONS	LOUISIANA SUPERDOME	W	22-16	69,994
10/28	at San Francisco 49ers	Monster Park	W	31-10	68,244
11/4	JACKSONVILLE JAGUARS	LOUISIANA SUPERDOME	W	41-24	70,009
11/11	ST. LOUIS RAMS	LOUISIANA SUPERDOME	L	29-37	70,003
11/18	at Houston Texans	Reliant Stadium	L	10-23	70,780
11/25	at Carolina Panthers	Bank of America Stadium	W	31-6	72,032
12/2	TAMPA BAY BUCCANEERS	LOUISIANA SUPERDOME	L	23-27	70,009
12/10	at Atlanta Falcons - MN	Georgia Dome	W	34-14	69,553
12/16	ARIZONA CARDINALS	LOUISIANA SUPERDOME	W	31-24	70,007
12/23	PHILADELPHIA EAGLES	LOUISIANA SUPERDOME	L	23-38	70,011
12/30	at Chicago Bears	Soldier Field	L	25-33	62,064
				379-388	1,093,544

## 2008: 8-8 (4TH-NFC SOUTH)

Head Coach: Sean Payton					
9/7	TAMPA BAY BUCCANEERS	LOUISIANA SUPERDOME	W	24-20	69,881
9/14	at Washington	FedExField	L	24-29	88,246
9/21	at Denver Broncos	INVECO Field at Mile High	L	32-34	75,713
9/28	SAN FRANCISCO 49ERS	LOUISIANA SUPERDOME	W	31-17	70,008
10/6	MINNESOTA VIKINGS - MN	LOUISIANA SUPERDOME	L	27-30	70,015
10/12	OAKLAND RAIDERS	LOUISIANA SUPERDOME	W	34-3	70,068
10/19	at Carolina Panthers	Bank of America Stadium	L	7-30	73,687
10/26	SAN DIEGO CHARGERS	WEMBLEY STADIUM	W	37-32	83,226
11/9	at Atlanta Falcons	Georgia Dome	L	20-34	64,826
11/16	at Kansas City Chiefs	Arrowhead Stadium	W	30-20	74,159
11/24	GREEN BAY PACKERS - MN	LOUISIANA SUPERDOME	W	51-29	70,668
11/30	at Tampa Bay Buccaneers	Raymond James Stadium	L	20-23	64,430
12/7	ATLANTA FALCONS	LOUISIANA SUPERDOME	W	29-25	70,011
12/11	at Chicago Bears - TN	Soldier Field	L	24-27	61,692
12/21	at Detroit Lions	Ford Field	W	42-7	49,309
12/28	CAROLINA PANTHERS	LOUISIANA SUPERDOME	L	31-33	69,999
				463-393	1,125,938

## 2009: 13-3 (1ST-NFC SOUTH)

Head Coach: Sean Payton					
9/13	DETROIT LIONS	LOUISIANA SUPERDOME	W	45-27	69,719
9/20	at Philadelphia Eagles	Lincoln Financial Field	W	48-22	69,144
9/27	at Buffalo Bills	Ralph Wilson Stadium	W	27-7	70,261

# SEASON RESULTS (2009-11)

10/4	NEW YORK JETS	LOUISIANA SUPERDOME	W	24-10	70,009
10/18	NEW YORK GIANTS	LOUISIANA SUPERDOME	W	48-27	70,011
10/25	at Miami Dolphins	LandShark Stadium	W	46-34	66,689
11/2	ATLANTA FALCONS - MN	LOUISIANA SUPERDOME	W	35-27	70,088
11/8	CAROLINA PANTHERS	LOUISIANA SUPERDOME	W	30-20	70,011
11/15	at St. Louis Rams	Edward Jones Dome	W	28-23	59,858
11/22	at Tampa Bay Buccaneers	Raymond James Stadium	W	38-7	62,720
11/30	NEW ENGLAND PATRIOTS - MN	LOUISIANA SUPERDOME	W	38-17	70,768
12/6	at Washington	FedExField	W	33-30 OT	84,520
12/13	at Atlanta Falcons	Georgia Dome	W	26-23	68,930
12/19	DALLAS COWBOYS - SAT	LOUISIANA SUPERDOME	L	17-24	70,213
12/27	TAMPA BAY BUCCANEERS	LOUISIANA SUPERDOME	L	17-20 OT	70,021
1/3	at Carolina Panthers	Bank of America Stadium	L	10-23	73,047
				510-341	1,116,009
NFC Divisional Playoff					
1/16	ARIZONA CARDINALS - SAT	LOUISIANA SUPERDOME	W	45-14	70,149
NFC Championship Game					
1/24	MINNESOTA VIKINGS	LOUISIANA SUPERDOME	W	31-28 OT	71,276
Super Bowl XLIV - Miami Gardens, Fla.					
2/7	vs. Indianapolis Colts	Sun Life Stadium	W	31-17	74,059

## 2010: 11-5 (2ND-NFC SOUTH)

Head Coach: Sean Payton					
9/9	MINNESOTA VIKINGS - TN	LOUISIANA SUPERDOME	W	14-9	70,051
9/20	at San Francisco 49ers - MN	Candlestick Park	W	25-22	69,732
9/26	ATLANTA FALCONS	LOUISIANA SUPERDOME	L	24-27 OT	70,051
10/3	CAROLINA PANTHERS	LOUISIANA SUPERDOME	W	16-14	70,016
10/10	at Arizona Cardinals	University of Phoenix Stadium	L	20-30	62,621
10/17	at Tampa Bay Buccaneers	Raymond James Stadium	W	31-6	51,759
10/24	CLEVELAND BROWNS	LOUISIANA SUPERDOME	L	17-30	70,077
10/31	PITTSBURGH STEELERS - SN	LOUISIANA SUPERDOME	W	20-10	70,011
11/7	at Carolina Panthers	Bank of America Stadium	W	34-3	73,191
11/21	SEATTLE SEAHAWKS	LOUISIANA SUPERDOME	W	34-19	70,015
11/25	at Dallas Cowboys - THUR	Cowboys Stadium	W	30-27	93,985
12/5	at Cincinnati Bengals	Paul Brown Stadium	W	34-30	59,963
12/12	ST. LOUIS RAMS	LOUISIANA SUPERDOME	W	31-13	70,015
12/19	at Baltimore Ravens	M&T Bank Stadium	L	24-30	59,963
12/27	at Atlanta Falcons - MN	Georgia Dome	W	17-14	70,144
1/2	TAMPA BAY BUCCANEERS	LOUISIANA SUPERDOME	L	13-23	70,068
				384-307	1,113,131
NFC Wild Card Playoff					
1/8	at Seattle Seahawks - SAT	Qwest Field	L	36-41	66,336

## 2011: 13-3 (1ST-NFC SOUTH)

Head Coach: Sean Payton					
9/8	at Green Bay Packers - TN	Lambeau Field	L	34-42	70,555
9/18	CHICAGO BEARS	LOUISIANA SUPERDOME	W	30-13	73,109
9/25	HOUSTON TEXANS	LOUISIANA SUPERDOME	W	40-33	73,002
10/2	at Jacksonville Jaguars	EverBank Field	W	23-10	62,471
10/9	at Carolina Panthers	Bank of America Stadium	W	30-27	72,769
10/16	at Tampa Bay Buccaneers	Raymond James Stadium	L	20-26	56,590
10/23	INDIANAPOLIS COLTS - SN	MERCEDES-BENZ SUPERDOME	W	62-7	73,012
10/30	at St. Louis Rams	Edward Jones Dome	L	21-31	57,179
11/6	TAMPA BAY BUCCANEERS	MERCEDES-BENZ SUPERDOME	W	27-16	73,043
11/13	at Atlanta Falcons	Georgia Dome	W	26-23 OT	70,359
11/28	NEW YORK GIANTS - MN	MERCEDES-BENZ SUPERDOME	W	49-24	73,068
12/4	DETROIT LIONS - SN	MERCEDES-BENZ SUPERDOME	W	31-17	73,042
12/11	at Tennessee Titans	LP Field	W	22-17	69,143
12/18	at Minnesota Vikings	Mall of America Field	W	42-20	62,623
12/26	ATLANTA FALCONS - MN	MERCEDES-BENZ SUPERDOME	W	45-16	73,085

## SEASON RESULTS (2011-14)

1/1	CAROLINA PANTHERS	MERCEDES-BENZ SUPERDOME	W	45-17 547-339	73,065 1,106,095
NFC Wild Card Playoff					
1/7	DETROIT LIONS - SAT	MERCEDES-BENZ SUPERDOME	W	45-28	73,038
NFC Divisional Playoff					
1/14	at San Francisco 49ers - SAT	Candlestick Park	L	32-36	69,732

## 2012: 7-9 (3RD-NFC SOUTH)

Head Coaches: Aaron Kromer (6 games, 2-4) &amp; Joe Vitt (10 games, 5-5)

9/9	WASHINGTON	MERCEDES-BENZ SUPERDOME	L	32-40	72,180
9/16	at Carolina Panthers	Bank of America Stadium	L	27-35	72,879
9/23	KANSAS CITY CHIEFS	MERCEDES-BENZ SUPERDOME	L	24-27 OT	72,226
9/30	at Green Bay Packers	Lambeau Field	L	27-28	70,571
10/7	SAN DIEGO CHARGERS - SN	MERCEDES-BENZ SUPERDOME	W	31-24	73,109
10/21	at Tampa Bay Buccaneers	Raymond James Stadium	W	35-28	58,906
10/28	at Denver Broncos - SN	Sports Authority Fld. at Mile High	L	14-34	76,832
11/5	PHILADELPHIA EAGLES - MN	MERCEDES-BENZ SUPERDOME	W	28-13	73,099
11/11	ATLANTA FALCONS	MERCEDES-BENZ SUPERDOME	W	31-27	73,126
11/18	at Oakland Raiders	O.co Coliseum	W	38-17	56,880
11/25	SAN FRANCISCO 49ERS	MERCEDES-BENZ SUPERDOME	L	21-31	73,147
11/29	at Atlanta Falcons - TN	Georgia Dome	L	13-23	70,514
12/9	at New York Giants	MetLife Stadium	L	27-52	81,437
12/16	TAMPA BAY BUCCANEERS	MERCEDES-BENZ SUPERDOME	W	41-0	73,096
12/23	at Dallas Cowboys	Cowboys Stadium	W	34-31 OT	92,570
12/30	CAROLINA PANTHERS	MERCEDES-BENZ SUPERDOME	L	38-44	73,124
				461-454	1,163,696

## 2013: 11-5 (2ND-NFC SOUTH)

Head Coach: Sean Payton

9/8	ATLANTA FALCONS	MERCEDES-BENZ SUPERDOME	W	23-17	72,348
9/15	at Tampa Bay Buccaneers	Raymond James Stadium	W	16-14	60,870
9/22	ARIZONA CARDINALS	MERCEDES-BENZ SUPERDOME	W	31-7	73,057
9/30	MIAMI DOLPHINS - MN	MERCEDES-BENZ SUPERDOME	W	38-17	73,118
10/6	at Chicago Bears	Soldier Field	W	26-18	62,361
10/13	at New England Patriots	Gillette Stadium	L	27-30	68,756
10/27	BUFFALO BILLS	MERCEDES-BENZ SUPERDOME	W	49-17	73,018
11/3	at New York Jets	MetLife Stadium	L	20-26	76,957
11/10	DALLAS COWBOYS - SN	MERCEDES-BENZ SUPERDOME	W	49-24	73,068
11/17	SAN FRANCISCO 49ERS	MERCEDES-BENZ SUPERDOME	W	23-20	73,025
11/21	at Atlanta Falcons - TN	Georgia Dome	W	17-13	70,422
12/2	at Seattle Seahawks - MN	CenturyLink Field	L	7-34	68,387
12/8	CAROLINA PANTHERS - SN	MERCEDES-BENZ SUPERDOME	W	31-13	73,089
12/15	at St. Louis Rams	Edward Jones Dome	L	16-27	58,442
12/22	at Carolina Panthers	Bank of America Stadium	L	13-17	73,825
12/29	TAMPA BAY BUCCANEERS	MERCEDES-BENZ SUPERDOME	W	42-17	73,150
				414-304	1,123,230
NFC Wild Card Playoff					
1/7	at Philadelphia Eagles - SAT	Lincoln Financial Field	W	26-24	69,144
NFC Divisional Playoff					
1/14	at Seattle Seahawks - SAT	CenturyLink Field	L	15-23	68,388

## 2014: 7-9 (2ND-NFC SOUTH)

Head Coach: Sean Payton

9/7	at Atlanta Falcons	Georgia Dome	L	34-37 OT	70,706
9/14	at Cleveland Browns	FirstEnergy Stadium	L	24-26	67,407
9/21	MINNESOTA VIKINGS	MERCEDES-BENZ SUPERDOME	W	20-9	73,005
9/28	at Dallas Cowboys - SN	AT&T Stadium	L	17-38	91,176

## SEASON RESULTS (2014-17)

10/5	TAMPA BAY BUCCANEERS	MERCEDES-BENZ SUPERDOME	W	37-31	OT	73,004
10/19	at Detroit Lions	Ford Field	L	23-24		63,271
10/26	GREEN BAY PACKERS - SN	MERCEDES-BENZ SUPERDOME	W	44-23		73,146
10/30	at Carolina Panthers - TN	Bank of America Stadium	W	28-10		73,663
11/9	SAN FRANCISCO 49ERS	MERCEDES-BENZ SUPERDOME	L	24-27	OT	73,129
11/16	CINCINNATI BENGALS	MERCEDES-BENZ SUPERDOME	L	10-27		73,073
11/24	BALTIMORE RAVENS - MN	MERCEDES-BENZ SUPERDOME	L	27-34		73,373
11/30	at Pittsburgh Steelers	Heinz Field	W	35-32		61,916
12/7	CAROLINA PANTHERS	MERCEDES-BENZ SUPERDOME	L	10-41		73,006
12/15	at Chicago Bears - MN	Soldier Field	W	31-15		60,996
12/21	ATLANTA FALCONS	MERCEDES-BENZ SUPERDOME	L	14-30		73,164
12/28	at Tampa Bay Buccaneers	Raymond James Stadium	W	23-20		59,952
				401-424		1,133,987

## 2015: 7-9 (3RD-NFC SOUTH)

Head Coach: Sean Payton						
9/13	at Arizona Cardinals	University of Phoenix Stadium	L	19-31		62,903
9/20	TAMPA BAY BUCCANEERS	MERCEDES-BENZ SUPERDOME	L	19-26		73,006
9/27	at Carolina Panthers	Bank of America Stadium	L	22-27		73,402
10/4	DALLAS COWBOYS - SN	MERCEDES-BENZ SUPERDOME	W	26-20	OT	73,009
10/11	at Philadelphia Eagles	Lincoln Financial Field	L	17-39		69,296
10/15	ATLANTA FALCONS - TN	MERCEDES-BENZ SUPERDOME	W	31-21		73,018
10/25	at Indianapolis Colts	Lucas Oil Stadium	W	27-21		66,420
11/1	NEW YORK GIANTS	MERCEDES-BENZ SUPERDOME	W	52-49		73,019
11/8	TENNESSEE TITANS	MERCEDES-BENZ SUPERDOME	L	28-34	OT	73,075
11/15	at Washington	FedExField	L	14-47		75,086
11/29	at Houston Texans	NRG Stadium	L	6-24		71,778
12/6	CAROLINA PANTHERS	MERCEDES-BENZ SUPERDOME	L	38-41		73,097
12/13	at Tampa Bay Buccaneers	Raymond James Stadium	W	24-17		62,138
12/21	DETROIT LIONS - MN	MERCEDES-BENZ SUPERDOME	L	27-35		73,017
12/27	JACKSONVILLE JAGUARS	MERCEDES-BENZ SUPERDOME	W	38-27		73,064
1/3	at Atlanta Falcons	Georgia Dome	W	20-17		69,699
				408-476		1,135,027

## 2016: 7-9 (3RD-NFC SOUTH)

Head Coach: Sean Payton						
9/11	OAKLAND RAIDERS	MERCEDES-BENZ SUPERDOME	L	34-35		73,028
9/18	at New York Giants	MetLife Stadium	L	13-16		77,727
9/26	ATLANTA FALCONS - MN	MERCEDES-BENZ SUPERDOME	L	32-45		73,003
10/2	at San Diego Chargers	Qualcomm Stadium	W	35-34		60,641
10/16	CAROLINA PANTHERS	MERCEDES-BENZ SUPERDOME	W	41-38		73,138
10/23	at Kansas City Chiefs	Arrowhead Stadium	L	21-27		76,282
10/30	SEATTLE SEAHAWKS	MERCEDES-BENZ SUPERDOME	W	25-20		73,188
11/6	at San Francisco 49ers	Levi's Stadium	W	41-23		70,178
11/13	DENVER BRONCOS	MERCEDES-BENZ SUPERDOME	L	23-25		73,138
11/17	at Carolina Panthers - TN	Bank of America Stadium	L	20-23		73,288
11/27	LOS ANGELES RAMS	MERCEDES-BENZ SUPERDOME	W	49-21		73,067
12/4	DETROIT LIONS	MERCEDES-BENZ SUPERDOME	L	13-28		73,137
12/11	at Tampa Bay Buccaneers	Raymond James Stadium	L	11-16		62,140
12/18	at Arizona Cardinals	University of Phoenix Stadium	W	48-41		65,072
12/24	TAMPA BAY BUCCANEERS	MERCEDES-BENZ SUPERDOME	W	31-24		73,177
1/1	at Atlanta Falcons	Georgia Dome	L	32-38		70,835
				469-454		1,141,039

## 2017: 11-5 (1ST-NFC SOUTH)

Head Coach: Sean Payton						
9/11	at Minnesota Vikings - MN	U.S. Bank Stadium	L	19-29		66,606
9/17	NEW ENGLAND PATRIOTS	MERCEDES-BENZ SUPERDOME	L	20-36		73,168
9/24	at Carolina Panthers	Bank of America Stadium	W	34-13		73,775
10/1	at Miami Dolphins	Wembley Stadium	W	20-0		84,423

## SEASON RESULTS (2017-19)

10/15	DETROIT LIONS	MERCEDES-BENZ SUPERDOME	W	52-38	73,117
10/22	at Green Bay Packers	Lambeau Field	W	26-17	78,380
11/5	TAMPA BAY BUCCANEERS	MERCEDES-BENZ SUPERDOME	W	30-10	73,121
11/19	WASHINGTON	MERCEDES-BENZ SUPERDOME	W	34-31 OT	73,138
11/16	at Los Angeles Rams	L. A. Memorial Coliseum	L	20-26	62,006
12/3	CAROLINA PANTHERS	MERCEDES-BENZ SUPERDOME	W	31-21	73,171
12/7	at Atlanta Falcons - TN	Mercedes-Benz Stadium	L	17-20	72,866
12/17	NEW YORK JETS	MERCEDES-BENZ SUPERDOME	W	31-19	73,018
12/24	ATLANTA FALCONS	MERCEDES-BENZ SUPERDOME	W	23-13	73,188
12/31	at Tampa Bay Buccaneers	Raymond James Stadium	L	24-31	55,376
				448-326	1,146,046
NFC Wild Card Playoff					
1/7	CAROLINA PANTHERS	MERCEDES-BENZ SUPERDOME	W	31-26	73,186
NFC Divisional Playoff					
1/14	at Minnesota Vikings	U.S. Bank Stadium	L	24-29	66,612

## 2018: 13-3 (1ST-NFC SOUTH)

Head Coach: Sean Payton					
9/9	TAMPA BAY BUCCANEERS	MERCEDES-BENZ SUPERDOME	L	40-48	73,038
9/16	CLEVELAND BROWNS	MERCEDES-BENZ SUPERDOME	W	21-18	73,086
9/23	at Atlanta Falcons	Mercedes-Benz Stadium	W	43-37 OT	74,457
9/30	at New York Giants	MetLife Stadium	W	33-18	78,213
10/8	WASHINGTON - MN	MERCEDES-BENZ SUPERDOME	W	43-19	73,028
10/21	at Baltimore Ravens	M&T Bank Stadium	W	24-23	70,639
10/28	at Minnesota Vikings - SN	U.S. Bank Stadium	W	30-20	66,801
11/4	LOS ANGELES RAMS	MERCEDES-BENZ SUPERDOME	W	45-35	73,086
11/11	at Cincinnati Bengals	Paul Brown Stadium	W	51-14	52,492
11/18	PHILADELPHIA EAGLES	MERCEDES-BENZ SUPERDOME	W	48-7	73,042
11/22	ATLANTA FALCONS - TN	MERCEDES-BENZ SUPERDOME	W	31-17	73,017
11/29	at Dallas Cowboys - TN	AT&T Stadium	L	10-13	93,004
12/9	at Tampa Bay Buccaneers	Raymond James Stadium	W	28-14	53,495
12/17	at Carolina Panthers - MN	Bank of America Stadium	W	12-9	74,188
12/23	PITTSBURGH STEELERS	MERCEDES-BENZ SUPERDOME	W	31-28	73,086
12/30	CAROLINA PANTHERS	MERCEDES-BENZ SUPERDOME	L	14-33	73,028
				504-353	1,147,430
NFC Divisional Playoff					
1/13	PHILADELPHIA EAGLES	MERCEDES-BENZ SUPERDOME	W	20-14	73,027
NFC Championship Game					
1/20	LOS ANGELES RAMS	MERCEDES-BENZ SUPERDOME	L	23-26 OT	73,028

## 2019: 13-3 (1ST-NFC SOUTH)

Head Coach: Sean Payton					
9/9	HOUSTON TEXANS - MN	MERCEDES-BENZ SUPERDOME	W	30-28	73,039
9/15	at Los Angeles Rams	L.A. Memorial Coliseum	L	9-27	71,460
9/22	at Seattle Seahawks	CenturyLink Field	W	33-27	69,005
9/29	DALLAS COWBOYS - SN	MERCEDES-BENZ SUPERDOME	W	12-10	73,086
10/6	TAMPA BAY BUCCANEERS	MERCEDES-BENZ SUPERDOME	W	31-24	73,029
10/13	at Jacksonville Jaguars	TIAA Bank Field	W	13-6	64,341
10/20	at Chicago Bears	Soldier Field	W	36-25	62,306
10/27	ARIZONA CARDINALS	MERCEDES-BENZ SUPERDOME	W	31-9	73,064
11/10	ATLANTA FALCONS	MERCEDES-BENZ SUPERDOME	L	9-26	73,283
11/17	at Tampa Bay Buccaneers	Raymond James Stadium	W	34-17	54,333
11/24	CAROLINA PANTHERS	MERCEDES-BENZ SUPERDOME	W	34-31	73,068
11/28	at Atlanta Falcons - TN	Mercedes-Benz Stadium	W	26-18	71,993
12/8	SAN FRANCISCO 49ERS	MERCEDES-BENZ SUPERDOME	L	46-48	73,038
12/16	INDIANAPOLIS COLTS - MN	MERCEDES-BENZ SUPERDOME	W	34-7	73,053
12/22	at Tennessee Titans	Nissan Stadium	W	38-28	66,756
12/29	at Carolina Panthers	Bank of America Stadium	W	42-10	72,203
				458-341	1,044,004
NFC Wild Card Playoff					
1/5	MINNESOTA VIKINGS	MERCEDES-BENZ SUPERDOME	L	20-26 OT	73,038



# SEASON RESULTS (2020)

## 2020: 12-4 (1ST-NFC SOUTH)

		Head Coach: Sean Payton			
9/13	TAMPA BAY BUCCANEERS	MERCEDES-BENZ SUPERDOME	W	34-23	
9/21	at Las Vegas Raiders - MN	Allegiant Stadium	L	24-34	
9/27	GREEN BAY PACKERS - SN	MERCEDES-BENZ SUPERDOME	L	30-37	748
10/4	at Detroit Lions	Ford Field	W	35-29	
10/12	LOS ANGELES CHARGERS-MN	MERCEDES-BENZ SUPERDOME	W	30-27 OT	749
10/25	CAROLINA PANTHERS	MERCEDES-BENZ SUPERDOME	W	27-24	3,000
11/1	at Chicago Bears	Soldier Field	W	26-23 OT	
11/8	at Tampa Bay Buccaneers-SN	Raymond James Stadium	W	38-3	15,740
11/15	SAN FRANCISCO 49ERS	MERCEDES-BENZ SUPERDOME	W	27-13	5,979
11/22	ATLANTA FALCONS	MERCEDES-BENZ SUPERDOME	W	24-9	6,000
11/29	at Denver Broncos	Empower Field at Mile High	W	31-3	
12/6	at Atlanta Falcons	Mercedes-Benz Stadium	W	21-16	8,713
12/13	at Philadelphia Eagles	Lincoln Financial Field	L	21-24	
12/20	KANSAS CITY CHIEFS	MERCEDES-BENZ SUPERDOME	L	29-32	3,000
12/25	MINNESOTA VIKING-FR	MERCEDES-BENZ SUPERDOME	W	52-33	3,000
1/3	at Carolina Panthers	Bank of America Stadium	W	33-7	1,500
				482-337	48,429
		NFC Wild Card Playoff			
1/10	CHICAGO BEARS	MERCEDES-BENZ SUPERDOME	W	21-9	3,000
		NFC Divisional Playoff			
1/17	TAMPA BAY BUCCANEERS	MERCEDES-BENZ SUPERDOME	L	20-30	3,750

OWNER

FOOTBALL

ADMINISTRATION

RECORDS

HISTORY

# YEAR-BY-YEAR RESULTS

## REGULAR SEASON

Year	Overall	Pct.	Division	Coach	Home	Pct.	Road	Pct.
1967	3-11	.214	4th-Capitol	Tom Fears	2-5	.286	1-6	.167
1968	4-9-1	.321	3rd-Century	Tom Fears	3-4	.429	1-5-1	.143
1969	5-9	.357	3rd-Capitol	Tom Fears	3-4	.429	2-5	.286
1970	2-11-1	.179	4th-NFC West	Tom Fears (1-5-1)* J.D. Roberts (1-6)	2-5	.286	0-6-1	.071
1971	4-8-2	.357	4th-NFC West	J.D. Roberts	2-4-1	.357	2-4-1	.357
1972	2-11-1	.179	4th-NFC West	J.D. Roberts	2-5	.286	0-6-1	.071
1973	5-9	.357	3rd-NFC West	John North	5-2	.714	0-7	.000
1974	5-9	.357	3rd-NFC West	John North	4-3	.571	1-6	.167
1975	2-12	.143	4th-NFC West	John North (1-5)# Ernie Hefferle (1-7)	2-5	.286	0-7	.000
1976	4-10	.286	4th-NFC West	Hank Stram	2-5	.286	2-5	.286
1977	3-11	.214	4th-NFC West	Hank Stram	2-5	.286	1-6	.167
1978	7-9	.438	3rd-NFC West	Dick Nolan	3-5	.375	4-4	.500
1979	8-8	.500	2nd-NFC West	Dick Nolan	3-5	.375	5-3	.625
1980	1-15	.063	4th-NFC West	Dick Nolan (0-12)+ Dick Stanfel (1-3)	0-8	.000	1-7	.125
1981	4-12	.250	4th-NFC West	Bum Phillips	2-6	.250	2-6	.250
1982	4-5	.444	2nd-NFC West **	Bum Phillips	2-3	.400	2-2	.500
1983	8-8	.500	3rd-NFC West	Bum Phillips	5-3	.625	3-5	.375
1984	7-9	.438	3rd-NFC West	Bum Phillips	3-5	.375	4-4	.500
1985	5-11	.313	3rd-NFC West	Bum Phillips (4-8)~ Wade Phillips (1-3)	3-5	.375	2-6	.250
1986	7-9	.438	4th-NFC West	Jim Mora	4-4	.500	3-5	.375
1987	12-3	.800	2nd-NFC West	Jim Mora	6-1	.857	6-2	.750
NFC Wild Card Playoffs: vs. <i>Minnesota</i> , L 10-44								
1988	10-6	.625	3rd-NFC West	Jim Mora	5-3	.625	5-3	.625
1989	9-7	.563	3rd-NFC West	Jim Mora	5-3	.625	4-4	.500
1990	8-8	.500	2nd-NFC West	Jim Mora	5-3	.625	3-5	.375
NFC Wild Card Playoffs: at <i>Chicago</i> , L 6-16								
1991	11-5	.688	1st-NFC West	Jim Mora	6-2	.750	5-3	.625
NFC Wild Card Playoffs: vs. <i>Atlanta</i> , L 20-27								
1992	12-4	.750	2nd-NFC West	Jim Mora	6-2	.750	6-2	.750
NFC Wild Card Playoffs: vs. <i>Philadelphia</i> , L 20-36								
1993	8-8	.500	2nd-NFC West	Jim Mora	4-4	.500	4-4	.500
1994	7-9	.438	2nd-NFC West	Jim Mora	3-5	.375	4-4	.500
1995	7-9	.438	5th-NFC West	Jim Mora	4-4	.500	3-5	.375
1996	3-13	.188	5th-NFC West	Jim Mora (2-6)† Rick Venturi (1-7)	2-6	.250	1-7	.125
1997	6-10	.375	4th-NFC West	Mike Ditka	3-5	.375	3-5	.375
1998	6-10	.375	3rd-NFC West	Mike Ditka	4-4	.500	2-6	.250
1999	3-13	.188	5th-NFC West	Mike Ditka	3-5	.375	0-8	.000
2000	10-6	.625	1st-NFC West	Jim Haslett	3-5	.375	7-1	.875
NFC Wild Card Playoffs: vs. <i>St. Louis Rams</i> , W 31-28; NFC Divisional Playoff: at <i>Minnesota</i> , L 16-34								
2001	7-9	.438	3rd-NFC West	Jim Haslett	3-5	.375	4-4	.500
2002	9-7	.563	3rd-NFC West	Jim Haslett	4-4	.500	5-3	.625
2003	8-8	.500	2nd-NFC South	Jim Haslett	5-3	.625	3-5	.375
2004	8-8	.500	2nd-NFC South	Jim Haslett	3-5	.375	5-3	.625
2005	3-13	.188	4th-NFC South	Jim Haslett	1-7	.125	2-6	.250

# YEAR-BY-YEAR RESULTS

2006	10-6	.625	1st-NFC South	Sean Payton	4-4	.500	6-2	.750
NFC Divisional Playoffs: vs. <i>Philadelphia</i> , W 27-24; NFC Championship: at <i>Chicago</i> , L 14-39								
2007	7-9	.438	3rd-NFC South	Sean Payton	3-5	.375	4-4	.500
2008	8-8	.500	4th-NFC South	Sean Payton	6-2	.750	2-6	.250
2009	13-3	.813	1st-NFC South	Sean Payton	6-2	.750	7-1	.875
NFC Divisional Playoffs: vs. <i>Arizona</i> , W 45-14; NFC Championship: vs. <i>Minnesota</i> , W 31-28 (OT); Super Bowl XLIV: vs. <i>Indianapolis</i> , W 31-17								
2010	11-5	.688	2nd-NFC South	Sean Payton	5-3	.625	6-2	.750
NFC Wild Card Playoffs: at <i>Seattle</i> , L 36-41								
2011	13-3	.813	1st-NFC South	Sean Payton	8-0	1.000	5-3	.625
NFC Wild Card Playoffs: vs. <i>Detroit</i> , W 45-28; NFC Divisional Playoffs: at <i>San Francisco</i> , L 32-36								
2012	7-9	.438	3rd-NFC South	Aaron Kromer (2-4) Joe Vitt (5-5)	4-4	.500	3-5	.375
2013	11-5	.688	2nd-NFC South	Sean Payton	8-0	1.000	3-5	.375
NFC Wild Card Playoffs: at <i>Philadelphia</i> , W 26-24; NFC Divisional Playoffs: at <i>Seattle</i> , L 14-23								
2014	7-9	.438	2nd-NFC South	Sean Payton	3-5	.375	4-4	.500
2015	7-9	.438	3rd-NFC South	Sean Payton	4-4	.500	3-5	.375
2016	7-9	.438	3rd-NFC South	Sean Payton	4-4	.500	3-5	.375
2017	11-5	.688	1st-NFC South	Sean Payton	7-1	.875	4-4	.500
NFC Wild Card Playoffs: vs. <i>Carolina</i> , W 31-26; NFC Divisional Playoffs: at <i>Minnesota</i> , L 24-29								
2018	13-3	.813	1st-NFC South	Sean Payton	6-2	.750	7-1	.875
NFC Divisional Playoffs: vs. <i>Philadelphia</i> , W 20-14; NFC Championship: vs. <i>L.A. Rams</i> , L 23-26 (OT)								
2019	13-3	.813	1st-NFC South	Sean Payton	6-2	.750	7-1	.875
NFC Wild Card Playoffs: vs. <i>Minnesota</i> , L 20-26 (OT)								
2020	12-4	.750	1st-NFC South	Sean Payton	6-2	.750	6-2	.750
NFC Wild Card Playoffs: vs. <i>Chicago</i> , W 21-9; NFC Divisional Playoffs: vs. <i>Tampa Bay</i> , L 20-30								

## REGULAR SEASON

	Overall	Pct.	Home	Pct.	Road	Pct.
Totals Since 1967:	387-442-5	.467	209-207-1	.503	178-235-4	.432
Tulane Stadium (1967-74):			23-32-1			.420
Mercedes-Benz Superdome (1975-2004, 2006-present):			185-167			.526
Giants Stadium (2005):			0-1			.000
San Antonio Alamodome (2005):			1-2			.333
Tiger Stadium (2005):			0-4			.000
Wembley Stadium (2008):			1-0			1.000

## POSTSEASON

	Overall <sup>§</sup>	Pct.	Home	Pct.	Road	Pct.
Totals	10-13	.435	8-6	.571	1-7	.125

§ - includes Super Bowl XLIV (neutral site).

OWNER

FOOTBALL

ADMINISTRATION

RECORDS

HISTORY

## SERIES RECORDS

REGULAR SEASON (Home Games in Bold)

## ARIZONA CARDINALS (15-15-0)

Date	W/L	Score	Site	Attendance
12/3/67	L	20-31	Busch Stadium	41,171
<b>9/29/68</b>	<b>L</b>	<b>20-21</b>	<b>Tulane Stadium</b>	<b>79,021</b>
10/27/68	L	17-31	Busch Stadium	45,476
11/2/69	W	51-42	Busch Stadium	46,718
10/11/70	L	17-24	Busch Stadium	45,294
<b>12/8/74</b>	<b>W</b>	<b>14-0</b>	<b>Tulane Stadium</b>	<b>57,152</b>
10/23/77	L	31-49	Busch Stadium	48,417
<b>10/5/80</b>	<b>L</b>	<b>7-40</b>	<b>Louisiana Superdome</b>	<b>45,388</b>
12/6/81	L	3-30	Busch Stadium	46,923
<b>9/12/82</b>	<b>L</b>	<b>7-21</b>	<b>Louisiana Superdome</b>	<b>58,673</b>
<b>9/4/83</b>	<b>W</b>	<b>28-17</b>	<b>Louisiana Superdome</b>	<b>60,430</b>
<b>9/23/84</b>	<b>W</b>	<b>34-24</b>	<b>Louisiana Superdome</b>	<b>58,723</b>
12/8/85	L	16-28	Busch Stadium	29,527
11/16/86	W	16-7	Busch Stadium	32,069
10/11/87	L	19-24	Busch Stadium	11,795
<b>9/23/90</b>	<b>W</b>	<b>28-7</b>	<b>Louisiana Superdome</b>	<b>61,110</b>
12/22/91	W	27-3	Sun Devil Stadium	30,928
10/18/92	W	30-21	Sun Devil Stadium	27,735
10/31/93	W	20-17	Sun Devil Stadium	36,778
<b>9/22/96</b>	<b>L</b>	<b>14-28</b>	<b>Louisiana Superdome</b>	<b>34,316</b>
<b>12/14/97</b>	<b>W</b>	<b>27-10</b>	<b>Louisiana Superdome</b>	<b>45,517</b>
12/20/98	L	17-19	Sun Devil Stadium	51,617
10/29/00	W	21-10	Sun Devil Stadium	35,016
10/30/04	L	10-34	Sun Devil Stadium	29,109
<b>12/16/07</b>	<b>W</b>	<b>31-24</b>	<b>Louisiana Superdome</b>	<b>70,007</b>
10/10/10	L	20-30	Univ. of Phoenix Stadium	62,621
<b>9/22/13</b>	<b>W</b>	<b>31-7</b>	<b>Mercedes-Benz Superdome</b>	<b>73,057</b>
9/13/15	L	19-31	Univ. of Phoenix Stadium	62,903
12/18/16	W	48-41	Univ. of Phoenix Stadium	65,072
<b>10/27/19</b>	<b>W</b>	<b>31-9</b>	<b>Mercedes-Benz Superdome</b>	<b>73,064</b>

## ATLANTA FALCONS (51-52-0)

11/26/67	W	27-24	Tulane Stadium	83,437
12/7/69	L	17-45	Atlanta Stadium	51,021
<b>9/20/70</b>	<b>L</b>	<b>3-14</b>	<b>Tulane Stadium</b>	<b>77,042</b>
10/25/70	L	14-32	Atlanta Stadium	58,850
10/24/71	L	6-28	Atlanta Stadium	58,850
<b>12/19/71</b>	<b>L</b>	<b>20-24</b>	<b>Tulane Stadium</b>	<b>75,954</b>
<b>10/15/72</b>	<b>L</b>	<b>14-21</b>	<b>Tulane Stadium</b>	<b>66,294</b>
11/12/72	L	20-36	Atlanta Stadium	58,850
<b>9/16/73</b>	<b>L</b>	<b>7-62</b>	<b>Tulane Stadium</b>	<b>66,428</b>
12/16/73	L	10-14	Atlanta Stadium	34,147
<b>9/29/74</b>	<b>W</b>	<b>14-13</b>	<b>Tulane Stadium</b>	<b>62,273</b>
10/20/74	W	13-3	Atlanta Stadium	47,217
10/5/75	L	7-14	Atlanta Stadium	29,444
<b>11/2/75</b>	<b>W</b>	<b>23-7</b>	<b>Louisiana Superdome</b>	<b>49,342</b>
<b>10/10/76</b>	<b>W</b>	<b>30-0</b>	<b>Louisiana Superdome</b>	<b>51,521</b>
10/31/76	L	20-23	Atlanta-Fulton Co. Std.	34,127
<b>11/20/77</b>	<b>W</b>	<b>21-20</b>	<b>Louisiana Superdome</b>	<b>43,135</b>
12/18/77	L	7-35	Atlanta-Fulton Co. Std.	36,895
<b>11/12/78</b>	<b>L</b>	<b>17-20</b>	<b>Louisiana Superdome</b>	<b>70,323</b>
11/26/78	L	17-20	Atlanta-Fulton Co. Std.	55,121
<b>9/17/79</b>	<b>L</b>	<b>34-40</b>	<b>Louisiana Superdome</b>	<b>70,940</b>
11/25/79	W	37-6	Atlanta-Fulton Co. Std.	42,815
<b>10/19/80</b>	<b>L</b>	<b>14-41</b>	<b>Louisiana Superdome</b>	<b>62,651</b>
11/16/80	L	13-31	Atlanta-Fulton Co. Std.	53,871
9/6/81	L	0-27	Atlanta-Fulton Co. Std.	57,406
<b>11/1/81</b>	<b>L</b>	<b>10-41</b>	<b>Louisiana Superdome</b>	<b>63,637</b>
12/12/82	L	0-35	Atlanta-Fulton Co. Std.	39,535
<b>12/8/83</b>	<b>W</b>	<b>35-6</b>	<b>Louisiana Superdome</b>	<b>47,336</b>
10/9/83	W	19-17	Atlanta-Fulton Co. Std.	51,654
<b>11/6/83</b>	<b>W</b>	<b>27-10</b>	<b>Louisiana Superdome</b>	<b>67,062</b>
<b>9/2/84</b>	<b>L</b>	<b>28-36</b>	<b>Louisiana Superdome</b>	<b>66,652</b>
11/11/84	W	17-13	Atlanta-Fulton Co. Std.	40,590
10/20/85	L	24-31	Atlanta-Fulton Co. Std.	44,784
<b>12/22/85</b>	<b>L</b>	<b>10-16</b>	<b>Louisiana Superdome</b>	<b>37,717</b>
<b>9/7/86</b>	<b>L</b>	<b>10-31</b>	<b>Louisiana Superdome</b>	<b>67,950</b>
12/14/86	W	14-9	Atlanta-Fulton Co. Std.	39,994
11/1/87	W	38-0	Atlanta-Fulton Co. Std.	42,196
9/11/88	W	29-21	Atlanta-Fulton Co. Std.	48,901

12/18/88	W	10-9	Louisiana Superdome	60,566
<b>10/29/89</b>	<b>W</b>	<b>20-13</b>	<b>Louisiana Superdome</b>	<b>65,153</b>
11/19/89	W	26-17	Atlanta-Fulton Co. Std.	53,173
10/7/90	L	27-28	Atlanta-Fulton Co. Std.	57,401
<b>11/25/90</b>	<b>W</b>	<b>10-7</b>	<b>Louisiana Superdome</b>	<b>68,629</b>
9/29/91	W	27-6	Atlanta-Fulton Co. Std.	56,556
<b>11/24/91</b>	<b>L</b>	<b>20-23</b>	<b>Louisiana Superdome</b>	<b>68,591</b>
9/20/92	W	10-7	Georgia Dome	67,328
<b>12/3/92</b>	<b>W</b>	<b>22-14</b>	<b>Louisiana Superdome</b>	<b>68,591</b>
9/12/93	W	34-31	Georgia Dome	64,287
<b>10/24/93</b>	<b>L</b>	<b>15-26</b>	<b>Louisiana Superdome</b>	<b>69,043</b>
<b>11/13/94</b>	<b>W</b>	<b>33-32</b>	<b>Louisiana Superdome</b>	<b>60,313</b>
12/11/94	W	29-20	Georgia Dome	61,307
<b>9/17/95</b>	<b>L</b>	<b>24-27</b>	<b>Louisiana Superdome</b>	<b>57,442</b>
12/10/95	L	14-19	Georgia Dome	54,603
11/17/96	L	15-17	Georgia Dome	43,119
<b>12/8/96</b>	<b>L</b>	<b>15-31</b>	<b>Louisiana Superdome</b>	<b>32,923</b>
<b>10/12/97</b>	<b>L</b>	<b>17-23</b>	<b>Louisiana Superdome</b>	<b>65,619</b>
11/23/97	L	3-20	Georgia Dome	48,620
10/18/98	L	23-31	Georgia Dome	60,774
<b>12/13/98</b>	<b>L</b>	<b>17-27</b>	<b>Louisiana Superdome</b>	<b>61,678</b>
<b>10/10/99</b>	<b>L</b>	<b>17-20</b>	<b>Louisiana Superdome</b>	<b>57,289</b>
12/5/99	L	12-35	Georgia Dome	62,568
10/22/00	W	21-19	Georgia Dome	56,508
<b>12/17/00</b>	<b>W</b>	<b>23-7</b>	<b>Louisiana Superdome</b>	<b>64,900</b>
<b>12/21/01</b>	<b>L</b>	<b>13-20</b>	<b>Louisiana Superdome</b>	<b>70,020</b>
12/9/01	W	28-10	Georgia Dome	68,826
<b>10/27/02</b>	<b>L</b>	<b>35-37</b>	<b>Louisiana Superdome</b>	<b>67,883</b>
11/17/02	L	17-24	Georgia Dome	70,382
10/19/03	W	45-17	Georgia Dome	70,837
<b>11/16/03</b>	<b>W</b>	<b>23-20</b>	<b>Louisiana Superdome</b>	<b>68,432</b>
11/28/04	L	21-24	Georgia Dome	70,521
<b>12/26/04</b>	<b>W</b>	<b>26-13</b>	<b>Louisiana Superdome</b>	<b>64,900</b>
<b>10/16/05</b>	<b>L</b>	<b>31-34</b>	<b>Alamodome</b>	<b>65,562</b>
12/12/05	L	17-36	Georgia Dome	70,083
<b>9/25/06</b>	<b>W</b>	<b>23-3</b>	<b>Louisiana Superdome</b>	<b>70,003</b>
11/26/06	W	31-13	Georgia Dome	70,933
<b>10/21/07</b>	<b>W</b>	<b>22-16</b>	<b>Louisiana Superdome</b>	<b>69,994</b>
12/10/07	W	34-14	Georgia Dome	69,553
11/9/08	L	20-34	Georgia Dome	64,826
<b>12/7/08</b>	<b>W</b>	<b>29-25</b>	<b>Louisiana Superdome</b>	<b>70,011</b>
11/2/09	W	35-27	Louisiana Superdome	70,088
12/13/09	W	26-23	Georgia Dome	68,930
<b>9/26/10</b>	<b>L</b>	<b>24-27</b>	<b>Louisiana Superdome</b>	<b>70,051</b>
12/27/10	W	17-14	Georgia Dome	70,144
11/13/11	W	26-23	Georgia Dome	70,359
<b>12/26/11</b>	<b>W</b>	<b>45-16</b>	<b>Mercedes-Benz Superdome</b>	<b>73,085</b>
<b>11/11/12</b>	<b>W</b>	<b>31-27</b>	<b>Mercedes-Benz Superdome</b>	<b>73,126</b>
11/29/12	L	13-23	Georgia Dome	70,514
<b>9/8/13</b>	<b>W</b>	<b>23-17</b>	<b>Mercedes-Benz Superdome</b>	<b>72,348</b>
11/21/13	W	17-13	Georgia Dome	70,422
9/7/14	L	34-37	Georgia Dome	70,706
<b>12/21/14</b>	<b>L</b>	<b>14-30</b>	<b>Mercedes-Benz Superdome</b>	<b>73,164</b>
<b>10/15/15</b>	<b>W</b>	<b>31-21</b>	<b>Mercedes-Benz Superdome</b>	<b>73,018</b>
1/3/16	W	20-17	Georgia Dome	69,699
<b>9/26/16</b>	<b>L</b>	<b>32-45</b>	<b>Mercedes-Benz Superdome</b>	<b>73,003</b>
11/1/17	L	32-38	Georgia Dome	70,835
12/7/17	L	17-20	Mercedes-Benz Stadium	72,866
<b>12/24/17</b>	<b>W</b>	<b>23-13</b>	<b>Mercedes-Benz Superdome</b>	<b>73,188</b>
9/23/18	W	43-37	Mercedes-Benz Stadium	74,457
<b>11/22/18</b>	<b>W</b>	<b>31-17</b>	<b>Mercedes-Benz Superdome</b>	<b>73,017</b>
<b>11/10/19</b>	<b>L</b>	<b>9-26</b>	<b>Mercedes-Benz Superdome</b>	<b>73,283</b>
11/28/19	W	26-18	Mercedes-Benz Stadium	71,993
<b>11/22/20</b>	<b>W</b>	<b>24-9</b>	<b>Mercedes-Benz Superdome</b>	<b>6,000</b>
12/6/20	W	21-16	Mercedes-Benz Stadium	8,713

## BALTIMORE RAVENS (2-5-0)

9/29/96	L	10-17	Memorial Stadium	61,063
12/19/99	L	8-31	PSINet Stadium	67,597
12/8/02	W	37-25	Ravens Stadium	69,334
<b>10/29/06</b>	<b>L</b>	<b>22-35</b>	<b>Louisiana Superdome</b>	<b>69,152</b>
12/19/10	L	24-30	M&T Bank Stadium	71,432
<b>11/24/14</b>	<b>L</b>	<b>27-34</b>	<b>Mercedes-Benz Superdome</b>	<b>73,373</b>
10/21/18	W	24-23	M&T Bank Stadium	70,639

# SERIES RECORDS

## BUFFALO BILLS (7-4-0)

11/4/73	W	13-0	Tulane Stadium	74,770
9/21/80	L	26-35	Louisiana Superdome	51,154
10/30/83	L	21-27	Rich Stadium	49,413
12/10/89	W	22-19	Rich Stadium	70,037
12/20/92	L	16-20	Louisiana Superdome	68,591
12/27/98	L	33-45	Louisiana Superdome	39,707
9/9/01	W	24-6	Ralph Wilson Stadium	71,447
10/2/05	W	19-7	Alamodome	58,688
9/27/09	W	27-7	Ralph Wilson Stadium	70,261
10/27/13	W	35-17	Mercedes-Benz Superdome	72,405
11/12/17	W	47-10	New Era Field	67,501

## CAROLINA PANTHERS (27-25-0)

10/22/95	L	3-20	Clemson Memorial Std.	55,484
11/26/95	W	34-26	Louisiana Superdome	39,580
9/8/96	L	20-22	Louisiana Superdome	43,288
10/20/96	L	7-19	Ericsson Stadium	70,888
10/19/97	L	0-13	Louisiana Superdome	50,963
11/30/97	W	16-13	Ericsson Stadium	57,957
9/13/98	W	19-14	Louisiana Superdome	51,915
11/1/98	L	17-31	Ericsson Stadium	62,514
9/12/99	W	19-10	Louisiana Superdome	58,166
1/2/00	L	13-45	Ericsson Stadium	56,929
10/15/00	W	24-6	Louisiana Superdome	50,015
11/12/00	W	20-10	Ericsson Stadium	72,981
10/14/01	W	27-25	Ericsson Stadium	72,049
12/2/01	W	27-23	Louisiana Superdome	70,020
11/10/02	W	34-24	Ericsson Stadium	72,566
12/29/02	L	6-10	Louisiana Superdome	66,946
10/5/03	L	13-19	Ericsson Stadium	72,496
10/26/03	L	20-23 ot	Louisiana Superdome	68,370
12/05/04	L	21-32	Louisiana Superdome	58,878
12/05/05	W	21-18	Bank of America Stadium	73,302
9/11/05	W	23-20	Bank of America Stadium	72,920
12/18/05	L	10-27	Tiger Stadium	32,551
10/1/06	L	18-21	Bank of America Stadium	73,392
12/31/06	L	21-31	Louisiana Superdome	69,569
10/7/07	L	13-16	Louisiana Superdome	70,001
11/25/07	W	31-6	Bank of America Stadium	72,032
10/19/08	L	7-30	Bank of America Stadium	73,687
12/28/08	L	31-33	Louisiana Superdome	69,999
11/8/09	W	30-20	Louisiana Superdome	70,011
1/3/10	L	10-23	Bank of America Stadium	73,047
10/3/10	W	16-14	Louisiana Superdome	70,016
11/7/10	W	34-3	Bank of America Stadium	73,191
10/9/11	W	30-27	Bank of America Stadium	72,679
9/1/12	W	45-17	Mercedes-Benz Superdome	73,065
9/16/12	L	27-35	Bank of America Stadium	72,879
12/30/12	L	38-44	Mercedes-Benz Superdome	73,124
12/8/13	W	31-13	Mercedes-Benz Superdome	73,089
12/22/13	L	13-17	Bank of America Stadium	73,825
10/30/14	W	28-10	Bank of America Stadium	73,663
12/7/14	L	10-41	Mercedes-Benz Superdome	73,006
9/27/15	L	22-27	Bank of America Stadium	73,402
12/6/15	L	38-41	Mercedes-Benz Superdome	73,097
10/16/16	W	41-38	Mercedes-Benz Superdome	73,138
11/17/16	L	20-23	Bank of America Stadium	73,288
9/24/17	W	34-13	Bank of America Stadium	73,775
12/3/17	W	31-21	Mercedes-Benz Superdome	73,171
12/17/18	W	12-9	Bank of America Stadium	74,188
12/30/18	L	14-33	Mercedes-Benz Superdome	73,028
11/24/19	W	34-31	Mercedes-Benz Superdome	73,068
12/29/19	W	42-10	Bank of America Stadium	72,203
10/25/20	W	27-24	Mercedes-Benz Superdome	3,000
1/3/21	W	33-7	Bank of America Stadium	1,500

## CHICAGO BEARS (17-13-0)

12/1/68	L	17-23	Tulane Stadium	78,285
12/20/70	L	3-24	Tulane Stadium	63,518
10/10/71	L	14-35	Soldier Field	55,049
10/7/73	W	21-16	Tulane Stadium	56,561

10/6/74	L	10-24	Soldier Field	45,818
12/21/75	L	17-42	Louisiana Superdome	33,371
10/2/77	W	42-24	Soldier Field	51,488
9/14/80	L	3-22	Soldier Field	62,523
9/19/82	W	10-0	Soldier Field	56,600
9/18/83	W	34-31 ot	Louisiana Superdome	64,692
10/7/84	L	7-20	Soldier Field	53,752
10/18/87	W	19-17	Soldier Field	46,813
10/27/91	L	17-20	Louisiana Superdome	68,591
9/13/92	W	28-6	Louisiana Superdome	68,591
10/9/94	L	7-17	Soldier Field	63,822
10/13/96	W	27-24	Louisiana Superdome	43,512
10/5/97	W	20-17	Soldier Field	58,865
10/3/99	L	10-14	Soldier Field	66,944
10/8/00	W	31-10	Soldier Field	66,944
9/22/02	W	29-23	Memorial Stadium	63,216
10/12/03	W	20-13	Louisiana Superdome	68,390
11/6/05	L	17-20	Tiger Stadium	32,637
12/30/07	L	25-33	Soldier Field	62,064
12/11/08	L	24-27 ot	Soldier Field	61,692
9/18/11	W	30-13	Louisiana Superdome	73,019
10/6/13	W	26-18	Soldier Field	62,361
12/15/14	W	31-15	Soldier Field	60,996
10/29/17	W	20-12	Mercedes-Benz Superdome	73,192
10/20/19	W	36-25	Soldier Field	62,306
11/1/20	W	26-23 ot	Soldier Field	

## CINCINNATI BENGALS (7-7-0)

11/29/70	L	6-26	Riverfront Stadium	59,342
9/28/75	L	0-21	Louisiana Superdome	52,531
9/24/78	W	20-18	Riverfront Stadium	40,455
10/25/81	W	17-7	Louisiana Superdome	46,336
12/9/84	L	21-24	Louisiana Superdome	40,855
12/20/87	W	41-24	Riverfront Stadium	43,424
11/4/90	W	21-7	Riverfront Stadium	60,067
1/2/94	W	20-13	Louisiana Superdome	58,036
9/15/96	L	15-30	Riverfront Stadium	45,412
12/22/02	L	13-20	Paul Brown Stadium	43,544
11/19/06	L	16-31	Louisiana Superdome	68,001
12/5/10	W	34-30	Paul Brown Stadium	59,963
11/16/14	L	10-27	Mercedes-Benz Superdome	73,073
11/1/18	W	51-14	Paul Brown Stadium	52,492

## CLEVELAND BROWNS (5-13-0)

10/1/67	L	7-42	Tulane Stadium	77,045
9/15/68	L	10-24	Tulane Stadium	74,215
11/10/68	L	17-35	Municipal Stadium	71,025
10/12/69	L	17-27	Tulane Stadium	71,274
12/12/71	L	17-21	Tulane Stadium	72,794
11/30/75	L	16-17	Municipal Stadium	44,753
10/8/78	L	16-24	Louisiana Superdome	50,158
11/18/81	L	17-20	Municipal Stadium	76,059
10/28/84	W	16-14	Municipal Stadium	52,489
9/13/87	W	28-21	Louisiana Superdome	59,900
10/14/90	W	25-20	Louisiana Superdome	68,608
12/5/93	L	13-17	Municipal Stadium	60,388
10/31/99	L	16-21	Louisiana Superdome	48,817
11/24/02	L	15-24	Louisiana Superdome	68,295
9/10/06	W	19-14	Cleveland Browns Stadium	72,915
10/24/10	L	17-30	Louisiana Superdome	70,077
9/14/14	L	24-26	FirstEnergy Stadium	67,407
9/16/18	W	21-18	Mercedes-Benz Superdome	73,086

## DALLAS COWBOYS (13-17-0)

10/15/67	L	10-14	Cotton Bowl	64,128
11/12/67	L	10-27	Tulane Stadium	83,437
11/3/68	L	3-17	Tulane Stadium	84,728
9/28/69	L	17-21	Tulane Stadium	79,567
11/9/69	L	17-33	Cotton Bowl	68,282
10/17/71	W	24-14	Tulane Stadium	83,088
9/24/73	L	3-40	Texas Stadium	52,715

OWNER

FOOTBALL

ADMINISTRATION

RECORDS

HISTORY



## SERIES RECORDS

9/19/76	L	6-24	Louisiana Superdome	61,413	10/12/75	W	20-19	Louisiana Superdome	51,371
11/19/78	L	7-27	Texas Stadium	57,920	11/7/76	L	27-32	Milwaukee County Std.	52,936
12/19/82	L	7-21	Texas Stadium	64,506	9/18/77	L	20-24	Louisiana Superdome	56,250
9/25/83	L	20-21	Texas Stadium	62,136	9/10/78	L	17-28	Milwaukee County Std.	54,336
10/21/84	L	27-30	ot Texas Stadium	50,966	9/9/79	L	19-28	Milwaukee County Std.	53,184
10/3/88	W	20-17	Louisiana Superdome	68,474	12/13/81	L	7-35	Louisiana Superdome	45,518
9/10/89	W	28-0	Louisiana Superdome	66,977	11/4/84	L	13-23	Louisiana Superdome	57,426
12/2/90	L	13-17	Texas Stadium	60,087	11/17/85	L	14-38	Milwaukee County Std.	52,104
12/8/91	L	14-23	Texas Stadium	64,530	9/14/86	W	24-10	Louisiana Superdome	46,383
12/19/94	L	16-24	Louisiana Superdome	67,323	12/27/87	W	33-24	Louisiana Superdome	68,364
12/6/98	W	22-3	Louisiana Superdome	65,065	9/17/89	L	34-35	Lambeau Field	55,809
12/24/99	W	31-24	Louisiana Superdome	47,835	11/14/93	L	17-19	Louisiana Superdome	69,043
12/28/03	W	13-7	Louisiana Superdome	68,451	12/16/95	L	23-34	Louisiana Superdome	50,132
12/12/04	W	27-13	Texas Stadium	64,056	9/15/02	W	35-20	Louisiana Superdome	67,958
12/10/06	W	42-17	Texas Stadium	63,722	10/9/05	L	3-52	Lambeau Field	70,580
12/19/09	L	17-24	Louisiana Superdome	70,213	9/17/06	W	34-27	Lambeau Field	72,915
11/25/10	W	30-27	Cowboys Stadium	93,985	11/24/08	W	51-29	Louisiana Superdome	70,668
12/23/12	W	34-31	ot Cowboys Stadium	92,570	9/8/11	L	34-42	Lambeau Field	70,555
11/10/13	W	49-17	Mercedes-Benz Superdome	73,018	9/30/12	L	27-28	Lambeau Field	70,571
9/28/14	L	17-38	AT&T Stadium	91,176	10/26/14	W	44-23	Mercedes-Benz Superdome	73,146
10/4/15	W	26-20	ot Mercedes-Benz Superdome	73,009	11/12/17	W	26-17	Lambeau Field	78,380
11/29/18	L	10-13	AT&T Stadium	93,004	9/27/20	L	30-37	Mercedes-Benz Superdome	748
9/29/19	W	12-10	Mercedes-Benz Superdome	73,086					

## DENVER BRONCOS (3-9-0)

11/22/70	L	6-31	Tulane Stadium	66,837
10/13/74	L	17-33	Mile High Stadium	51,881
11/4/79	L	3-10	Mile High Stadium	74,482
9/15/85	L	23-34	Mile High Stadium	74,488
11/20/88	W	42-0	Louisiana Superdome	68,075
12/24/94	W	30-28	Mile High Stadium	64,445
12/3/00	L	23-38	Louisiana Superdome	64,900
11/21/04	L	13-34	Louisiana Superdome	64,900
9/21/08	L	32-34	INVESCO Field	75,713
10/28/12	L	14-34	Sports Auth. Fld. at Mile High	76,832
11/13/16	L	23-25	Mercedes-Benz Superdome	73,138
11/29/20	W	31-3	Empower Field at Mile High	

## DETROIT LIONS (13-12-1)

11/24/68	T	20-20	Tiger Stadium	46,152
11/8/70	W	19-17	Tulane Stadium	66,910
11/19/72	L	14-27	Tiger Stadium	53,752
10/14/73	W	20-13	Tulane Stadium	57,810
11/3/74	L	14-19	Tiger Stadium	43,256
11/14/76	W	17-16	Louisiana Superdome	42,048
9/25/77	L	19-23	Silverdome	51,458
10/21/79	W	17-7	Louisiana Superdome	57,428
12/10/80	L	13-24	Silverdome	78,147
9/18/88	W	22-14	Silverdome	32,943
12/3/89	L	14-21	Silverdome	38,550
10/28/90	L	10-27	Louisiana Superdome	64,368
10/4/92	W	13-7	Silverdome	66,971
9/19/93	W	14-3	Louisiana Superdome	69,039
9/21/97	W	35-17	Louisiana Superdome	50,016
9/3/00	L	10-14	Louisiana Superdome	64,900
9/29/02	L	21-26	Ford Field	60,023
12/24/05	L	12-13	Alamodome	63,747
12/21/08	W	42-7	Ford Field	49,309
9/13/09	W	45-27	Louisiana Superdome	69,719
12/4/11	W	31-17	Mercedes-Benz Superdome	73,042
10/19/14	L	23-24	Ford Field	63,271
12/21/15	L	27-35	Mercedes-Benz Superdome	73,017
12/4/16	L	13-28	Mercedes-Benz Superdome	73,137
10/15/17	W	52-38	Mercedes-Benz Superdome	73,117
10/4/20	W	35-29	Ford Field	

## GREEN BAY PACKERS (9-17-0)

11/17/68	L	7-29	Milwaukee County Std.	49,644
11/28/71	W	29-21	Milwaukee County Std.	48,035
12/17/72	L	20-30	Tulane Stadium	65,881
12/2/73	L	10-30	Milwaukee County Std.	46,092

## HOUSTON TEXANS (3-2-0)

9/14/03	W	31-10	Louisiana Superdome	68,390
11/18/07	L	10-23	Reliant Stadium	70,780
9/25/11	W	40-33	Louisiana Superdome	73,002
11/29/15	L	6-24	NRG Stadium	71,778
9/9/19	W	30-28	Mercedes-Benz Superdome	73,039

## INDIANAPOLIS COLTS (8-5-0)

12/10/67	L	10-30	Memorial Stadium	60,238
10/19/69	L	10-30	Tulane Stadium	80,636
9/30/73	L	10-14	Memorial Stadium	52,293
10/12/86	W	17-14	Hoosier Dome	53,512
12/24/89	W	41-6	Louisiana Superdome	49,009
11/12/95	W	17-14	Louisiana Superdome	44,122
9/27/98	W	19-13	ot RCA Dome	48,480
11/18/01	W	34-20	Louisiana Superdome	

70,020				
9/28/03	L	21-55	Louisiana Superdome	70,020
9/6/07	L	10-41	RCA Dome	57,361
10/23/11	W	62-7	Mercedes-Benz Superdome	73,012
10/25/15	W	27-21	Lucas Oil Stadium	66,420
12/16/19	W	34-7	Mercedes-Benz Superdome	73,053

## JACKSONVILLE JAGUARS (5-2-0)

10/6/96	W	17-13	Louisiana Superdome	34,231
11/21/99	L	23-41	ALLTEL Stadium	69,772
12/21/03	L	19-20	ALLTEL Stadium	49,207
11/4/07	W	41-24	Louisiana Superdome	70,009
10/2/11	W	23-10	EverBank Field	62,471
12/27/15	W	38-27	Mercedes-Benz Superdome	73,064
10/13/19	W	13-6	TIAA Bank Field	63,341

## KANSAS CITY CHIEFS (5-7-1)

9/25/72	L	17-20	Tulane Stadium	70,793
9/26/76	W	27-17	Arrowhead Stadium	53,918
11/21/82	W	27-17	Louisiana Superdome	39,341
9/8/85	L	27-47	Louisiana Superdome	57,760
9/8/91	W	17-10	Arrowhead Stadium	74,816
9/4/94	L	17-30	Louisiana Superdome	69,362
12/21/97	L	13-25	Arrowhead Stadium	66,772
11/14/04	W	27-20	Louisiana Superdome	64,900
11/16/08	W	30-20	Arrowhead Stadium	74,159
9/23/12	L	24-27	ot Mercedes-Benz Superdome	72,226
10/23/16	L	21-27	Arrowhead Stadium	76,282
12/20/20	L	29-32	Mercedes-Benz Superdome	3,000

# SERIES RECORDS

## LAS VEGAS RAIDERS (6-7-1)

11/7/71	T	21-21	Tulane Stadium	83,102
11/9/75	L	10-48	Oakland Coliseum	51,267
12/3/79	L	35-42	Louisiana Superdome	65,541
10/13/85	L	13-23	L.A. Memorial Col.	48,152
10/23/88	W	20-6	Louisiana Superdome	66,249
12/16/91	W	27-0	Louisiana Superdome	68,625
11/20/94	L	19-24	L.A. Memorial Col.	41,722
11/9/97	W	13-10	Oakland Coliseum	40,091
11/19/00	L	22-31	Louisiana Superdome	64,900
10/24/04	W	31-26	Network Assoc. Col.	45,337
10/12/08	W	34-3	Louisiana Superdome	70,068
11/18/12	W	38-17	O.co Coliseum	56,880
9/11/16	L	34-35	Mercedes-Benz Superdome	73,028
9/21/20	L	24-34	Allegiant Stadium	

## LOS ANGELES CHARGERS (6-7-0)

11/18/73	L	14-17	San Diego Stadium	34,848
10/9/77	L	0-14	Louisiana Superdome	53,942
12/9/79	L	0-35	Louisiana Superdome	61,059
10/9/88	W	23-17	Jack Murphy Stadium	42,693
11/17/91	L	21-24	Jack Murphy Stadium	48,420
10/16/94	L	22-36	Louisiana Superdome	50,565
9/7/97	L	6-20	Louisiana Superdome	65,760
9/10/00	W	28-27	Qualcomm Stadium	51,300
11/7/04	L	17-43	Qualcomm Stadium	59,662
12/26/08	W	37-32	Wembley Stadium	83,226
10/7/12	W	31-24	Mercedes-Benz Superdome	73,109
10/21/16	W	35-34	Qualcomm Stadium	60,641
10/12/20	W	30-27 ot	Mercedes-Benz Superdome	749

## LOS ANGELES RAMS (33-42-0)

9/17/67	L	13-27	Tulane Stadium	80,879
10/5/69	L	17-36	L.A. Memorial Col.	54,789
11/1/70	L	17-30	Tulane Stadium	77,861
12/6/70	L	16-34	L.A. Memorial Col.	66,410
9/19/71	W	24-20	Tulane Stadium	70,915
12/5/71	L	28-45	L.A. Memorial Col.	73,610
9/17/72	L	14-34	L.A. Memorial Col.	66,303
11/26/72	W	19-16	Tulane Stadium	64,325
11/11/73	L	7-29	L.A. Memorial Col.	70,358
11/25/73	L	13-24	Tulane Stadium	67,192
9/22/74	L	0-24	L.A. Memorial Col.	64,178
11/17/74	W	20-7	Tulane Stadium	57,287
10/26/75	L	14-38	L.A. Memorial Col.	54,723
12/7/75	L	7-14	Louisiana Superdome	39,958
10/24/76	L	10-16	Louisiana Superdome	51,984
11/28/76	L	14-33	L.A. Memorial Col.	54,906
10/16/77	L	7-14	L.A. Memorial Col.	46,045
10/30/77	W	27-26	Louisiana Superdome	59,023
10/1/78	L	20-26	Louisiana Superdome	61,659
10/22/78	W	10-3	L.A. Memorial Col.	47,574
10/7/79	L	17-35	Louisiana Superdome	68,886
12/16/79	W	29-14	L.A. Memorial Col.	53,879
11/2/80	L	31-45	Anaheim Stadium	59,909
11/24/80	L	7-27	Louisiana Superdome	53,448
9/13/81	W	23-17	Louisiana Superdome	62,063
11/8/81	W	21-13	Anaheim Stadium	61,068
9/11/83	L	27-30	Anaheim Stadium	45,572
12/18/83	L	24-26	Louisiana Superdome	70,148
10/14/84	L	10-28	Louisiana Superdome	63,161
12/2/84	L	21-34	Anaheim Stadium	49,348
11/3/85	L	10-28	Anaheim Stadium	49,030
12/1/85	W	29-3	Louisiana Superdome	44,122
11/9/86	W	6-0	Louisiana Superdome	62,352
11/23/86	L	13-26	Anaheim Stadium	58,600
10/4/87	W	37-10	Louisiana Superdome	29,745
11/8/87	W	31-14	Anaheim Stadium	43,379
10/30/88	L	10-12	Louisiana Superdome	68,238
11/13/88	W	14-10	Anaheim Stadium	63,305
10/22/89	W	40-21	Anaheim Stadium	57,567
11/26/89	L	17-20 ot	Louisiana Superdome	64,274

12/9/90	W	24-20	Anaheim Stadium	56,864
12/31/90	W	20-17	Louisiana Superdome	68,647
9/15/91	W	24-7	Louisiana Superdome	68,583
11/3/91	W	24-17	Anaheim Stadium	58,713
10/11/92	W	13-10	Louisiana Superdome	68,591
12/13/92	W	37-14	Anaheim Stadium	47,355
10/3/93	W	37-6	Anaheim Stadium	50,709
12/12/93	L	20-23	Louisiana Superdome	69,033
10/23/94	W	37-34	Louisiana Superdome	47,908
12/4/94	W	31-15	Anaheim Stadium	34,960
9/10/95	L	13-17	Busch Stadium	59,335
11/5/95	W	19-10	Louisiana Superdome	43,120
12/1/96	L	10-26	Louisiana Superdome	26,310
12/21/96	L	13-14	Trans World Dome	57,681
8/31/97	L	24-38	Trans World Dome	64,575
12/7/97	L	27-34	Louisiana Superdome	54,803
9/6/98	W	24-17	Trans World Dome	56,943
11/15/98	W	24-3	Louisiana Superdome	46,430
11/28/99	L	12-43	Trans World Dome	65,864
12/12/99	L	14-30	Louisiana Superdome	46,838
11/26/00	W	31-24	Trans World Dome	66,064
12/24/00	L	21-26	Louisiana Superdome	64,900
10/28/01	W	34-31	Dome at America's Cen.	
12/17/01	L	21-34	Louisiana Superdome	70,332
9/26/04	W	28-25 ot	Edward Jones Dome	65,856
10/23/05	L	17-28	Edward Jones Dome	64,586
11/11/07	L	29-37	Louisiana Superdome	70,003
11/15/09	W	28-23	Edward Jones Dome	59,858
12/12/10	W	31-13	Louisiana Superdome	70,015
10/30/11	L	21-31	Edward Jones Dome	57,179
12/15/13	L	16-27	Edward Jones Dome	58,442
11/27/16	W	49-21	Mercedes-Benz Superdome	73,067
11/26/17	L	20-26	L.A. Memorial Col.	62,006
11/4/18	W	45-35	Mercedes-Benz Superdome	73,086
9/15/19	L	9-27	L.A. Memorial Col.	71,460

## MIAMI DOLPHINS (6-6-0)

11/15/70	L	10-21	Orange Bowl	42,866
11/10/74	L	0-21	Tulane Stadium	74,289
9/28/80	L	16-21	Orange Bowl	40,946
10/2/83	W	17-7	Louisiana Superdome	66,489
12/7/86	L	27-31	Louisiana Superdome	64,761
11/29/92	W	24-13	Louisiana Superdome	68,591
11/15/95	W	33-30	Louisiana Superdome	55,628
11/29/98	L	10-30	Pro Player Stadium	73,216
10/30/05	L	6-21	Tiger Stadium	61,643
10/25/09	W	46-34	LandShark Stadium	66,689
9/30/13	W	38-17	Mercedes-Benz Superdome	73,118
10/1/17	W	20-0	Wembley Stadium	84,423

## MINNESOTA VIKINGS (12-19-0)

10/13/68	W	20-17	Tulane Stadium	71,105
9/27/70	L	0-26	Metropolitan Stadium	47,900
11/21/71	L	10-23	Tulane Stadium	83,130
11/5/72	L	6-37	Metropolitan Stadium	49,784
12/1/74	L	9-29	Metropolitan Stadium	44,202
11/16/75	L	7-20	Louisiana Superdome	52,765
9/12/76	L	9-40	Louisiana Superdome	58,156
9/3/78	W	31-24	Louisiana Superdome	54,187
11/30/80	L	20-23	Louisiana Superdome	30,936
11/15/81	L	10-20	Metropolitan Stadium	45,215
11/27/83	W	17-16	Louisiana Superdome	59,502
11/24/85	W	30-23	Metrodome	54,117
12/21/86	L	17-33	Metrodome	51,209
12/4/88	L	3-45	Metrodome	61,215
9/16/90	L	3-32	Metrodome	56,272
9/22/91	W	26-0	Louisiana Superdome	68,591
11/28/93	W	17-14	Metrodome	53,030
11/6/94	L	20-21	Metrodome	57,564
11/19/95	L	24-43	Metrodome	58,108
11/8/98	L	24-31	Metrodome	63,779
10/7/01	W	28-15	Louisiana Superdome	70,020

OWNER  
FOOTBALL  
ADMINISTRATION  
RECORDS  
HISTORY

## SERIES RECORDS

12/15/02	L	31-32	Louisiana Superdome	67,851
10/17/04	L	31-38	Louisiana Superdome	64,900
9/25/05	L	16-33	Metrodome	63,952
10/6/08	L	27-30	Louisiana Superdome	70,015
9/9/10	W	14-9	Louisiana Superdome	70,051
12/18/11	W	42-20	Mall of America Field	62,623
9/21/14	W	20-9	Mercedes-Benz Superdome	73,005
9/11/17	L	19-29	U.S. Bank Stadium	66,606
10/28/18	W	30-20	U.S. Bank Stadium	66,801
12/25/20	W	52-33	Mercedes-Benz Superdome	3,000

11/3/13	L	20-26	MetLife Stadium	76,957
12/17/17	W	31-19	Mercedes-Benz Superdome	73,018

## PHILADELPHIA EAGLES (12-17-0)

11/5/67	W	31-24	Tulane Stadium	59,596
11/19/67	L	21-48	Franklin Field	60,751
12/8/68	L	17-29	Franklin Field	57,128
10/26/69	L	10-13	Franklin Field	60,568
11/30/69	W	26-17	Tulane Stadium	72,805
10/29/72	W	21-3	Tulane Stadium	65,664
10/27/74	W	14-10	Tulane Stadium	64,257
11/6/77	L	7-28	Veterans Stadium	53,482
9/17/78	L	17-24	Louisiana Superdome	49,242
9/16/79	L	14-26	Louisiana Superdome	54,212
11/9/80	L	21-34	Louisiana Superdome	44,340
10/11/81	L	14-31	Louisiana Superdome	52,728
12/11/83	W	20-17 ot	Veterans Stadium	45,182
10/6/85	W	23-21	Louisiana Superdome	56,364
9/20/87	L	17-27	Veterans Stadium	57,485
12/18/89	W	30-20	Louisiana Superdome	59,218
10/13/91	W	13-6	Veterans Stadium	64,224
9/6/92	L	13-15	Veterans Stadium	63,513
12/26/93	L	26-37	Veterans Stadium	50,085
10/1/95	L	10-15	Louisiana Superdome	43,938
9/24/00	L	7-21	Louisiana Superdome	64,900
11/23/03	L	20-33	Lincoln Financial Field	67,802
10/15/06	W	27-24	Louisiana Superdome	68,269
12/23/07	L	23-28	Louisiana Superdome	70,011
9/20/09	W	48-22	Lincoln Financial Field	69,144
11/5/12	W	28-13	Mercedes-Benz Superdome	73,099
10/11/15	L	17-39	Lincoln Financial Field	69,296
11/18/18	W	48-7	Mercedes-Benz Superdome	73,042
12/13/20	L	21-24	Lincoln Financial Field	

## NEW ENGLAND PATRIOTS (4-10-0)

12/10/72	L	10-17	Tulane Stadium	64,889
12/5/76	L	6-27	Schaefer Stadium	53,592
12/21/80	L	27-38	Louisiana Superdome	38,277
12/4/83	L	0-7	Sullivan Stadium	24,579
11/30/86	L	20-21	Louisiana Superdome	58,259
11/12/89	W	28-24	Sullivan Stadium	47,680
11/8/92	W	31-14	Foxboro Stadium	45,413
12/3/95	W	31-17	Foxboro Stadium	59,876
10/4/98	L	27-30	Louisiana Superdome	56,172
11/25/01	L	17-34	Foxboro Stadium	60,292
11/20/05	L	17-24	Gillette Stadium	68,756
11/30/09	W	38-17	Louisiana Superdome	70,768
10/13/13	L	27-30	Gillette Stadium	68,756
9/17/17	L	20-36	Mercedes-Benz Superdome	73,168

## NEW YORK GIANTS (14-16-0)

10/8/67	L	21-27	Yankee Stadium	62,670
10/6/68	L	21-38	Yankee Stadium	60,967
11/16/69	W	25-24	Yankee Stadium	62,927
10/4/70	W	14-10	Tulane Stadium	69,126
10/8/72	L	21-45	Yankee Stadium	62,507
12/14/75	L	14-28	Shea Stadium	40,150
10/29/78	W	28-17	Louisiana Superdome	58,807
9/30/79	W	24-14	Louisiana Superdome	51,543
9/20/81	L	7-20	Giants Stadium	69,814
12/15/84	W	10-3	Giants Stadium	63,739
10/27/85	L	13-21	Louisiana Superdome	54,082
9/28/86	L	17-20	Giants Stadium	72,769
11/22/87	W	23-14	Louisiana Superdome	67,639
11/27/88	L	12-13	Louisiana Superdome	66,526
12/20/93	L	14-24	Louisiana Superdome	69,036
10/2/94	W	27-22	Louisiana Superdome	55,076
9/24/95	L	29-45	Giants Stadium	72,619
12/15/96	W	17-3	Giants Stadium	52,530
9/28/97	L	9-14	Giants Stadium	68,891
10/24/99	L	3-31	Giants Stadium	77,982
9/30/01	L	13-21	Giants Stadium	78,451
12/14/03	W	45-7	Louisiana Superdome	68,399
9/19/05	L	10-27	Giants Stadium	68,031
12/24/06	W	30-7	Giants Stadium	78,539
10/18/09	W	48-27	Louisiana Superdome	70,011
11/28/11	W	49-24	Mercedes-Benz Superdome	73,068
12/9/12	L	27-52	MetLife Stadium	81,437
11/1/15	W	52-49	Mercedes-Benz Superdome	73,019
9/18/16	L	13-16	MetLife Stadium	77,727
9/30/18	W	33-18	MetLife Stadium	78,213

## NEW YORK JETS (7-6-0)

12/3/72	L	17-18	Shea Stadium	62,496
12/4/77	L	13-16	Louisiana Superdome	40,464
12/14/80	W	21-20	Shea Stadium	38,077
11/21/83	L	28-31	Louisiana Superdome	68,606
10/26/86	L	23-28	Giants Stadium	44,246
10/15/89	W	29-14	Louisiana Superdome	59,521
12/26/92	W	20-0	Giants Stadium	45,614
12/24/95	W	12-0	Giants Stadium	28,885
11/4/01	L	9-16	Louisiana Superdome	70,020
11/27/05	W	21-19	Giants Stadium	77,152
10/4/09	W	24-10	Louisiana Superdome	70,009

## PITTSBURGH STEELERS (9-7-0)

10/29/67	L	10-14	Tulane Stadium	68,911
10/20/68	W	16-12	Pitt Stadium	32,303
12/15/68	W	24-14	Tulane Stadium	66,131
12/21/69	W	27-24	Tulane Stadium	72,256
11/25/74	L	7-28	Tulane Stadium	71,907
11/5/78	L	14-20	Three Rivers Stadium	48,526
10/4/81	L	6-20	Louisiana Superdome	64,578
11/19/84	W	27-24	Louisiana Superdome	66,005
11/29/87	W	20-16	Three Rivers Stadium	47,896
12/16/90	L	6-9	Louisiana Superdome	68,582
10/17/93	L	14-37	Three Rivers Stadium	56,056
10/6/02	W	32-29	Louisiana Superdome	67,734
11/12/06	L	31-38	Heinz Field	61,911
10/31/10	W	20-10	Louisiana Superdome	70,011
11/30/14	W	35-32	Heinz Field	61,196
12/23/18	W	31-28	Mercedes-Benz Superdome	73,086

## SAN FRANCISCO 49ERS (27-48-2)

10/22/67	L	13-27	Kezar Stadium	34,285
11/23/69	W	43-38	Tulane Stadium	71,448
10/18/70	T	20-20	Kezar Stadium	39,446
12/13/70	L	27-38	Tulane Stadium	61,940
9/26/71	L	20-38	Tulane Stadium	81,595
11/14/71	W	26-20	Candlestick Park	45,138
10/1/72	L	2-37	Tulane Stadium	69,840
10/22/72	T	20-20	Candlestick Park	59,167
10/21/73	L	0-40	Candlestick Park	52,881
12/9/73	W	16-10	Tulane Stadium	62,490
9/15/74	L	13-17	Tulane Stadium	65,071
12/15/74	L	21-35	Candlestick Park	40,418
10/19/75	L	21-35	Candlestick Park	39,990
11/23/75	L	6-16	Louisiana Superdome	40,328
10/17/76	L	3-33	Candlestick Park	43,160
12/12/76	L	7-27	Louisiana Superdome	42,536
11/13/77	L	7-10 ot	Louisiana Superdome	41,564
11/27/77	L	17-20	Candlestick Park	33,702

# SERIES RECORDS

10/15/78	W	14-7	Candlestick Park	37,671
12/3/78	W	24-13	Louisiana Superdome	50,068
9/23/79	W	30-21	Candlestick Park	39,727
11/11/79	W	31-20	Louisiana Superdome	65,551
9/7/80	L	23-26	Louisiana Superdome	58,621
12/7/80	L	35-38 ot	Candlestick Park	37,949
9/27/81	L	14-21	Candlestick Park	44,433
12/20/81	L	17-21	Louisiana Superdome	43,639
11/28/82	W	23-20	Candlestick Park	51,611
10/16/83	L	13-32	Louisiana Superdome	68,154
11/13/83	L	0-27	Candlestick Park	40,022
9/16/84	L	20-30	Candlestick Park	57,611
11/25/84	L	3-35	Louisiana Superdome	65,117
9/29/85	W	20-17	Candlestick Park	58,053
12/15/85	L	19-31	Louisiana Superdome	46,065
9/21/86	L	17-26	Candlestick Park	58,297
11/2/86	W	23-10	Louisiana Superdome	53,234
10/25/87	L	22-24	Louisiana Superdome	60,497
11/15/87	W	26-24	Candlestick Park	60,436
9/4/88	L	33-34	Louisiana Superdome	66,357
12/11/88	L	17-30	Candlestick Park	62,977
10/8/89	L	20-24	Louisiana Superdome	60,488
11/6/89	L	13-31	Candlestick Park	60,667
9/10/90	L	12-13	Louisiana Superdome	68,629
12/23/90	W	13-10	Candlestick Park	60,112
11/10/91	W	10-3	Louisiana Superdome	68,591
12/1/91	L	24-38	Candlestick Park	62,092
9/27/92	L	10-16	Louisiana Superdome	68,591
11/15/92	L	20-21	Candlestick Park	64,895
9/26/93	W	16-13	Louisiana Superdome	69,041
11/22/93	L	7-42	Candlestick Park	66,500
9/25/94	L	13-24	Candlestick Park	63,971
11/28/94	L	14-35	Louisiana Superdome	61,304
9/3/95	L	22-24	Louisiana Superdome	66,627
10/29/95	W	11-7	3Com Park	65,272
9/1/96	L	11-27	3Com Park	63,970
11/3/96	L	17-24	Louisiana Superdome	53,297
9/14/97	L	7-33	3Com Park	61,838
10/26/97	L	0-23	Louisiana Superdome	60,443
10/11/98	L	0-31	Louisiana Superdome	62,811
11/22/98	L	20-31	3Com Park	68,429
9/19/99	L	21-28	3Com Park	67,685
11/14/99	W	24-6	Louisiana Superdome	52,198
11/5/00	W	31-15	Louisiana Superdome	64,900
12/10/00	W	31-27	3Com Park	67,892
11/11/01	L	27-28	3Com Park	68,083
1/6/02	L	0-38	Louisiana Superdome	70,020
10/20/02	W	35-27	Louisiana Superdome	67,903
9/19/04	W	30-27	Louisiana Superdome	64,900
12/03/06	W	34-10	Louisiana Superdome	68,241
10/28/07	W	31-10	Monster Park	68,244
9/28/08	W	31-17	Louisiana Superdome	70,008
9/20/10	W	25-22	Candlestick Park	69,732
11/25/12	L	21-31	Mercedes-Benz Superdome	73,147
11/17/13	W	23-20	Mercedes-Benz Superdome	73,025
11/9/14	L	24-27 ot	Mercedes-Benz Superdome	73,129
11/6/16	W	41-23	Levi's Stadium	70,178
12/8/19	L	46-48	Mercedes-Benz Superdome	73,038
11/15/20	W	27-13	Mercedes-Benz Superdome	5,979

## SEATTLE SEAHAWKS (8-6-0)

11/21/76	W	51-27	Kingdome	61,865
11/18/79	L	24-38	Kingdome	60,055
11/10/85	L	3-27	Louisiana Superdome	47,365
10/16/88	W	20-19	Kingdome	63,569
9/1/91	W	27-24	Louisiana Superdome	68,492
11/16/97	W	20-17 ot	Louisiana Superdome	50,493
9/17/00	L	10-20	Husky Stadium	59,513
9/7/03	L	10/27	Seahawks Stadium	52,250
9/12/04	L	7-21	Louisiana Superdome	64,900
10/14/07	W	28-17	Qwest Field	68,296
11/21/10	W	34-19	Louisiana Superdome	70,015
12/2/13	L	7-34	CenturyLink Field	68,387
10/30/16	W	25-20	Mercedes-Benz Superdome	73,188
9/22/19	W	33-27	CenturyLink Field	69,005

## TAMPA BAY BUCCANEERS (37-21)

12/11/77	L	14-33	Louisiana Superdome	40,124
12/17/78	W	17-10	Tampa Stadium	51,207
10/14/79	W	42-14	Tampa Stadium	67,640
11/29/81	L	14-31	Louisiana Superdome	62,209
12/5/82	L	10-13	Louisiana Superdome	61,709
10/23/83	W	24-21	Tampa Stadium	48,242
9/9/84	W	17-13	Louisiana Superdome	54,686
9/22/85	W	20-13	Louisiana Superdome	45,320
10/19/86	W	38-7	Louisiana Superdome	43,355
12/6/87	W	44-34	Louisiana Superdome	66,471
9/25/88	W	13-9	Louisiana Superdome	66,671
9/24/89	L	10-20	Tampa Stadium	44,053
11/11/90	W	35-7	Louisiana Superdome	67,865
10/20/91	W	23-7	Louisiana Superdome	68,591
11/1/92	W	23-21	Louisiana Superdome	68,591
9/18/94	W	9-7	Tampa Stadium	45,522
11/24/96	L	7-13	Houlihan's Stadium	40,203
10/25/98	W	9-3	Louisiana Superdome	52,695
11/7/99	L	16-31	Louisiana Superdome	47,129
12/23/01	L	21-48	Raymond James Stadium	65,526
9/8/02	W	26-20 ot	Raymond James Stadium	65,554
12/1/02	W	23-20	Louisiana Superdome	68,226
11/2/03	W	17-14	Raymond James Stadium	65,524
12/7/03	L	7-14	Louisiana Superdome	68,442
10/10/04	L	17-20	Louisiana Superdome	64,900
12/19/04	W	21-17	Raymond James Stadium	65,075
12/4/05	L	3-10	Tiger Stadium	34,411
1/1/06	L	13-27	Raymond James Stadium	65,379
10/8/06	W	24-21	Louisiana Superdome	68,183
11/5/06	W	31-14	Raymond James Stadium	65,651
9/16/07	L	14-31	Raymond James Stadium	65,178
12/2/07	L	23-27	Louisiana Superdome	70,009
9/7/08	W	24-20	Louisiana Superdome	69,881
11/30/08	L	20-23	Raymond James Stadium	64,430
11/22/09	W	38-7	Raymond James Stadium	62,720
12/27/09	L	17-20 ot	Louisiana Superdome	70,021
10/17/10	W	31-6	Raymond James Stadium	51,759
1/2/11	L	13-23	Louisiana Superdome	70,068
10/16/11	L	20-26	Raymond James Stadium	56,590
11/6/11	W	27-16	Mercedes-Benz Superdome	73,043
10/21/12	W	35-28	Raymond James Stadium	59,905
12/16/12	W	41-0	Mercedes-Benz Superdome	73,096
9/15/13	W	16-13	Raymond James Stadium	60,870
12/29/13	W	42-17	Mercedes-Benz Superdome	73,150
10/5/14	W	37-31 ot	Mercedes-Benz Superdome	73,004
12/28/14	W	23-20	Raymond James Stadium	59,952
9/20/15	L	19-26	Mercedes-Benz Superdome	73,006
12/13/15	W	24-17	Raymond James Stadium	62,138
12/11/16	L	11-16	Raymond James Stadium	62,140
12/24/16	W	31-24	Mercedes-Benz Superdome	73,177
11/5/17	W	30-10	Mercedes-Benz Superdome	73,121
12/31/17	L	24-31	Raymond James Stadium	55,376
9/9/18	L	40-48	Mercedes-Benz Superdome	73,038
12/9/18	W	28-14	Raymond James Stadium	53,495
10/6/19	W	31-24	Mercedes-Benz Superdome	73,029
11/17/19	W	34-17	Raymond James Stadium	54,333
9/13/20	W	34-23	Mercedes-Benz Superdome	
11/8/20	W	38-3	Raymond James Stadium	15,740

## TENNESSEE TITANS (6-8-1)

10/3/71	T	13-13	Astrodome	47,966
10/3/76	L	26-31	Louisiana Superdome	51,973
12/10/78	L	12-17	Louisiana Superdome	63,169
11/22/81	W	27-24	Astrodome	49,581
9/30/84	W	27-10	Astrodome	43,108
12/13/87	W	24-10	Louisiana Superdome	68,257
10/21/90	L	10-23	Astrodome	57,908
9/5/93	W	33-21	Louisiana Superdome	69,029
11/10/96	L	14-31	Louisiana Superdome	34,121
11/10/99	L	21-24	Louisiana Superdome	51,875
9/21/03	L	12-27	The Coliseum	68,809
9/24/07	L	14-31	Louisiana Superdome	70,002



# SERIES RECORDS

12/11/11	W	22-17	LP Field	69,143
11/8/15	L	28-34 ot	Mercedes-Benz Superdome	73,075
12/22/19	W	38-28	Nissan Stadium	66,756

San Francisco 49ers (0-1)				
1/14/12	L	32-36	Candlestick Park#	69,732

Seattle Seahawks (0-2)				
1/8/11	L	36-41	Qwest Field*	66,336
1/11/14	L	15-23	CenturyLink Field#	68,388

Tampa Bay Buccaneers (0-1)				
1/17/20	L	20-30	Mercedes-Benz Superdome#	3,750

\* - NFC Wild Card Playoff; # - NFC Divisional Playoff  
% - NFC Championship; \$ - Super Bowl

## WASHINGTON (10-17-0)

9/24/67	L	10-30	Tulane Stadium	74,937
12/17/67	W	30-14	D.C. Stadium	50,486
9/22/68	W	37-17	Tulane Stadium	65,941
9/21/69	L	20-26	Tulane Stadium	73,147
12/14/69	L	14-17	R.F.K. Stadium	50,354
10/31/71	L	14-24	R.F.K. Stadium	53,041
10/28/73	W	19-3	Tulane Stadium	66,315
9/21/75	L	3-41	R.F.K. Stadium	54,414
10/28/79	W	14-10	R.F.K. Stadium	52,133
10/26/80	L	14-22	R.F.K. Stadium	51,375
12/26/82	L	10-27	Louisiana Superdome	48,667
10/5/86	L	6-14	Louisiana Superdome	57,378
11/6/88	L	24-27	R.F.K. Stadium	54,183
10/1/89	L	14-16	Louisiana Superdome	64,358
11/18/90	L	17-31	R.F.K. Stadium	52,573
11/23/92	W	20-3	Louisiana Superdome	68,591
9/11/94	L	24-38	Louisiana Superdome	58,049
12/30/01	L	10-40	Louisiana Superdome	70,020
10/13/02	W	43-27	FedExField	80,768
11/30/03	W	24-20	FedExField	76,821
12/17/06	L	10-16	Louisiana Superdome	69,052
9/14/08	L	24-29	FedExField	88,246
12/6/09	W	33-30 ot	FedExField	84,520
9/9/12	L	32-40	Mercedes-Benz Superdome	72,180
11/15/15	L	14-47	FedExField	75,086
11/19/17	W	34-31 ot	Mercedes-Benz Superdome	73,138
10/8/18	W	43-19	Mercedes-Benz Superdome	73,028

## POSTSEASON

Arizona Cardinals (1-0)			
1/16/10	W	45-14	Louisiana Superdome# 70,149

Atlanta Falcons (0-1)				
12/28/91	L	20-27	Louisiana Superdome*	68,794

Carolina Panthers (1-0)				
1/7/18	W	31-26	Mercedes-Benz Superdome*	73,186

Chicago Bears (1-2)			
1/6/91	L	6-16	Soldier Field* 60,767
1/21/07	L	14-39	Soldier Field% 61,817
1/10/21	W	21-9	Mercedes-Benz Superdome* 3,000

Detroit Lions (1-0)				
1/7/12	W	45-28	Mercedes-Benz Superdome*	73,038

Indianapolis Colts (1-0)				
2/7/10	W	31-17	Sun Life Stadium\$	74,059

Minnesota Vikings (1-4)			
1/3/87	L	10-44	Louisiana Superdome* 68,127
1/6/01	L	16-34	Metrodome# 63,881
1/24/10	W	31-28 ot	Louisiana Superdome% 71,276
1/14/18	L	24-29	U.S. Bank Stadium# 66,612
1/5/20	L	20-26 ot	Mercedes-Benz Superdome* 73,038

Philadelphia Eagles (3-1)			
1/3/93	L	20-36	Louisiana Superdome* 68,893
1/13/07	W	27-24	Louisiana Superdome# 70,001
1/4/14	W	26-24	Lincoln Financial Field* 69,144
1/13/19	W	20-14	Mercedes-Benz Superdome# 73,027

Los Angeles/St. Louis Rams (1-1)				
12/30/00	W	31-28	Louisiana Superdome*	64,900
1/20/18	L	23-26 ot	Mercedes-Benz Superdome%	73,028



# ATTENDANCE FIGURES

Year	COMBINED			HOME			ROAD		
	Total	Games	Avg.	Total	Games	Avg.	Total	Games	Avg.
1967	901,971	14	64,427	528,242	7	75,463	373,729	7	53,390
1968	882,121	14	63,009	519,426	7	74,203	362,695	7	51,814
1969	921,972	14	65,855	521,133	7	74,447	400,839	7	57,262
1970	843,342	14	60,238	483,234	7	69,033	360,108	7	51,444
1971	932,267	14	66,590	550,578	7	78,654	381,689	7	54,527
1972	880,545	14	62,896	467,686	7	66,812	412,859	7	58,980
1973	794,900	14	56,779	451,566	7	64,509	343,334	7	49,048
1974	788,156	14	56,296	452,236	7	64,605	335,920	7	47,988
1975	633,807	14	45,272	319,066	7	45,581	314,741	7	44,963
1976	714,135	14	51,010	359,631	7	51,376	354,504	7	50,643
1977	655,079	14	46,791	334,502	7	47,786	321,577	7	45,940
1978	850,823	16	53,176	457,613	8	57,202	393,210	8	49,151
1979	939,175	16	58,698	495,260	8	61,907	443,915	8	55,489
1980	807,652	16	50,478	384,855	8	48,109	422,797	8	52,850
1981	891,207	16	55,700	440,708	8	55,089	450,499	8	55,700
1982	467,978	9	51,988	255,726	5	51,145	212,252	4	53,063
1983	891,883	16	55,743	525,083	8	65,635	366,800	8	45,850
1984	884,588	16	55,287	472,625	8	59,078	411,963	8	51,495
1985	799,050	16	49,963	388,795	8	49,941	410,255	8	51,282
1986	864,368	16	54,023	453,672	8	56,709	410,696	8	51,337
1987	774,297	15	51,620	420,873	7	60,125	353,424	8	44,178
1988	960,942	16	60,059	531,156	8	66,395	429,786	8	53,723
1989	916,534	16	57,283	488,998	8	61,124	427,536	8	53,442
1990	997,722	16	62,358	536,438	8	67,055	461,284	8	57,661
1991	1,008,934	16	63,058	548,655	8	68,582	460,279	8	57,535
1992	977,552	16	61,097	548,728	8	68,591	428,824	8	53,603
1993	979,133	16	61,196	541,300	8	67,663	437,833	8	54,730
1994	903,213	16	56,451	469,900	8	58,738	433,313	8	54,164
1995	854,771	16	53,423	400,589	8	50,074	454,182	8	56,772
1996	736,864	16	46,054	301,998	8	37,750	434,866	8	54,358
1997	911,223	16	56,951	443,614	8	55,452	467,609	8	58,451
1998	922,225	16	57,639	436,473	8	54,559	485,752	8	60,719
1999	945,488	16	59,093	410,147	8	51,268	535,341	8	66,918
2000	980,533	16	61,283	504,315	8	63,039	476,218	8	59,527
2001	1,111,335	16	69,458	560,472	8	70,059	550,863	8	68,858
2002	1,068,183	16	66,761	542,796	8	67,849	525,387	8	65,673
2003	1,072,640	16	67,040	548,894	8	68,612	523,746	8	65,468
2004	985,096	16	61,568	513,178	8	64,147	471,918	8	58,989
2005	970,678	16	60,667	417,270	8	52,159	553,408	8	69,176
2006	1,108,045	16	69,253	550,470	8	68,809	557,575	8	69,697
2007	1,093,544	16	68,347	560,036	8	70,005	533,508	8	66,689
2008	1,125,938	16	70,371	573,876	8	71,735	552,062	8	69,008
2009	1,116,009	16	69,751	560,840	8	70,105	555,169	8	69,396
2010	1,113,131	16	69,751	560,304	8	70,038	552,827	8	69,103
2011	1,106,095	16	69,130	584,336	8	73,042	521,759	8	65,219
2012	1,163,696	16	72,731	583,107	8	72,888	580,589	8	72,574
2013	1,123,230	16	70,701	583,210	8	72,901	540,220	8	67,503
2014	1,133,987	16	70,874	584,900	8	73,112	549,087	8	68,636
2015	1,135,027	16	70,939	584,305	8	73,038	550,722	8	68,840
2016	1,141,039	16	71,315	584,876	8	73,110	556,163	8	69,520
2017	1,146,046	16	71,628	585,113	8	73,139	560,933	8	70,116
2018	1,147,430	16	71,714	584,411	8	73,051	563,019	8	70,377
2019	1,044,004	16	65,250	584,660	8	73,082	532,397	8	66,550
2020	48,429	16	3,027	22,476	8	2,810	25,953	8	3,244
Totals	50,169,542	834	60,155	26,091,875	417	62,570	24,128,244	417	57,862

OWNER  
FOOTBALL  
ADMINISTRATION  
RECORDS  
HISTORY

# ATTENDANCE FIGURES

## LARGEST HOME CROWDS

Tulane Stadium (1967-74)			
Date	Att.	Opponent	
11/3/68	84,728	Dallas	
11/12/67	83,437	Dallas	
11/26/67	83,437	Atlanta	
11/21/71	83,130	Minnesota	
11/7/71	83,102	Oakland	
10/17/71	83,088	Dallas	
9/26/71	81,595	San Francisco	
9/17/67	80,879	Los Angeles Rams	
10/19/69	80,636	Baltimore Colts	
9/28/69	79,567	Dallas	

Mercedes-Benz Superdome (1975-2004, 2006-present)			
Date	Att.	Opponent	
11/24/14	73,373	Baltimore Ravens - MN	
11/10/19	73,283	Atlanta	
10/29/17	73,192	Chicago	
10/30/16	73,188	Seattle	
12/24/17	73,188	Atlanta	
12/24/16	73,177	Tampa Bay	
12/3/17	73,171	Carolina	
9/17/17	73,168	New England	
12/21/14	73,164	Atlanta	
12/29/13	73,150	Tampa Bay	
11/25/12	73,147	San Francisco	
10/26/14	73,146	Green Bay - SN	

## LARGEST ROAD CROWDS

Date	Att.	Opponent	Stadium
11/25/10	93,985	Dallas	Cowboys Stadium
11/29/18	93,004	Dallas-TN	AT&T Stadium
12/23/12	92,570	Dallas	Cowboys Stadium
9/28/14	91,176	Dallas-SN	AT&T Stadium
9/14/08	88,246	Washington	FedExField
12/6/09	84,520	Washington	FedExField
10/1/17	84,423	Miami	Wembley Stadium
12/9/12	81,437	New York Giants	MetLife Stadium
10/13/02	80,768	Washington	FedExField
12/24/06	78,539	New York Giants	Giants Stadium

## LARGEST PLAYOFF CROWDS

Date	Att.	Opponent	Stadium
2/7/10	74,059	Indianapolis	Sun Life Stadium
1/7/18	73,186	Carolina	Mercedes-Benz Superdome
1/7/12	73,038	Detroit	Mercedes-Benz Superdome
1/5/20	73,038	Minnesota	Mercedes-Benz Superdome
1/20/19	73,028	L.A. Rams	Mercedes-Benz Superdome
1/13/19	73,027	Philadelphia	Mercedes-Benz Superdome
1/24/10	71,276	Minnesota	Superdome
1/16/10	70,149	Arizona	Superdome
1/13/07	70,001	Philadelphia	Superdome
1/14/12	69,732	San Francisco	Candlestick Park
1/4/14	69,144	Philadelphia	Lincoln Financial Field
1/3/93	68,893	Philadelphia	Superdome
12/28/91	68,794	Atlanta	Superdome
1/11/14	68,388	Seattle	CenturyLink Field
1/3/87	68,127	Minnesota	Superdome
1/14/18	66,612	Minnesota	U.S. Bank Stadium
1/8/11	66,336	Seattle	Qwest Field
12/30/00	64,900	St. Louis Rams	Superdome
1/3/87	63,881	Minnesota	Metrodome

MN - Monday Night Football game; SN - Sunday Night Football game; TN - Thursday Night Football game

# PRESEASON RESULTS

Home games in bold; \* - Hall of Fame Game

## 1967 (5-1)

8/2	L.A. Rams (Anaheim, Calif.)	L, 7-16	26,364
8/12	St.L. Cards (Shreveport, La.)	W, 23-14	25,500
8/19	Pittsburgh (Baton Rouge, La.)	W, 20-17	35,000
8/26	San Fran. (Portland, Ore.)	W, 24-10	23,348
9/2	Miami (Charleston, S.C.)	W, 20-17	11,214
9/9	<b>Atlanta</b>	<b>W, 27-14</b>	<b>67,486</b>

## 1968 (2-4)

8/1	L.A. Rams (Anaheim, Calif.)	L, 7-21	29,505
8/10	<b>Boston</b>	<b>W, 19-0</b>	<b>57,152</b>
8/18	at Houston Oilers	L, 23-24	42,734
8/24	<b>Cleveland</b>	<b>W, 40-27</b>	<b>70,045</b>
8/31	at Atlanta	L, 10-16	49,832
9/6	Minn. (Shreveport, La.)	L, 17-20	23,000

## 1969 (2-4)

8/9	at San Diego	L, 7-10	31,683
8/16	at Denver	W, 28-22	28,356
8/23	Pittsburgh (Baton Rouge, La.)	L, 24-34	40,000
8/30	<b>Atlanta</b>	<b>W, 21-17</b>	<b>69,898</b>
9/6	<b>Houston Oilers</b>	<b>L, 14-30</b>	<b>79,937</b>
9/12	at Detroit	L, 7-42	30,312

## 1970 (4-2)

8/8	Minnesota (Canton, Ohio)*	W, 14-13	17,932
8/15	at Houston Oilers	W, 19-10	46,223
8/22	<b>Detroit</b>	<b>L, 17-31</b>	<b>76,778</b>
8/29	Boston (Jackson, Miss.)	W, 26-20	32,000
9/5	<b>New York Jets</b>	<b>L, 14-27</b>	<b>78,581</b>
9/12	<b>San Diego</b>	<b>W, 20-14</b>	<b>63,904</b>

## 1971 (0-6)

8/6	at Buffalo	L, 10-14	35,758
8/14	at Dallas	L, 21-36	73,560
8/21	<b>Kansas City</b>	<b>L, 7-27</b>	<b>70,459</b>
8/28	at San Diego	L, 7-22	35,405
9/4	<b>Philadelphia</b>	<b>L, 0-34</b>	<b>60,487</b>
9/12	<b>Houston Oilers</b>	<b>L, 17-24</b>	<b>60,971</b>

## 1972 (1-4-1)

8/7	at Philadelphia	W, 13-10	53,372
8/12	<b>Buffalo</b>	<b>L, 21-24</b>	<b>66,762</b>
8/19	<b>Dallas</b>	<b>L, 7-30</b>	<b>81,070</b>
8/26	<b>San Diego</b>	<b>L, 14-16</b>	<b>64,506</b>
9/2	Pittsburgh (Memphis, Tenn.)	L, 7-56	43,302
9/10	at Houston Oilers	T, 14-14	44,571

## 1973 (1-5)

8/4	at Kansas City	L, 6-12	67,216
8/11	at Miami	L, 13-14	80,050
8/18	at Dallas	L, 14-24	61,022
8/25	<b>New England</b>	<b>L, 6-31</b>	<b>64,131</b>
9/1	<b>New York Jets</b>	<b>L, 17-28</b>	<b>67,434</b>
9/8	<b>Houston Oilers</b>	<b>W, 16-10</b>	<b>62,339</b>

## 1974 (3-3)

8/3	<b>Pittsburgh</b>	<b>L, 7-26</b>	<b>45,339</b>
8/10	at Miami	L, 20-45	41,524
8/18	at New England	L, 3-7	20,456
8/24	<b>Dallas</b>	<b>W, 16-7</b>	<b>56,563</b>
8/31	<b>New York Jets</b>	<b>W, 24-7</b>	<b>59,829</b>
9/7	at Houston Oilers	W, 24-16	35,103

## 1975 (2-4)

8/6	<b>Houston Oilers</b>	<b>L, 7-13</b>	<b>72,434</b>
8/16	<b>Denver</b>	<b>W, 24-21</b>	<b>40,089</b>
8/23	<b>Miami</b>	<b>L, 10-20</b>	<b>61,253</b>
8/30	<b>Baltimore Colts</b>	<b>W, 27-3</b>	<b>60,643</b>
9/6	at Pittsburgh	L, 13-24	47,341
9/13	at Cincinnati	L, 0-20	48,453

## 1976 (4-2)

7/31	<b>Pittsburgh</b>	<b>L, 14-24</b>	<b>56,039</b>
8/7	at Houston Oilers	W, 13-10	38,675
8/13	at Buffalo	W, 21-14	36,110
8/20	at Baltimore Colts	W, 26-20 ot	38,879
8/28	<b>Cincinnati</b>	<b>W, 13-10</b>	<b>60,044</b>
9/4	<b>Miami</b>	<b>L, 7-20</b>	<b>63,383</b>

## 1977 (5-1)

8/6	at Chicago	W, 20-14	55,163
8/13	<b>New York Giants</b>	<b>W, 23-7</b>	<b>49,900</b>
8/20	<b>Buffalo</b>	<b>W, 20-17</b>	<b>66,282</b>
8/27	<b>New York Jets</b>	<b>L, 14-20</b>	<b>49,455</b>
9/3	at Miami	W, 17-10	39,970
9/10	<b>Houston Oilers</b>	<b>W, 20-16</b>	<b>49,964</b>

## 1978 (2-2)

8/5	Phil. (Mexico City, Mexico)	W, 14-7	30,000
8/12	<b>Miami</b>	<b>L, 17-31</b>	<b>54,105</b>
8/19	<b>Tampa Bay</b>	<b>L, 3-14</b>	<b>49,042</b>
8/26	at Houston Oilers	W, 17-3	49,554

## 1979 (1-3)

8/3	at Miami	L, 7-14	44,704
8/11	<b>Chicago</b>	<b>L, 6-13</b>	<b>45,085</b>
8/18	at Tampa Bay	L, 7-14	49,042
8/24	<b>Houston Oilers</b>	<b>W, 10-7</b>	<b>54,469</b>

## 1980 (1-3)

8/9	<b>St. Louis Cardinals</b>	<b>W, 17-13</b>	<b>57,923</b>
8/17	at Houston Oilers	L, 17-20	43,376
8/23	at Detroit	L, 17-40	49,631
8/29	<b>Miami</b>	<b>L, 0-20</b>	<b>50,635</b>

## 1981 (3-1)

8/8	<b>Baltimore Colts</b>	<b>W, 24-23</b>	<b>46,792</b>
8/15	<b>Houston Oilers</b>	<b>W, 27-7</b>	<b>67,562</b>
8/23	Phil. (Syracuse, N.Y.)	L, 6-37	28,001
8/29	<b>Detroit</b>	<b>W, 20-17 ot</b>	<b>52,090</b>

OWNER

FOOTBALL

ADMINISTRATION

RECORDS

HISTORY

## PRESEASON RESULTS

## 1982 (1-3)

8/12	at Houston Oilers	L, 20-22	44,599
8/21	Kansas City	W, 6-3	46,585
8/28	Cleveland	L, 17-20	55,689
9/3	at Minnesota	L, 21-24	59,810

## 1983 (3-2)

7/30	Pittsburgh (Canton, Ohio)*	L, 14-27	23,909
8/6	at Tampa Bay	L, 17-20	53,111
8/13	at Miami	W, 19-17	38,735
8/20	Houston Oilers	W, 20-13	60,430
8/27	New York Jets	W, 17-10	58,176

## 1984 (3-1)

8/4	at Kansas City	W, 34-20	34,230
8/11	Atlanta	W, 31-21	58,502
8/18	at Houston Oilers	W, 31-19	45,522
8/25	Washington	L, 9-14	52,040

## 1985 (1-3)

8/10	at New England	W, 32-20	27,014
8/17	Houston Oilers	L, 20-23	53,491
8/24	Tampa Bay	L, 10-14	49,337
8/30	at San Diego	L, 20-21	40,462

## 1986 (2-2)

8/9	at Denver	W, 10-7	47,408
8/16	New England	L, 34-38	54,364
8/23	at Houston Oilers	L, 13-24	38,617
8/30	Kansas City	W, 13-10	47,945

## 1987 (3-1)

8/15	Minnesota	W, 23-17	52,884
8/22	Houston Oilers	L, 13-16	51,562
8/29	Pittsburgh	W, 31-28	46,770
9/4	at Cincinnati	W, 26-14	46,289

## 1988 (2-2)

8/7	at Minnesota	W, 23-20	47,624
8/12	at Phoenix	W, 33-28	51,987
8/20	at Indianapolis	L, 6-18	54,117
8/27	Pittsburgh	L, 28-31	56,174

## 1989 (1-3)

8/12	Indianapolis	L, 7-31	57,771
8/19	at Buffalo	L, 7-10	48,512
8/28	Cincinnati	W, 27-10	51,150
9/1	Washington	L, 21-26	56,181

## 1990 (4-1)

8/5	L.A. Raiders (London, Eng.)	W, 17-10	63,106
8/11	at Minnesota	W, 13-10	48,154
8/18	Green Bay (Madison, Wis.)	L, 13-27	47,848

8/25	Buffalo	W, 28-23	51,959
8/31	Indianapolis	W, 17-14	54,796

## 1991 (2-2)

8/3	Minnesota	W, 18-3	58,953
8/10	Green Bay	W, 31-20	55,730
8/17	at Indianapolis	L, 28-34	50,896
8/24	at Miami	L, 24-28	44,099

## 1992 (3-1)

8/10	at Chicago	W, 34-31	53,846
8/17	Pittsburgh	W, 26-0	61,671
8/22	Houston Oilers	L, 3-33	61,194
8/27	Miami (Baltimore, Md.)	W, 17-3	60,021

## 1993 (4-1)

7/31	Philadelphia (Tokyo, Japan)	W, 28-16	49,363
8/7	Houston Oilers (San Ant., Texas)	W, 37-28	40,308
8/14	Green Bay (Madison, Wis.)	W, 26-17	59,523
8/23	Chicago	W, 20-14	61,149
8/27	Detroit	L, 16-17	60,700

## 1994 (1-3)

8/5	at New England	L, 6-24	37,800
8/13	at Minnesota	L, 17-21	46,067
8/19	Green Bay	L, 10-13	54,714
8/25	Dallas	W, 28-10	57,281

## 1995 (1-3)

8/5	Green Bay (Madison, Wis.)	L, 17-27	49,071
8/11	at New York Giants	L, 13-14	54,416
8/20	Seattle	L, 19-24	38,228
8/25	Detroit	W, 24-10	38,073

## 1996 (3-2)

7/27	Indianapolis (Canton, Ohio)*	L, 3-10	23,376
8/2	at Detroit	W, 23-22	35,782
8/10	at Kansas City	L, 6-42	65,710
8/17	Chicago	W, 31-21	35,246
8/23	Minnesota	W, 16-13	35,728

## 1997 (3-1)

8/2	at Tennessee	W, 21-12	22,811
8/9	Kansas City	W, 26-7	55,211
8/16	at Oakland	L, 18-16	36,771
8/22	at Chicago	W, 13-7	58,656

## 1998 (1-3)

8/8	at Green Bay	L, 7-31	60,080
8/14	at Denver	L, 10-17	70,937
8/22	Tennessee	L, 24-26	46,069
8/28	Tampa Bay	W, 10-6	43,774

# PRESEASON RESULTS

## 1999 (2-2)

8/13	at Miami	W, 26-14	59,972
8/21	Indianapolis	L, 7-37	41,788
8/28	Green Bay	L, 17-38	53,074
9/2	at Tennessee	W, 12-11	63,634

## 2000 (1-3)

7/29	at New York Jets	L, 20-24	75,754
8/5	at Minnesota	W, 25-24	63,445
8/12	Indianapolis (W. Lafayette, Ind.)	L, 0-17	20,105
8/25	Miami	L, 17-22	46,955

## 2001 (1-3)

8/11	Minnesota (San Ant., Texas)	L, 21-28	46,752
8/18	Dallas	W, 16-10	53,249
8/24	at Denver	L, 24-31	74,063
9/1	at Seattle	L, 14-28	68,655

## 2002 (3-1)

8/10	Houston Texans	L, 10-13	67,356
8/15	at Miami	W, 24-7	56,930
8/24	at Cincinnati	W, 31-23	41,636
8/30	Indianapolis	W, 25-21	67,247

## 2003 (1-3)

8/11	Philadelphia	L, 17-27	67,594
8/16	at New York Jets	W, 22-17	76,527
8/23	at San Francisco	L, 12-27	63,153
8/28	Miami	L, 10-24	68,477

## 2004 (2-2)

8/13	New York Jets	W, 23-13	64,900
8/16	at Green Bay	L, 14-19	69,669
8/27	at Chicago	W, 17-13	61,208
9/3	Miami	L, 19-20	64,900

## 2005 (1-3)

8/12	Seattle	L, 15-34	38,529
8/18	at New England	W, 37-27	68,736
8/26	Baltimore Ravens	L, 6-21	44,485
9/1	at Oakland	L, 6-13	32,191

## 2006 (1-3)

8/12	at Tennessee	W, 19-16	69,143
8/21	Dallas (Shreveport, La.)	L, 7-30	45,162
8/26	Indianapolis (Jack., Miss.)	L, 6-21	44,485
9/1	at Kansas City	L, 9-10	70,456

## 2007 (3-2)

8/5	Pittsburgh (Canton, Ohio)*	L, 7-20	22,302
8/10	Buffalo	L, 10-13	70,003
8/18	at Cincinnati	W, 27-19	65,227
8/23	at Kansas City	W, 30-7	72,283
8/30	Miami	W, 7-0	68,926

## 2008 (2-2)

8/7	at Arizona	W, 24-10	63,109
8/16	Houston Texans	L, 27-31	70,009
8/23	at Cincinnati	W, 13-0	65,043
8/28	Miami	L, 10-14	70,008

## 2009 (3-1)

8/14	Cincinnati	W, 17-7	68,962
8/22	at Houston Texans	W, 38-14	70,107
8/29	at Oakland	W, 45-7	32,585
9/3	Miami	L, 7-10	68,681

## 2010 (2-2)

8/12	at New England	L, 24-27	68,756
8/21	Houston Texans	W, 38-20	70,025
8/27	San Diego	W, 36-21	70,031
9/2	at Tennessee	L, 24-27	69,143

## 2011 (2-2)

8/12	San Francisco	W, 24-3	72,578
8/20	at Houston Texans	L, 14-27	70,828
8/28	at Oakland	W, 40-20	34,322
9/1	Tennessee	L, 9-32	72,667

## 2012 (2-3)

8/5	Arizona (Canton, Ohio)*	W, 17-10	18,100
8/9	at New England	L, 6-7	68,756
8/17	Jacksonville	L, 24-27	72,056
8/25	Houston Texans	W, 34-27	72,082
8/30	at Tennessee	L, 6-10	69,143

## 2013 (3-1)

8/9	Kansas City	W, 17-13	72,080
8/16	Oakland	W, 28-20	72,122
8/25	at Houston Texans	W, 31-23	71,611
8/29	at Miami	L, 21-24	43,019

## 2014 (3-1)

8/8	at St. Louis Rams	W, 26-24	54,850
8/15	Tennessee	W, 31-24	73,002
8/23	at Indianapolis	W, 23-17	65,565
8/28	Baltimore Ravens	L, 13-22	73,004

## 2015 (0-4)

8/13	at Baltimore Ravens	L, 27-30	70,501
8/22	New England	L, 24-26	73,004
8/30	Houston Texans	L, 13-27	72,998
9/3	at Green Bay	L, 10-38	73,863

## 2016 (0-4)

8/11	at New England	L, 22-34	66,829
8/20	at Houston	L, 9-16	71,517
8/26	Pittsburgh	L, 14-27	73,002
9/1	Baltimore Ravens	L, 14-23	73,001

OWNER

FOOTBALL

ADMINISTRATION

RECORDS

HISTORY



## PRESEASON RESULTS

### 2017 (2-2)

8/10	at Cleveland	L, 14-20	58,779
8/20	at Los Angeles Chargers	W, 13-7	21,197
8/26	Houston Texans	W, 13-0	73,064
8/31	Baltimore Ravens	L, 13-14	73,097

### 2018 (3-1)

8/9	at Jacksonville	W, 24-20	62,354
8/17	Arizona	L, 15-20	73,065
8/25	at Los Angeles Chargers	W, 36-7	22,597
8/30	Los Angeles Rams	W, 28-0	73,029

### 2019 (2-2)

8/9	Minnesota	L, 25-34	73,018
8/18	at Los Angeles Chargers	W, 19-17	23,207
8/24	at New York Jets	W, 28-13	74,615
8/29	Miami Dolphins	L, 13-16	73,085

## PRESEASON RECORDS

Team	W	L	T	Pct.
Atlanta	3	1	0	.750
Baltimore	0	5	0	.000
Buffalo	3	4	0	.429
Carolina	0	0	0	.000
Chicago	6	1	0	.857
Cincinnati	7	1	0	.875
Cleveland	1	2	0	.333
Dallas	3	4	0	.429
Denver	3	2	0	.600
Detroit	3	4	0	.429
Green Bay	2	7	0	.222
Houston	5	5	0	.500
Indianapolis	6	7	0	.462
Jacksonville	1	1	0	.500
Kansas City	6	4	0	.600

Team	W	L	T	Pct.
L.A. Chargers	5	4	0	.556
L.A. Rams	2	2	0	.500
Miami	7	15	0	.318
Minnesota	7	5	0	.583
New England	4	8	0	.333
N.Y. Giants	1	1	0	.500
N.Y. Jets	5	4	0	.556
Raiders	4	2	0	.667
Philadelphia	3	3	0	.500
Pittsburgh	3	9	0	.333
San Francisco	2	1	0	.667
Seattle	0	3	0	.000
Tampa Bay	1	4	0	.200
Tennessee	15	14	1	.517
Washington	0	2	0	.000
<b>Totals</b>	<b>108</b>	<b>123</b>	<b>1</b>	<b>.468</b>

# SAINTS STATISTICS

## 1967

### RECORD: 3-11

### FINISH: 4TH-CAPITOL

Date	W/L	Score	Opponent	Attendance	RUSHING	No	Yds	Avg	LG	TD	PUNT	RET	Ret	FC	Yds	Avg	LG	TD					
9/17	L	13-27	Los Angeles	80,879	Taylor	130	390	3.0	16	2	Roberts	11	12	50	4.5	11	0	0					
9/24	L	10-30	Washington	74,937	Wheelwright	59	198	3.4	13	0	Gilliam	7	6	13	1.9	8	0	0					
10/1	L	7-42	Cleveland	77,045	Kilmer	20	142	7.1	31	1	Brown	3	2	1	0.3	13	0	0					
10/8	L	21-27	at New York Giants	62,670	Barrington	34	121	3.6	22	0	Douglas	2	1	15	7.5	12	0	0					
10/15	L	10-14	at Dallas	64,128	Schultz	32	117	3.7	22	2	Saints	23	21	79	3.4	13	0	0					
10/22	L	13-27	at San Francisco	34,285	McCall	21	86	4.1	49	1	Opponents	35	14	261	7.5	29	0	0					
10/29	L	10-14	Pittsburgh	66,911	Cuzzo	19	43	2.3	10	1													
11/5	W	31-24	Philadelphia	59,596	Gilliam	7	41	5.9	19	0	KICKOFF	RET	No	Yds	Avg	LG	TD						
11/12	L	10-27	Dallas	83,437	McNeill	4	38	9.5	25	0	Roberts	28	737	26.3	91	1	0	0					
11/19	L	21-48	at Philadelphia	60,751	Brown	8	16	2.0	7	2	Gilliam	16	481	30.1	94	1	0	0					
11/26	W	27-24	Atlanta	83,437	Saints	334	1192	3.6	49	9	Barrington	7	113	16.1	27	0	0	0					
12/3	L	20-31	at St. Louis	41,171	Opponents	469	2092	4.5	56	22	McCall	7	198	28.3	68	0	0	0					
12/10	L	10-30	at Baltimore	60,238							Brown	5	103	20.6	26	0	0	0					
12/17	W	30-14	at Washington	50,486	RECEIVING	No	Yds	Avg	LG	TD	Jordan	3	56	18.7	27	0	0	0					
					Abramowicz	50	721	14.4	80	6	Douglas	1	17	17.0	17	0	0	0					
TEAM STATISTICS					Taylor	38	251	6.6	27	0	Logan	1	0	0.0	0	0	0	0					
TOTAL FIRST DOWNS					Proge	24	380	15.8	65	0	Nevelt	1	0	0.0	0	0	0	0					
Rushing					Gilliam	22	264	12.0	35	1	Rose	1	21	21.0	21	0	0	0					
Passing					Kramer	20	207	10.4	17	2	Sturm	1	0	0.0	0	0	0	0					
Penalty					Hall	19	249	13.1	21	0	Vandersea	1	13	13.0	13	0	0	0					
POSSESSION AVG.					Roberts	17	384	22.6	96	3	Saints	72	1739	24.2	94	2	0	0					
TOTAL NET YARDS					Schultz	14	186	13.3	25	0	Opponents	51	1166	22.9	94	0	0	0					
Avg. Per Game					Wheelwright	9	61	6.8	18	0													
Total Plays					Burke	8	84	10.5	21	0	FIELD GOALS							1-19	20-29	30-39	40-49	50+	
Avg. Per Play					McCall	4	75	18.8	34	1	Durkee	3/3	2/8	6/7	3/11	0/3							
NET YARDS RUSHING					Barrington	4	50	12.5	29	0	Saints	3/3	2/8	6/7	3/11	0/3							
Avg. Per Game					Brown	3	23	7.7	9	0	Opponents	3/8	6/7	4/6	1/7	1/1							
Total Rushes					J. Simmons	2	25	12.5	16	0													
NET YARDS PASSING					Hester	2	10	5.0	7	0													
Avg. Per Game					Ogden	1	19	19.0	19	0													
Sacked/Yards Lost					52/391	23/199	Saints	237	2989	12.6	96	13											
Gross Yards					2989	3035	Opponents	207	3035	14.7	76	25											
Att./Completions					478/237	410/207																	
Completion Pct.					49.6	50.5	INTERCEPTIONS					No	Yds	Avg	LG	TD	Opponents: (31B, 27N, 47N, 10G, 21G) (37G)						
Had Intercepted					23	22	Whitsell	10	178	17.8	41	2											
PUNTS/AVERAGE					74/42.9	63/39.9	Burkett	3	57	19.0	23	0											
NET PUNTING AVG.					74/37.5	63/37.3	Logan	3	21	7.0	18	0											
PENALTIES/YARDS					76/785	83/844	Hart	1	21	21.0	21	0											
FUMBLES/BALL LOST					21/14	21/10	Douglas	1	19	19.0	19	0											
TOUCHDOWNS					27	48	Rose	1	15	15.0	15	0											
Rushing					9	22	D. Simmons	1	12	12.0	12	0											
Passing					13	25	Whittingham	1	8	8.0	8	0											
Returns					5	1	Heidel	1	2	2.0	2	0											
							Saints	22	333	15.1	41	2											
							Opponents	23	303	13.2	88	0											
Score by Periods					1	2	3	4	OT	TOT													
Saints					40	75	66	52	0	233													
Opponents					57	128	74	120	0	319													
					PUNTING					No	Yds	Avg	Net	TB	LG	B							
					McNeill					74	3174	42.9	37.5	7	66	0							
					Saints					74	3174	42.9	37.5	7	66	0							
					Opponents					63	2511	39.9	37.3	4	68	0							
SCORING					Td	Ru	Pa	Rt	PAT	FG	S	TP											
Durkee					0	0	0	0	27/27	14/32	0	69											
Abramowicz					6	0	6	0			0	36											
Roberts					5	0	3	2			0	30											
Brown					2	2	0	0			0	12											
Gilliam					2	0	1	0			0	12											
Kramer					2	0	2	0			0	12											
McCall					2	1	1	0			0	12											
Schultz					2	2	0	0			0	12											
Taylor					2	2	0	0			0	12											
Whitsell					2	0	2	0			0	12											
Cuzzo					1	1	0	0			0	6											
Kilmer					1	1	0	0			0	6											
Anderson					0	0	0	0			1	2											
Saints					27	9	13	5	27/27	14/32	1	233											
Opponents					48	22	25	1	46/48	15/29	0	379											
SACKS: Saints 23.0, Opp. 52.0																							

OWNER  
FOOTBALL  
ADMINISTRATION  
RECORDS  
HISTORY

# SAINTS STATISTICS

1968

RECORD: 4-9-1

FINISH: 3RD-CENTURY

OWNER

FOOTBALL

ADMINISTRATION

RECORDS

HISTORY

Date	W/L	Score	Opponent	Attendance	RUSHING	No	Yds	Avg	LG	TD	PUNT	RET	Ret	FC	Yds	Avg	LG	TD
9/15	L	10-24	Cleveland	74,215	McCall	155	637	4.1	48	4	Gilliam	15	7	60	4.0	21	0	0
9/22	W	31-17	Washington	65,941	Lorick	104	344	3.3	36	0	Brown	8	1	60	7.5	53t	1	0
9/29	L	20-21	St. Louis	79,021	Schultz	43	152	3.5	15	0	Howard	8	5	42	5.3	12	0	0
10/6	L	21-38	at New York Giants	60,967	Barrington	45	111	2.5	22	0	Nevett	3	0	-9	-3.0	0	0	0
10/13	W	20-17	Minnesota	71,105	Wheelwright	21	99	4.7	15	1	Douglas	0	1	0	---	---	0	0
10/20	W	16-12	at Pittsburgh	32,303	Kilmer	21	97	4.6	22	2	Saints	34	14	153	4.5	53t	1	0
10/27	L	17-31	at St. Louis	45,476	Gilliam	2	36	18.0	29	0	Opponents	30	17	320	10.7	86t	1	0
11/3	L	3-17	Dallas	84,728	Abramowicz	2	27	13.5	18	0								
11/10	L	17-35	at Cleveland	71,025	Poage	1	22	22.0	22	0	KICKOFF RET	No	Yds	Avg	LG	TD		
11/17	L	7-29	at Green Bay (Mil.)	49,644	South	4	5	1.3	2	0	Howard	23	533	23.2	36	0		
11/24	T	20-20	at Detroit	46,152	Baker	4	2	0.5	3	0	Gilliam	15	328	21.9	48	0		
12/1	L	17-23	Chicago	78,285	McNeill	2	1	0.5	15	0	Brown	8	137	17.1	28	0		
12/8	L	17-29	at Philadelphia	57,128	Whitsell	1	-1	-1.0	-1	0	Nevett	2	94	47.0	31	0		
12/15	W	24-14	Pittsburgh	66,131	Sweetan	4	-5	-1.3	2	0	Douglas	1	10	10.0	10	0		

TEAM STATISTICS	N.O.	OPP.	RECEIVING	No	Yds	Avg	LG	TD
TOTAL FIRST DOWNS	224	228	Abramowicz	54	890	16.5	47t	7
Rushing	80	97	Lorick	26	272	10.5	29	3
Passing	122	109	McCall	26	270	10.4	25t	2
Penalty	22	22	Parks	25	258	10.3	41	0

POSSESSION AVG.			Opponents			Opponents			Opponents							
TOTAL NET YARDS	3863	4291	McCall	26	270	10.4	25t	2								
Avg. Per Game	275.9	306.5	Gilliam	25	258	10.3	41	0	FIELD GOALS	1-19	20-29	30-39	40-49	50+		
Total Plays	881	839	Hester	17	300	17.6	51	2	Durkee	3/3	3/4	9/14	4/11	0/5		
Avg. Per Play	4.4	5.1	Stickles	15	206	13.7	35	2	Saints	3/3	3/4	9/14	4/11	0/5		
NET YARDS RUSHING	1527	2105	Schultz	12	34	2.8	14	0	Opponents	1/2	5/16	1/16	4/11	1/12		
Avg. Per Game	109.1	150.4	Barrington	9	33	3.7	10	1								
Total Rushes	439	499	Poage	1	11	11.0	11	0								
NET YARDS PASSING	2336	2186	Wheelwright	1	-9	-9.0	-9	0								
Avg. Per Game	166.9	156.1	Saints	210	2549	12.1	51	17								
Sacked/Yards Lost	33/213	34/297	Opponents	153	2483	16.2	68t	25	25N	42/21	41/41	31G	31G	32N	19G	49N
									(0/0)	37N	45N	31G				

ATT./COMPLETIONS	439/210	366/153	INTERCEPTIONS	No	Yds	Avg	LG	TD
Completion Pct.	47.8	41.8	Whitsell	6	44	7.3	32	0
Had Intercepted	29	16	Burris	3	129	43.0	94t	1
PUNTS/AVERAGE	75/37.6	69/40.8	Gene Howard	3	51	17.0	35	0
NET PUNTING AVG.	75/32.3	69/37.4	Whittingham	1	16	16.0	16	0
PENALTIES/YARDS	82/843	74/757	Kimbrough	1	15	15.0	15	0
FUMBLES/BALL LOST	19/11	33/26	Cordileone	1	7	7.0	7	0

TOUCHDOWNS	27	42	Kelley	1	0	0.0	0	0
Rushing	7	13	Saints	16	262	16.4	94t	1
Passing	17	25	Opponents	29	294	10.1	51t	2
Returns	3	4						

Score by Periods	1	2	3	4	OT	TOT
Saints	71	79	51	45	0	246
Opponents	44	95	67	121	0	327

SCORING	TD	Ru	Pt	PA	FG	S	TP
Durkee	0	0	0	0	27/27	19/37	0
Abramowicz	7	0	7	0	0	0	42
McCall	6	4	2	0	0	0	36
Lorick	3	0	3	0	0	0	18
Hester	2	0	2	0	0	0	12
Kilmer	2	0	2	0	0	0	12
Stickles	2	0	2	0	0	0	12
Barrington	1	0	1	0	0	0	6
Brown	1	0	0	1	0	0	6
Burris	1	0	0	1	0	0	6
Wheelwright	1	1	0	0	0	0	6
Whitsell	1	0	0	1	0	0	6
Saints	27	7	17	3	27/27	19/37	0
Opponents	42	13	25	4	37/42	12/27	1
SACKS: Saints 34.0, Opp. 33.0							

## 1968 NFL CENTURY STANDINGS

Saints Finish: 3rd place

	W	L	T	Pct.
Cleveland	10	4	0	.714
St. Louis	9	4	1	.692
New Orleans	4	9	1	.321
Pittsburgh	2	11	1	.154

PASSING	Att	Cmp	Yds	Cmp%	Yds/Att	TD	TD%	Int	Int%	Long	Sk/Yds	Rating
Kilmer	315	167	2060	53.0	6.54	15	4.8	17	5.4	51	26/170	66.9
Sweetan	78	27	318	34.6	4.08	1	1.3	9	11.5	42	5/29	12.6
South	38	14	129	36.8	3.39	1	2.6	3	7.9	19	2/14	22.8
Barrington	6	2	42	33.3	7.00	0	0.0	0	0.0	23	0/0	59.0
McCall	1	0	0	0.0	0.00	0	0.0	0	0.0	0	0/0	39.6
Parks	1	0	0	0.0	0.00	0	0.0	0	0.0	0	0/0	39.6
Saints	439	210	2549	47.8	5.81	17	3.9	29	6.6	51	33/213	51.5
Opponents	366	153	2483	41.8	6.78	25	6.8	16	4.4	68t	34/297	69.7

# SAINTS STATISTICS

1969

RECORD: 5-9

FINISH: 3RD-CAPITOL

Date	W/L	Score	Opponent	Attendance
9/21	L	20-26	Washington	73,147
9/28	L	17-21	Dallas	79,567
10/5	L	17-36	at Los Angeles	54,879
10/12	L	17-27	Cleveland	71,274
10/19	L	10-30	Baltimore	80,636
10/26	L	10-13	at Philadelphia	60,658
11/2	W	51-42	at St. Louis	46,718
11/9	L	17-33	at Dallas	68,282
11/16	W	25-24	at New York Giants	62,927
11/23	W	43-38	San Francisco	71,448
11/30	W	26-17	Philadelphia	72,805
12/7	L	17-45	at Atlanta	57,021
12/14	L	14-17	at Washington	50,354
12/21	W	27-24	Pittsburgh	72,256

TEAM STATISTICS	N.O.	OPP.
TOTAL FIRST DOWNS	282	242
Rushing	93	88
Passing	158	131
Penalty	31	23

POSSESSION AVG.		
TOTAL NET YARDS	4679	5018
Avg. Per Game	334.2	358.4
Total Plays	879	822
Avg. Per Play	5.3	6.1

NET YARDS RUSHING		
Avg. Per Game	121.8	131.1
Total Rushes	399	419
NET YARDS PASSING	2974	3183
Avg. Per Game	212.4	227.4
Sacked/Yards Lost	27/241	21/199
Gross Yards	3215	3382
Att./Completions	453/245	382/200
Completion Pct.	54.1	52.4
Had Intercepted	20	12

PUNTS/AVERAGE		
NET PUNTING AVG.	49/36.6	58/36.1
PENALTIES/YARDS	83/943	81/773
FUMBLES/BALL LOST	20/12	20/10
TOUCHDOWNS	35	49
Rushing	12	15
Passing	22	32
Returns	1	2

Score by Periods	1	2	3	4	OT	TOT
Saints	37	109	96	69	0	311
Opponents	87	143	70	93	0	393

SCORING	Td	Ru	Pa	Rt	PAT	FG	S	TP
Dempsey	0	0	0	0	33/35	22/41	0	99
Livingston	8	5	3	0			0	48
Abramowicz	7	0	7	0			0	42
Wheelwright	5	4	1	0			0	30
Poage	4	0	4	0			0	24
Parks	3	0	3	0			0	18
Baker	2	1	1	0			0	12
Shy	2	1	1	0			0	12
Barrington	1	1	0	0			0	6
Dodd	1	0	1	0			0	6
Hester	1	0	1	0			0	6
Preece	1	0	0	1			0	6
Saints	35	12	22	1	33/35	22/41	1	311
Opponents	49	15	32	2	47/49	16/29	2	393

SACKS: Saints 21.0, Opp. 27.0
-------------------------------

RUSHING	No	Yds	Avg	LG	TD
Livingston	181	761	4.2	18	5
Baker	134	642	4.8	54	1
Wheelwright	25	85	3.4	17	4
Shy	21	75	3.6	22	1
Abramowicz	3	61	20.3	28	0
Barrington	7	33	4.7	17	1
Kilmer	11	18	1.6	12	0
Hargett	5	15	3.0	11	0
Dodd	3	12	4.0	9	0
Lonick	5	11	2.2	6	0
Poage	1	-3	-3.0	-3	0
Looney	3	-5	-1.7	4	0
Saints	399	1705	4.3	54	12
Opponents	419	1835	4.4	66	15

RECEIVING	No	Yds	Avg	LG	TD
Abramowicz	73	1015	13.9	49	7
Dodd	37	600	16.2	52	1
Baker	34	352	10.4	35	1
Parks	31	439	14.2	40	3
Livingston	28	278	9.9	51	3
Poage	18	236	13.1	29	4
Shy	9	141	15.7	70	1
Wheelwright	8	68	8.5	20	1
Barrington	4	42	10.5	15	0
Hester	3	44	14.7	22	1
Saints	245	3215	13.1	70	22
Opponents	200	3382	16.9	88	32

INTERCEPTIONS	No	Yds	Avg	LG	TD
Neveitt	3	20	6.7	20	0
Whitsell	3	14	4.7	11	0
Howard	2	0	0.0	0	0
Burris	1	24	24.0	24	0
Absher	1	7	7.0	7	0
Preece	1	6	6.0	6	0
Thompson	1	2	2.0	2	0
Saints	12	73	6.1	24	0
Opponents	20	265	13.3	47	0

PUNTING	No	Yds	Avg	Net	TB	I20	LG	B
Cordill	42	1719	40.9	35.9	2	58	1	Dallas
McNeill	7	312	44.6	41.0	1	81	0	Washington
Saints	49	2031	41.4	36.6	3	81	1	New Orleans
Opponents	58	2410	41.6	36.1	5	54	1	Philadelphia

PUNT RET	Ret	FC	Yds	Avg	LG	TD
Dodd	15	9	106	7.1	21	0
Howard	9	0	73	8.1	30	0
Thompson	4	1	25	6.3	12	0
Barrington	1	0	8	8.0	8	0
Ward	1	1	5	5.0	5	0
Lonick	0	1	0	—	—	0
Saints	30	12	217	7.2	30	0
Opponents	27	5	176	6.5	39	0

KICKOFF RET	No	Yds	Avg	LG	TD
Barrington	17	394	23.2	54	0
Neveitt	16	447	27.9	57	0
Shy	9	227	25.2	86	0
Howard	8	171	21.4	28	0
Dodd	5	101	20.2	26	0
Thompson	3	58	19.3	21	0
Ward	2	53	26.5	37	0
Hester	1	4	4.0	4	0
Preece	1	0	0.0	0	0
Saints	62	1455	23.5	86	0
Opponents	48	935	19.5	44	0

FIELD GOALS	1-19	20-29	30-39	40-49	50+
Dempsey	5/6	6/7	3/6	7/11	1/11
Saints	5/6	6/7	3/6	7/11	1/11
Opponents	6/7	4/4	4/8	2/9	0/1

Dempsey: (57N, 13G, 43G) (32N, 56N, 43G) (48N, 55G) (22G) (35N, 33G) (18N, 22G) (48N, 43N, 56N, 43G) (56N, 37G) (50N, 23G, 43G, 13G, 19G) (53B, 55N, 57N, 17G, 43G) (27N, 56N, 37N, 27G, 40G, 26G, 17G) (54N, 47N, 20G) ( ) (38G, 40G)
--

Opponents: (18G) (47N) (35G, 44G) (31N, 37N, 37B, 28G, 30G) (57N, 43N, 33G) (34N, 47N, 45N, 12G, 40G) ( ) (46B, 40N, 21G, 21G) (19G) (23G) (30G) (19G) (44N, 19G) (19N, 11G)
--

1969 NFL CAPITOL STANDINGS				
Saints Finish: 3rd place	W	L	T	Pct.
Dallas	11	2	1	846
Washington	7	5	2	583
New Orleans	5	9	0	357
Philadelphia	4	9	1	308

PASSING	Att	Cmp	Yds	Cmp%	Yds/Att	TD	TD%	Int	Int%	Long	Sk/Yds	Rating
Kilmer	360	193	2532	53.6	7.03	20	5.6	17	4.7	52	22/212	74.9
Hargett	52	31	403	59.6	7.75	0	0.0	0	0.0	32	3/18	84.1
Ninowski	34	17	227	50.0	6.68	1	2.9	2	5.9	70	1/11	56.9
Livingston	4	3	38	75.0	9.50	1	25.0	1	25.0	14	0/0	104.2
Barrington	2	1	15	50.0	7.50	0	0.0	0	0.0	15	1/0	75.0
Looney	1	0	0	0.0	0.00	0	0.0	0	0.0	0	0/0	39.6
Saints	453	245	3215	54.1	7.10	22	4.9	20	4.4	70	27/241	74.5
Opponents	382	200	3382	52.4	8.85	32	8.4	12	3.1	88	21/199	97.4

OWNER

FOOTBALL

ADMINISTRATION

RECORDS

HISTORY

# SAINTS STATISTICS

1970

RECORD: 2-11-1

FINISH: 4TH-NFC WEST

OWNER

FOOTBALL

ADMINISTRATION

RECORDS

HISTORY

Date	W/L	Score	Opponent	Attendance	RUSHING	No	Yds	Avg	LG	TD	PUNTING	No	Yds	Avg	Net	TB	I20	LG	B
9/20	L	3-14	Atlanta	77,042	Baker	82	337	4.1	29	1	Fagan	77	3269	42.5	35.8	4		64	2
9/27	L	0-26	at Minnesota	47,900	Barrington	72	228	3.2	16	2	Saints	77	3269	42.5	35.8	4		64	2
10/4	W	14-10	New York Giants	69,126	Otis	71	211	3.0	15	0	Opponents	56	2265	40.4	33.4	9		60	1
10/11	L	17-24	at St. Louis	45,294	Pitts	32	96	3.0	11	0									
10/18	T	20-20	at San Francisco	39,446	Davis	27	94	3.5	25	0	PUNT RET	Ret	FC	Yds	Avg	LG	TD		
10/25	L	14-32	at Atlanta	58,850	McCall	23	63	2.7	11	1	Dodd	14	3	129	9.2	41	0		
11/1	L	17-30	Los Angeles	77,861	Wheelwright	16	45	2.8	9	0	Howard	5	0	14	2.8	5	0		
11/8	W	19-17	Detroit	66,910	Kilmer	12	42	3.5	15	0	Lyons	5	3	34	6.8	27	0		
11/15	L	10-21	at Miami	42,866	Dodd	5	31	6.2	16	0	Hollas	4	6	22	5.5	11	0		
11/22	L	6-31	Denver	66,837	Livingston	10	29	2.9	10	0	Wyatt	1	1	15	15.0	15	0		
11/29	L	6-26	at Cincinnati	59,342	Poage	1	13	13.0	13	0	Saints	29	13	214	7.4	41	0		
12/6	L	16-34	at Los Angeles	66,410	Abramowicz	1	7	7.0	7	0	Opponents	41	22	434	10.6	77	1		
12/13	L	27-38	San Francisco	61,940	Hargett	4	7	1.8	7	0									
12/20	L	3-24	Chicago	63,518	Dusenbery	4	6	1.5	3	0	KICKOFF RET	No	Yds	Avg	LG	TD			
					Nyvall	5	6	1.2	6	0	Burrough	15	298	19.9	38	0			
TEAM STATISTICS				N.O.	OPP.						Dodd	15	319	21.3	32	0			
TOTAL FIRST DOWNS				183	263						Dusenbery	10	183	18.3	26	0			
Rushing				55	100						Barrington	6	129	21.5	26	0			
Passing				112	150						Otis	2	22	11.0	19	0			
Penalty				16	13						Lewis	1	19	19.0	19	0			
3rd Down: Made/Att.				67/198	84/193						Lyons	1	20	20.0	20	0			
3rd Down: Pct.				33.8	43.5						McCall	1	26	26.0	26	0			
4th Down: Made/Att.				0/1	3/5						Pitts	1	22	22.0	22	0			
4th Down: Pct.				0.0	60.0						Poage	1	6	6.0	6	0			
POSSESSION AVG.											Saints	53	1044	19.7	38	0			
TOTAL NET YARDS				3673	4952						Opponents	35	735	21.0	55	0			
Avg. Per Game				262.4	353.7														
Total Plays				814	916						FIELD GOALS	1-19	20-29	30-39	40-49	50+			
Avg. Per Play				4.5	5.4						Dempsey	4/5	6/8	1/5	4/7	3/9			
NET YARDS RUSHING				1215	1891						Saints	4/5	6/8	1/5	4/7	3/9			
Avg. Per Game				86.8	135.1						Opponents	7/8	4/5	5/7	6/12	1/2			
Total Rushes				371	469														
NET YARDS PASSING				2458	3061						Dempsey: (43B, 50N, 38N, 42G) (30N, 52N, 37N)								
Avg. Per Game				175.6	218.6						(54B) (29B, 53N, 34G) (40G, 24G) (44N) (23G)								
Sacked/Yards Lost				28/232	17/136						(24B, 29G, 27G, 8G, 63G) (10G) (52N, 47G, 14G)								
Gross Yards				2690	3197						(34B, 28G, 18G) (24G, 50G, 54G) (56N) (19B, 43N, 47G)								
Att./Completions				415/213	430/238						Saints	213	2690	12.6	49	11			
Completion Pct.				51.3	55.3						Opponents	238	3197	13.4	74	19			
Had Intercepted				22	22						Opponents: (1) (42N, 42N, 22G, 14G, 15G, 47G) (42N, 30N, 26N, 8G) (44G) (49N, 21G, 48G) (16G, 49G) (43G, 14G, 23G) (18G) (53N) (30N, 35G)								
PUNTS/AVERAGE				77/42.5	56/40.4						(49N, 35G, 11G, 34G, 22G) (17N, 45G, 37G) (37G) (45N, 50G)								
NET PUNTING AVG.				77/35.8	56/33.4														
PENALTIES/YARDS				91/1029	79/875														
FUMBLES/BALL LOST				27/18	26/16														
TOUCHDOWNS				17	40														
Rushing				4	15														
Passing				11	19														
Returns				2	6														
Score by Periods				1	2	3	4	OT	TOT										
Saints				59	33	22	58	0	172		Saints	22	260	11.8	47	0			
Opponents				68	87	76	116	0	347		Opponents	22	256	11.6	52	1			
SCORING				TD	Ru	Pa	Rt	PAT	FG	S	TP								
Dempsey				0	0	0	0	16/17	18/34	0	70								
Abramowicz				5	0	5	0			0	30								
Barrington				2	2	0	0			0	12								
Burrough				2	0	2	0			0	12								
Dodd				2	0	1	1			0	12								
Parks				2	0	2	0			0	12								
Baker				1	1	0	0			0	6								
McCall				1	1	0	0			0	6								
Morgan				1	0	0	1			0	6								
Poage				1	0	1	0			0	6								
Saints				17	4	11	2	16/17	18/34	0	172								
Opponents				40	15	19	6	38/40	23/34	0	347								
SACKS: Saints 17.0, Opp. 28.0																			
PASSING				Att	Cmp	Yds	Cmp%	Yds/Att	TD	TD%	Int	Int%	Long	Sk/Yds	Rating				
Kilmer				237	135	1557	57.0	6.57	6	2.5	17	7.2	46t	19/155	55.5				
Hargett				175	78	1133	44.6	6.47	5	2.9	5	2.9	49	9/77	63.8				
Ramsey				2	0	0	0.0	0.00	0	0.0	0	0.0	0	0/0	39.6				
Dodd				1	0	0	0.0	0.00	0	0.0	0	0.0	0	0/0	39.6				
Saints				415	213	2690	51.3	6.48	11	2.7	22	5.3	49	28/232	58.6				
Opponents				430	238	3197	55.3	7.43	19	4.4	22	5.1	74	17/136	72.6				



# SAINTS STATISTICS

1971

RECORD: 4-8-2

FINISH: 4TH-NFC WEST

Date	W/L	Score	Opponent	Attendance	RUSHING					PUNT		RET	FC	Yds	Avg	LG	TD
9/19	W	24-20	Los Angeles	70,915	Strong	95	404	4.3	39	3	Dodd	13	4	88	6.8	14	0
9/26	L	20-38	San Francisco	81,595	Gresham	127	383	3.0	18	6	Moore	2	1	12	6.0	9	0
10/3	T	13-13	at Houston	47,966	Ford	93	379	4.1	35	2	Abramowicz	1	4	0	0.0	0	0
10/10	L	14-35	at Chicago	55,049	Manning	33	172	5.2	17	4	Hollas	0	7	0	—	—	0
10/17	W	24-14	Dallas	83,088	Granger	32	139	4.3	16	1	Saints	16	16	100	6.3	14	0
10/24	L	6-28	at Atlanta	58,850	Baker	29	125	4.3	20	0	Opponents	43	11	251	5.8	28	0
10/31	L	14-24	at Washington	53,041	Robinson	29	96	3.3	12	1							
11/7	T	21-21	Oakland	83,102	Hargett	9	24	2.7	11	1	KICKOFF RET	No	Yds	Avg	LG	TD	
11/14	W	26-20	at San Francisco	45,138	Dodd	1	7	7.0	7	0	Robinson	19	443	23.3	51	0	
11/21	L	10-23	Minnesota	83,130	Harris	1	1	1.0	1	0	Dodd	12	252	21.0	28	0	
11/28	W	29-21	at Green Bay (Mil.)	48,035	Parks	2	-2	-1.0	10	0	Moore	11	246	22.4	31	0	
12/5	L	28-45	at Los Angeles	73,610	Fagan	1	-17	-17.0	-17	0	Strong	9	134	14.9	20	0	
12/12	L	17-21	Cleveland	72,794	Saints	452	1711	3.8	39	18	Gresham	3	60	20.0	26	0	
12/19	L	20-24	Atlanta	75,954	Opponents	495	2200	4.4	80t	18	Absher	1	3	3.0	3	0	

TEAM STATISTICS	N.O.	OPP.	RECEIVING	No	Yds	Avg	LG	TD
TOTAL FIRST DOWNS	242	260	Abramowicz	37	657	17.8	63t	5
Rushing	105	123	Parks	35	568	16.2	42	5
Passing	106	110	Newland	21	319	15.2	44	0
Penalty	31	21	Gresham	17	203	11.9	37	0
3rd Down: Made/Att.	62/194	74/182	Strong	16	78	4.9	14	0
3rd Down: Pct.	32.0	40.7	Dodd	15	298	19.9	49	0
4th Down: Made/Att.	4/8	5/6	Robinson	12	53	4.4	17	1
4th Down: Pct.	50.0	83.3	Granger	12	52	4.3	11	0

POSSESSION AVG.	3666	4438	Ford	7	54	7.7	10	0	Durkee: ( ) ( ) (14G, 37G) (48N) (38G) (28G, 24G)
TOTAL NET YARDS	261.9	317.0	Baker	6	44	7.3	29t	1	(33N) (47N) (38G, 14G) (53N, 19G) (34N, 12G, 12G)
Avg. Per Game	261.9	317.0	Burchfield	3	36	12.0	16	0	35G, 26G, 11G) ( ) (34B, 47B, 28G) (30G, 36G)
Total Plays	889	852	Manning	1	-7	-7.0	-7	0	
Avg. Per Play	4.1	5.2	Saints	182	2355	12.9	63t	12	Butler: (46N, 48 N, 32G) (30B, 17N) ( ) ( ) ( )
NET YARDS RUSHING	1711	2200	Opponents	175	2472	14.1	84	20	
Avg. Per Game	122.2	157.1							

NET YARDS PASSING	1955	2238	INTERCEPTIONS	No	Yds	Avg	LG	TD
Avg. Per Game	139.6	159.9	Howell	5	120	24.0	60	0
Sacked/Yards Lost	50/400	24/234	Hollas	5	56	11.2	25	0
Gross Yards	2355	2472	Wyatt	4	84	21.0	55t	1
Att./Completions	387/182	333/175	Martin	3	51	17.0	26	0
Completion Pct.	47.0	52.6	Absher	1	21	21.0	21	0
Had Intercepted	14	20	Flanigan	1	10	10.0	10	0
			Colman	1	0	0.0	0	0

Att./Completions	387/182	333/175	Absher	1	21	21.0	21	0	Opponents: (31G, 27G) (40N, 39N, 42G) (60N,
Completion Pct.	47.0	52.6	Flanigan	1	10	10.0	10	0	22G, 44G) (49N) (50N) (25N) (41N, 47G) () (45N,
Had Intercepted	14	20	Colman	1	0	0.0	0	0	37N, 16G, 37G) (37N, 33G, 47G, 32G)
PUNTS/AVERAGE	77/41.4	50/41.2	Saints	20	342	17.1	60	1	() (15N, 12G) (48N) (47N, 12G)

PENALTIES/YARDS		85/869	98/967	1971 NFC WEST STANDINGS										
FUMBLES/BALL LOST	29/11	39/25									Saints Finish: 4th place			
TOUCHDOWNS	31	44	PUNTING	No	Yds	Avg	Net	TB	120	LG	B			
Rushing	18	18	Saints	77	3188	41.4	37.1	4	64	0				
Passing	12	20	Opponents	50	2061	41.2	38.0	3	59	0				
Returns	1	6												
								</						

Score by Periods	1	2	3	4	OT	TOT
Saints	38	49	60	119	0	266
Opponents	86	89	44	128	0	347

SCORING	Td	Ru	Pa	Rt	PAT	FG	S	TP
Durkee	0	0	0	0	24/25	16/23	0	72
Gresham	6	6	0	0			0	36
Abramowicz	5	0	5	0			0	30
Parks	5	0	5	0			0	30
Manning	4	4	0	0			0	24
Strong	3	3	0	0			0	18
Ford	2	2	0	0			0	12
Robinson	2	1	1	0			0	12
Butler	0	0	0	0	5/6	1/5	0	8
Baker	1	0	1	0			0	6
Granger	1	1	0	0			0	6
Hargett	1	1	0	0			0	6
Wyatt	1	0	0	1			0	6
Saints	31	18	12	1	29/31	17/28	0	266
Opponents	44	18	20	6	43/43	13/26	0	347

PASSING	Att	Cmp	Yds	Cmp%	Yds/Att	TD	TD%	Int	Int%	Long	Sk/Yds	Rating
Hargett	210	96	1191	45.7	5.67	6	2.9	5	2.4	49	10/68	63.4
Manning	177	86	1164	48.6	6.58	6	3.4	9	5.1	63t	40/332	60.1
Saints	387	182	2355	47.0	6.09	12	3.1	14	3.6	63t	50/400	61.9
Opponents	333	175	2472	52.6	7.42	20	6.0	20	6.0	84	24/234	71.8

OWNER

FOOTBALL

ADMINISTRATION

RECORDS

HISTORY



# SAINTS STATISTICS

1973

RECORD: 5-9

FINISH: 3RD-NFC WEST

Date	W/L	Score	Opponent	Attendance	RUSHING	No	Yds	Avg	LG	TD	PUNT RET	Ret	FC	Yds	Avg	LG	TD
9/16	L	7-62	Atlanta	66,428	Phillips	198	663	3.3	20	0	Stevens	17	15	171	10.1	37	0
9/24	L	3-40	at Dallas	52,715	Butler	87	348	4.0	19	1	Winslow	5	3	47	9.4	17	0
9/30	L	10-14	at Baltimore	52,293	Proffit	72	274	3.8	22	0	Myers	0	4	0	---	0	0
10/7	W	21-16	Chicago	56,581	Manning	63	293	4.7	23	2	Saints	22	22	218	9.9	37	0
10/14	W	20-13	Detroit	57,810	Stevens	45	183	4.1	15	2	Opponents	49	13	587	12.0	84	1
10/21	L	0-40	at San Francisco	52,881	Lawson	6	23	3.8	11	0							
10/28	W	19-3	Washington	66,315	Scott	9	18	2.0	4	0	KICKOFF RET	No		Yds	Avg	LG	TD
11/4	W	13-0	Buffalo	74,770	Davis	3	10	3.3	7	0	Stevens	26		590	22.7	48	0
11/11	L	7-29	at Los Angeles	70,358	Minor	3	10	3.3	8	0	Proffit	7		144	20.6	26	0
11/18	L	14-17	at San Diego	34,848	Myers	1	8	8.0	8	0	Lawson	7		118	16.9	27	0
11/25	L	13-24	Los Angeles	67,192	Newland	1	6	6.0	6	0	Fink	5		81	16.2	24	0
12/2	L	10-30	at Green Bay (Mil.)	46,092	Henry Matthews	4	4	1.0	3	0	Jackson	1		0	0.0	0	0
12/9	W	16-10	San Francisco	62,490	Dunbar	3	3	1.0	13	0	D. Moore	1		14	14.0	14	0
12/16	L	10-14	at Atlanta	34,147	O'Neal	2	-1	-5	6	0	Saints	47		947	20.1	48	0
					Saints	497	1842	3.7	23	5	Opponents	33		724	21.9	37	0
					Opponents	556	2402	4.3	63	17							

TEAM STATISTICS	N.O.	OPP.															
TOTAL FIRST DOWNS	287	271															
Rushing	100	131															
Passing	88	119															
Penalty	19	21															
3rd Down: Made/Att.	61/204	70/194															
3rd Down: Pct.	29.9	36.1															
4th Down: Made/Att.	0/0	0/1															
4th Down: Pct.	0.0	0.0															

POSSESSION AVG.																	
TOTAL NET YARDS	3501	4580															
Avg. Per Game	250.1	327.1															
Total Plays	872	917															
Avg. Per Play	4.0	5.0															
NET YARDS RUSHING	1842	2402															
Avg. Per Game	131.6	171.6															
Total Rushes	497	556															
NET YARDS PASSING	1659	2178															
Avg. Per Game	118.5	155.6															
Sacked/Yards Lost	37/242	24/155															
Gross Yards	1901	2333															
Att./Completions	338/163	337/176															
Completion Pct.	48.2	52.2															
Had Intercepted	17	16															

PUNTS/AVERAGE																	
NET PUNTING AVG.	81/33.2	63/40.1															
PENALTIES/YARDS	58/516	69/751															
FUMBLES/BALL LOST	34/17	32/14															
TOUCHDOWNS	16	36															
Rushing	5	17															
Passing	11	15															
Returns	0	4															

Score by Periods	1	2	3	4	OT	TOT											
Saints	27	55	47	34	0	163											
Opponents	39	90	100	83	0	312											

SCORING	TD	Ru	Pa	Rt	PAT	FG	S	TP									
McClard	0	0	0	0	9/9	13/24	0	48									
Dunbar	4	0	4	0			0	24									
Newland	4	0	4	0			0	24									
Feller	0	0	0	0	7/7	4/12	0	19									
Butler	3	1	2	0			0	18									
Beasley	1	0	1	0			0	6									
Manning	2	2	0	0			0	12									
Stevens	2	2	0	0			0	12									
Saints	16	5	11	0	16/16	17/36	0	163									
Opponents	36	17	15	4	35/36	19/34	2	312									

SACKS: Saints 24.0, Opp. 37.0

PASSING	Att	Cmp	Yds	Cmp%	Yds/Att	TD	TD%	Int	Int%	Long	Sk/Yds	Rating
Manning	267	140	1642	52.4	6.15	10	3.7	12	4.5	68	28/177	65.2
Scott	54	18	245	33.3	4.54	1	1.9	3	5.6	42	4/29	31.8
Davis	17	5	14	29.4	0.82	0	0.0	2	11.8	14	5/36	0.0
Saints	338	163	1901	48.2	5.62	11	3.3	17	5.0	68	37/242	55.6
Opponents	337	176	2333	52.2	6.92	15	4.5	16	4.7	54	24/155	69.5

1973 NFC WEST STANDINGS																	
Saints Finish: 3rd place																	
Los Angeles	12	2	0														857
Atlanta	9	5	0														643
New Orleans	5	9	0														357
San Francisco	5	9	0														357

OWNER  
FOOTBALL  
ADMINISTRATION  
RECORDS  
HISTORY

# SAINTS STATISTICS

1974

RECORD: 5-9

FINISH: 3RD-NFC WEST

OWNER

FOOTBALL

ADMINISTRATION

RECORDS

HISTORY

Date	W/L	Score	Opponent	Attendance
9/15	L	13-17	San Francisco	65,071
9/22	L	0-24	at Los Angeles	64,178
9/29	W	14-13	Atlanta	62,273
10/6	L	10-24	at Chicago	45,818
10/13	L	17-33	at Denver	51,831
10/20	W	13-3	at Atlanta	47,217
10/27	W	14-10	Philadelphia	64,257
11/3	L	14-19	at Detroit	43,256
11/10	L	0-21	Miami	74,289
11/17	W	20-7	Los Angeles	57,287
11/25	L	9-28	Pittsburgh	71,907
12/1	L	9-29	at Minnesota	44,202
12/8	W	14-0	St. Louis	57,152
12/15	L	21-35	at San Francisco	40,418

## TEAM STATISTICS

### TOTAL FIRST DOWNS

	N.O.	OPP.
Rushing	233	226
Passing	117	104
Penalty	91	105
3rd Down: Made/Att.	66/191	56/165
3rd Down: Pct.	34.6	33.9
4th Down: Made/Att.	5/9	5/8
4th Down: Pct.	55.6	62.5

### POSSESSION AVG.

### TOTAL NET YARDS

	3744	3797
Avg. Per Game	267.4	271.2
Total Plays	929	853
Avg. Per Play	4.0	4.5

### NET YARDS RUSHING

	1983	1758
Avg. Per Game	141.6	125.6
Total Rushes	503	447

### NET YARDS PASSING

	1761	2039
Avg. Per Game	125.3	145.6
Sacked/Yards Lost	37/276	37/291
Gross Yards	2037	2330
Att./Completions	389/185	369/193
Completion Pct.	47.6	52.3
Had Intercepted	21	16

### PUNTS/AVERAGE

### NET PUNTING AVG.

### PENALTIES/YARDS

### FUMBLES/BALL LOST

### TOUCHDOWNS

	20	34
Rushing	9	11
Passing	10	17
Returns	1	6

Score by Periods	1	2	3	4	OT	TOT
Saints	30	64	34	38	0	166
Opponents	72	89	33	69	0	263

SCORING	TD	Ru	Pa	Rt	PAT	FG	S	TP
McClard	0	0	0	0	19/20	9/16	0	46
Parker	4	0	4	0			0	24
Seal	4	1	3	0			0	24
Maxson	3	2	1	0			0	18
Newland	2	0	2	0			0	12
Phillips	2	2	0	0			0	12
Cipa	1	1	0	0			0	6
Manning	1	1	0	0			0	6
McNeill	1	1	0	0			0	6
Schmidt	1	0	0	1			0	6
Stevens	1	1	0	0			0	6
Saints	20	9	10	1	19/20	9/16	0	166
Opponents	34	11	17	6	29/31	10/17	0	263

SACKS: Saints 37.0, Opp. 37.0

RUSHING	No	Yds	Avg	LG	TD
Maxson	165	714	4.3	66t	2
Phillips	174	556	3.2	14	2
Manning	28	204	7.3	26	1
Stevens	43	190	4.4	25	1
DeGrenier	33	110	3.3	10	0
McNeill	22	90	4.1	24	1
Butler	21	74	3.5	10	0
Cipa	12	35	2.9	15	1
Seal	2	7	3.5	6t	1
Parker	2	2	1.0	6	0
Scott	1	1	1.0	1	0
Saints	503	1983	3.9	66t	9
Opponents	447	1758	3.9	33	11

RECEIVING	No	Yds	Avg	LG	TD
Maxson	42	294	7.0	22	1
Parker	41	455	11.1	58	4
Seal	32	466	14.6	42	3
Newland	27	490	18.1	79t	2
Stevens	13	81	6.2	20	0
Phillips	11	55	5.0	17	0
Beasley	5	85	17.0	30	0
McNeill	5	64	12.8	30	0
DeGrenier	4	13	3.3	8	0
Butler	2	3	1.5	2	0
Havrilak	1	23	23.0	23	0
McCullouch	1	5	5.0	5	0
Thomas	1	3	3.0	3	0
Saints	185	2037	11.0	79t	10
Opponents	193	2330	12.1	57	17

INTERCEPTIONS	No	Yds	Avg	LG	TD
Jackson	4	53	13.3	28	0
Schmidt	4	27	6.8	24t	1
Myers	3	43	14.3	21	0
Colman	1	17	17.0	17	0
Fuller	1	16	16.0	16	0
Farasopoulos	1	14	14.0	14	0
Federspiel	1	9	9.0	9	0
J. Moore	1	0	0.0	0	0
Saints	16	179	11.2	28	1
Opponents	21	258	12.3	39	2

PUNTING	No	Yds	Avg	Net	TD	I20	LG	B
Blanchard	88	3704	42.1	30.4	7		71	0
Gibbs	3	99	33.0	28.3	0		35	0
Saints	91	3803	41.8	30.3	7		71	0
Opponents	77	3274	42.5	35.3	7		67	0

PUNT RET	Ret	FC	Yds	Avg	LG	TD
Stevens	37	7	376	10.2	40	0
Farasopoulos	3	0	36	12.0	18	0
Jackson	2	0	3	1.5	3	0
McNeill	1	0	0	0.0	0	0
Saints	43	7	415	9.7	40	0
Opponents	59	1	906	15.4	72t	2

KICKOFF RET	No	Yds	Avg	LG	TD
Stevens	33	749	22.7	41	0
Phillips	7	124	17.7	27	0
Coleman	2	13	6.5	9	0
Federspiel	2	20	10.0	12	0
Middleton	2	18	9.0	11	0
Butler	1	12	12.0	12	0
Davis	1	14	14.0	14	0
Jackson	1	27	27.0	27	0
Kingrea	1	22	22.0	22	0
Lawson	1	20	20.0	20	0
Schmidt	1	23	23.0	23	0
Spencer	1	2	2.0	2	0
Saints	53	1040	19.6	41	0
Opponents	40	894	22.4	52	0

FIELD GOALS	1-19	20-29	30-39	40-49	50+
McClard	0/0	4/6	2/4	1/4	2/2
Saints	0/0	4/6	2/4	1/4	2/2
Opponents	2/2	3/6	4/6	1/3	0/0

McClard: (23G, 31G) ( ) ( ) (23N, 21G) (52G, 38N, 46N) (33B, 41G, 31G) ( ) (28N, 42N) ( ) (28G, 51G) ( ) (44N, 27G) ( ) ( )

1974 NFC WEST STANDINGS	W	L	T	Pct.
Saints Finish: 3rd place				
Los Angeles	10	4	0	.714
San Francisco	6	8	0	.429
New Orleans	5	9	0	.357
Atlanta	3	11	0	.214

PASSING	Att	Cmp	Yds	Cmp%	Yds/Att	TD	TD%	Int	Int%	Long	Sk/Yds	Rating
Manning	261	134	1429	51.3	5.48	6	2.3	16	6.1	79t	26/172	49.8
Scott	71	31	366	43.7	5.15	4	5.6	4	5.6	36t	6/62	55.3
Cipa	55	20	242	36.4	4.40	0	0.0	0	0.0	30	4/36	50.7
McClard	1	0	0	0.0	0.00	0	0.0	1	100.0	0	0/0	0.0
Parker	1	0	0	0.0	0.00	0	0.0	0	0.0	0	1/6	39.6
Saints	389	185	2037	47.6	5.24	10	2.6	21	5.4	79t	37/276	49.6
Opponents	369	193	2330	52.3	6.31	17	4.6	16	4.3	57	37/291	69.3

# HISTORY

**FINISH: 4TH-NFC WEST**

Date	W/L	Score	Opponent	Attendance	RUSHING	No	Yds	Avg	LG	TD	PUNT RET	Ret	Fcs	Yds	Avg	LG	TD
9/21	L	3-41	@ Washington	54,414	Strachan	161	668	4.1	21	2	Chapman	17	3	207	12.2	42	0
9/28	L	0-21	Cincinnati	52,531	Maxson	139	371	2.7	14	3	Schmidt	11	0	76	6.9	17	0
10/5	L	7-14	@ Atlanta	29,444	McNeill	61	206	3.4	17	2	Myers	10	1	70	7.0	16	0
10/12	W	20-19	Green Bay	51,371	Manning	33	186	5.6	16	1	DeRatt	2	1	17	8.5	10	0
10/19	L	21-35	@ San Francisco	39,990	Jones	42	108	2.6	18	1	Spencer	1	0	0	0.0	0	0
10/26	L	14-38	@ Los Angeles	54,723	Rogers	47	62	3.6	22	0	Saints	41	5	370	9.0	42	0
11/2	W	23-7	Atlanta	49,342	Baker	1	21	21.0	21	0	Opponents	61	0	675	11.1	65t	1
11/9	L	10-48	@ Oakland	51,267	Seal	1	10	10.0	10	0							
11/16	L	7-20	Minnesota	52,765	Burton	2	8	4.0	5	0	KICKOFF RET	No	28	614	21.9	36	0
11/23	L	6-16	San Francisco	40,328	Cipa	6	2	0.3	3	0	Chapman	28	614	21.9	36	0	
11/30	L	16-17	@ Cleveland	44,753	Saints	463	1642	3.5	22	9	McNeill	10	276	27.6	88	0	
12/7	L	7-14	Los Angeles	39,358	Opponents	507	1930	3.8	54	15	Maxson	6	103	17.2	24	0	
12/14	L	14-28	@ New York Giants	40,150							Rogers	6	98	16.3	19	0	
12/21	L	17-42	Chicago	33,371	RECEIVING	No	Yds	Avg	LG	TD	Spencer	5	68	13.6	19	0	

TEAM STATISTICS		N.O.	OPP.													
TOTAL FIRST DOWNS		215	251	Seal	28	224	75	27	0	Schmidt	2	54	27	34	0	
Rushing	109	105	McNeill	18	138	77	21	2	Saints	63	1319	209	88	0	0	
Passing	82	125	Burton	16	305	191	71	2	Opponents	42	1043	25.5	93	1	0	
Penalty	24	21	Hamilton	12	210	175	44	0								
3rd Down: Made/Att.	74/125	92/207	Childs	10	179	179	38	0	FIELD GOALS 1-19 20-29 30-39 40-49 50+							
3rd Down: Pct.	34.4	44.4	Jones	10	52	52	12	0	Szarzo 1/1 4/4 3/4 1/5 1/2							
4th Down: Made/Att.	0/0	0/0	Parker	9	123	137	32	2	McClard 0/0 0/1 0/2 1/2 0/0							
4th Down: Pct.	0.0	0.0	Herrmann	3	47	15.7	28	1	Saints 1/1 4/5 3/6 2/7 1/2							
POSSESSION AVG.				Baker	2	26	13.0	17	0	Opponents 0/0 1/2 5/7 2/3 0/0						
TOTAL NET YARDS				3187	4317	Chapman	1	7	7.0	7	0					
Avg. Per Game				227.6	308.4	Rogers	1	2	2.0	2	0	Szarzo: ( ) ( ) ( ) (46N, 44N, 36G, 20G) ( ) (44N)				
Total Plays				908	889	Saints	181	1961	10.8	71	8	(36G, 47G, 34N, 25G) (30G) ( ) (43B, 26G, 50G)				
Avg. Per Play				3.5	4.9	Opponents	260	2587	12.6	60	25	(28G) ( ) ( ) (50N, 19G)				

NET YARDS RUSHING		1642	1930															
Avg. Per Game	117.7	137.9	INTERCEPTIONS		No	Yds	Avg	LG	TD	McClard: (42G, 28B) () (36N, 30N, 46N) ()								
Total Rushes	463	507	Myers	5	83	16.6	29	0	O ( ) O ( ) O ( ) O ( ) O ( )									
NET YARDS PASSING		1545	2387	Crist	3	69	23.0	42	0									
Avg. Per Game	110.4	170.5	Jackson	2	48	24.0	46	0	Team: (42G, 28B) () (36N, 30N, 46N) (46N, 44N, 36G, 20G) () (44N) (36G, 47G, 34N, 25G) (30G) ()									
Sacked/Yards Lost	53/416	28/200	Lee	2	22	11.0	19	0	(43B, 26G, 50G) (28G) () () (50N, 19G)									
Gross Yards	1961	2587	Schmidt	1	37	37.0	37	0										
Att./Completions	392/181	354/206	Westbrooks	1	21	21.0	21	0										
Completion Pct.	46.2	58.2	Kingree	1	14	14.0	14	0	Opponents: (31G, 35G) (33N) (48G, 47G) (25N)									
Had Intercepted	24	16	Middleton	1	0	0.0	0	0	(39G) () () () (35G) (28G) (47G, 31G) () (35N)									
PUNTS/AVERAGE	92/41.0	75/42.7	Spencer	0	11	---	11	0										
NET PUNTING AVG.		92/23.3	75/34.9	Saints	16	305	19.1	46	0	1975 NFC WEST STANDINGS								
PENALTIES/YARDS		71/527	77/126	Opponents	24	367	15.3	40t	2	Saints Finish: 4th place								
FUMBLES/BALL LOST		13/16	43/23							W				L	T	Pct.		
TOUCHDOWNS		19	48	PUNTING		No	Yds	Avg	Net	TB	I20	LG	B					
Rushing	9	15	Blanchard	92	3776	41.0	30.2	16	61	3	Los Angeles				12	2	0	.857
Passing	8	25	Saints	92	3776	41.0	30.2	16	61	3	San Francisco				5	9	0	.357
Returns	2	8	Opponents	75	3205	42.7	34.9	11	63	0	Atlanta				4	10	0	.286
											New Orleans				2	12	0	.143

Score by Periods	1	2	3	4	OT	TOT
Saints	16	48	40	61	0	165
Opponents	97	97	60	106	0	360

SCORING	ID	Ru	Pa	Rt	PAT	FG	S	TP
Szaro	0	0	0	0	17/17	10/16	1	27
McNeill	4	2	2	0			0	44
Maxson	3	3	0	0			0	18
Burton	2	0	2	0			0	12
Parker	2	0	2	0			0	12
Strachan	2	2	0	0			0	12
Chambers	1	0	0	1			0	6
Herrmann	1	0	1	0			0	6
Jones	1	1	0	0			0	6
Manning	1	1	0	0			0	6
Myers	1	0	0	1			0	6
Seal	1	0	1	0			0	6
McClaird	0	0	0	0	1/1	1/5	0	4
Saints	19	9	8	2	18/18	11/21	0	165
Opponents	48	15	25	8	44/48	8/12	2	360
SACKS: Saints	28.0							
Opp. Sacks	53.0							

PASSING	Att	Cmp	Yds	Cmp%	Yds/Att	TD	TD%	Int	Int%	Long	Sk/Yds	Rating
Manning	338	159	1683	47.0	4.98	7	2.1	20	5.9	71t	49/390	44.3
Cipa	37	14	182	37.8	4.92	1	2.7	3	8.1	28	3/14	29.3
Scott	17	8	96	47.1	5.65	0	0.0	1	5.9	33	1/12	40.3
Saints	392	181	1961	46.2	5.00	8	2.0	24	6.1	71t	53/416	42.7
Opponents	354	206	2587	58.2	7.31	25	7.1	16	4.5	60t	28/200	85.7





# SAINTS STATISTICS

1977

RECORD: 3-11

FINISH: 4TH-NFC WEST

Date	W/L	Score	Opponent	Attendance	SCORING	TD	Ru	Pa	Rt	PAT	FG	S	TP	INTERCEPTIONS	No	Yds	Avg	LG	TD			
9/18	L	20-24	Green Bay	56,250	Childs	9	0	9	0			0	54	Crist	4	6	1.5	6	0			
9/25	L	19-23	at Detroit	51,548	Szaro	0	0	0	0	29/31	5/12	0	44	Merlo	1	57	57.0	57	1			
10/2	W	42-24	at Chicago	51,488	Muncie	7	6	1	0			0	42	Chapman	1	16	16.0	16	0			
10/9	L	0-14	San Diego	53,942	Manning	5	5	0	0			0	30	Hughes	1	2	2.0	2	0			
10/16	L	7-14	at Los Angeles	46,045	Galbreath	3	3	0	0			0	18	Myers	1	2	2.0	2	0			
10/23	L	31-49	at St. Louis	48,417	Chapman	1	0	0	1			0	6	Jackson	1	0	0.0	0	0			
10/30	W	27-26	Los Angeles	59,023	Gilliam	1	0	1	0			0	6	Marsalis	1	0	0.0	0	0			
11/6	L	7-26	at Philadelphia	53,482	Grooms	1	0	1	0			0	6	Saints	10	83	8.3	57	1			
11/13	Lot	7-10	San Francisco	41,564	Merlo	1	0	0	1			0	6	Opponents	21	392	18.7	72	4			
11/20	W	21-20	Atlanta	43,135	Myers	1	0	0	1			0	6									
11/27	L	17-20	at San Francisco	33,702	Pollard	1	0	0	1			0	6	PUNTING	No	Yds	Avg	Net	TB	I20	LG	B
12/4	L	13-16	New York Jets	40,464	Thaxton	1	0	1	0			0	6	Blanchard	82	3474	42.4	31.5	11	11	66	2
12/11	L	14-33	Tampa Bay	40,124	Saints	31	14	13	4	29/31	5/12	1	232	Scott	3	95	31.7	31.7	0	0	34	0
12/18	L	7-35	at Atlanta	36,895	Opponents	42	21	15	6	39/41	15/24	0	336	Saints	87	3569	41.0	31.6	11	11	66	2
					SACKS: Saints 27.0, Opp. 46.0									Opponents	75	2909	38.8	32.9	8	15	54	1

TEAM STATISTICS		N.O.	OPP.	OPPONENTS														
TOTAL FIRST DOWNS				223	272	RUSHING	No	Yds	Avg	LG	TD	PUNT RET	Ret	FC	Yds	Avg	LG	TD
Rushing				115	153	Muncie	201	811	4.0	36	6	Mauli	37	10	281	7.6	33	0
Passing				96	103	Galbreath	168	644	3.8	26	3	Saints	37	10	281	7.6	33	0
Penalty				12	16	Strachan	55	271	4.9	18	0	Opponents	51	9	604	11.8	88	2
3rd Down: Made/Att.				71/201	89/215	Manning	39	270	6.9	27	5							
3rd Down: Pct.				35.3	41.4	Douglass	2	23	11.5	20	0	KICKOFF RET	No	Yds	Avg	LG	TD	
4th Down: Made/Att.				0/0	0/0	Kim Jones	8	23	2.9	8	0	Mauli	27	609	22.6	38	0	
4th Down: Pct.				0.0	0.0	Scott	4	11	2.8	9	0	Chapman	15	385	25.7	92	1	
POSSESSION AVG.				27.33	32.27	Thaxton	1	-3	-3.0	-3	0	Willis	8	148	18.5	27	0	
TOTAL NET YARDS				3597	4622	Boykin	5	-9	-1.8	4	0	Boykin	5	76	15.2	24	0	
Avg. Per Game				256.9	330.1	Herrmann	1	-17	-17.0	-17	0	Campbell	2	33	16.5	20	0	
Total Plays				851	940	Saints	484	2024	4.2	36	14	Kim Jones	2	23	11.5	13	0	
Avg. Per Play				4.2	4.9	Opponents	623	2729	4.4	80	21	Kingree	2	21	10.5	21	0	
NET YARDS RUSHING				2024	2729							Muncie	1	19	19.0	19	0	
Avg. Per Game				144.6	194.9	RECEIVING	No	Yds	Avg	LG	TD	Jimmy Stewart	1	33	33.0	33	0	
Total Rushes				484	623	Galbreath	41	265	6.5	30	0	Thaxton	0	8	—	8	0	
NET YARDS PASSING				1573	1893	Childs	33	518	15.7	59	9	Saints	63	1355	21.5	92	1	
Avg. Per Game				112.4	135.2	Herrmann	32	408	12.8	39	0	Opponents	45	1075	23.9	60	0	
Sacked/Yards Lost				46/360	27/234	Muncie	21	248	11.8	35	1							
Gross Yards				1933	2127	Thaxton	14	211	15.1	41	1	FIELD GOALS	1-19	20-29	30-39	40-49	50+	
Att./Completions				321/166	290/154	Gilliam	11	133	12.1	23	1	Szaro	0/0	0/4	2/3	0/2	0/3	
Completion Pct.				51.7	53.1	Mauli	4	71	17.8	23	0	Saints	0/0	3/4	2/3	0/2	0/3	
Had Intercepted				21	10	Strachan	3	26	8.7	10	0	Opponents	1/2	5/7	3/6	6/6	0/3	
PUNTS/AVERAGE				87/41.0	75/38.8	Boykin	3	21	7.0	9	0							
NET PUNTING AVG.				87/31.6	75/32.9	Burton	1	13	13.0	13	0	Szaro: ( ) (26G) (52N) ( ) (44N) (51N, 22G) (23G, 50N, 42N, 31G) ( ) (30N) ( ) (30G) ( ) ( ) (29N)						
PENALTIES/YARDS				86/794	104/972	Kim Jones	1	9	9.0	9	0	Opponents: (19G) (37N, 43G) (21G) ( ) (29N)						
FUMBLES/BALL LOST				20/11	29/15	Parker	1	7	7.0	7	0	(30N) (36G, 27G, 52N) ( ) (24N, 50N, 33G) (31G, 40G) (40G, 51N, 42G) (19N, 48G, 29G, 27G) (33N, 40G, 25G) ( )						
TOUCHDOWNS				31	42	Grooms	1	3	3.0	3	1							
Rushing				14	21	Saints	166	1933	11.6	59	13	Opponents: (19G) (37N, 43G) (21G) ( ) (29N)						
Passing				13	15	Opponents	154	2127	13.8	58	15	(30N) (36G, 27G, 52N) ( ) (24N, 50N, 33G) (31G, 40G) (40G, 51N, 42G) (19N, 48G, 29G, 27G) (33N, 40G, 25G) ( )						
Returns				4	6													
1977 NFC WEST STANDINGS																		
Saints Finish: 4th place																		
W L T Pct.																		

## 1977 NFC WEST STANDINGS

Saints Finish: 4th place	W	L	T	Pct.
Los Angeles	10	4	0	.714
Atlanta	7	7	0	.500
San Francisco	5	9	0	.357
New Orleans	3	11	0	.214

PASSING	Att	Cmp	Yds	Cmp%	Yds/Att	TD	TD%	Int	Int%	Long	Sk/Yds	Rating
Manning	205	113	1284	55.1	6.26	8	3.9	9	4.4	59	36/288	68.6
Scott	82	36	516	43.9	6.29	3	3.7	8	9.8	53	5/43	37.5
Douglass	31	16	130	51.6	4.19	1	3.2	3	9.7	31	5/29	33.7
Blanchard	3	1	3	33.3	1.00	1	33.3	1	33.3	31	0/0	42.4
Saints	321	166	1933	51.7	6.02	13	4.0	21	6.5	59	46/360	56.5
Opponents	290	154	2127	53.1	7.33	15	5.2	10	3.4	58	27/234	79.8

OWNER

FOOTBALL

ADMINISTRATION

RECORDS

HISTORY

414 2021 MEDIA GUIDE

# SAINTS STATISTICS

1979

RECORD: 8-8

FINISH: 2ND-NFC WEST

Date	W/L	Score	Opponent	Attendance	SCORING	TD	Ru	Pa	Rt	PAT	FG	S	TP	PUNTING	No	Yds	Avg	Net	TB	IO	LG	B
9/2	Lot	34-40	Atlanta	70,940	Yepremian	0	0	0	0	39/40	12/16	0	75	Partidge	57	2330	40.9	35.5	7	15	61	0
9/9	L	19-28	at Green Bay (Mil.)	53,184	Galbreath	10	9	1	0	1/2	2/3	0	67	Chandler	8	248	31.0	26.4	0	0	40	0
9/16	L	14-26	Philadelphia	54,212	Muncie	11	11	0	0	0	0	0	66	Ernieben	4	148	37.0	31.5	0	1	40	0
9/23	W	30-21	at San Francisco	39,727	Chandler	6	0	6	0	0	0	0	36	Saints	69	2726	39.5	34.2	7	16	61	0
9/30	W	24-14	New York Giants	51,543	Strachan	6	6	0	0	0	0	0	36	Opponents	71	2724	38.4	32.3	10	13	60	2
10/7	L	17-35	Los Angeles	68,986	Childs	5	0	5	0	0	0	0	30									
10/14	W	42-14	at Tampa Bay	67,640	Harris	2	0	2	0	0	0	0	12	PUNT RET	Ret	FC	Yds	Avg	LG	TD		
10/21	W	17-7	Detroit	57,428	Manning	2	2	2	0	0	0	0	12	Mauti	27	13	218	8.1	33	0		
10/28	W	14-10	at Washington	52,133	Ernieben	0	0	0	0	4/4	2/2	0	10	Chandler	3	3	13	4.3	8	0		
11/4	L	3-10	at Denver	74,482	Bordelon	1	0	1	0	0	0	0	6	Saints	30	16	231	7.7	33	0		
11/11	W	31-20	San Francisco	65,551	Hardy	1	0	1	0	0	0	0	6	Opponents	32	11	223	7.0	19	0		
11/18	L	24-38	at Seattle	60,055	Myers	1	0	1	0	0	0	0	6									
11/25	W	37-6	at Atlanta	42,815	Owens	1	0	1	0	0	0	0	6	KICKOFF RET	No	Yds	Avg	LG	TD			
12/3	L	35-42	Oakland	65,541	Grooms	0	0	0	0	0	0	0	1	Mauti	36	801	22.3	39	0			
12/9	L	0-35	San Diego	61,059	Saints	46	28	16	2	44/46	16/21	1	370	Wilson	11	230	20.9	31	0			
12/16	W	29-14	at Los Angeles	53,879	Opponents	47	22	24	1	45/46	11/17	0	360	Holmes	8	120	15.0	20	0			
SACKS: Saints 46 Opp 17																						

SACKS: Saints 46.0, Opp. 17.0

TEAM STATISTICS	N.O.	OPP.	RUSHING	No	Yds	Avg	LG	TD	Yepremian: ( ) ( ) ( ) (18G) (38G) (32G) ( ) (21G)
TOTAL FIRST DOWNS	315	334	Muncie	238	1198	5.0	69t	11	(45B) (20G) (42G) (37N, 40G) (23G, 44G, 21G) ( )
Rushing	160	147	Galbreath	189	708	3.7	27	9	(46N) (49N, 35G, 24G)
Passing	135	168	Strachan	62	276	4.5	23	6	Galbreath: ( ) (23G, 27G, 19N) ( ) ( ) ( ) ( ) ( ) ( ) ( )
Penalty	20	19	Manning	35	186	5.3	20	4	( ) ( ) ( ) ( ) ( ) ( ) ( ) ( )
3rd Down: Made/Att.	86/215	105/239	Holmes	17	68	4.0	14	0	Ernieben: (37G, 38G) ( ) ( ) ( ) ( ) ( ) ( ) ( )
3rd Down Pct.	40.0	43.9	Wilson	5	26	5.2	16	0	( ) ( ) ( ) ( ) ( ) ( ) ( ) ( )
4th Down: Made/Att.	0/0	0/0	Harris	2	9	4.5	16	0	Team: (37G, 38G) (23G, 27G, 19N) ( ) (18G) (38G)
4th Down Pct.	0.0	0.0	Kim Jones	3	5	1.7	3	1	(32G) ( ) (21G) (45B) (20G) (42G) (37N, 40G) (23G,
POSSESSION AVG.	30:23	29:37	Saints	551	2476	4.5	69t	28	44G, 21G) ( ) (46N) (49N, 35G, 24G)
TOTAL NET YARDS	5627	5535	Opponents	521	2469	4.7	60	22	Opponents: (27G, 43G, 52N) ( ) (24G, 36G, 19G,
Avg. Per Game	351.7	345.9	RECEIVING	No	Yds	Avg	LG	TD	44G) ( ) (53N, 43N) ( ) ( ) ( ) (18G, 30B) (38B, 37N)
Total Plays	996	1055	Chandler	65	1069	16.4	85	6	(32G, 47G) (27G) ( ) (49N) ( ) ( )
Avg. Per Play	5.6	5.2	Galbreath	58	484	8.3	38	1	
NET YARDS RUSHING	2476	2469	Childs	51	846	16.6	51	5	
Avg. Per Game	154.8	154.3	Muncie	40	308	7.7	28	0	
Total Rushes	551	521	Harris	25	395	15.8	42	2	
NET YARDS PASSING	3151	3066	Owens	7	72	10.3	21	1	
Avg. Per Game	196.9	191.6	Holmes	3	19	6.3	13	0	
Sacked/Yards Lost	17/140	46/391	Strachan	3	9	3.0	5	0	
Gross Yards	3291	3457	Mauti	2	64	32.0	61	0	
Att./Completions	428/257	488/265	B. Williams	2	22	11.0	14	0	
Completion Pct.	60.0	54.3	Hardy	1	3	3.0	31	1	
Had Intercepted	22	26	Saints	257	3291	12.8	85	16	
PUNTS/AVERAGE	69/39.5	71/38.4	Opponents	265	3457	13.0	66t	24	
NET PUNTING AVG.	69/34.2	71/32.3	INTERCEPTIONS	No	Yds	Avg	LG	TD	
PENALTIES/YARDS	93/812	98/871	Myers	7	127	18.1	52t	1	
FUMBLES/BALL LOST	24/14	32/16	Hughes	4	62	15.5	40	0	
TOUCHDOWNS	46	47	Fellon	4	53	13.3	53	0	
Rushing	28	22	Schwartz	2	31	15.5	22	0	
Passing	16	24	Bordelon	2	24	12.0	19t	1	
Returns	2	1	Chapman	2	12	6.0	12	0	

Total Plays	996	1055																																																																																																																																																																																																																																																																																																																																																																																																																																																																																																																																																																																																																																																																																																																																																																																																																																																																																																																																																																																																																																																																																																																																																																																																																																																																																																																																																																																																																	
-------------	-----	------	--	--	--	--	--	--	--	--	--	--	--	--	--	--	--	--	--	--	--	--	--	--	--	--	--	--	--	--	--	--	--	--	--	--	--	--	--	--	--	--	--	--	--	--	--	--	--	--	--	--	--	--	--	--	--	--	--	--	--	--	--	--	--	--	--	--	--	--	--	--	--	--	--	--	--	--	--	--	--	--	--	--	--	--	--	--	--	--	--	--	--	--	--	--	--	--	--	--	--	--	--	--	--	--	--	--	--	--	--	--	--	--	--	--	--	--	--	--	--	--	--	--	--	--	--	--	--	--	--	--	--	--	--	--	--	--	--	--	--	--	--	--	--	--	--	--	--	--	--	--	--	--	--	--	--	--	--	--	--	--	--	--	--	--	--	--	--	--	--	--	--	--	--	--	--	--	--	--	--	--	--	--	--	--	--	--	--	--	--	--	--	--	--	--	--	--	--	--	--	--	--	--	--	--	--	--	--	--	--	--	--	--	--	--	--	--	--	--	--	--	--	--	--	--	--	--	--	--	--	--	--	--	--	--	--	--	--	--	--	--	--	--	--	--	--	--	--	--	--	--	--	--	--	--	--	--	--	--	--	--	--	--	--	--	--	--	--	--	--	--	--	--	--	--	--	--	--	--	--	--	--	--	--	--	--	--	--	--	--	--	--	--	--	--	--	--	--	--	--	--	--	--	--	--	--	--	--	--	--	--	--	--	--	--	--	--	--	--	--	--	--	--	--	--	--	--	--	--	--	--	--	--	--	--	--	--	--	--	--	--	--	--	--	--	--	--	--	--	--	--	--	--	--	--	--	--	--	--	--	--	--	--	--	--	--	--	--	--	--	--	--	--	--	--	--	--	--	--	--	--	--	--	--	--	--	--	--	--	--	--	--	--	--	--	--	--	--	--	--	--	--	--	--	--	--	--	--	--	--	--	--	--	--	--	--	--	--	--	--	--	--	--	--	--	--	--	--	--	--	--	--	--	--	--	--	--	--	--	--	--	--	--	--	--	--	--	--	--	--	--	--	--	--	--	--	--	--	--	--	--	--	--	--	--	--	--	--	--	--	--	--	--	--	--	--	--	--	--	--	--	--	--	--	--	--	--	--	--	--	--	--	--	--	--	--	--	--	--	--	--	--	--	--	--	--	--	--	--	--	--	--	--	--	--	--	--	--	--	--	--	--	--	--	--	--	--	--	--	--	--	--	--	--	--	--	--	--	--	--	--	--	--	--	--	--	--	--	--	--	--	--	--	--	--	--	--	--	--	--	--	--	--	--	--	--	--	--	--	--	--	--	--	--	--	--	--	--	--	--	--	--	--	--	--	--	--	--	--	--	--	--	--	--	--	--	--	--	--	--	--	--	--	--	--	--	--	--	--	--	--	--	--	--	--	--	--	--	--	--	--	--	--	--	--	--	--	--	--	--	--	--	--	--	--	--	--	--	--	--	--	--	--	--	--	--	--	--	--	--	--	--	--	--	--	--	--	--	--	--	--	--	--	--	--	--	--	--	--	--	--	--	--	--	--	--	--	--	--	--	--	--	--	--	--	--	--	--	--	--	--	--	--	--	--	--	--	--	--	--	--	--	--	--	--	--	--	--	--	--	--	--	--	--	--	--	--	--	--	--	--	--	--	--	--	--	--	--	--	--	--	--	--	--	--	--	--	--	--	--	--	--	--	--	--	--	--	--	--	--	--	--	--	--	--	--	--	--	--	--	--	--	--	--	--	--	--	--	--	--	--	--	--	--	--	--	--	--	--	--	--	--	--	--	--	--	--	--	--	--	--	--	--	--	--	--	--	--	--	--	--	--	--	--	--	--	--	--	--	--	--	--	--	--	--	--	--	--	--	--	--	--	--	--	--	--	--	--	--	--	--	--	--	--	--	--	--	--	--	--	--	--	--	--	--	--	--	--	--	--	--	--	--	--	--	--	--	--	--	--	--	--	--	--	--	--	--	--	--	--	--	--	--	--	--	--	--	--	--	--	--	--	--	--	--	--	--	--	--	--	--	--	--	--	--	--	--	--	--	--	--	--	--	--	--	--	--	--	--	--	--	--	--	--	--	--	--	--	--	--	--	--	--	--	--	--	--	--	--	--	--	--	--	--	--	--	--	--	--	--	--	--	--	--	--	--	--	--	--	--	--	--	--	--	--	--	--	--	--	--	--	--	--	--	--	--	--	--	--	--	--	--	--	--	--	--	--	--	--	--	--	--	--	--	--	--	--	--	--	--	--	--	--	--	--	--	--	--	--	--	--	--	--	--	--	--	--	--	--	--	--	--	--	--	--	--	--	--	--	--	--	--	--	--	--	--	--	--	--	--	--	--	--	--	--	--	--	--	--	--	--	--	--	--	--	--	--	--	--	--	--	--	--	--	--	--	--	--	--	--	--	--	--	--	--	--	--	--	--	--	--	--	--	--	--	--	--	--	--	--	--	--	--	--	--	--	--	--	--	--	--	--	--	--	--	--	--	--	--	--	--	--	--	--	--	--	--	--	--	--	--	--	--	--	--	--	--	--	--	--	--	--	--	--	--	--	--	--	--	--	--	--	--	--	--	--	--	--	--	--	--	--	--	--	--	--	--	--	--	--	--	--	--	--	--	--	--	--	--	--	--	--	--	--	--	--	--	--	--	--	--	--	--	--	--	--	--	--	--	--	--	--	--	--	--	--	--	--	--	--	--	--	--	--	--	--	--	--	--	--	--	--	--	--	--	--	--	--	--	--	--	--	--	--	--	--	--	--	--	--	--	--	--	--	--	--	--	--	--	--	--	--	--	--	--	--	--	--	--	--	--	--	--	--	--	--	--	--	--	--	--	--	--	--	--	--	--	--	--	--	--	--	--	--	--	--	--	--	--	--	--	--	--	--	--	--	--	--	--	--	--	--	--	--	--	--	--	--	--	--	--	--	--	--	--	--	--	--	--	--	--	--	--	--	--	--	--	--	--	--	--	--	--	--	--	--	--	--	--	--	--	--	--	--	--	--	--	--	--	--	--	--	--	--	--	--	--	--	--	--	--	--	--	--	--	--	--	--	--	--	--	--	--	--	--	--	--	--	--	--	--	--

## 1979 NFC WEST STANDINGS

Saints Finish: 2nd place

	W	L	T	Pct.
Los Angeles	9	7	0	.563
New Orleans	8	8	0	.500
Atlanta	6	10	0	.375
San Francisco	2	14	0	.125

PASSING	Att	Cmp	Yds	Cmp%	Yds/Att	TD	TD%	Int	Int%	Long	Sk/Yds	Rating
Manning	420	252	3169	60.0	7.55	15	3.6	20	4.8	85	17/140	75.6
Galbreath	3	2	70	66.7	23.33	0	0.0	1	33.3	48	0/0	70.1
Muncie	2	1	40	50.0	20.00	1	50.0	0	0.0	40t	0/0	135.4
Scott	2	2	12	100.0	6.00	0	0.0	0	0.0	6	0/0	91.7
Ernieben	1	0	0	0.0	0.00	0	0.0	1	100.0	0	0/0	0.0
Saints	428	257	3291	60.0	7.69	16	3.7	22	5.1	85	17/140	75.2
Opponents	488	265	3457	54.3	7.08	24	4.9	26	5.3	66t	46/391	71.0

OWNER

FOOTBALL

ADMINISTRATION

RECORDS

HISTORY





# HISTORY

## FINISH: 4TH-NFC WEST

Date	W/L	Score	Opponent	Attendance		SCORING	Rd	Tu	Pa	Rt	PAT	FG	SF	TP	INTERCEPTIONS	No	Yds	Avg	Lg	TD	
9/6	L	0-27	at Atlanta	57,406	G. Rogers	13	10	0	0	0	0	0	78	17	Waymer	4	54	13.5	31	0	
9/13	W	23-17	Los Angeles	62,063	Ricardo	0	0	0	0	24/24	13/25	0	63	Wattelet	3	16	5.3	16	0		
9/20	L	7-20	at New York Giants	69,814	W. Wilson	5	1	4	0	0	0	0	30	Myers	2	70	35.0	54	0		
9/27	L	14-21	at San Francisco	44,433	Holmes	2	2	0	0	0	0	0	12	Ray	1	33	33.0	33	0		
10/4	L	6-20	Pittsburgh	64,578	Chandler	1	0	1	0	0	0	0	6	Naimie	1	18	18.0	18	0		
10/11	L	14-31	Philadelphia	52,728	Groth	1	0	1	0	0	0	0	6	Kovach	1	13	13.0	13	0		
10/18	L	17-20	at Cleveland	76,059	Hardy	1	0	1	0	0	0	0	6	Redd	1	7	7.0	7	0		
10/25	W	17-7	Cincinnati	66,336	Merkens	1	0	1	0	0	0	0	6	Bardelon	1	3	3.0	3	0		
11/1	L	10-41	Atlanta	43,637	Saints	24	16	8	0	24/24	13/25	0	207	Gorsley	1	0	0.0	0	0		
11/8	W	21-13	at Los Angeles	61,068	Opponents	46	17	26	3	44/44	19/25	0	378	Poe	1	0	0.0	0	0		
11/15	L	10-20	at Minnesota	45,215	SACKS: Saints 27.0, Opp. 41.0									Spiway	1	0	0.0	0	0		
11/22	W	27-24	at Houston	49,581	Saints									Saints	17	214	12.6	54	0		
11/29	L	14-31	Tampa Bay	62,209	Opponents									Opponents	27	479	17.7	53	1		
12/6	L	3-30	at St. Louis	46,923	RUSHING	No	Yds	Avg	Lg	TD				PUNTING	No	Yds	Avg	LTB	LGB		
12/13	L	7-35	Green Bay	45,518	G. Rogers	378	1674	4.4	79T	13				Enxeben	66	2672	40.5	34.4	6	11	
12/20	L	17-21	San Francisco	43,639	Holmes	58	194	3.3	11	2				Saints	66	2672	40.5	34.4	6	11	
					Tyler	36	183	5.1	42	0				Opponents	69	3045	44.1	35.6	8	11	
					W. Wilson	44	137	3.1	13	1											
TEAM STATISTICS					J. Rogers	9	37	4.1	15	0											
TOTAL FIRST DOWNS					Manning	2	28	14.0	15	0											
Rushing					Groth	2	27	13.5	28	0				PUNT RET	Fc	Yds	Avg	Lg	TD		
Passing					Enxeben	2	10	5.0	26	0				Groth	37	7	6	436	11.8	36	0
Penalty					Stauch	2	6	3.0	5	0				Banks	2	0	0	0.0	0	0	0
3rd Down: Made/Att.					D. Wilson	5	1	0.2	9	0				Merkens	1	1	-12	-12.0	-12	0	0
3rd Down Pct.					Merkens	2	-1	-5	2	0				Poe	1	0	2	2.0	2	0	0
4th Down: Made/Att.					Caster	1	-3	-3.0	-3	0				Saints	41	7	426	10.4	36	0	0
4th Down Pct.					Myers	2	-3	-1.5	6	0				Opponents	36	13	282	7.8	52	0	0
POSSESSION AVG.					Scott	3	-4	-1.3	-1	0											
TOTAL NET YARDS					Saints	546	2286	4.2	79T	16				KICKOFF RET	No	Yds	Avg	Lg	TD		
Avg. Per Game					Opponents	504	2196	3.8	44T	17				W. Wilson	31	722	23.3	57	0	0	
Total Plays					J. Rogers	28	621	22.2	44	0				J. Rogers	28	621	22.2	44	0	0	
Avg. Per Play					RECEIVING	No	Yds	Avg	Lg	TD				Groth	3	50	16.7	21	0	0	
NET YARDS RUSHING					Holmes	31	206	5.4	19	0				Stauch	3	65	21.7	29	0	0	
Avg. Per Game					W. Wilson	31	384	12.4	55	4				Brock	2	18	9.0	12	0	0	
Total Rushes					Merkens	29	458	15.8	50	1				Merkens	2	38	19.0	20	0	0	
NET YARDS PASSING					Hardy	23	275	12.0	27	1				Banks	1	9	9.0	9	0	0	
Avg. Per Game					Tyler	23	135	5.9	18	0				Saints	70	1523	21.8	57	0	0	
Sacked/Yards Lost					Groth	20	380	19.0	54	1				Opponents	50	966	19.3	40	0	0	
Gross Yards					Chandler	17	285	16.8	39	1											
Att./Completions					G. Rogers	16	126	7.9	25	0				FIELD GOALS	1-19	20-29	30-39	40-49	50+		
Completion Pct.					Thompson	6	81	13.5	25	0				Ricardo	0/0	5/5	3/9	5/10	0/1		
Had Intercepted					Marini	8	72	9.0	15	0				Saints	0/0	5/5	3/9	5/10	0/1		
PUNTS/AVERAGE					Brenner	7	143	20.4	34	0				Opponents	2/2	7/7	3/5	5/7	2/4		
NET PUNTING AVG.					Caster	7	108	15.4	31	0											
PENALTIES/YARDS					Williams	5	50	10.0	13	0				Ricardo:	(36B) (45G, 46G, 34G) ( ) ( ) (26G, 33G)						
FUMBLES/BALL LOSS					Harris	2	33	16.5	20	0				( ) (49N, 21G, 32B, 37N) (48N, 38G) (28G, 51N)							
TOUCHDOWNS					Banks	2	18	9.0	12	0				(32N, 35N) (24G) (41B, 46G, 42G) (44N) (44G, 37N)							
Rushing					J. Rogers	2	12	6.0	9	0				(48N) ( ) (27G)							
Passing					Stauch	1	7	7.0	7	0											
Returns					Lafary	1	5	5.0	5	0				Opponents:	(37N) (40G) (52N, 20G, 55G, 46N, 56N) ( ) (25G, 43G) (22G, 38N, 49N) (34G, 19G)						
Score by Periods					Saints	238	2778	11.7	55	8				( ) (25G, 22G) (44G, 24G) (35G, 19G) (49G) (51G) (41G, 31G, 24G) ( ) ( )							
Saints					Opponents	287	3578	12.5	60	26											
Opponents						79	117	72	110	0	378										

### 1981 NFC WEST STANDINGS

Saints Finish: 4th place				
	W	L	T	Pct.
San Francisco	13	3	0	.813
Atlanta	7	9	0	.438
Los Angeles	6	10	0	.375
New Orleans	4	12	0	.250

PASSING	Att	Cmp	Yds	Cmp%	Yds/Att	TD	TD%	Int	Int%	Long	Sk/Yds	Rating
Manning	232	134	1447	57.8	6.24	5	2.2	11	4.7	55	21/164	63.6
D. Wilson	159	82	1058	51.6	6.65	1	0.6	11	6.9	50	12/121	46.1
Scott	46	20	245	43.5	5.33	1	2.2	5	10.9	31	7/72	28.2
Merkins	2	1	20	50.0	10.00	0	0.0	0	0.0	20	1/2	85.4
Myers	2	1	8	50.0	4.00	1	50.0	0	0.0	8	0/0	100.0
Saints	441	238	2778	54.0	6.30	8	1.8	27	6.1	55	41/359	53.8
Opponents	471	287	3578	60.9	7.60	26	5.5	17	3.6	60	27/241	87.9

# SAINTS STATISTICS

1982

RECORD: 4-5

FINISH: 9TH-NFC

OWNER

FOOTBALL

ADMINISTRATION

RECORDS

HISTORY

Date	W/L	Score	Opponent	Attendance
9/12	L	7-21	St. Louis	58,673
9/19	W	10-0	at Chicago	56,600
11/21	W	27-17	Kansas City	39,341
11/28	W	23-20	at San Francisco	51,611
12/5	L	10-13	Tampa Bay	61,709
12/12	L	0-35	at Atlanta	39,535
12/19	L	7-21	at Dallas	64,506
12/26	L	10-27	Washington	48,667
1/2	W	35-6	Atlanta	47,336

TEAM STATISTICS	N.O.	OPP.
TOTAL FIRST DOWNS	173	151
Rushing	79	58
Passing	76	81
Penalty	18	12
3rd Down: Made/Att.	48/128	35/103
3rd Down Pct.	37.5	35.0
4th Down: Made/Att.	6/11	3/3
4th Down Pct.	54.5	100.0

POSSESSION AVG.	32.07	27.57
TOTAL NET YARDS	2655	2603
Avg. Per Game	295.0	289.7
Total Plays	602	531
Avg. Per Play	4.4	4.9
NET YARDS RUSHING	1257	974
Avg. Per Game	139.7	108.2
Total Rushes	331	255

NET YARDS PASSING	1398	1633
Avg. Per Game	155.3	181.4
Sacked/Yards Lost	23/173	31/231
Gross Yards	1571	1864
Att./Completions	248/137	245/149
Completion Pct.	55.2	60.8
Had Intercepted	14	9

PUNTS/AVERAGE	46/43.0	51/41.1
NET PUNTING AVG.	46/35.2	51/36.7
PENALTIES/YARDS LOST	63/514	52/459
FUMBLES/BALL LOST	17/10	23/13
TOUCHDOWNS	16	19
Rushing	8	8
Passing	8	11
Returns	0	0

Score by Periods	1	2	3	4	OT	TOT
Saints	31	27	26	45	0	129
Opponents	14	64	34	48	0	160

SCORING	TD	Ru	Pa	Rt	PAT	FG	S	TP
Wilson	5	3	2	0			0	30
Fritsch	0	0	0	0	8/9	4/7	0	20
G. Rogers	3	3	0	0			0	18
Andersen	0	0	0	0	6/6	2/5	0	12
Duckett	2	0	2	0			0	12
J. Rogers	2	2	0	0			0	12
Groth	1	0	1	0			0	6
Hardy	1	0	1	0			0	6
Hurley	1	0	1	0			0	6
Thompson	1	0	1	0			0	6
Exleiben	0	0	0	0	1/1	0/1	0	1
Saints	16	8	8	0	15/16	6/13	0	129
Opponents	19	8	11	0	19/19	9/12	0	160

SACKS: B. Clark 5.5, Jackson 4.5, Moore 4.0, Gary 3.0, Re. Lewis 3.0, Paul 3.0, Kovach 2.5, Wilks 2.0, Bordelon 1.0, Nairne 1.0, Warren 1.0, Winston 0.5, Saints 31.0, Opp. 23.0

RUSHING	No	Yds	Avg	LG	TD
G. Rogers	122	535	4.4	38	3
Wilson	103	413	4.0	20	3
J. Rogers	60	178	3.0	32	2
Groth	19	77	4.1	12	0
Merkins	9	30	3.3	19	0
Tyler	10	21	2.1	11	0
Holmes	2	8	4.0	5	0
Thompson	1	2	2.0	2	0
Groth	1	1	1.0	1	0
L. Scott	1	-4	-4.0	-4	0
Stabler	3	-4	-1.3	0	0
Saints	331	1257	3.8	38	8
Opponents	255	974	3.8	40	8

RECEIVING	No	Yds	Avg	LG	TD
Groth	30	383	12.8	39	1
Wilson	25	175	7.0	34	2
L. Scott	17	251	14.8	36	0
Brenner	16	171	10.7	25	0
Duckett	12	196	16.3	31	2
Thompson	8	138	17.3	48	1
Hardy	8	67	8.4	31	1
Mauli	4	70	17.5	37	0
Tyler	4	31	7.8	12	0
G. Rogers	4	21	5.3	10	0
J. Rogers	4	17	4.3	6	0
Gajan	3	10	3.3	9	0
Hurley	1	39	39.0	39	1
Holmes	1	2	2.0	2	0
Saints	137	1571	11.5	48	8
Opponents	149	1864	12.5	58	11

INTERCEPTIONS	No	Yds	Avg	LG	TD
Gary	2	25	12.5	19	0
Winston	2	-2	-1.0	0	0
Jackson	1	32	32.0	32	0
Hurley	1	26	26.0	26	0
Paul	1	14	14.0	14	0
Ro. Lewis	1	12	12.0	12	0
Nairne	1	1	1.0	1	0
Saints	9	108	12.0	32	0
Opponents	14	79	5.6	35	0

PUNTING	No	Yds	Avg	Net	TB	I20	LG	B
Exleiben	46	1976	43.0	35.2	6	6	60	0
Saints	46	1976	43.0	35.2	6	6	60	0
Opponents	51	2094	41.1	36.7	4	11	59	0

PUNT RET	Ret	FC	Yds	Avg	LG	TD
Groth	21	13	144	6.9	18	0
Saints	21	13	144	6.9	18	0
Opponents	29	4	239	8.2	19	0

KICKOFF RET	No	Yds	Avg	LG	TD
Thompson	10	211	21.1	35	0
Wilson	7	192	27.4	75	0
Mauli	5	93	18.6	22	0
Duckett	2	39	19.5	25	0
Gajan	1	18	18.0	18	0
J. Rogers	1	24	24.0	24	0
Saints	26	577	22.2	75	0
Opponents	20	388	19.4	30	0

FIELD GOALS	1-19	20-29	30-39	40-49	50+
Fritsch	1/1	1/2	0/1	2/3	0/0
Andersen	0/0	0/1	0/1	1/3	0/1
Exleiben	0/0	0/1	0/0	0/0	0/0
Saints	1/1	1/3	1/2	3/6	0/1
Opponents	0/0	2/2	2/3	4/4	1/3

Fritsch: ( ) (40G) (19G, 42G) (27G) (33N) ( ) (29B, 40N) ( ) ( )  
Andersen: ( ) ( ) ( ) ( ) (45G, 60N) ( ) (43N) (36G) (42N)  
Exleiben: (25N) ( ) ( ) ( ) ( ) ( ) ( ) ( ) ( )  
Team: (25N) (40G) (19G, 42G) (27G) (33N, 45G, 60N) ( ) (29B, 40N, 43N) (36G) (42N)

1982 NFC STANDINGS				
Saints Finish: 9th place				
	W	L	T	Pct.
Washington	8	1	0	.889
Dallas	6	3	0	.667
Green Bay	5	3	1	.611
Minnesota	5	4	0	.556
Atlanta	5	4	0	.556
St. Louis	5	4	0	.556
Tampa Bay	5	4	0	.556
Detroit	4	5	0	.444
New Orleans	4	5	0	.444
N.Y. Giants	4	5	0	.444
San Francisco	3	6	0	.333
Chicago	3	6	0	.333
Philadelphia	3	6	0	.333
L.A. Rams	2	7	0	.222

PASSING	Att	Cmp	Yds	Cmp%	Yds/Att	TD	TD%	Int	Int%	Long	Sk/Yds	Rating
Stabler	189	117	1343	61.9	7.11	6	3.2	10	5.3	48	13/106	71.8
Merkins	49	18	186	36.7	3.80	1	2.0	2	4.1	37	8/49	38.3
Manning	7	1	3	14.3	0.43	0	0.0	2	28.6	3	2/18	0.0
Exleiben	2	1	39	50.0	19.50	1	50.0	0	0.0	39	0/0	135.4
Holmes	1	0	0	0.0	0.00	0	0.0	0	0.0	0	0/0	39.6
Saints	248	137	1571	55.2	6.33	8	3.2	14	5.6	48	23/173	61.7
Opponents	245	149	1864	60.8	7.61	11	4.5	9	3.7	58	31/231	84.1

# SAINTS STATISTICS

1983

RECORD: 8-8

FINISH: 3RD-NFC WEST

Date	W/L	Score	Opponent	Attendance	SCORING	TD	Ru	Pa	Rt	PAT	FG	S	TP	INTERCEPTIONS	No	Yds	Avg	LG	TD
9/4	W	28-17	St. Louis	60,430	Andersen 0 0 0 0 37/38	18/24	0	91	Poe	7	146	20.9	31t	1					
9/11	L	27-30	at L.A. Rams	45,572	W. Wilson 11 9 2 0 0	0	66	Gary	3	70	23.3	26	0						
9/18	Wot	34-31	Chicago	64,692	G. Rogers 5 5 0 0 0	0	30	Winston	3	21	7.0	15	0						
9/25	L	20-21	at Dallas	62,136	Gajan 4 4 0 0 0	0	24	Johnson	2	80	40.0	70t	1						
10/2	W	17-7	Miami	66,489	Brenner 3 0 3 0 0	0	18	Wattelet	2	33	16.5	24	0						
10/9	W	19-17	at Atlanta	51,654	Young 3 0 3 0 0	0	18	Paul	2	3	1.5	3	0						
10/16	L	13-32	San Francisco	68,154	Duckett 2 0 2 0 0	0	12	Re. Lewis	1	27	27.0	27t	1						
10/23	W	24-21	at Tampa Bay	48,242	Goodlow 2 0 2 0 0	0	12	Sternnick	1	26	26.0	26	0						
10/30	L	21-27	at Buffalo	49,413	K. Clark 1 0 0 1 0	0	6	Warren	1	6	6.0	6	0						
11/6	W	27-10	Atlanta	67,062	Groth 1 0 1 0 1	0	6	Jackson	1	0	0.0	0	0						
11/13	L	0-27	at San Francisco	40,022	Johnson 1 0 0 1 0	0	6	Saints	23	412	17.9	70t	3						
11/21	L	28-31	New York Jets	68,606	Korte 1 0 0 1 0	0	6	Opponents	25	424	17.0	69t	5						
11/27	W	17-16	Minnesota	59,502	Re. Lewis 1 0 0 1 0	0	6												
12/4	L	0-7	at New England	24,579	Poe 1 0 0 1 0	0	6	PUNTING	No	Yds	Avg	Net	TD	LG	B				
12/11	Wot	20-17	at Philadelphia	45,182	Tice 1 0 1 0 0	0	6	Enleben	74	3034	41.0	30.9	9	10	60	0			
12/18	L	24-26	L.A. Rams	70,148	D. Wilson 1 1 0 0 0	0	6	Merkins	4	144	36.0	30.5	1	0	45	0			

## TEAM STATISTICS

### TOTAL FIRST DOWNS

286

Rushing 135

Passing 136

Penalty 15

3rd Down: Made/Att. 89/226

3rd Down Pct. 39.4

4th Down: Made/Att. 13/17

4th Down Pct. 76.5

### POSSESSION AVG.

30:24

### TOTAL NET YARDS

4938

Avg. Per Game 308.6

Total Plays 1055

Avg. Per Play 4.7

### NET YARDS RUSHING

2461

Avg. Per Game 153.8

Total Rushes 595

Avg. Per Rush 4.1

### NET YARDS PASSING

2477

Avg. Per Game 154.8

Sacked/Yards Lost 35/305

Gross Yards 2782

Att./Completions 425/243

Completion Pct. 57.2

Had Intercepted 25

### PUNTS/AVERAGE

78/40.7

### NET PUNTING AVG.

78/30.8

### PENALTIES/YARDS

91/802

### FUMBLES/BALL LOST

37/22

### TOUCHDOWNS

38

Rushing 19

Passing 14

Returns 5

### Score by Periods

1 2 3 4 OT TOT

Saints 41 81 103 88 6 319

Opponents 74 86 61 116 0 337

## OPP :

286

108

136

15

89/226

39.4

13/17

76.5

## POSSESSION AVG.

30:24

## TOTAL NET YARDS

4938

Avg. Per Game 308.6

Total Plays 1055

Avg. Per Play 4.7

## NET YARDS RUSHING

2461

Avg. Per Game 153.8

Total Rushes 595

Avg. Per Rush 4.1

## NET YARDS PASSING

2477

Avg. Per Game 154.8

Sacked/Yards Lost 35/305

Gross Yards 2782

Att./Completions 425/243

Completion Pct. 57.2

Had Intercepted 25

## PUNTS/AVERAGE

78/40.7

## NET PUNTING AVG.

78/30.8

## PENALTIES/YARDS

91/802

## FUMBLES/BALL LOST

37/22

## TOUCHDOWNS

38

Rushing 19

Passing 14

Returns 5

## Score by Periods

1 2 3 4 OT TOT

Saints 41 81 103 88 6 319

Opponents 74 86 61 116 0 337

## SACKS: Jackson 12.0, Wilks 8.0, Re. Lewis 6.5,

Moore 6.0, Elliott 5.5, Paul 5.5, B. Clark 4.5, Kovach

3.0, Nairne 2.0, Warren 2.0, Winston 1.0, Saints

56.0, Opp. 35.0

## RUSHING

No Yds Avg LG TD

G. Rogers 256 1144 4.5 76t 5

W. Wilson 199 787 4.0 29 9

Gajan 81 415 5.1 58 4

J. Rogers 26 80 3.1 13 0

T. Wilson 8 21 2.6 7 0

Austin 4 16 4.0 5 0

Merkins 1 16 16.0 16 0

Groth 1 15 15.0 15 0

Goodlow 1 3 3.0 3 0

D. Wilson 5 3 0.6 5 1

Enlieben 2 -9 -4.5 1 0

Stabler 9 -14 -1.6 0 0

Duckett 2 -16 -8.0 2 0

Saints 595 2461 4.1 76t 19

Opponents 472 2000 4.2 71 11

## RECEIVING

No Yds Avg LG TD

Groth 49 585 11.9 42 1

Brenner 41 574 14.0 38t 3

Goodlow 41 487 11.9 26 2

Scott 24 274 11.4 35 0

W. Wilson 20 178 8.9 24 2

Duckett 19 283 14.9 48 2

Gajan 17 130 7.6 26 0

G. Rogers 12 69 5.8 22 0

Young 7 85 12.1 32 3

Tice 7 33 4.7 12t 1

Mauti 2 30 15.0 23 0

Hardy 2 29 14.5 22 0

Austin 2 25 12.5 18 0

Saints 243 2782 11.4 48 14

Opponents 271 3128 11.5 60 20

## KICKOFF RET

No Yds Avg LG TD

Groth 33 719 21.8 61 0

W. Wilson 9 239 26.6 52 0

Mauti 8 147 18.4 35 0

Austin 7 112 16.0 27 0

J. Rogers 7 103 14.7 25 0

Brook 1 15 15.0 15 0

Wattelet 1 4 4.0 4 0

Saints 66 1339 20.3 61 0

Opponents 44 938 21.3 53 0

## FIELD GOALS

1-19 20-29 30-39 40-49 50+

Andersen 2/2 8/8 3/4 2/6 3/4

Saints 2/2 8/8 3/4 2/6 3/4

Opponents 0/0 7/9 6/9 6/14 1/2

Andersen: ( ) (27G, 46N, 30G) (21G, 41G) (46N,

19G, 42G, 44B) (32G) (23G, 27G, 19G, 35G)

(28G, 26G )(50G) ( ) (41N) ( ) (51N) (25G) (35N)

(52G,50G) (20G)

Opponents: (24N, 47G, 38N) ( ) (27G) (41G, 34G)

(45N) (44N, 49G) (23G, 32G, 47G, 52G, 24G, 23G)

(43N, 39N) ( ) (49N, 43G) (50N, 33G, 25G) (37G)

(31G, 27G, 32G, 47N) (37N, 48N, 24N) (23G, 48B,

42N) (42G)

## 1983 NFC WEST STANDINGS

Saints Finish: 3rd place

W L T Pct.

San Francisco 10 6 0 625

L.A. Rams 9 7 0 563

New Orleans 8 8 0 500

Atlanta 7 9 0 438

OWNER

FOOTBALL

ADMINISTRATION

RECORDS

HISTORY

# HISTORY

**FINISH: 3RD-NFC WEST**

Date	W/L	Score	Opponent	Attendance	SCORING	TD	R	P	RT	PAT	FG	S	TP	INTERCEPTIONS	No	Yds	Avg	LG	TD								
9/2	L	28-36	Atlanta	66,652	Andersen	0	0	0	0	34/34	20/27	0	94	Waymer	4	9	2.3	9	0								
9/9	W	17-13	Tampa Bay	54,686	Gajan	7	5	2	0		0	42	Winston		2	90	45.0	47L	2								
9/16	L	20-30	at San Francisco	57,611	Brenner	6	0	0	0		0	36	Wattele		2	52	26.0	35L	1								
9/23	W	34-24	St. Louis	58,723	W. Wilson	4	1	3	0		0	24	Kovach		1	16	16.0	16	0								
9/30	W	27-10	at Houston	43,108	Goodlow	3	0	3	0		0	18	Poe		1	16	16.0	16	0								
10/7	L	7-20	at Chicago	53,752	Young	3	0	3	0		0	18	Jackson		1	14	14.0	14	0								
10/14	L	10-28	L.A. Rams	63,161	G. Rogers	2	2	0	0		0	12	B. Clark		1	9	9.0	9	0								
10/21	Lot	27-30	at Dallas	50,966	Wattele	2	0	2	0		0	12	Johnson		1	7	7.0	7	0								
10/28	W	16-14	at Cleveland	52,849	Winston	2	0	0	2		0	12	Saints		13	213	16.4	47L	0								
11/4	L	13-23	Green Bay	57,426	Anthony	1	1	0	0		0	6	Opponents		28	420	15.0	60	3								
11/11	W	17-13	at Atlanta	40,590	Hardy	1	0	1	0		0	6															
11/19	W	27-24	Pittsburgh	66,005	Miller	1	0	1	0		0	6	PUNTING	No	Yds	Avg	Nm	TB	L20	LG	TD						
11/25	L	3-35	San Francisco	65,117	Scott	1	0	1	0		0	6	Hansen	69	3020	43.8	33.3	7	9	66	1						
12/2	L	21-34	at L.A. Rams	49,348	Tice	1	0	1	0		0	6	Saints	70	3020	43.1	33.3	7	9	66	1						
12/9	L	21-24	Cincinnati	40,855	Saints	34	9	21	4	34/34	20/27	0	298	Opponents	84	3492	41.6	36.0	10	30	87	1					
12/15	W	20-3	at New York Giants	63,739	Opponents	41	23	5	4	41/41	24/33	1	361														
TEAM STATISTICS														PUNT RET							Ret	FC	Yds	Avg	LG	TD	
TOTAL FIRST DOWNS														Fields							27	6	236	8.7	61	0	
Rushing														Groth							6	12	32	5.3	9	0	
Passing														Saints							33	18	268	8.1	61	0	
Penalty														Opponents							47	5	550	11.7	76T	1	
3rd Down: Made/Att.														KICKOFF RET							No	Yds	Avg	LG	TD		
3rd Down Pct.														Duckett							29	580	20.0	39	0		
4th Down: Made/Att.														Anthony							22	490	22.3	64	0		
4th Down Pct.														Fields							19	356	18.7	31	0		
POSSESSION AVG.														T. Wilson							1	16	16.0	16	0		
TOTAL NET YARDS														W. Wilson							1	23	23.0	23	0		
Avg. Per Game														S. Wilson							72	1465	20.3	64	0		
Total Plays														Opponents							45	916	20.4	35	0		
Avg. Per Play														Opponents							45	916	20.4	35	0		
NET YARDS RUSHING														FIELD GOALS							1-19	20-29	30-39	40-49	50+		
Avg. Per Game														Andersen							0	9/9	4/4	5/11	2/3		
Total Rushes														Opponents							0/0	9/9	4/4	5/11	2/3		
NET YARDS PASSING														Opponents							0	6/6	9/11	9/14	0/2		
Avg. Per Game														Andersen: (1) (23G) (42N, 32G, 41G) (25G, 29G) (40B, 23G, 27G) (1) (47G) (49G, 50G, 45N) (26G) (21G, 53G) (35G, 46G) (49G, 49N, 45N) (27G, 32G) (54N, 27G) (1) (37G, 41N)													
Sacked/Yards Lost														Opponents: (38G, 48G) (48G, 40G) (42B, 31G, 32G, 40G) (39G) (25G) (48G, 46G) (1) (37G, 27G, 41G) (34N, 37N) (41G, 34G, 41G) (36G, 24G, 27N)													
Gross Yards														Opponents							523	2161	4.2	62t	9		
Att./Completions														RECEIVING							No	Yds	Avg	LG	TD		
Completion Pct.														Gajan							35	288	8.2	51	2		
Had Interception														Groth							33	487	14.8	31	3		
PUNTS/AVERAGE														W. Wilson							33	314	9.5	34t	3		
NET PUNTING AVG.														Young							29	597	20.6	74	3		
PENALTIES/YARDS														Brenner							28	554	19.8	57	6		
FUMBLES/BALL LOST														Goodlow							22	281	12.8	23	3		
TOUCHDOWNS														Scott							21	278	13.2	37	1		
Rushing														Anthony							12	113	9.4	32	0		
Passing														G. Rogers							12	76	6.3	15	0		
Returns														Miller							8	81	10.1	22	1		
														Tice							6	55	9.2	17	1		
														Hardy							4	50	12.5	28t	1		
														Duckett							3	24	8.0	11	0		
Score by Periods														L.A. Rams							15	1	0	938			
Saints														New Orleans							7	9	0	625			
Opponents														Saints							246	3198	13.0	50	21		
														Opponents							239	2183	12.0	74	21		
														Opponents							239	2183	12.0	74	21		
														Opponents							239	2183	12.0	74	21		
														Opponents							239	2183	12.0	74	21		
														Opponents							239	2183	12.0	74	21		
														Opponents							239	2183	12.0	74	21		
														Opponents							239	2183	12.0	74	21		
														Opponents							239	2183	12.0	74	21		
														Opponents							239	2183	12.0	74	21		
														Opponents							239	2183	12.0	74	21		
														Opponents							239	2183	12.0	74	21		
														Opponents							239	2183	12.0	74	21		
														Opponents							239	2183	12.0	74	21		
														Opponents							239	2183	12.0	74	21		
														Opponents							239	2183	12.0	74	21		
														Opponents							239	2183	12.0	74	21		
														Opponents							239	2183	12.0	74	21		
														Opponents							239	2183	12.0	74	21		
														Opponents							239	2183	12.0	74	21		
														Opponents							239	2183	12.0	74	21		
														Opponents							239	2183	12.0	74	21		
														Opponents							239	2183	12.0	74	21		
														Opponents							239	2183	12.0	74	21		
														Opponents							239	2183	12.0	74	21		
														Opponents							239	2183	12.0	74	21		
														Opponents							239	2183	12.0	74	21		
														Opponents							239	2183	12.0	74	21		
														Opponents							239	2183	12.0	74	21		
														Opponents							239	2183	12.0	74	21		
														Opponents							239	2183	12.0	74	21		
														Opponents							239	2183	12.0	74	21		
														Opponents							239	2183	12.0	74	21		
														Opponents							239	2183	12.0	74	21		
														Opponents							239	2183	12.0	74	21		
														Opponents							239	2183	12.0	74	21		
														Opponents							239	2183	12.0	74	21		
														Opponents							239	2183	12.0	74	21		
														Opponents							239	2183	12.0	74	21		
														Opponents							239	2183	12.0	74	21		
														Opponents							239	2183	12.0	74	21		
														Opponents							239	2183	12.0	74	21		
														Opponents							239	2183	12.0	74	21		
														Opponents							239	2183	12.0	74	21		
														Opponents							239	2183	12.0	74	21		
														Opponents							239	2183	12.0	74	21		
														Opponents							239	2183	12.0	74	21		
														Opponents							239	2183	12.0	74	21		
														Opponents							239	2183	12.0	74	21		
														Opponents							239	2183	12.0	74	21		
														Opponents							239	2183	12.0	74	21		
														Opponents							239	2183	12.0	74	21		
														Opponents							239	2183	12.0	74	21		
														Opponents							239	2183	12.0	74	21		
														Opponents							239	2183	12.0	74	21		
														Opponents							239	2183	12.0	74	21		
														Opponents							239	2183	12.0	74	21		
														Opponents							239	2183	12.0	74	21		

PASSING	Att	Cmp	Yds	Cmp%	Yds/Att	TD	TD%	Int	Int%	Long	Sk/Yds	Rating
Todd	312	161	2178	51.6	6.98	11	3.5	19	6.1	74	33/267	60.6
D. Wilson	93	51	647	54.8	6.96	7	7.5	4	4.3	54t	7/54	83.9
Stabler	70	33	339	47.1	4.84	2	2.9	5	7.1	29	5/40	41.3
Gajay	1	1	34	100.0	34.00	1	100.0	0	0.0	34t	0/0	158.3
Saints	476	246	3173	51.7	6.72	21	4.4	28	5.9	74t	45/361	63.3
Opponents	422	239	2873	56.6	6.81	23	5.5	13	3.1	50t	55/420	83.0

# SAINTS STATISTICS

1985

RECORD: 5-11

FINISH: 3RD-NFC WEST

Date	W/L	Score	Opponent	Attendance	SCORING	TD	Ru	Pa	Rt	PAT	FG	S	TP	INTERCEPTIONS	No	Yds	Avg	LG	TD
9/8	L	27-47	Kansas City	57,760	Andersen	0	0	0	0	27/29	31/35	0	120	Waymer	6	49	8.2	28	0
9/15	L	23-24	at Denver	74,488	Martin	4	0	4	0			0	24	Hoage	4	79	19.8	52t	1
9/22	W	20-13	Tampa Bay	45,320	Brenner	3	0	3	0			0	18	Poe	3	63	21.0	40t	1
9/29	W	20-17	at San Francisco	58,053	Goodlow	3	0	3	0			0	18	Tullis	2	22	11.0	22	0
10/6	W	23-21	Philadelphia	56,364	W. Wilson	3	1	2	0			0	18	Del Rio	2	13	6.5	11	0
10/13	L	13-23	at L.A. Raiders	48,512	Gajan	2	2	0	0			0	12	Wattelet	2	0	0.0	0	0
10/20	L	24-31	at Atlanta	44,784	Groth	2	0	2	0			0	12	Kovach	1	53	53.0	53	0
10/27	L	13-21	New York Giants	54,082	Hardy	2	0	2	0			0	12	Redd	1	25	25.0	25	0
11/3	L	10-28	at L.A. Rams	49,030	Tice	2	0	2	0			0	12	Winston	0	8	—	8	0
11/10	L	3-27	Seattle	47,365	Warren	2	0	0	2			0	12	Saints	21	312	14.9	53	2
11/17	L	14-38	at Green Bay	52,104	Campbell	1	1	0	0			0	6	Opponents	23	251	10.9	33	1
11/24	W	30-23	at Minnesota	54,117	Del Rio	1	0	0	1			0	6						
12/1	W	29-28	L.A. Rams	44,122	Hebert	1	0	1	0			0	6	PUNTING	No	Yds	Avg	Net	TD
12/8	L	16-28	at St. Louis	29,527	Hoage	1	0	1	0			0	6	Hansen	89	3763	42.3	35.5	6
12/15	L	19-31	San Francisco	46,065	Merkens	1	0	1	0			0	6	Saints	89	3763	42.3	36.5	6
12/22	L	10-16	Atlanta	37,717	Poe	1	0	0	1			0	6	Opponents	81	3417	42.2	37.8	7

TEAM STATISTICS	N.O.	OPP.	PUNT YDS	Ret	FC	Yds	Avg	LG	TD
TOTAL FIRST DOWNS	250	335		17	6	141	8.3	17	0
Rushing	83	125		8	10	53	6.6	13	0
Passing	148	188		9	2	21	5.3	10	0
Penalty	19	22		1	0	0	0.0	0	0
3rd Down: Made/Att.	66/221	96/228		Saints	30	18	215	7.2	17
3rd Down Pct.	29.9	42.1		Opponents	45	17	397	8.8	46
4th Down: Made/Att.	8/16	7/13							
4th Down Pct.	50.0	53.8							

POSSESSION AVG.	28:33	31:27	RUSHING	No	Yds	Avg	LG	TD
TOTAL NET YARDS	4479	5815		168	645	3.8	41t	1
Avg. Per Game	279.9	363.4		158	643	4.1	45	1
Total Plays	997	1083		50	251	5.0	26	2
Avg. Per Play	4.5	5.4		17	65	3.8	13	0
NET YARDS RUSHING	1683	2162		2	42	21.0	23	0
Avg. Per Game	105.2	135.1		Hebert	12	26	2.2	8
Total Rushes	431	508		D. Wilson	18	7	0.4	17
NET YARDS PASSING	2796	3653		Fowler	2	4	2.0	3
Avg. Per Game	174.8	228.3		1	3	3.0	3	0
Sacked/Yards Lost	58/461	46/322		Martin	2	-1	-5	11
Gross Yards	3257	3975		Merkens	1	-2	-2.0	-2
Att./Completions	508/260	529/306		Saints	431	1683	3.9	45
Completion Pct.	51.2	57.8		Opponents	508	2162	4.3	48
Had Intercepted	23	21						

RECEIVING	No	Yds	Avg	LG	TD
Punts/Average	89/42.3	81/42.2			
Net Punting Avg.	89/36.5	81/37.8			
Penalties/Yards	96/805	108/837			
Fumbles/Ball Lost	23/13	24/16			
Touchdowns	29	48			
Rushing	4	19			
Passing	20	26			
Returns	5	3			

Score by Periods	1	2	3	4	OT	TOT
Saints	46	77	43	128	0	294
Opponents	55	142	51	153	0	401

FIELD GOALS	1-19	20-29	30-39	40-49	50+
Andersen	0/0	4/5	13/14	11/12	3/4
Saints	0/0	4/5	13/14	11/12	3/4
Opponents	0/0	6/6	6/8	6/9	3/5

1985 NFC WEST STANDINGS	W	L	T	Pct.
Saints Finish: 3rd place				
L.A. Rams	11	5	0	.687
San Francisco	10	6	0	.625
New Orleans	5	11	0	.313
Atlanta	4	12	0	.250

Opponents	48	19	26	3	48/48	21/28	1
SACKS: Jackson 11.0, B. Clark 8.5, Geathers 6.5, Warren 5.5, Paul 5.0, Wilks 2.5, Haynes 2.0, Elliott 1.0, Hoage 1.0, Kovach 1.0, Redd 1.0, Wattelet 1.0, Saints 46.0, Opp. 58.0							

RECEIVING	No	Yds	Avg	LG	TD
W. Wilson	38	228	6.0	21	2
Martin	35	522	14.9	50	4
Goodlow	32	603	18.8	76t	3
Anthony	28	185	6.6	36	0
Tice	24	266	11.1	39t	2
Groth	15	238	15.9	56t	2
Hardy	15	208	13.9	31	2
Gajan	8	87	10.9	22	0
Scott	7	61	8.7	15	0
Campbell	6	88	14.7	39	0
Fowler	5	43	8.6	11	0
Merkens	3	61	20.3	39t	1
Haynes	1	8	8.0	8	0
Hebert	1	7	7.0	7t	1
Saints	260	3257	12.5	76t	20
Opponents	306	3975	13.0	65t	26

Opponents	48	19	26	3	48/48	21/28	1
Andersen: (50G, 36G) (45N, 35G) (37G, 40G, 50N) (39G, 39G, 39N) (40G, 33G, 43G) (34G, 33G) (33G) (33G, 43G) (51G) (20G, 28B) ( ) (26G, 47G, 45G) (47G, 42G, 35G, 27G, 35G) (31G, 30G, 42G, 46G, 41G) (28G)							

Opponents	48	19	26	3	48/48	21/28	1
(38G, 51G, 62N) (42G) ( ) (48N) (31G) (39N, 42N) ( ) (32G, 62G) (27G) (22G, 22G, 37G) (41G) ( ) (52B, 24G) (39B, 48G, 46N, 31G, 22G)							

Passing	Att	Cmp	Yds	Cmp%	Yds/Att	TD	TD%	Int	Int%	Long	Sk/Yds	Rating
D. Wilson	293	145	1843	49.5	6.29	11	3.8	15	5.1	50	39/291	60.7
Hebert	181	97	1208	53.6	6.67	5	2.8	4	2.2	76t	17/150	74.6
Todd	32	16	191	50.0	5.97	3	9.4	4	12.5	56t	1/10	60.3
Hansen	1	1	8	100.0	8.00	0	0.0	0	0.0	8	0/0	100.0
Merkens	1	1	7	100.0	7.00	1	100.0	0	0.0	7t	1/10	135.4
Saints	508	260	3257	51.2	6.41	20	3.9	23	4.5	76t	58/461	65.7
Opponents	529	306	3975	57.8	7.51	26	4.9	21	4.0	65t	46/322	81.4



# SAINTS STATISTICS

1986

RECORD: 7-9

FINISH: 4TH-NFC WEST

OWNER

FOOTBALL

ADMINISTRATION

RECORDS

HISTORY

Date	W/L	Score	Opponent	Attendance	SCORING	TD	Ru	Pa	Rt	PAT	FG	S	TP	INTERCEPTIONS	No	Yds	Avg	LG	TD			
9/7	L	10-31	Atlanta	67,950	Andersen	0	0	0	0	30/30	26/30	0	108	Waymer	9	48	5.3	17	0			
9/14	W	24-10	Green Bay	46,383	Mayes	8	8	0	0			0	48	Poe	4	42	10.5	30	0			
9/21	L	17-26	at San Francisco	58,297	Hilliard	5	5	0	0			0	30	Wattelet	3	34	11.3	22	0			
9/28	L	17-20	at New York Giants	72,769	Martin	5	0	5	0			0	30	Gibson	2	43	21.5	43	0			
10/5	L	6-14	Washington	57,378	Jones	3	0	3	0			0	18	Maxie	2	15	7.5	15	0			
10/12	W	17-14	at Indianapolis	53,512	Tice	3	0	3	0			0	18	Jakes	2	6	3.0	4	0			
10/19	W	38-7	Tampa Bay	43,355	Goodlow	2	0	2	0			0	12	Haynes	1	17	17.0	17	1			
10/26	L	23-28	at New York Jets	44,246	Gray	1	0	0	1			0	6	V. Johnson	1	15	15.0	15	0			
11/2	W	38-7	San Francisco	53,234	Haynes	1	0	0	1			0	6	Gary	1	14	14.0	14	0			
11/9	W	6-0	L.A. Rams	62,352	Jordan	1	1	0	0			0	6	Jackson	1	1	1.0	1	0			
11/16	W	16-7	at St. Louis	32,069	D. Wilson	1	1	0	0			0	6	Saints	26	235	9.0	43	1			
11/23	L	13-26	at L.A. Rams	58,600	Saints	30	15	13	2	30/30	26/30	0	288	Opponents	25	362	14.5	46	0			
11/30	L	20-21	New England	58,295	Opponents	34	11	21	2	32/33	17/27	0	287									
12/7	L	27-31	Miami	64,761										PUNTING	No	Yds	Avg	Net	TB	I20	LG	B
12/14	W	14-9	at Atlanta	39,994	SACKS: Gaethers 9.0, Jackson 9.0, Warren 7.5,									Hansen	81	3456	42.7	36.6	11	17	66	1
12/21	L	17-33	at Minnesota	51,209	Clark 6.0, Swilling 4.0, Elliott 3.5, Gibson 3.0,									Saints	82	3456	42.1	36.6	11	17	66	1

## TEAM STATISTICS

TOTAL FIRST DOWNS 275

Rushing 109

Passing 137

Penalty 29

3rd Down: Made/Att. 59/197

3rd Down Pct. 29.9

4th Down: Made/Att. 7/13

4th Down Pct. 53.8

POSSESSION AVG. 27:59

TOTAL NET YARDS 4742

Avg. Per Game 296.4

Total Plays 957

Avg. Per Play 5.0

NET YARDS RUSHING 2074

Avg. Per Game 129.6

Total Rushes 505

NET YARDS PASSING 2668

Avg. Per Game 166.8

Sacked/Yards Lost 27/225

Gross Yards 2893

Att./Completions 425/232

Completion Pct. 54.6

Had Intercepted 25

PUNTS/AVERAGE 82/42.1

NET PUNTING AVG. 82/36.6

PENALTIES/YARDS 109/855

FUMBLES/BALL LOST 33/18

TOUCHDOWNS 30

Rushing 15

Passing 13

Returns 2

Score by Periods

Saints 81 62 47 98 0 288

Opponents 64 92 71 60 0 287

## OPP.

331

## RUSHING

No Yds Avg LG TD

Mayes 286 1353 4.7 50 8

Hilliard 121 425 3.5 36 5

Jordan 68 207 3.0 10 0

Gray 6 29 4.8 11 0

D. Wilson 14 19 1.4 14 1

W. Wilson 2 5 2.5 3 0

Del Rio 1 16 16.0 16 0

Hebert 5 14 2.8 7 0

Edwards 1 6 6.0 6 0

Hansen 1 0 0.0 0 0

Saints 505 2074 4.1 50 15

Opponents 486 1559 3.2 27 11

## RECEIVING

No Yds Avg LG TD

Jones 48 625 13.0 45 3

Martin 37 675 18.2 84 5

Tice 37 330 8.9 29 3

Goodlow 20 306 15.3 29 2

Brenner 18 286 15.9 34 0

Hilliard 17 107 6.3 17 0

Mayes 17 96 5.6 18 0

Harris 11 148 13.5 27 0

Jordan 11 127 11.5 37 0

Edwards 10 132 13.2 24 0

Gray 2 45 22.5 38 0

Waymer 1 13 13.0 13 0

J. Williams 1 5 5.0 5 0

Hebert 1 1 1.0 1 0

W. Wilson 1 -3 -3.0 -3 0

Saints 232 2893 12.5 84 13

Opponents 331 3886 11.7 62 21

## PUNTING

No Yds Avg Net TB I20 LG B

Hansen 81 3456 42.7 36.6 11 17 66 1

Saints 82 3456 42.1 36.6 11 17 66 1

Opponents 78 3315 42.5 35.6 8 23 62 0

## PUNT RET

Ret FC Yds Avg LG TD

Martin 24 9 227 9.5 39 0

McLemore 10 3 67 6.7 23 0

Poe 8 3 71 8.9 17 0

Edwards 3 0 2 0.7 5 0

Tullis 2 0 10 5.0 7 0

Saints 47 15 377 8.0 39 0

Opponents 37 11 234 6.3 20 0

## KICKOFF RET

No Yds Avg LG TD

Gray 31 866 27.9 101 1

Mayes 10 213 21.3 34 0

Harris 7 122 17.4 22 0

Martin 3 64 21.3 27 0

McLemore 2 39 19.5 22 0

Tullis 2 28 14.0 19 0

Saints 55 1332 24.2 101 1

Opponents 35 662 18.9 55 0

## FIELD GOALS

1-19 20-29 30-39 40-49 50+

Andersen 1/1 11/11 6/7 6/6 2/5

Saints 1/1 11/11 6/7 6/6 2/5

Opponents 0/0 4/5 4/6 6/10 3/6

Andersen: (47G) (20G) (44G) (27G) (34G, 45G,

51N) (30N, 46G) (31G, 51N) (26G, 53G, 28G) (45G,

50G, 23G) (20G, 22G) (47G, 28G, 30G) (33G, 18G)

(28G, 38G) (27G, 50N, 29G) ( ) (39G)

Opponents: (32G) (50G) (30G, 40G, 28G, 32G)

(29G, 28G) (45N, 29N) (49N, 54N) (54N) (46N)

(50G, 33N) (37N) ( ) (32G, 47G, 29G, 44G) (49N)

(43G) (43G) (46G, 51B, 50G)

## 1986 NFC WEST STANDINGS

Saints Finish: 4th place

W L T Pct.

San Francisco 10 5 1 656

L.A. Rams 10 6 0 625

Atlanta 7 8 1 469

New Orleans 7 9 0 438

PASSING	Att	Cmp	Yds	Cmp%	Yds/Att	TD	TD%	Int	Int%	Long	Sk/Yds	Rating
D. Wilson	342	189	2353	55.3	6.88	10	2.9	17	5.0	63t	22/191	65.8
Hebert	79	41	498	51.9	6.30	2	2.5	8	10.1	84	5/34	40.5
Hilliard	3	1	29	33.3	9.67	1	33.3	0	0.0	29t	0/0	109.7
Wattelet	1	1	13	100.0	13.00	0	0.0	0	0.0	13	0/0	118.8
Saints	425	232	2893	54.6	6.81	13	3.1	25	5.9	84	27/225	61.6
Opponents	576	331	3886	57.5	6.75	21	3.6	26	4.5	62t	47/343	71.4

# SANTS STATISTICS

1987

RECORD: 12-3

FINISH: 2ND-NFC WEST

Date	W/L	Score	Opponent	Attendance	SACKS: Swilling 10.5, Jackson 9.5, Warren 6.0,
9/13	W	28-21	Cleveland	59,900	Wilks 5.5, B. Clark 4.5, To. Elliott 2.0, Maxie
9/20	L	17-27	at Philadelphia	57,485	2.0, McCoy 2.0, S. Leach 1.5, DeForest 1.0, V.
10/4	W	37-10	L.A. Rams	29,745	Johnson 1.0, Swoopes 1.0, Taylor 0.5, Saints
10/11	L	19-24	at St. Louis	11,795	47.0, Opp. 29.0
10/18	W	19-17	at Chicago	46,813	
10/25	L	22-24	San Francisco	60,497	<b>RUSHING</b>
11/1	W	38-0	at Atlanta	42,196	Mayes 243 917 3.8 38 5
11/8	W	31-14	at L.A. Rams	43,379	Hilliard 123 508 4.1 30t 7
11/15	W	26-24	at San Francisco	60,436	Beverly 62 217 3.5 25 2
11/22	W	23-14	New York Giants	67,639	J. Fourcade 19 134 7.1 18 0
11/29	W	20-16	at Pittsburgh	47,896	Word 36 133 3.7 20 2
12/6	W	44-34	Tampa Bay	66,471	Hebert 13 95 7.3 19 0
12/13	W	24-10	Houston	68,257	Alexander 21 71 3.4 16 1
12/20	W	41-24	at Cincinnati	43,424	Gray 8 37 4.6 12 1
12/27	W	33-24	Green Bay	68,364	Jordan 12 36 3.0 8t 2

TEAM STATISTICS	N.O.	OPP.	Jean-Batiste
<b>TOTAL FIRST DOWNS</b>	<b>304</b>	<b>270</b>	Ingram 2 14 7 0 9
Rushing	128	81	Riordan 1 3 3 0 3
Passing	151	155	Hansen 2 -6 -30 -3 0
Penalty	25	34	Hill 1 -9 -90 -9 0
3rd Down: Made/Att.	99/221	57/182	Barnhardt 1 -13 -130 -13 0
3rd Down Pct.	44.8	31.3	<b>Saints</b> 569 2190 3.8 38 20
4th Down: Made/Att.	16	6/15	<b>Opponents</b> 388 1550 4.0 33 6
4th Down Pct.	16.7	40.0	

POSSESSION AVG.	34.01	25.59	<b>RECEIVING</b>
<b>TOTAL NET YARDS</b>	<b>4964</b>	<b>4350</b>	Martin 44 778 17.7 67 7
Avg. Per Game	330.9	290.0	Jones 27 420 15.6 43t 3
Total Plays	1009	924	Hilliard 23 264 11.5 38t 1
Avg. Per Play	4.9	4.7	Brenner 20 280 14.0 29 2
<b>NET YARDS RUSHING</b>	<b>2190</b>	<b>1550</b>	Hill 19 322 16.9 36 2
Avg. Per Game	146.0	103.3	Tice 16 181 11.3 27t 6
Total Rushes	569	388	Mayes 15 68 4.5 16 0

NET YARDS PASSING	2774	2800	Dawsey 13 142 10.9 29 0
Avg. Per Game	184.9	186.7	Pattison 9 132 14.7 36 0
Sacked/Yards Lost	29/213	47/355	Word 6 57 9.0 17 0
Gross Yards	2987	3155	Scott 6 35 5.8 11 0
Att./Completions	411/227	489/246	Gray 6 30 5.0 12 0
Completion Pct.	55.2	50.3	Waters 5 140 28.0 82t 1
Had Intercepted	12	30	R. Clark 3 38 12.7 14 1

PUNTS/AVERAGE	63/41.1	73/37.5	O'Neal 3 10 3.3 5 1
<b>NET PUNTING AVG.</b>	<b>63/35.7</b>	<b>73/30.0</b>	Rodenberger 2 17 8.5 11 0
<b>PENALTIES/YARDS</b>	<b>107/994</b>	<b>84/685</b>	Alexander 2 15 7.5 10 0
<b>FUMBLE/BALL LOST</b>	<b>33/16</b>	<b>31/18</b>	Walker 2 15 7.5 8 0
<b>TOUCHDOWNS</b>	<b>46</b>	<b>35</b>	Jordan 2 13 6.5 11 0
Rushing	20	6	Benson 2 11 5.5 6 0
Passing	23	25	C. Thomas 1 14 14.0 14 0
Returns	3	4	Beverly 1 8 8.0 8 0

Score by Periods	1	2	3	4	OT	TOT.
<b>Saints</b>	<b>93</b>	<b>107</b>	<b>104</b>	<b>118</b>	<b>0</b>	<b>422</b>
<b>Opponents</b>	<b>69</b>	<b>95</b>	<b>58</b>	<b>61</b>	<b>0</b>	<b>283</b>

SCORING	Td	Ru	Pa	Rt	PAT	FG	S	TP
Andersen	0	0	0	0	37/37	268/36	0	121
Hilliard	8	7	1	0	0	0	48	0
Martin	7	0	0	0	0	0	42	0
Tice	6	0	6	0	0	0	36	0
Mayes	5	5	0	0	0	0	30	0
Jones	3	0	0	0	0	0	18	0
Kempf	0	0	0	0	1/1	4/5	0	12
Beverly	2	2	0	0	0	0	12	0
Brenner	2	2	0	0	0	0	12	0
Jordan	2	2	0	0	0	0	12	0
Word	2	2	0	0	0	0	12	0
Cofer	0	0	0	0	5/7	1/1	0	8
Alexander	1	1	0	0	0	0	6	0
Gray	1	1	0	0	0	0	6	0
O'Neal	1	0	1	0	0	0	6	0
Poe	1	0	0	1	0	0	6	0
R. Sutton	1	0	0	1	0	0	6	0
Toles	1	0	0	1	0	0	6	0
Waters	1	0	1	0	0	0	6	0
B. Clark	0	0	0	0	0	0	1	2
Maxie	0	0	0	0	0	0	1	2
<b>Saints</b>	<b>46</b>	<b>20</b>	<b>23</b>	<b>3</b>	<b>43/45</b>	<b>33/42</b>	<b>2</b>	<b>422</b>
<b>Opponents</b>	<b>35</b>	<b>6</b>	<b>25</b>	<b>4</b>	<b>35/35</b>	<b>12/18</b>	<b>1</b>	<b>283</b>

PUNT RET	Ret	FC	Yds	Avg	LG	TD
Gray	24	5	352	14.7	80	0
Martin	14	2	88	6.3	15	0
Cook	1	0	3	3.0	3	0
Jordan	1	0	13	13.0	13	0
Maxie	1	0	12	12.0	12	0
<b>Saints</b>	<b>41</b>	<b>7</b>	<b>468</b>	<b>11.4</b>	<b>80</b>	<b>0</b>
<b>Opponents</b>	<b>29</b>	<b>8</b>	<b>199</b>	<b>6.9</b>	<b>29</b>	<b>0</b>

KICKOFF RET	No	Yds	Avg	LG	TD
Gray	30	636	21.2	43	0
Hilliard	10	248	24.8	74	0
Michael Adams	4	52	13.0	20	0
Beverly	3	46	15.3	21	0
Word	3	100	33.3	64	0
Jordan	2	28	14.0	16	0
Brook	1	11	11.0	11	0
Martin	1	15	15.0	15	0
C. Thomas	1	11	11.0	11	0
<b>Saints</b>	<b>55</b>	<b>1147</b>	<b>20.9</b>	<b>74</b>	<b>0</b>
<b>Opponents</b>	<b>55</b>	<b>1115</b>	<b>20.3</b>	<b>47</b>	<b>0</b>

FIELD GOALS	1-19	20-29	30-39	40-49	50+
Andersen	3/3	6/6	9/9	8/12	2/6
Kempf	0/0	1/1	1/2	2/2	0/0
Cofer	0/0	1/1	0/0	0/0	0/0
<b>Saints</b>	<b>3/3</b>	<b>8/8</b>	<b>10/11</b>	<b>10/14</b>	<b>2/6</b>
<b>Opponents</b>	<b>0/0</b>	<b>4/4</b>	<b>6/6</b>	<b>2/7</b>	<b>0/1</b>

Andersen: (39G) (45G)/39G, 51N, 49G, 19G, 37G, 52N) (49G, 43N) (32G) (40G, 41N, 27G, 51G, 40G, 19G, 43G, 28G) (25G, 53N, 50N, 32G) (40G, 24G, 32G) (48N, 46N, 28G) (21G, 30G) (31G, 52G, 48G, 32G)

Kempf: (33B, 48G, 31G, 42G, 21G)  
Cofer: (27G)

Team: (39G) (45G) (27G) (33B, 48G, 31G, 42G, 21G) (39G, 51N, 49G, 19G, 37G, 52N) (49G, 43N) (32G) (40G, 41N, 27G, 51G, 40G) (19G, 43G, 28G) (25G, 53N, 50N, 32G) (40G, 24G, 32G) (48N, 46N, 28G) (21G, 30G) (31G, 52G, 48G, 32G)  
Opponents: (49B) (30G, 30G) (37G) (24G) (22G) (31G) (51N) (48N, 47B, 35G) (40N) (37G, 43G, 0) (21G) (43G, 46N) (24G)

1987 NFC WEST STANDINGS				
Saints Finish: 2nd Place				
	W	L	T	Pct.
San Francisco	13	2	0	.867
New Orleans	12	3	0	.800
L.A. Rams	6	9	0	.400
Atlanta	3	12	0	.200

PASSING	Att	Cmp	Yds	Cmp%	Yds/Att	TD	TD%	Int	Int%	Long	Sk/Yds	Rating
Hebert	294	164	2119	55.8	7.21	15	5.1	9	3.1	67	20/119	82.9
J. Fourcade	89	48	597	53.9	6.71	4	4.5	3	3.4	82t	6/67	75.9
Wilson	24	13	243	54.2	10.13	2	8.3	0	0.0	38	2/21	117.2
Ingram	2	1	5	50.0	2.50	1	50.0	0	0.0	5t	1/6	95.8
Hilliard	1	1	23	100.0	23.00	1	100.0	0	0.0	23t	0/0	158.3
Riordan	1	0	0	0.0	0.00	0	0.0	0	0.0	0	0/0	39.6
<b>Saints</b>	<b>411</b>	<b>227</b>	<b>2987</b>	<b>55.2</b>	<b>7.27</b>	<b>23</b>	<b>5.6</b>	<b>12</b>	<b>2.9</b>	<b>82t</b>	<b>29/213</b>	<b>84.9</b>
<b>Opponents</b>	<b>489</b>	<b>246</b>	<b>3155</b>	<b>50.3</b>	<b>6.45</b>	<b>25</b>	<b>5.1</b>	<b>30</b>	<b>6.1</b>	<b>50t</b>	<b>47/355</b>	<b>62.4</b>

OWNER

FOOTBALL

ADMINISTRATION

RECORDS

HISTORY

# SAINTS STATISTICS

1988

RECORD: 10-6

FINISH: 3rd-NFC WEST

Date	W/L	Score	Opponent	Attendance	SCORING	TD	Ru	Pa	Rt	PAT	FG	S	TP	INTERCEPTIONS	No	Yds	Avg	LG	TD			
9/4	L	33-34	San Francisco	66,357	Andersen	0	0	0	0	32/33	26/36	0	110	Atkins	4	42	10.5	40	0			
9/11	W	29-21	at Atlanta	48,901	Hill	7	0	7	0			0	42	Waymer	3	91	30.3	44	0			
9/18	W	22-14	at Detroit	32,943	Martin	7	0	7	0			0	42	Jakes	3	61	20.3	39	0			
9/25	W	13-9	Tampa Bay	66,671	Hilliard	6	5	1	0			0	36	Sutton	3	32	10.7	34	0			
10/3	W	20-17	Dallas	68,474	Mayes	3	3	0	0			0	18	Johnson	1	34	34.0	34	0			
10/9	W	23-17	at San Diego	42,693	R. Clark	2	0	2	0			0	12	Mack	1	19	19.0	19	0			
10/16	W	20-19	at Seattle	63,569	Perriman	2	0	2	0			0	12	Jackson	1	16	16.0	16	0			
10/23	W	20-6	L.A. Raiders	66,249	Gray	1	0	0	1			0	6	Cook	1	0	0.0	0	0			
10/30	L	10-12	L.A. Rams	68,238	Heyward	1	1	0	0			0	6	Saints	17	295	17.4	44	0			
11/6	L	24-27	at Washington	54,163	Jordan	1	0	0	1			0	6	Opponents	16	226	14.1	78	2			
11/13	W	14-10	at L.A. Rams	63,305	Scales	1	0	1	0			0	6									
11/20	W	42-0	Denver	68,075	Tice	1	0	1	0			0	6	PUNTING	No	Yds	Avg	Net	TB	I20	LG	B
11/27	L	12-13	N.Y. Giants	66,526	Waymer	1	0	0	1			0	6	Hansen	72	2913	40.5	34.3	8	19	64	1
12/4	L	3-45	at Minnesota	61,215	Jackson	0	0	0	0			1	2	Saints	73	2913	39.9	34.3	8	19	64	1
12/11	L	17-30	at San Francisco	62,977	Saints	33	9	21	3	32/33	26/36	2	312	Opponents	70	2815	40.2	32.6	6	15	56	1

TEAM STATISTICS	N.O.	OPP.
TOTAL FIRST DOWNS	306	286
Rushing	108	97
Passing	179	167
Penalty	19	22
3rd Down: Made/Att.	104/227	73/203
3rd Down Pct.	45.8	36.0
4th Down: Made/Att.	4/6	7/14
4th Down Pct.	66.7	50.0
POSSESSION AVG.	32:38	27:22
TOTAL NET YARDS	5131	5106
Avg. Per Game	320.7	319.1
Total Plays	1034	978
Avg. Per Play	5.0	5.2
NET YARDS RUSHING	2046	1779
Avg. Per Game	127.9	111.2
Total Rushes	512	442
NET YARDS PASSING	3085	3327
Avg. Per Game	192.8	207.9
Sacked/Yards Lost	24/171	31/252
Gross Yards	3256	3579
Att./Completions	498/286	505/277
Completion Pct.	57.4	54.9
Had Intercepted	16	17
PUNTS/AVERAGE	73/39.9	70/40.2
NET PUNTING AVG.	73/34.3	70/32.6
FUMBLES/BALL LOST	29/16	27/15
TOUCHDOWNS	33	29
Rushing	9	7
Passing	21	19
Returns	3	3

Score by Periods	1	2	3	4	OT	TOT
Saints	64	93	101	54	0	312
Opponents	51	111	70	51	0	283

SACKS: Jackson 7.0, Swilling 7.0, Geathers 3.5, Wilks 3.5, Gibson 2.0, Johnson 2.0, Kohlbrand 2.0, Elliott 1.0, Gregory 1.0, Mack 1.0, Warren 1.0, Saints 31.0, Opp. 24.0												
RUSHING												
	No	Yds	Avg	LG	TD		No	Yds	Avg	LG	TD	
Hilliard	204	823	4.0	36	21	Gray	25	8	305	12.2	66	1
Mayes	170	628	3.7	21	3	Atkins	20	424	21.2	57	0	
Heyward	74	355	4.8	73	1	Mayes	7	132	18.9	33	0	
Jordan	19	115	6.1	44	0	Hilliard	6	111	18.5	30	0	
Hebert	37	79	2.1	16	0	Martin	3	32	10.7	18	0	
Perriman	3	17	5.7	17	0	Waymer	2	39	19.5	29	0	
Martin	2	12	6.0	9	0	Saints	70	1408	20.1	57	0	
Hansen	1	10	10.0	10	0	Opponents	43	823	19.1	40	0	
Hill	2	7	3.5	5	0							
Saints	512	2046	4.0	73	9	FIELD GOALS	1-19	20-29	30-39	40-49	50+	
Opponents	442	1779	4.0	62	7	Andersen	1/1	11/12	8/11	5/8	1/4	
RECEIVING												
	No	Yds	Avg	LG	TD		No	Yds	Avg	LG	TD	
Martin	85	1083	12.7	40	7	Gray	25	8	305	12.2	66	1
Hill	66	703	10.7	35	7	Atkins	20	424	21.2	57	0	
Hilliard	34	335	9.9	26	1	Mayes	7	132	18.9	33	0	
Tice	26	297	11.4	40	1	Hilliard	6	111	18.5	30	0	
R. Clark	19	245	12.9	21	2	Martin	3	32	10.7	18	0	
Perriman	16	215	13.4	33	2	Waymer	2	39	19.5	29	0	
Heyward	13	105	8.1	21	0	Saints	70	1408	20.1	57	0	
Mayes	11	103	9.4	25	0	Opponents	43	823	19.1	40	0	
Jordan	5	70	14.0	25	0							
Brenner	5	67	13.4	24	0							
Scales	2	20	10.0	14	1							
Hebert	2	0	0.0	2	0							
Pattison	1	8	8.0	8	0							
Benson	1	5	5.0	5	0							
Saints	286	3256	11.4	40	21							
Opponents	277	3579	12.9	85	19							

PUNT RET	Ret	FC	Yds	Avg	LG	TD
Gray	15	4	305	12.2	66	1
Hill	20	4	108	10.8	31	0
Saints	35	12	413	11.8	66	1
Opponents	39	16	248	6.4	17	0

KICKOFF RET	No	Yds	Avg	LG	TD
Gray	32	670	20.9	39	0
Atkins	20	424	21.2	57	0
Mayes	7	132	18.9	33	0
Hilliard	6	111	18.5	30	0
Martin	3	32	10.7	18	0
Waymer	2	39	19.5	29	0
Saints	70	1408	20.1	57	0
Opponents	43	823	19.1	40	0

1988 NFC WEST STANDINGS	W	L	T	Pct.
Saints Finish: 3rd place				
San Francisco	10	6	0	.625
L.A. Rams	10	6	0	.625
New Orleans	10	6	0	.625
Atlanta	5	11	0	.313

PASSING	Att	Cmp	Yds	Cmp%	Yds/Att	TD	TD%	Int	Int%	Long	Sk/Yds	Rating
Hebert	478	280	3156	58.6	6.60	20	4.2	15	3.1	40t	24/171	79.3
Wilson	16	5	73	31.3	4.56	0	0.0	1	6.3	25	0/0	21.1
Hilliard	2	1	27	50.0	13.50	1	50.0	0	0.0	27l	0/0	135.4
Fourcade	1	0	0	0.0	0.00	0	0.0	0	0.0	0	0/0	39.6
Hill	1	0	0	0.0	0.00	0	0.0	0	0.0	0	0/0	39.6
Saints	498	286	3256	57.4	6.54	21	4.2	16	3.2	40t	24/171	77.9
Opponents	505	277	3579	54.9	7.09	19	3.8	17	3.4	85t	31/252	75.8

# SAINTS STATISTICS

1989

RECORD: 9-7

FINISH: 3rd-NFC WEST

Date	W/L	Score	Opponent	Attendance	SCORING	TD	Ru	Pa	Rt	PAT	FG	S	TP	INTERCEPTIONS	No	Yds	Avg	LG	TD			
9/10	W	28-0	Dallas	66,977	Hilliard	18	13	5	0			0	108	Waymer	6	66	11.0	42	0			
9/17	L	34-35	at Green Bay	55,809	Andersen	0	0	0	0	44/45	20/29	0	104	Massey	5	26	5.2	22	0			
9/24	L	10-20	at Tampa Bay	44,053	E. Martin	8	0	8	0			0	48	Cook	3	81	27.0	63	1			
10/1	L	14-16	Washington	64,358	Brenner	4	0	4	0			0	24	Maxie	3	41	13.7	26	1			
10/8	L	20-24	San Francisco	60,488	Hill	4	0	4	0			0	24	Mack	2	0	0.0	0	0			
10/15	W	29-14	New York Jets	59,521	Jordan	3	3	0	0			0	18	Swilling	1	14	14.0	14	0			
10/22	W	40-21	at L.A. Rams	57,567	Cook	1	0	0	1			0	6	Atkins	1	-2	-2.0	-2	0			
10/29	W	20-13	Atlanta	65,153	Fourcade	1	1	0	0			0	6	Saints	21	226	10.8	63	2			
11/6	L	13-31	at San Francisco	60,667	Frazier	1	1	0	0			0	6	Opponents	19	265	13.9	40	1			
11/12	W	28-24	at New England	47,680	Heyward	1	0	0	0			0	6									
11/19	W	26-17	at Atlanta	53,173	Maxie	1	0	0	1			0	6	PUNTING	No	Yds	Avg	Net	TB	IG	B	
11/26	Lot	17-20	L.A. Rams	64,274	Morse	1	0	0	1			0	6	Barnhardt	55	2179	39.6	35.0	4	17	56	0
12/3	L	14-21	at Detroit	38,550	Shepard	1	0	0	1			0	6	Winslow	16	595	37.2	31.6	1	4	50	0
12/10	W	22-19	at Buffalo	70,037	Tice	1	0	1	0			0	6	Saints	71	2774	39.1	34.2	5	21	56	0
12/18	W	30-20	Philadelphia	59,218	Turner	1	0	1	0			0	6	Opponents	75	2956	39.4	33.2	2	15	63	1
12/24	W	41-6	Indianapolis	49,009	Forde	0	0	0	0			1	2									
					Warren	0	0	0	0			1	2	PUNT RET	Ret	FC	Yds	Avg	LG	TD		

TEAM STATISTICS														N.O.	OPP.	Saints	46	19	23	4	44/45	20/29	3	386	Harris	27	7	196	7.3	20	0								
TOTAL FIRST DOWNS														304	293	Opponents	35	10	23	2	34/35	19/24	0	301	Morse	10	1	29	2.9	16	0								
Rushing														108	79									Hill	7	0	41	5.9	13	0									
Passing														167	198	SACKS: Swilling 16.5, Warren 9.5, Jackson 7.5, Shepard 7, 1 91 130 56													1	0	10	10	0						
Penalty														29	16	Wilks 4.0, Mills 3.0, W. Martin 2.5, Cook 1.0, Perriman 1, 0 10 10.0 10													1	0	7	7	0						
3rd Down: Made/Att.														89/207	82/216	Geathers 1.0, V. Johnson 1.0, Mack 1.0, Saints													0	0	54	54	0						
3rd Down Pct.														43.0	38.0	47.0, Opp. 36.0													53	9	428	8.1	57	1					
4th Down: Made/Att.														5/10	8/17											35	16	244	7.0	28	0								
4th Down Pct.														50.0	47.1	RUSHING												No	Yds	Avg	LG	TD	Opponents	35	16	244	7.0	28	0
POSSESSION AVG.														33:43	26:17	Hilliard	344	1262	3.7	40	13																		
TOTAL NET YARDS														5328	5186	Heyward	49	183	3.7	15	1	KICKOFF RET												No	Yds	Avg	LG	TD	
Avg. Per Game														333.0	324.1	Jordan	38	179	4.7	32	3							19	378	19.9	39	0							
Total Plays														999	997	Frazier	25	112	4.5	21	1							12	245	20.4	32	0							
Avg. Per Play														5.3	5.2	Fourcade	14	91	6.5	14	1							10	278	27.8	99	1							
NET YARDS RUSHING														1948	1326	Hebert	25	87	3.5	11	0							8	157	19.6	29	0							
Avg. Per Game														121.8	82.9	Morse	2	43	21.5	39	0							0	Shepard	8	135	16.9	24	0					
Total Rushes														502	373	Turner	2	8	4.0	6	0							0	U Johnson	2	34	17.0	19	0					
NET YARDS PASSING														3380	3860	Winslow	1	0	0.0	0	0							0	Hill	1	13	13.0	13	0					
Avg. Per Game														211.3	241.3	Hill	1	-7	-7.0	-7	0							1	20	20.0	20	0							
Sacked/Yards Lost														36/271	47/362	Perriman	1	-10	-10.0	-10	0						0	Phillips	1	24	24.0	24	0						
Gross Yards														3651	4222	Saints	502	1948	3.9	40	19							0	Scales	1	0	0.0	0	0					
Att./Completions														461/284	577/320	Opponents	373	1326	3.6	38	10							63	1284	20.4	99	1							
Completion Pct.														61.6	55.5													55	983	17.9	72	0							
Had Intercepted														19	21	RECEIVING												No	Yds	Avg	LG	TD	Opponents	55	983	17.9	72	0	
PUNTS/AVERAGE														71/39.1	75/39.4	E. Martin	68	1090	16.0	53	8							8	FIELD GOALS	1-19	20-29	30-39	40-49	50+					
NET PUNTING AVG.														71/34.2	75/33.2	Hilliard	52	514	9.9	54	5							0	78	10/11	36	0/4	0/4						
PENALTIES/YARDS														90/676	105/850	Hill	48	636	13.3	46	4							0	Saints	6	78	10/11	36	0/4					
FUMBLES/BALL LOST														28/12	35/18	Brenner	34	398	11.7	30	4							0	Opponents	33	2/4	4/5	10/11	0/1					
TOUCHDOWNS														46	35	Turner	22	279	12.7	54	1																		
Rushing														19	10	Perriman	20	356	17.8	47	0								Andersen:	0	(38G, 32G)	(54N, 33G, 47N)	(52N, 36N)	(49G, 39G)	(42G, 29G)	(39G, 27G)	(32G, 23G)		
Passing														23	23	Heyward	13	69	5.3	12	0																		
Returns														4	2	Tice	9	98	10.9	23	1																		
																Scales	8	89	11.1	26	0																		
Score by Periods														1	2	3	4	OT	TOT																				
Saints														105	123	60	98	0	386																				
Opponents														27	96	89	86	3	301																				
																Cook	1	8	8.0	8	0																		
																Saints	284	3651	12.9	54	23																		
																Opponents	320	4222	13.2	75	23																		

## 1989 NFC WEST STANDINGS

Saints Finish: 3rd place

	W	L	T	Pct.
San Francisco	14	2	0	.875
L.A. Rams	11	5	0	.688
New Orleans	9	7	0	.563
Atlanta	3	13	0	.188

PASSING	Att	Cmp	Yds	Cmp%	Yds/Att	TD	TD%	Int	Int%	Long	Sk/Yds	Rating
Hebert	353	222	2686	62.9	7.61	15	4.2	15	4.2	54t	22/171	82.7
Fourcade	107	61	930	57.0	8.69	7	6.5	4	3.7	54t	13/96	92.0
Hilliard	1	1	35	100.0	35.00	1	100.0	0	0.0	35t	0/0	158.3
Hill	0	0	0	---	---	0	---	0	---	0	1/4	---
Saints	461	284	3651	61.6	7.92	23	5.0	19	4.1	54t	36/271	85.9
Opponents	577	320	4222	55.5	7.32	23	4.0	21	3.6	75t	47/362	76.9

OWNER

FOOTBALL

ADMINISTRATION

RECORDS

HISTORY





# SAINTS STATISTICS

1991

RECORD: 11-5

FINISH: 1ST-NFC WEST

Date	W/L	Score	Opponent	Attendance
9/1	W	27-24	Seattle	68,492
9/8	W	17-10	at Kansas City	74,816
9/15	W	24-7	L.A. Rams	68,583
9/22	W	26-0	Minnesota	68,591
9/29	W	27-6	at Atlanta	56,556
10/3	W	13-6	at Philadelphia	64,224
10/20	W	23-7	Tampa Bay	68,591
10/27	L	17-20	Chicago	68,591
11/3	W	24-17	at L.A. Rams	58,713
11/10	W	10-3	San Francisco	68,591
11/17	L	21-24	at San Diego	48,420
11/24	Lot	20-23	Atlanta	68,591
12/1	L	24-38	at San Francisco	62,092
12/8	L	14-23	at Dallas	64,030
12/16	W	27-0	L.A. Raiders	68,625
12/22	W	27-3	at Phoenix	30,928

TEAM STATISTICS	N.O.	OPP.
TOTAL FIRST DOWNS	267	214
Rushing	93	63
Passing	157	139
Penalty	17	12
3rd Down: Made/Att.	86/228	49/188
3rd Down Pct.	37.7	26.1
4th Down: Made/Att.	5/10	4/13
4th Down Pct.	50.0	30.8
POSSESSION AVG.	33:58	29:32
TOTAL NET YARDS	4968	3933
Avg. Per Game	310.5	245.8
Total Plays	1008	875
Avg. Per Play	4.9	4.5
NET YARDS RUSHING	1709	1213
Avg. Per Game	106.8	75.8
Total Rushes	483	334
NET YARDS PASSING	3259	2720
Avg. Per Game	203.7	170.0
Sacked/Yards Lost	19/160	50/337
Gross Yards	3419	3057
Att./Completions	506/292	491/259
Completion Pct.	57.7	52.7
Had Intercepted	15	29
PUNTS/AVERAGE	87/43.0	88/42.3
NET PUNTING AVG.	87/35.3	88/37.1
PENALTIES/YARDS	101/801	95/711
FUMBLES/BALL LOST	24/15	34/19
TOUCHDOWNS	38	23
Rushing	15	6
Passing	20	12
Returns	3	5
Score by Periods	1 2 3 4 OT TOT	
Saints	61 120 75 85 0 341	
Opponents	23 59 54 72 3 211	

SCORING	TD	Ru	Pa	Rt	PAT	FG	S	TP
Andersen	0	0	0	0	38/38	25/32	0	113
Turner	8	0	8	0			0	48
Fenerty	5	3	2	0			0	30
Heyward	5	4	1	0			0	30
Hilliard	5	4	1	0			0	30
E. Martin	4	0	4	0			0	24
Jordan	3	2	1	0			0	18
Early	2	0	2	0			0	12
McAfee	2	0	2	0			0	12
Carroll	1	0	1	0			0	6
Maxie	1	0	1	0			0	6
Swilling	1	0	0	1			0	6
Warren	1	0	0	1			0	6
Saints	38	15	20	3	38/38	25/32	0	341
Opponents	23	6	12	5	22/23	17/21	0	211

SACKS: Swilling 17.0, Jackson 11.5, Warren 7.0, W. Martin 3.5, Atkins 3.0, Goff 2.0, Wilks 2.0, Miller 1.0, Mills 1.0, Turnbull 1.0, James E. Williams 1.0, Saints 50.0, Opp. 19.0

RUSHING	No	Yds	Avg	LG	TD
McAfee	109	494	4.5	34	2
Fenerty	139	477	3.4	54	3
Heyward	76	260	3.4	15	4
Hilliard	79	252	3.2	65	4
Jordan	47	150	3.2	25	2
Hebert	18	56	3.1	16	0
Early	3	13	4.3	6	0
Morse	3	7	2.3	8	0
Barnhardt	1	0	0.0	0	0
Walsh	8	0	0.0	3	0
Saints	483	1709	3.5	65	15
Opponents	334	1213	3.6	33	6

RECEIVING	No	Yds	Avg	LG	TD
E. Martin	66	803	12.2	30	4
Turner	64	927	14.5	65	8
Early	32	541	16.9	52	2
Fenerty	26	235	9.0	50	2
Tice	22	230	10.5	22	0
Hilliard	21	127	6.0	14	1
Carroll	18	184	10.2	31	1
Brenner	16	179	11.2	21	0
Jordan	15	92	6.1	19	1
Heyward	4	34	8.5	22	1
Newman	3	33	11.0	14	0
Scales	3	23	7.7	14	0
McAfee	1	8	8.0	8	0
Wainright	1	3	3.0	3	0
Saints	292	3419	11.7	65	20
Opponents	259	3057	11.8	80	12

INTERCEPTIONS	No	Yds	Avg	LG	TD
Atkins	5	198	39.6	79	0
V. Buck	5	12	2.4	12	0
Glenn	4	35	8.8	18	0
Jones	3	61	20.3	51	0
Cook	3	54	18.0	22	0
Maxie	3	33	11.0	31	1
Mills	2	13	6.5	8	0
Swilling	1	39	39.0	39	1
Johnson	1	19	19.0	19	0
Thompson	1	14	14.0	14	0
Petry	1	4	4.0	4	0
Saints	29	482	16.6	79	2
Opponents	15	257	17.1	59	2

PUNTING	No	Yds	Avg	Net	TB	IG	B
Barnhardt	86	3743	43.5	35.3	10	20	61
Saints	87	3743	43.0	35.3	10	20	61
Opponents	88	3725	42.3	37.1	7	20	64

PUNT RET	Ret	FC	Yds	Avg	LG	TD
V. Buck	31	13	260	8.4	52	0
Fenerty	12	6	55	4.6	13	0
Morse	1	0	2	2.0	2	0
Saints	44	19	317	7.2	52	0
Opponents	50	11	470	9.4	40	0

KICKOFF RET	No	Yds	Avg	LG	TD
Atkins	20	368	18.4	27	0
Jennings	12	213	17.8	24	0
Early	9	168	18.7	34	0
Morse	3	60	20.0	21	0
Fenerty	2	28	14.0	14	0
Jordan	2	18	9.0	18	0
Glenn	1	10	10.0	10	0
McAfee	1	14	14.0	14	0
Saints	50	879	17.6	34	0
Opponents	35	851	24.3	98	2

FIELD GOALS	1-19	20-29	30-39	40-49	50+
Andersen	0/0	6/6	11/13	6/9	2/4
Saints	0/0	6/6	11/13	6/9	2/4
Opponents	1/1	3/3	5/6	6/7	2/4

Andersen: (47G, 31G) (40G) (42G) (34G, 30G, 38G, 26G) (23G, 31G) (36G, 43G, 26G) (32G, 28G, 48G, 40N) (60G) (45G, 37N) (21G) (39N) (39G, 31G, 55N) (52G) (54N) (37G, 41N, 42G) (27G, 39G)

Opponents: (37G, 37N) (23G) ( ) ( ) ( ) (48G, 41G) ( ) (34G, 48G, 51N) (31G) (32G, 44N) (19G) (25G, 27G, 50G) (42G) (50G, 41G, 40G) (52N) (38G)

## 1991 NFC WEST STANDINGS

Saints Finish: 1st place	W	L	T	Pct.
New Orleans	11	5	0	.688
Atlanta	10	6	0	.625
San Francisco	10	6	0	.625
L.A. Rams	3	13	0	.188

PASSING	Att	Cmp	Yds	Cmp%	Yds/Att	TD	TD%	Int	Int%	Long	Sk/Yds	Rating
Walsh	255	141	1638	55.3	6.42	11	4.3	6	2.4	41	3/26	79.5
Hebert	248	149	1676	60.1	6.76	9	3.6	8	3.2	65	16/134	79.0
M. Buck	2	1	61	50.0	30.50	0	0.0	1	50.0	61	0/0	56.3
Heyward	1	1	44	100.0	44.00	0	0.0	0	0.0	44	0/0	118.8
Saints	506	292	3419	57.7	6.76	20	4.0	15	3.0	65	19/160	79.2
Opponents	491	259	3057	52.7	6.23	12	2.4	29	5.9	80	50/337	55.5

OWNER  
FOOTBALL  
ADMINISTRATION  
RECORDS  
HISTORY

# SAINTS STATISTICS

1992

RECORD: 12-4

FINISH: 2ND-NFC WEST

OWNER

FOOTBALL

ADMINISTRATION

RECORDS

HISTORY

Date	W/L	Score	Opponent	Attendance	SCORING	TD	R	P	RT	PAT	FG	S	TP	INTERCEPTIONS	No	Yds	Avg	LG	TD
9/6	L	13-15	at Philadelphia	63,513	Andersen	0	0	0	0	33/34	29/34	0	120	Cook	6	90	15.0	48	1
9/13	W	28-6	Chicago	68,591	Hilliard	7	3	4	0	0	42	0	42	Atkins	3	0	0.0	0	0
9/20	W	10-7	at Atlanta	67,328	Early	5	0	5	0	0	30	0	30	Jones	2	71	35.5	71	1
9/27	L	10-16	San Francisco	68,591	E. Martin	5	0	5	0	0	30	0	30	V. Buck	2	51	25.5	34	1
10/4	W	13-7	at Detroit	66,971	Dunbar	3	3	0	0	0	18	0	18	Taylor	2	20	10.0	20	0
10/11	W	13-10	L.A. Rams	68,591	Heyward	3	3	0	0	0	18	0	18	Maxie	2	12	6.0	8	0
10/18	W	30-21	at Phoenix	27,735	Small	3	0	3	0	0	18	0	18	Mills	1	10	10.0	10	0
11/1	W	23-21	Tampa Bay	68,591	Carroll	2	0	2	0	0	12	0	12	Saints	18	254	14.1	71	3
11/8	W	31-14	at New England	45,413	Goff	2	0	0	2	0	12	0	12	Opponents	16	280	17.5	56	2
11/15	L	20-21	at San Francisco	64,895	V. Buck	1	0	0	1	0	6	0	6						
11/23	W	20-3	Washington	68,591	Cook	1	0	0	1	0	0	0	0	PUNTING	No	Yds	Avg	Net	TB
11/29	W	24-13	Miami	68,591	Jones	1	0	0	1	0	0	0	0	Barnhardt	67	2947	44.0	37.7	10
12/3	W	22-14	Atlanta	68,591	McAfee	1	1	0	0	0	0	0	0	Saints	67	2947	44.0	37.7	10
12/13	W	37-14	at L.A. Rams	47,355	Mills	1	0	0	1	0	0	0	0	Opponents	89	3666	41.2	37.0	7
12/20	L	16-20	Buffalo	68,591	Saints	35	10	19	6	33/34	29/34	0	330						
12/26	W	20-0	at New York Jets	45,614	Opponents	24	8	13	3	22/24	12/17	0	202	PUNT RET	Ret	FC	Yds	Avg	LG
														Newman	23	10	158	6.9	18
														Dowdell	12	6	37	3.1	34
														Lipps	5	1	22	4.4	16
														Turner	3	0	10	3.3	5
														V. Buck	2	4	4	2.0	3
														Saints	45	21	231	5.1	34
														Opponents	31	21	218	7.0	34
TEAM STATISTICS					N.O.	OPP.	SACKS: W. Martin 15.5, Jackson 13.5, Swilling 10.5, Warren 4.0, Wilks 4.0, Mills 3.0, Turnbull 1.5, Cook 1.0, Johnson 1.0, Maxie 1.0, Miller 1.0, V. Buck 0.5, Smeenge 0.5, Saints 57.0, Opp. 15.0												
TOTAL FIRST DOWNS					267	246													
Rushing					92	86													
Passing					155	146													
Penalty					20	14													
3rd Down: Made/Att.					75/197	71/209	RUSHING												
3rd Down Pct.					38.1	34.0	No												
4th Down: Made/Att.					3/8	8/18	Yds												
4th Down Pct.					37.5	44.4	Avg												
POSSESSION AVG.					31:10	28:50	LG												
TOTAL NET YARDS					4806	4075	TD												
Avg. Per Game					300.4	254.7	KICKOFF RET												
Total Plays					895	949	No												
Avg. Per Play					5.4	4.3	Yds												
NET YARDS RUSHING					1628	1605	Avg												
Avg. Per Game					101.8	100.3	LG												
Total Rushes					454	381	TD												
NET YARDS PASSING					3178	2470	RECEIVING												
Avg. Per Game					198.6	154.4	No												
Sacked/Yards Lost					15/119	57/376	Yds												
Gross Yards					3297	2846	Avg												
Att./Completions					426/251	511/287	LG												
Completion Pct.					58.9	56.2	TD												
Had Intercepted					16	18	FIELD GOALS												
PUNTS/AVERAGE					67/44.0	89/41.2	1-19												
NET PUNTING AVG.					67/37.7	89/37.0	20-29												
PENALTIES/YARDS					60/567	77/729	30-39												
FUMBLES/BALL LOST					27/13	37/20	40-49												
TOUCHDOWNS					35	24	50+												
Rushing					10	8	Andersen: (39G, 31G, 41N) (42N) (47G) (42G,												
Passing					19	13	37N) (47N, 50G, 20G) (26G, 30G) (52G) (39N, 31G,												
Returns					6	3	0 45G, 50G) (46G) (29G, 42G) (43G, 45G) (26G)												
							Opponents: (18G) (39G, 30G, 37N) (41N) (40G,												
							26G, 42G) () (80G) () () () (32N) (34G) (55N, 48G,												
							34G) () () (25G, 50N, 29G) ()												
</																			

# SAINTS STATISTICS

1993

RECORD: 8-8

FINISH: 2ND-NFC WEST

Date	W/L	Score	Opponent	Attendance	SCORING	TD	Ru	Pa	Rt	PAT	FG	S	TP	INTERCEPTIONS	No	Yds	Avg	LG	TD	
9/5	W	33-21	Houston	69,029	Andersen	0	0	0	0	33/33	28/35	0	117	Atkins	3	59	19.7	37	0	
9/12	W	34-31	at Atlanta	64,287	Early	6	0	6	0	0	0	0	36	Taylor	2	32	16.0	30	0	
9/19	W	14-3	Detroit	69,039	Brown	3	2	1	0	0	0	0	18	V. Buck	2	28	14.0	28	0	
9/26	W	16-13	San Francisco	69,041	Hilliard	3	2	1	0	0	0	0	18	Jones	1	12	12.0	12	0	
10/3	W	37-6	at L.A. Rams	50,709	Hughes	3	0	0	3	0	0	0	18	Turnbull	1	2	2.0	2	0	
10/17	L	14-37	at Pittsburgh	56,056	E. Martin	3	0	3	0	0	0	0	18	Cook	1	0	0.0	0	0	
10/24	L	15-26	Atlanta	69,043	Muster	3	3	0	0	0	0	0	18	Saints	10	133	13.3	37	0	
10/31	W	20-17	at Phoenix	36,778	Smith	2	0	2	0	0	0	0	12	Opponents	21	444	21.1	671	6	
11/14	L	17-19	Green Bay	69,043	Brenner	1	0	1	0	0	0	0	6							
11/22	L	7-42	at San Francisco	66,500	Dowdell	1	0	1	0	0	0	0	6	PUNTING	No	Yds	Avg	LG	TD	
11/28	W	17-14	at Minnesota	53,030	McAfee	1	1	0	0	0	0	0	6	Barnhardt	77	3356	43.6	37.5	6	
12/5	L	13-17	at Cleveland	60,388	Mills	1	0	0	1	0	0	0	6	Saints	77	3356	43.6	37.5	6	
12/12	L	20-23	L.A. Rams	69,033	Neal	1	1	0	0	0	0	0	6	Opponents	80	3384	42.3	34.8	4	
12/20	L	14-24	New York Giants	69,036	Ned	1	1	0	0	0	0	0	6							
12/26	L	26-37	at Philadelphia	50,085	Newman	1	0	1	0	0	0	0	6	PUNT RET	Ret	FC	Yds	Avg	LG	TD
1/2	W	20-13	Cincinnati	58,036	Small	1	0	1	0	0	0	0	6	Hughes	37	21	503	13.6	83t	2
					Turner	1	0	1	0	0	0	0	6	Newman	1	0	14	14.0	14	0
					Warren	1	0	0	1	0	0	0	6	Saints	38	21	517	13.6	83t	2
TEAM STATISTICS					N.O.	OPP.														
TOTAL FIRST DOWNS					264	273														
Rushing					94	116														
Passing					158	145														
Penalty					12	12														
3rd Down: Made/Att.					72/203	92/227														
3rd Down Pct.					35.5	40.5														
4th Down: Made/Att.					7/11	9/16														
4th Down Pct.					63.6	56.3														
POSSESSION AVG.					28:32	31:28														
TOTAL NET YARDS					4707	4696														
Avg. Per Game					294.2	293.5														
Total Plays					935	1008														
Avg. Per Play					5.0	4.7														
NET YARDS RUSHING					1766	2090														
Avg. Per Game					110.4	130.6														
Total Rushes					414	513														
NET YARDS PASSING					2941	2606														
Avg. Per Game					183.8	162.9														
Sacked/Yards Lost					40/242	51/318														
Gross Yards					3183	2924														
Att./Completions					481/274	444/259														
Completion Pct.					57.0	58.3														
Had Intercepted					21	10														
PUNTS/AVERAGE					77/43.6	80/42.3														
NET PUNTING AVG.					77/37.5	80/34.8														
PENALTIES/YARDS					81/663	86/590														
FUMBLES/BALL LOST					24/13	30/20														
TOUCHDOWNS					33	39														
Rushing					10	7														
Passing					18	22														
Returns					5	10														
Score by Periods					1	2	3	4	OT	TOT										
Saints					66	80	60	111	0	317										
Opponents					78	106	72	87	0	343										

# SAINTS STATISTICS

1994

RECORD: 7-9

FINISH: 2ND-NFC WEST

Date	W/L	Score	Opponent	Attendance	OPP.	TD	Ru	Pa	Rt	PAT	FG	S	TP	INTERCEPTIONS	No	Yds	Avg	LG	TD
9/4	L	17-30	Kansas City	69,362	Andersen	0	0	0	0	32/32	28/39	0	116	Spencer	5	24	4.8	11	0
9/11	L	24-38	Washington	58,049	Bates	6	6	0	0	0	0	0	36	J. Williams	2	42	21.0	33	1
9/18	W	9-7	at Tampa Bay	45,522	Small	5	0	5	0	0	0	0	32	Hughes	2	31	15.5	31	0
9/25	L	13-24	at San Francisco	63,971	Haynes	5	0	5	0	0	0	0	30	Lee	2	3	1.5	3	0
10/2	W	27-22	New York Giants	55,076	Walls	4	0	4	0	0	0	0	29	Conner	1	56	56.0	56	0
10/9	L	7-17	at Chicago	63,822	Brown	4	3	1	0	0	0	0	24	Clark	1	30	30.0	30	0
10/16	L	22-36	San Diego	50,565	Early	4	0	4	0	0	0	0	24	Mills	1	10	10.0	10	0
10/23	W	37-34	L.A. Rams	47,908	Hughes	4	0	0	4	0	0	0	24	Lumpkin	1	1	1.0	1	0
11/6	L	20-21	at Minnesota	57,564	Smith	3	0	3	0	0	0	0	18	Buck	1	0	0.0	0	0
11/13	W	33-32	Atlanta	60,313	Muster	1	1	0	0	0	0	0	6	Tubbs	1	0	0.0	0	0
11/20	L	19-24	at L.A. Raiders	41,722	Neal	1	0	0	0	0	0	0	6	Saints	17	197	11.6	56	1
11/28	L	14-35	San Francisco	61,304	J. Williams	1	0	0	0	0	0	0	6	Opponents	18	386	21.4	74	3
12/4	W	31-15	at L.A. Rams	34,960	Saints	38	11	22	5	32/32	28/39	0	345						
12/11	W	29-20	at Atlanta	61,307	Opponents	45	10	28	7	41/41	30/37	0	407						
12/19	L	16-24	Dallas	67,323	2 Pt. Conv.: Small, Walls, Saints 2-6, Opp. 3-4														
12/24	W	30-28	at Denver	64,445															

TEAM STATISTICS					N.O.	SACKS: Conner 10.5, Wayne Martin 10.0, Turnbull 6.5, Warren 4.0, Buck 1.0, J. Johnson 1.0, Legette 1.0, Mills 1.0, Tubbs 1.0, Saints 36.0, Opp. 24.0				
TOTAL FIRST DOWNS					308	337				
Rushing					78	106				
Passing					203	208				
Penalty					27	23				
3rd Down: Made/Att.					71/199	91/210				
3rd Down Pct.					35.7	43.3				
4th Down: Made/Att.					8/16	11/19				
4th Down Pct.					50.0	57.9				
POSSESSION AVG.					29:04	30:56				
TOTAL NET YARDS					5182	5569				
Avg. Per Game					323.9	348.1				
Total Plays					966	1053				
Avg. Per Play					5.4	5.3				
NET YARDS RUSHING					1336	1758				
Avg. Per Game					83.5	109.9				
Total Rushes					373	458				
NET YARDS PASSING					3846	3811				
Avg. Per Game					240.4	238.2				
Sacked/Yards Lost					24/181	36/196				
Gross Yards					4027	4007				
Att./Completions					569/366	559/353				
Completion Pct.					64.3	63.1				
Had Intercepted					18	17				
PUNTS/AVERAGE					67/43.6	60/42.6				
NET PUNTING AVG.					67/33.5	60/37.4				
PENALTIES/YARDS					88/678	105/922				
FUMBLES/BALL LOST					22/14	28/14				
TOUCHDOWNS					38	45				
Rushing					11	10				
Passing					22	28				
Returns					5	7				
Score by Periods					1	2	3	4	OT	TOT
Saints					42	132	77	97	0	348
Opponents					82	120	83	122	0	407

PUNT RET	Ret	FC	Yds	Avg	LG	TD
Hughes	21	8	143	6.8	35	0
Mitchell	3	2	9	3.0	5	0
Legette	1	0	0	0.0	0	0
Saints	25	10	152	6.1	35	0
Opponents	40	8	495	12.4	103	2

KICKOFF RET	No	Yds	Avg	LG	TD
Hughes	63	1556	24.7	98	2
Ned	7	77	11.0	19	0
Mitchell	6	129	21.5	30	0
Smith	2	10	5.0	10	0
Bates	1	20	20.0	26	0
Brown	1	3	3.0	3	0
Dunbar	1	28	28.0	28	0
Neal	1	17	17.0	15	0
Saints	82	1840	22.4	98	2
Opponents	63	1493	23.7	86	0

FIELD GOALS	1-19	20-29	30-39	40-49	50+
Andersen	0/0	9/9	11/14	8/10	0/6
Saints	0/0	9/9	11/14	8/10	0/6
Opponents	0/0	8/10	12/13	9/11	1/3

Andersen: (48G, 52N) (29G, 53N) (43G, 31G, 43G) (22G, 26G, 50N) (29G, 32G) (50B, 36N) (54N, 38N) (21G, 40G, 37G) (44G, 26G) (34G, 39G) (51N) ( ) (46G) (45G, 33G, 31G, 34G, 35G) (40N, 21G, 32G, 29G) (26G, 44B, 32B, 37G, 40G)	Opponents: (24G, 26N, 22G, 27G) (31G) (54N) (43G, 55N) (41G, 32G, 48B, 35G) (46G, 36N) (49G, 31G, 29G, 29G, 28G) (47G, 32G) ( ) (23G, 33G, 30G, 31G, 48G, 30G) (46B, 51G) (40G, 48G) ( ) (42G, 21G) (30G, 20B) (32G, 30G)
---	---

1994 NFC WEST STANDINGS				
Saints Finish: 2nd place				
	W	L	T	Pct.
San Francisco	13	3	3	.813
New Orleans	7	9	0	.438
Atlanta	7	9	0	.438
L.A. Rams	4	12	0	.250

PASSING	Att	Cmp	Yds	Cmp%	Yds/Att	TD	TD%	Int	Int%	Long	Sk/Yds	Rating
Everett	540	346	3855	64.1	7.14	22	4.1	18	3.3	78	21/164	84.9
Wilson	28	20	172	71.4	6.14	0	0.0	0	0.0	16	3/17	87.2
Barnhardt	1	0	0	0.0	0.00	0	0.0	0	0.0	0	0/0	39.6
Saints	569	366	4027	64.3	7.08	22	3.9	18	3.2	78	24/181	84.9
Opponents	559	353	4007	63.1	7.17	28	5.0	17	3.0	59	36/196	88.6

# SAINTS STATISTICS

1995

RECORD: 7-9

FINISH: 5TH-NFC WEST

Date	W/L	Score	Opponent	Attendance	SCORING	TD	R	P	RT	PAT	FG	S	TP	PUNTING	No	Yds	Avg	Net	TB	LG	LG	B
9/3	L	22-24	San Francisco	66,627	Brien	0	0	0	0	16/16	12/17	0	52	Wilmsmeyer	73	2965	40.6	35.6	5	21	53	1
9/10	L	13-17	at St. Louis	59,335	Early	8	0	0	0	0	0	0	48	Saints	74	2965	40.1	35.6	5	21	53	1
9/17	Lot	24-27	Atlanta	57,442	Bates	7	7	0	0	0	0	0	42	Opponents	66	2756	41.8	35.6	7	24	61	0
9/24	L	29-45	at New York Giants	72,619	Small	6	1	5	0	0	0	0	36									
10/1	L	19-15	Philadelphia	43,938	Lohmiller	0	0	0	0	11/13	8/14	0	35	PUNT RET	Ret	FC	Yds	Avg	LG	TD		
10/15	W	33-30	Miami	55,628	Walls	4	0	4	0	0	0	0	26	Hughes	28	22	262	9.4	74	0		
10/22	L	3-20	at Carolina	55,484	Haynes	4	0	4	0	0	0	0	24	Legette	1	0	6	6.0	6	0		
10/29	W	11-7	at San Francisco	65,272	Smith	3	0	3	0	0	0	0	20	Buck	0	1	0	—	—	0		
11/5	W	19-10	St. Louis	43,120	Brown	2	1	1	0	0	0	0	12	Saints	29	23	268	9.2	74	0		
11/12	W	17-14	Indianapolis	44,122	Zellers	2	2	0	0	0	0	0	12	Opponents	36	22	233	6.5	33	0		
11/19	L	24-43	at Minnesota	58,108	Lumpkin	1	0	1	0	0	0	0	6									
11/26	W	34-26	Carolina	39,580	Neal	1	0	1	0	0	0	0	6	KICKOFF RET	No	Yds	Avg	LG	TD			
12/3	W	31-17	at New England	59,876	Saints	38	11	26	1	27/29	20/31	0	319	Hughes	66	1617	24.5	83	0			
12/10	L	14-19	at Atlanta	54,603	Opponents	38	13	23	2	33/33	27/35	0	348	Neal	2	28	14.0	16	0			
12/16	L	23-34	Green Bay	59,132	2 Pt. Conv.: Smith, Walls, Saints 2-9, Opp. 3-5									Ned	2	33	16.5	19	0			
12/24	W	12-0	at New York Jets	28,885										McCleskey	1	0	0.0	0	0			
														Smith	1	6	6.0	6	0			
														Walls	1	6	6.0	6	0			
														Saints	73	1690	23.2	83	0			
														Opponents	68	1348	19.8	62	0			
SACKS: Martin 13.0, Turnbull 7.0, Joe Johnson																						
5.5, Dixon 4.0, Porter 3.0, Broughton 2.0, Harvey																						
2.0, McIntosh 2.0, Stanley 2.0, Goff 1.5, Fields																						
1.0, B. Jones 1.0, Legette 1.0, Tubbs 1.0, Saints																						
44.0, Opp. 28.0																						
FIELD GOALS 1-19 20-29 30-39 40-49 50+																						
Brien 0/0 0/4 0/6 4/6 0/1																						
Lohmiller 0/0 4/6 3/4 0/2 1/2																						
Saints 0/0 8/10 7/10 4/8 1/3																						
Opponents 2/2 8/8 8/10 5/9 4/6																						
Brien: ( )																						

OWNER  
FOOTBALL  
ADMINISTRATION  
RECORDS  
HISTORY



# SAINTS STATISTICS

1996

RECORD: 3-13

FINISH: 5TH-NFC WEST

OWNER

FOOTBALL

ADMINISTRATION

RECORDS

HISTORY

Date	W/L	Score	Opponent	Attendance	SCORING	TD	Ru	Pa	Rt	PAT	FG	S	TP	INTERCEPTIONS	No	Yds	Avg	LG	TD			
9/1	L	11-27	at San Francisco	63,970	Brien	0	0	0	0	18/18	21/25	0	81	Newman	3	40	13.3	21	0			
9/8	L	20-22	Carolina	43,288	Haynes	4	0	4	0	0	26	0	26	Jackson	3	24	8.0	10	0			
9/15	L	15-30	at Cincinnati	45,412	Bates	4	4	0	0	0	24	0	24	McMillan	2	4	2.0	4	0			
9/22	L	14-28	Arizona	34,316	Zellers	4	4	0	0	0	24	0	24	Molden	2	2	1.0	2	0			
9/29	L	10-17	at Baltimore	61,063	Jeffries	3	0	3	0	0	0	18	0	Allen	1	33	33.0	33	0			
10/6	W	17-13	Jacksonville	34,231	Small	3	1	2	0	0	0	18	0	Tabbs	1	11	11.0	11	0			
10/13	W	27-24	Chicago	43,512	Neal	2	1	1	0	0	0	12	0	Saints	12	114	9.5	33	0			
10/20	L	7-19	at Carolina	70,888	DeRamus	1	0	1	0	0	0	0	6	Opponents	17	93	5.5	35	0			
11/03	L	17-24	San Francisco	53,297	Guess	1	0	1	0	0	0	0	6									
11/10	L	14-31	Houston	34,121	T. Johnson	1	0	1	0	0	0	0	6	PUNTING	No	Yds	Avg	Net	TB	IG	LB	
11/17	L	15-17	at Atlanta	43,119	B. Jones	0	0	0	1	0	0	0	6	Wilmseyer	87	3551	40.8	32.5	9	16	63	0
11/24	L	7-13	at Tampa Bay	40,203	Wilmseyer	0	0	0	0	0	0	0	2	Saints	87	3551	40.8	32.5	9	16	63	0
12/1	L	10-26	St. Louis	26,310	Saints	24	10	13	1	18/18	21/25	0	229	Opponents	74	3184	43.0	40.1	3	25	67	0
12/8	L	15-31	Atlanta	32,923	Opponents	34	11	22	1	32/32	33/42	0	339									
12/15	W	17-3	at New York Giants	52,530	2 Pt. Conv.: Haynes, Wilmseyer, Saints 2-6									PUNT RET	Ret	FC	Yds	Avg	LG	TD		
12/21	L	13-14	at St. Louis	57,681	Opp. 2-2									Hughes	30	20	152	5.1	16			

TEAM STATISTICS	N.O.	OPP.	SACKS:	Martin 11.0, J. Johnson 7.5, Turnbull 6.5,
TOTAL FIRST DOWNS	232	287	Mickell 3.0, Broughton 2.0, Fields 2.0, Harvey 2.0,	
Rushing	77	104	Molden 2.0, B. Smith 2.0, Robbins 1.0, Stokes 1.0,	
Passing	135	152	Tubbs 1.0, Saints 41.0, Opp. 22.0	
Penalty	20	31		
3rd Down: Made/Att.	65/207	85/232	RUSHING	No Yds Avg LG TD
3rd Down: Pct.	31.4	36.6	Bates	164 584 3.6 33 4
4th Down: Made/Att.	6/19	9/16	Zellers	120 475 4.0 63 4
4th Down: Pct.	31.6	56.3	Neal	21 58 2.8 11 1
POSSESSION AVG.	27:33	32:27	Whittle	20 52 2.6 15 0
TOTAL NET YARDS	4206	4910	Small	4 51 12.8 22 1
Avg. Per Game	262.9	306.9	Hunter	14 44 3.1 9 0
Total Plays	923	1027	Brown	13 30 2.3 12 0
Avg. Per Play	4.6	4.8	Haynes	2 7 3.5 5 0
NET YARDS RUSHING	1308	2076	Nussmeier	3 6 2.0 6 0
Avg. Per Game	81.8	129.8	Everett	22 3 0.1 3 0
Total Rushes	386	521	DeRamus	1 2 2.0 2 0
NET YARDS PASSING	2898	2834	Guess	2 -4 -2.0 -1 0
Avg. Per Game	181.1	177.1	Saints	386 1308 3.4 63 10
Sacked/Yards Lost	22/171	41/283	Opponents	521 2076 4.0 70 11
Gross Yards	3069	3117		
Att./Completions	515/295	465/267	RECEIVING	No Yds Avg LG TD
Completion Pct.	57.3	57.4	Small	50 558 11.2 41 2
Had Intercepted	17	12	Haynes	44 786 17.9 51 4
PUNTS/AVERAGE	87/40.8	74/43.0	Neal	31 194 6.3 23 1
NET PUNTING AVG.	87/32.5	74/40.1	Lusk	27 210 7.8 24 0
PENALTIES/YARDS	114/853	102/823	Whittle	26 162 6.2 28 0
FUMBLES/BALL LOST	30/20	25/10	Jeffries	20 215 10.8 27 3
TOUCHDOWNS	24	34	Hunter	17 138 8.1 22 0
Rushing	10	11	DeRamus	15 182 12.1 28 1
Passing	13	22	I. Smith	15 144 9.6 37 0
Returns	1	1	Bates	13 44 3.4 15 0
Score by Periods	1 2 3 4	0 TOT	Zellers	9 45 5.0 12 0
Saints	42 58 38 91	0 229	Brown	8 54 6.8 18 0
Opponents	80 105 78 76	0 339	Green	7 91 13.0 23 0
			T. Johnson	7 76 10.9 17 1
			Haynes	4 101 25.3 50 0
			Guess	2 69 34.5 57 1
			Saints	295 3069 10.4 57 13
			Opponents	267 3117 11.7 70 22

## 1996 NFC WEST STANDINGS

Saints Finish: 5th place

	W	L	T	Pct.
Carolina	12	4	0	.750
San Francisco	12	4	0	.750
St. Louis	6	10	0	.375
Atlanta	3	13	0	.188
New Orleans	3	13	0	.188

PASSING	Att	Cmp	Yds	Cmp%	Yds/Att	TD	TD%	Int	Int%	Long	SK/Yds	Rating
Everett	464	267	2797	57.5	6.03	12	2.6	16	3.4	51	19/154	69.4
Nussmeier	50	28	272	56.0	5.44	1	2.0	1	2.0	57 1/2	3/17	69.8
Hunter	1	0	0	0.0	0.00	0	0.0	0	0.0	0	0/0	39.6
Saints	515	295	3069	57.3	5.96	13	2.5	17	3.3	57 1/2	22/171	69.3
Opponents	465	267	3117	57.4	6.70	22	4.7	12	2.6	70	41/283	62.9

# SAINTS STATISTICS

1997

RECORD: 6-10

FINISH: 4th-NFC WEST

Date	W/L	Score	Opponent	Attendance	SCORING	TD	Ru	Pa	Rt	PAT	FG	S	TP	INTERCEPTIONS	No	Yds	Avg	LG	TD
8/31	L	24-38	at St. Louis	64,575	Brien	0	0	0	0	22/22	23/27	0	91	Knight	5	75	15.0	39	0
9/7	L	6-20	San Diego	65,760	Hastings	5	0	5	0			0	32	Newman	3	19	6.3	17	0
9/14	L	7-33	at San Francisco	61,838	Bates	4	4	0	0			0	24	Washington	2	30	15.0	30	0
9/21	W	35-17	Detroit	50,016	Zellars	4	4	0	0			0	24	Allen	2	27	13.5	27	0
9/28	L	9-14	at New York Giants	68,891	Guliford	2	0	1	1			0	12	Tubbs	2	21	10.5	15	0
10/5	W	20-17	at Chicago	58,865	Hill	2	0	2	0			0	12	Kelly	1	15	15.0	15	0
10/12	L	17-23	Atlanta	65,619	Poole	2	0	2	0			0	12	Harvey	1	7	7.0	7	0
10/19	L	0-13	Carolina	50,963	Farquhar	1	0	1	0			0	6	Saints	16	194	12.1	39	0
10/26	L	0-23	San Francisco	60,443	Fields	1	0	0	1			0	6	Opponents	33	342	10.4	441	1
11/9	W	13-10	at Oakland	40,091	Hobbs	0	1	0	0			0	6						
11/16	Wot	20-17	Seattle	50,493	Shuler	1	0	0	0			0	6	PUNTING	No	Yds	Avg	Net	TD
11/23	L	3-20	at Atlanta	48,620	J. Smith	1	0	0	0			0	6	Royals	88	4038	45.9	34.9	13
11/30	W	16-13	at Carolina	57,957	Saints	24	9	13	2	22/22	23/27	0	237	Saints	88	4038	45.9	34.9	13
12/7	L	27-34	St. Louis	54,803	Opponents	35	11	21	3	33/33	28/36	0	327	Opponents	92	3668	39.9	33.0	7
12/14	W	27-10	Arizona	45,517	2 Pt. Conv.: Hastings, Saints	1-2, Opp. 0-2													
12/21	L	13-25	at Kansas City	66,772	SACKS: Martin 10.5, J. Johnson 8.5, Fields 8.0, Glover 6.5, B. Smith 5.0, Mitchell 4.0, Molden 4.0, Mickell 3.5, Harvey 3.0, Tubbs 2.5, Sagapolutele 2.0, Tomich 1.0, Dixon 0.5, Saints 59.0, Opp. 50.0														
TEAM STATISTICS					RUSHING					KICKOFF RET					FIELD GOALS				
TOTAL FIRST DOWNS					No					No					1-19				
Rushing					Yds					Yds					20-29				
Passing					Avg					LG					30-39				
Penalty					LG					LG					40-49				
3rd Down: Made/Att.					22/252					43					50+				
3rd Down: Pct.					26.1					9					1/1				
4th Down: Made/Att.					7/12					T. Davis					2/2				
4th Down: Pct.					58.3					3					10/10				
POSSESSION AVG.					32.13					Bech					2/6				
TOTAL NET YARDS					4045					1					1/0				
Avg. Per Game					252.8					58					1374				
Total Plays					925					Opponents					51				
Avg. Per Play					4.4					1139					22.3				
NET YARDS RUSHING					1461					Opponents					59				
Avg. Per Game					91.3					11					11				
Total Rushes					417					Opponents					0/0				
NET YARDS PASSING					2584					Opponents					8/9				
Avg. Per Game					161.5					496					12/14				
Sacked/Yards Lost					50/317					3.6					50N, 48N				
Gross Yards					2901					3.6					(36G, 32G, 39G) (38G, 48G) (35G) ( ) ( ) (48G, 44G)				
Att./Completions					458/228					55					(19G, 38G) (22G, 42B) (50G, 51G, 45G) (49G, 53G)				
Completion Pct.					49.8					48					(20G, 33G) (41N)				
Had Intercepted					33					1					Opponents: (36N, 36G) (37G, 34G) (43G, 22G,				
PUNTS/AVERAGE					88/45.9					92/39.9					1				
NET PUNTING AVG.					88/34.9					92/33.0					40G, 38G) (47G) (46N) (23G) (25G, 32G, 55G)				
PENALTIES/YARDS					101/811					110/895					1				
FUMBLES/BALL LOST					34/22					31/15					1				
TOUCHDOWNS					24					35					1				
Rushing					9					11					1				
Passing					13					21					1				
Returns					2					3					1				
Score by Periods					1 2 3 4 OT TOT					1 2 3 4 OT TOT					1 2 3 4 OT TOT				
Saints					22 76 38 98 3 237					22 76 38 98 3 237					22 76 38 98 3 237				
Opponents					70 107 51 99 0 327					70 107 51 99 0 327					70 107 51 99 0 327				

OWNER

FOOTBALL

ADMINISTRATION

RECORDS

HISTORY

PASSING	Att	Cmp	Yds	Cmp%	Yds/Att	TD	TD%	Int	Int%	Long	Sk/Yds	Rating
Shuler	203	106	1288	52.2	6.34	2	1.0	14	6.9	89t	21/132	46.6
Hobert	131	61	891	46.6	6.80	6	4.6	8	6.1	49	4/29	59.0
Wuerffel	91	42	518	46.2	5.69	4	4.4	8	8.8	47	18/116	42.3
Nussmeier	32	18	183	56.3	5.72	0	0.0	3	9.4	24	6/32	33.7
Bates	1	1	21	100.0	21.00	1	100.0	0	0.0	21t	0/0	158.3
Hill	0	0	0	—	—	0	—	—	—	—	1/8	—
Saints	458	228	2901	49.8	6.33	13	2.8	33	7.2	89t	50/317	49.4
Opponents	518	293	3289	56.6	6.35	21	4.1	16	3.1	52	59/408	76.3

# SAINTS STATISTICS

## 1998

### RECORD: 6-10

### FINISH: 3RD-NFC WEST

OWNER

FOOTBALL

ADMINISTRATION

RECORDS

HISTORY

Date	W/L	Score	Opponent	Attendance	SCORING	TD	Ru	Pa	Rt	PAT	FG	S	TP										
9/6	W	24-17	at St. Louis	56,943	Brien	0	0	0	0	31/31	20/22	0	91	INTERCEPTIONS									
9/13	W	19-14	Carolina	51,915	Cleeland	6	0	6	0		36			Knight	6	171	28.5	91t	2	1			
9/27	Wot	19-13	at Indianapolis	48,480	Craver	5	2	2	1		30			Drakeford	4	176	19.0	32t	1	1			
10/4	L	27-30	New England	56,172	Bech	3	0	3	0	0	18			Cota	4	16	4.0	9	0	0			
10/11	L	0-31	San Francisco	62,811	Hastings	3	0	3	0	0	18			Kelly	2	104	52.0	79t	1	1			
10/18	L	23-31	at Atlanta	60,774	L. Smith	3	1	2	0	0	18			Weary	2	64	32.0	63t	1	1			
10/25	W	9-3	Tampa Bay	52,695	Knight	2	0	0	2	0	12			Molden	2	35	17.5	24	0	0			
11/1	L	17-31	at Carolina	62,514	Poolle	2	0	2	0	0	12			Glover	1	0	0.0	0	0	0			
11/8	L	24-31	at Minnesota	63,779	Collins	1	1	0	0	0	6			Saints	21	466	22.2	91t	5	5			
11/15	W	24-3	St. Louis	46,430	T. Davis	1	1	0	0	0	6			Opponents	19	186	9.8	56t	3	3			
11/22	L	20-31	at San Francisco	68,429	Dawkins	1	0	1	0	0	6												
11/29	L	10-30	at Miami	73,216	Drakeford	1	0	1	0	0	6			PUNTING	No	Yds	Avg	Net	TB	I20	LG	B	
12/6	W	22-3	Dallas	65,065	Fields	1	0	0	1	0	6			Royals	88	4017	45.6	36.0	10	26	64	0	
12/13	L	17-27	Atlanta	61,678	J. Johnson	1	0	0	1	0	6			Brien	2	72	36.0	26.0	1	0	37	0	
12/20	L	17-19	at Arizona	51,617	Kelly	1	0	0	1	0	6			Saints	90	4089	45.4	35.8	11	26	64	0	
12/27	L	33-45	Buffalo	39,707	Kei. Mitchell	1	0	0	1	0	6			Opponents	75	3263	43.5	36.7	5	18	64	0	
					Robbins	1	0	0	1	0	6												
TEAM STATISTICS					N.O.	Weary	1	0	0	1	0	6			PUNT RET	Ret	FC	Yds	Avg	LG	TD		
TOTAL FIRST DOWNS					258	Zellars	1	1	0	0	0	6			Hastings	22	17	307	14.0	76	0		
Rushing					67	Saints	35	6	19	10	31/31	20/22	2	305	Gulford	10	7	101	10.1	40	0		
Passing					165	Opponents	40	13	24	3	39/39	26/33	0	359	Saints	32	24	408	12.8	76	0		
Penalty					26	2 Pt. Conv.: Saints 0-3, Opp. 1-1										Opponents	53	5	649	12.2	55	0	
3rd Down: Made/Att.					77/215	SACKS: Glover 10.0, J. Johnson 7.0, Fields 6.0,										KICKOFF RET							
3rd Down: Pct.					35.8	Tomich 6.0, Martin 3.0, Kei. Mitchell 2.5, Kev.										No	Yds	Avg	LG	TD			
4th Down: Made/Att.					6/17	Mitchell 2.5, Cherry 2.0, Cota 2.0, Hewitt 2.0, Aleaga										18	590	21.1	39	0			
4th Down: Pct.					35.3	1.0, Bordano 1.0, Robbins 1.0, Wilson 1.0, Saints										28	431	23.9	34	0			
POSSESSION AVG.					28:03	Craver										7	212	30.3	100t	1			
TOTAL NET YARDS					4463	Little										4	64	16.0	20	0			
Avg. Per Game					278.9	T. Davis										2	21	10.5	19	0			
Total Plays					966	Bech										1	20	20.0	20	0			
Avg. Per Play					4.6	Hastings										1	16	16.0	16	0			
NET YARDS RUSHING					1325	L. Smith	138	457	3.3	33	33	1			1	Tomich	1	0	0.0	0	0		
Avg. Per Game					82.8	Craver	45	180	4.0	25	2			1	Saints	62	1354	21.8	100t	1			
Total Rushes					374	Zellars	56	162	2.9	15t	1			1	Opponents	52	1128	21.7	51	0			
NET YARDS PASSING					3138	Collins	23	113	4.9	20	1			FIELD GOALS					1-19	20-29	30-39	40-49	50+
Avg. Per Game					196.1	T. Davis	55	143	2.6	14	1			Brien	0/0	7/7	3/3	6/6	4/6				
Sacked/Yards Lost					57/376	Perry	30	122	4.1	19	0			Saints	0/0	7/7	3/3	6/6	4/6				
Gross Yards					3514	Wuerffel	11	60	5.5	18	0			Opponents	1/1	5/5	11/12	6/10	3/5				
Att./Completions					535/278	Tolliver	11	43	3.9	16	0			Brien: (36G) (46G, 56G) (22G, 20G) (21G, 37G) ( )									
Completion Pct.					52.0	Hastings	3	32	10.7	16	0			( ) (46G, 50G, 41G) (49G) (20G) (26G) (47G, 53N,									
Had Intercepted					19	Robert	2	13	6.5	14	0			22G) (43G) (53G, 53G) (36G) (28G, 54B) ( )									
PUNTS/AVERAGE					90/45.4	Saints	374	1325	3.5	33	6			Opponents: (34G) (45N) (52G, 19G) (34G, 49G,									
NET PUNTING AVG.					90/35.8	Opponents	467	1700	3.6	61t	13			1	27G	(42G, 45N, 37G, 43G) (22G, 45N) (52G, 32N,							
PENALTIES/YARDS					121/928	RECEIVING										1	27G	(42G, 45N, 37G, 43G) (22G, 45N) (52G, 32N,					
FOUMBLES/BALL LOST					28/14	Cleeland	54	684	12.7	53	6			48N) (54G) (28G) (33G, 53N) (45G) (27G, 32G,									
TOUCHDOWNS					35	Dawkins	53	823	15.5	64t	1			2									
Rushing					6	Hastings	35	455	13.0	89t	3			3									
Passing					19	Craver	33	214	6.5	49	2			2									
Returns					10	Poolle	24	509	21.2	82t	2			2									
						L. Smith	24	249	10.4	35t	2			1998 NFC WEST STANDINGS									
Score by Periods					1	T. Davis	16	99	6.2	19	0			Saints Finish: 3rd place									
Saints					50	Bech	14	264	18.9	72t	3			W					L	T	Pct.		
Opponents					74	Gulford	10	124	12.4	24	0			Atlanta					14	2	0	875	
					126	Zellars	10	50	5.0	14	0			San Francisco					12	4	0	750	
					85	Farquhar	1	13	13.0	13	0			New Orleans					6	10	0	375	
					359	Slutzker	1	10	10.0	10	0			Carolina					4	12	0	250	
						Wilcox	1	10	10.0	10	0			St. Louis					4	12	0	250	
						T. Johnson	1	8	8.0	8	0												
						Perry	1	2	2.0	2	0												
						Saints	278	3514	12.6	89t	19												
						Opponents	328	4256	13.0	81t	24												
PASSING					Att	Cmp	Yds	Cmp%	Yds/Att	TD	TD%	Int	Int%	Long	Sk/Yds	Rating							
Tolliver					199	110	1427	55.3	7.17	8	4.0	4	2.0	82t	11/88	83.1							
Collins					191	94	1202	49.2	6.29	4	2.1	10	5.2	89t	21/140	54.5							
Wuerffel					119	62	695	52.1	5.84	5	4.2	5	4.2	64t	23/131	66.3							
Hobert					23	11	170	47.8	7.39	1	4.3	0	0.0	35t	2/17	87.2							
L. Smith					2	1	20	50.0	10.00	1	50.0	0	0.0	20t	0/0	125.0							
Craver					1	0	0	0.0	0.00	0	0.0	0	0.0	0	0/0	39.6							
Saints					535	278	3514	52.0	6.57	19	3.6	19	3.6	89t	57/376	69.8							
Opponents					539	328	4256	60.9	7.90	24	4.5	21	3.9	81t	47/288	84.3							

PASSING	Att	Cmp	Yds	Cmp%	Yds/Att	TD	TD%	Int	Int%	Long	Sk/Yds	Rating
Tolliver	199	110	1427	55.3	7.17	8	4	2.0	4	82t	11/88	83.1
Collins	191	94	1202	49.2	6.29	4	2.1	10	5.2	89t	21/140	54.5
Wuerffel	119	62	695	52.1	5.84	5	4.2	5	4.2	64t	23/131	66.3
Robert	23	11	170	47.8	7.39	1	4.3	0	0.0	35t	2/17	87.2
L. Smith	2	1	20	50.0	10.00	1	50.0	0	0.0	20t	0/0	125.0
Craver	1	0	0	0.0	0.00	0	0.0	0	0.0	0	0/0	39.6
Saints	535	278	3514	52.0	6.57	19	3.6	19	3.6	89t	57/376	69.8
Opponents	539	328	4256	60.9	7.90	24	4.5	21	3.9	81t	47/288	84.3

# SAINTS STATISTICS

1999

RECORD: 3-13

FINISH: 5TH-NFC WEST

Date	W/L	Score	Opponent	Attendance	SCORING	TD	Ru	Pa	Rt	PAT	FG	S	TP	INTERCEPTIONS	No	Yds	Avg	LG	TD			
9/12	W	19-10	Carolina	58,166	Brien	0	0	0	0	20/21	24/29	0	92	Ambrose	6	27	4.5	16	0			
9/19	L	21-28	at San Francisco	67,685	Poole	6	0	0	0			0	36	Clay	3	32	10.7	24	0			
10/3	L	10-14	at Chicago	66,944	Kennison	4	0	4	0			0	29	Kel. Mitchell	3	22	7.3	18	0			
10/10	L	17-20	Atlanta	57,289	Tolliver	3	3	0	0			0	18	Weary	2	49	24.5	27	0			
10/17	L	21-24	Tennessee	51,875	Delhomme	2	2	0	0			0	12	Fields	2	0	0.0	0	0			
10/24	L	3-31	at New York Giants	77,992	R. Williams	2	2	0	0			0	12	Kelly	1	6	6.0	6	0			
10/31	L	16-21	Cleveland	48,817	Bech	1	0	1	0			0	8	Molden	1	2	2.0	2	0			
11/7	L	16-31	Tampa Bay	47,129	Cleeland	1	0	1	0			0	8	Knight	1	0	0.0	0	0			
11/14	W	24-6	San Francisco	52,198	Dawsey	1	0	1	0			0	6	Saints	19	138	7.3	27	0			
11/21	L	23-41	at Jacksonville	69,772	Drakeford	1	0	0	1			0	6	Opponents	30	483	16.1	64	4			
11/28	L	12-43	at St. Louis	65,864	Hastings	1	0	1	0			0	6									
12/5	L	12-35	at Atlanta	62,568	Hobert	1	1	0	0			0	6	PUNTING	No	Yds	Avg	Net	TB	IG	LB	
12/12	L	14-30	St. Louis	46,838	Slutzker	1	0	1	0			0	6	Barnhardt	82	3262	39.8	35.1	5	14	52	0
12/19	L	8-31	at Baltimore	67,597	L. Smith	1	0	1	0			0	6	Brien	1	20	20.0	20.0	0	1	20	0
12/24	W	31-24	Dallas	47,835	Weary	1	0	0	1			0	6	Saints	83	3282	39.5	34.9	5	15	52	0
1/2	L	13-45	at Carolina	56,929	Wuerffel	1	1	0	0			0	6	Opponents	77	3183	41.3	36.2	7	24	60	0

TEAM STATISTICS	N.O.	OPP.	OPPONENTS	55	15	34	6	54/54	16/23	0	434	PUNT RET	Ret	FC	Yds	Avg	LG	TD
TOTAL FIRST DOWNS	288	297	2-Pt. Conv.: Bech, Cleeland, Kennison, Saints									Kennison	35	23	258	7.4	18	0
Rushing	97	105	3-6, Opp. 1-1									Saints	35	23	258	7.4	18	0
Passing	159	170										Opponents	43	25	283	6.6	74t	1

Penalty	32	22	SACKS: Glover 8.5, Whitehead 7.0, B. Smith 6.0,														
3rd Down: Made/Att.	74/220	79/204	Wilson 5.5, Martin 4.5, Fields 4.0, Kei. Mitchell				KICKOFF RET	No	Yds	Avg	LG	TD					
3rd Down: Pct.	33.6	38.7	3.5, Tomich 3.0, Robbins 2.0, Hewitt 1.0, Saints				Philyaw	53	1165	22.0	55	0					
4th Down: Made/Att.	8/22	8/11	45.0, Opp. 41.0				Davis	20	424	21.2	35	0					

POSSESSION AVG.	30:54	29:06	RUSHING	No	Yds	Avg	LG	TD	Bech	1	12	12.0	12	0
TOTAL NET YARDS	4983	5318	R. Williams	253	884	3.5	25	2	Craver	1	3	3.0	3	0
Avg. Per Game	311.4	332.4	L. Smith	60	205	3.4	24	0	Dawsey	1	20	20.0	20	0
Total Plays	1055	966	Perry	48	180	3.8	22	0	Gammon	1	9	9.0	9	0
Avg. Per Play	4.7	5.5	Tolliver	26	142	5.5	33	3	Saints	79	1639	20.7	55	0

NET YARDS RUSHING	1690	1774	Delhomme	11	72	6.5	27	2	Opponents	60	1473	24.6	95	1
Avg. Per Game	105.6	110.9	Hobert	12	47	3.9	10	1						
Total Rushes	461	432	Craver	17	40	2.4	8	0	FIELD GOALS	1-19	20-29	30-39	40-49	50+
NET YARDS PASSING	3293	3544	Davis	20	32	1.6	7	0	Brien	0/0	9/11	6/7	7/9	2/2
Avg. Per Game	205.8	221.5	Wuerffel	2	29	14.5	29	1	Saints	0/0	9/11	6/7	7/9	2/2
Sacked/Yards Lost	41/305	45/277	Kennison	3	20	6.7	15	0	Opponents	1/1	2/2	7/8	4/8	2/4

Gross Yards	3598	3821	Philyaw	4	16	4.0	18	0	Brien: (46G, 21G) ( ) (30G) (28N, 42G, 49N) (24G, 42G) (25G) (47N, 49G, 22G, 46G) (29G, 39G, 37G)	0/0	9/11	6/7	7/9	2/2
Att./Completions	553/288	489/291	Poole	1	14	14.0	14	0	(28G) (52G, 39N) (51G, 42G, 45G, 35G, 24N) (24N) (24G)	0/0	9/11	6/7	7/9	2/2
Completion Pct.	52.1	59.5	Barnhardt	1	4	4.0	4	0	(34G) (29G, 26G) ( ) (32G) ( )	0/0	9/11	6/7	7/9	2/2
Had Intercepted	30	19	Hastings	1	4	4.0	4	0	Opponents: (52G, 53N) ( ) (32N) (36G, 44G)	0/0	9/11	6/7	7/9	2/2

PUNTS/AVERAGE	83/39.5	77/41.3	Philyaw	4	16	4.0	18	0	(42N, 19G) (41G) (46N) (35G, 51N) (52G, 22G)	0/0	9/11	6/7	7/9	2/2
NET PUNTING AVG.	83/34.9	77/36.2	Franklin	1	0	0.0	0	0	(45G, 32G) ( ) ( ) (40G, 30G, 41N, 40N, 38G) (36G)	0/0	9/11	6/7	7/9	2/2
PENALTIES/YARDS	110/877	124/1006	Saints	461	1690	3.7	33	9	(33G) (27G)	0/0	9/11	6/7	7/9	2/2
FUMBLES/BALL LOST	26/9	22/15	Opponents	432	1774	4.1	40	15						

										Saints Finish: 5th place				
Score by Periods	1	2	3	4	OT	TOT	Ri. Williams			W	L	T	Pct.	
Saints	59	91	39	71	0	260	Cleveland			13	3	0	.813	
Opponents	79	124	104	127	0	434	L. Smith			8	8	0	.500	

Craver	19	154	8.1	29	0	Atlanta	5	11	0	.313
Dawsey	16	196	12.3	57	1	San Francisco	4	12	0	.250
Slutzker	11	164	14.9	42	1	New Orleans	3	13	0	.188
Davis	7	53	7.6	0	0					
Wilcox	6	61	10.2	19	0					
Bech	4	65	16.3	23t	1					
Perry	4	26	6.5	11	0					
Philyaw	2	23	11.5	14	0					
Franklin	2	13	6.5	8	0					
Saints	288	3598	12.5	90t	16					
Opponents	291	3821	13.1	62t	34					

PASSING	Att	Cmp	Yds	Cmp%	Yds/Att	TD	TD%	Int	Int%	Long	Sk/Yds	Rating
Tolliver	268	139	1916	51.9	7.15	7	2.6	16	6.0	57	19/152	58.9
Hobert	159	85	970	53.5	6.10	6	3.8	6	3.8	90	11/79	68.9
Delhomme	76	42	521	55.3	6.86	3	3.9	5	6.6	51	6/42	62.4
Wuerffel	48	22	191	45.8	3.98	0	0.0	3	6.3	22	5/32	30.8
L. Smith	1	0	0	0.0	0.00	0	0.0	0	0.0	0	0/0	39.6
R. Williams	1	0	0	0.0	0.00	0	0.0	0	0.0	0	0/0	39.6
Saints	553	288	3598	52.1	6.51	16	2.9	30	5.4	90	41/305	59.6
Opponents	489	291	3821	59.5	7.81	34	7.0	19	3.9	62	45/277	91.2





# SAINTS STATISTICS

2001

RECORD: 7-9

FINISH: 3RD-NFC WEST

Date	W/L	Score	Opponent	Attendance	SCORING	TD	R	P	RT	PAT	FG	S	TP	INTERCEPTIONS	No	Yds	Avg	LG	TD
9/9	W	24-6	at Buffalo	71,447	Carney 0 0 0 0 32/32 27/31 0 113	S. Knight	6	114	19.0	40	0								
9/30	L	13-21	at New York Giants	76,451	Horn 9 0 9 0 0 0 0 54	Bellamy	3	21	7.0	21	0								
10/7	W	28-15	Minnesota	70,020	R. Williams 7 6 1 0 0 0 0 42	Mathis	2	34	17.0	23	0								
10/14	W	27-25	at Carolina	72,049	W. Jackson 5 0 5 0 0 0 0 32	Howard	1	37	37.0	37	0								
10/21	L	13-20	Atlanta	70,020	Cleeland 4 0 4 0 0 0 0 24	Clemmons	1	3	3.0	3	0								
10/28	W	34-31	at St. Louis	66,189	B. Williams 3 0 3 0 0 0 0 18	Oldham	1	0	0.0	0	0								
11/4	L	9-16	New York Jets	70,020	Connell 2 0 2 0 0 0 0 12	Thomas	1	0	0.0	0	0								
11/11	L	27-28	at San Francisco	68,083	McAllister 2 1 1 0 0 0 0 12	Saints	15	209	13.9	40	0								
11/18	W	34-20	Indianapolis	70,020	T. Smith 2 0 2 0 0 0 0 12	Opponents	22	189	8.6	361	1								
11/25	L	17-34	at New England	60,232	Brooks 1 0 0 1 0 0 0 6														
12/2	W	27-23	Carolina	70,020	Oldham 1 0 0 1 0 0 0 6														
12/9	W	28-10	at Atlanta	68,826	Saints 36 8 27 1 32/32 27/31 1 333	Gowin	76	3180	41.8	35.8	7	24	62	0					
12/17	L	21-34	St. Louis	70,332	Opponents 47 15 30 2 42/42 27/31 0 409	Saints	76	3180	41.8	35.8	7	24	62	0					
12/23	L	10-40	at Tampa Bay	65,526	2-Pt. Conv.: W. Jackson, Saints 1-4, Opp. 2-5	Opp.	67	2917	43.5	38.3	3	19	70	0					
12/30	L	10-40	Washington	70,020															
1/6	L	0-38	San Francisco	70,020	SACKS: Clemons 13.5, Johnson 9.0, Glover 8.0, Howard 6.0, Hand 3.5, Oldham 2.5, Bellamy 2.0, K. Mitchell 2.0, Whitehead 2.0, D. Smith 1.5, Chase 1.0, S. Knight 1.0, Mathis 1.0, Saints 53.0, Opp. 50.0														
TEAM STATISTICS					N.O.	OPP.													
TOTAL FIRST DOWNS					294	284													
Rushing					87	88													
Passing					184	169													
Penalty					23	27													
3rd Down: Made/Att					89/227	80/201													
3rd Down Pct.					39.2	39.8													
4th Down: Made/Att					6/18	3/12													
4th Down Pct.					33.3	25.0													
POSSESSION AVG.					29:24	30:36													
TOTAL NET YARDS					5226	5070													
Avg. Per Game					326.6	316.9													
Total Plays					1031	948													
Avg. Per Play					5.1	5.3													
NET YARDS RUSHING					1712	1715													
Avg. Per Game					107.0	107.2													
Total Rushes					419	443													
NET YARDS PASSING					3514	3355													
Avg. Per Game					219.6	209.7													
Sacked/Yards Lost					50/330	53/323													
Gross Yards					3844	3678													
Att./Completions					562/313	452/278													
Completion Pct.					55.7	61.5													
Had Intercepted					22	15													
PUNTS/AVERAGE					76/41.8	67/43.5													
NET PUNTING AVG.					76/35.8	67/38.3													
PENALTIES/YARDS					119/1025	100/877													
FUMBLES/BALL LOST					35/13	28/15													
TOUCHDOWNS					36	47													
Rushing					8	15													
Passing					27	30													
Returns					1	2													
Score by Periods					1	2	3	4	OT	TOT									
Saints					53	77	108	95	0	333									
Opponents					120	120	47	122	0	409									

PUNT RET					Ret	FC	Yds	Avg	LG	TD
McGarity					19	9	183	9.6	42	0
Lewis					14	0	81	5.8	32	0
McAllister					4	4	24	6.0	10	0
Saints					37	13	288	7.8	42	0
Opponents					36	18	316	8.8	70	1
KICKOFF RET					No	Yds	Avg	LG	TD	
McAllister					45	1091	24.2	63	0	
Lewis					32	762	23.8	68	0	
McAfee					6	144	24.0	34	0	
Ackerman					2	11	5.5	11	0	
Whitehead					2	19	9.5	12	0	
Saints					87	2027	23.3	68	0	
Opponents					66	1472	22.3	86	0	
FIELD GOALS					1-19	20-29	30-39	40-49	50+	
Carney					0/0	7/7	11/11	8/12	1/1	
Saints					0/0	7/7	11/11	8/12	1/1	
Opponents					0/0	9/9	8/9	5/8	5/5	
Carney: (31G) (32G, 30G) (50G, 23G, 45G, 29G, 33G) (30G, 39G) (23G, 48B, 31G) (33G, 44G, 44G, 23G, 27G) ( ) (43G, 42G, 35G, 36G) (46G, 48G) (48N, 43B, 1G) (42G, 24G) ( ) ( ) ( ) (29G, 42N) ( )										
Opponents: (37G, 22G) ( ) ( ) (46G, 52G) (31G, 38G) (40N, 54G) (39G, 47G, 35N, 23G) ( ) (52G, 41G) (46N) (47G, 23G, 51G) (22G, 40N) (43G, 27G) (20G, 24G, 32G, 27G) (53G, 22G, 34G, 37G) (39G)										

2001 NFC WEST STANDINGS				
Saints Finis: 3rd place				
W L T Pct.				
St. Louis 14 2 0 0.750				
San Francisco 12 4 0 0.750				
New Orleans 7 9 0 0.438				
Atlanta 7 9 0 0.438				
Carolina 1 15 0 0.063				

OWNER

FOOTBALL

ADMINISTRATION

RECORDS

HISTORY

# SAINTS STATISTICS

2002

RECORD: 9-7

FINISH: 3RD-NFC SOUTH

Date	W/L	Score	Opponent	Attendance	SCORING	TD	Ru	Pa	Rt	PAT	FG	S	TP	INTERCEPTIONS	No	Yds	Avg	Long	TD
9/8	W	20-20	at Tampa Bay	65,554	Carney	0	0	0	0	37/37	31/35	0	130	Thomas	5	80	16.0	43	0
9/15	W	35-20	Green Bay	67,958	McAllister	16	13	3	0	0	96	5	96	S. Knight	5	36	7.2	17	0
9/22	W	29-23	at Chicago	63,216	Stallworth	8	0	8	0	0	48	3	48	Bellamy	3	39	13.0	16	0
9/29	L	21-26	at Detroit	60,023	Horn	7	0	7	0	0	44	2	44	D. Smith	2	21	10.5	17	0
10/6	W	32-29	Pittsburgh	67,734	Pathon	4	0	4	0	0	24	1	24	Ivin	2	10	5.0	10	0
10/13	W	43-27	at Washington	80,768	M. Lewis	3	0	0	3	0	18	1	18	D. Carter	1	25	25.0	25	0
10/20	W	35-27	San Francisco	67,903	Reed	3	0	3	0	0	18	1	18	Allen	1	0	0.0	0	1
10/27	L	35-37	Atlanta	67,883	Brooks	2	2	0	0	0	16	1	16	Hawthorne	1	0	0.0	0	0
11/10	W	34-24	at Carolina	72,566	B. Williams	2	0	2	0	0	14	1	14	Saints	20	211	10.6	43	1
11/17	L	17-24	at Carolina	70,382	Allen	1	0	0	1	0	6	1	6	Opponents	15	220	14.7	78	1
11/24	L	15-24	Cleveland	68,295	Craver	1	0	0	1	0	6	1	6						
12/1	W	23-20	Tampa Bay	68,226	Fenderson	1	0	0	1	0	6	1	6						
12/8	W	37-25	at Baltimore	69,334	Grant	1	0	0	1	0	6	1	6						
12/15	L	31-32	Minnesota	67,851	Saints	49	16	27	6	37/37	31/35	0	432	Gowin	61	2553	41.9	36.9	6
12/22	L	13-20	at Cincinnati	43,544	Opponents	45	18	25	2	39/40	23/28	1	388	Johnson	8	307	38.4	34.8	0
12/29	L	6-10	Carolina	66,946	2-PL Conv.: Brooks 2, Horn, B. Williams, Saints	4-11, Opp. 4-5								Saints	69	2860	41.4	36.7	6
														Opponents	73	3118	42.7	33.3	3

TEAM STATISTICS		N.O.	OPP.	4-11, Opp. 4-3							PUNT RET							Ret	FC	Yds	Avg	LG	TD					
TOTAL FIRST DOWNS				291	327	SACKS: Howard 8.0, Grant 7.0, Jackson 5.5, D. Smith 3.5, K. Smith 3.5, Whitehead 3.0, Hand 2.5, S. Knight 2.0, Bellamy 1.5, Thomas 1.0, Clemons 0.5.							M. Lewis							44	6	625	14.2	83	1			
Rushing				91	108	Saints 39.0, Opp. 37.0							Craver							1	0	0	0.0	0	0			
Passing				169	191								Saints							45	6	625	13.9	83	1			
Penalty				31	28								Opponents							38	14	209	5.5	29	0			
3rd Down: Made/Att.				92/224	87/223																							
3rd Down: Pct.				41.1	39.0	RUSHING							Kickoff Ret							No	Yds	Avg	LG	TD				
4th Down: Made/Att.				8/13	12/20	McAllister							M. Lewis							70	1807	25.8	97	2				
4th Down: Pct.				61.5	60.0	Brooks							Fenderson							2	43	21.5	22	0				
POSSESSION AVG.				28:44	31:16	Fenderson							Grant							2	10	5.0	10	0				
TOTAL NET YARDS				5205	5796	Keaton							McAfee							2	69	34.5	51	0				
Avg. Per Game				325.3	362.3	M. Lewis							Bellamy							1	5	5.0	5	0				
Total Plays				1001	1071	McAfee							Cox							1	14	14.0	14	0				
Avg. Per Play				5.2	5.4	T. Smith							Whitehead							1	8	8.0	8	0				
NET YARDS RUSHING				1764	1991	Horn							Saints							79	1956	24.8	97	2				
Avg. Per Game				110.3	124.4	Stallworth							Opponents							85	1817	21.4	70	0				
Total Rushes				426	439	Delhomme																						
NET YARDS PASSING				3441	3805	Saints							426	1764	4.1	62	FIELD GOALS							1-19	20-29	30-39	40-49	50+
Avg. Per Game				215.1	237.8	Opponents							439	1991	4.5	59	Carney							0/0	9/9	11/13	11/12	0/1
Sacked/Yards Lost				37/244	39/253								Saints							0/0	9/9	11/13	11/12	0/1				
Gross Yards				3685	4058	Receiving							Opponents							1/1	8/8	67	5/7	3/5				
Att./Completions				538/291	593/343	Horn							No							13	14	14.9	63	7				
Completion Pct.				54.1	57.8	McAllister							47							352	7.5	30	3					
Had Intercepted				15	20	Paton							43							523	12.2	64	4					
PUNTS/AVERAGE				69/41.4	73/42.7	Stallworth							42							594	14.1	57	8					
NET PUNTING AVG.				69/36.7	73/33.3	Reed							21							360	17.1	54	3					
PENALTIES/YARDS				119/911	110/953	B. Williams							13							143	11.0	32	2					
FUMBLES/BALL LOST				29/15	29/18	Sloan							12							127	10.6	29	0					
TOUCHDOWNS				49	45	T. Smith							9							30	3.3	10	0					
Rushing				16	18	M. Lewis							8							200	25.0	59	0					
Passing				27	25	Fenderson							6							38	6.3	13	0					
Returns				6	2	Hall							2							6	3.0	4	0					
						Saints							291	3685	12.7	64	27											
						Opponents							343	4058	11.8	77	25											
Score by Periods				1	2	3	4	OT	TOT	2002 NFC SOUTH STANDINGS																		
Saints				95	109	107	115	6	432	Saints Finish: 3rd place																		
Opponents				67	134	78	109	0	388	W L T Pct.																		

## 2002 NFC SOUTH STANDINGS

Saints Finish: 3rd place	W	L	T	Pct.
Tampa Bay	12	4	0	.750
Atlanta	9	6	1	.594
New Orleans	9	7	0	.562
Carolina	7	9	0	.438

PASSING	Att	Cmp	Yds	Cmp%	Yds/Att	TD	TD%	Int	Int%	Long	Sk/Yds	Rating
Brooks	528	283	3572	53.6	6.77	27	5.1	15	2.8	64	36/236	80.1
Delhomme	10	8	113	80.0	11.30	0	0.0	0	0.0	54	0/0	113.8
McAllister	0	0	0	—	—	0	—	0	—	—	1/8	—
Saints	538	291	3685	54.1	6.85	27	5.0	15	2.8	64	37/244	80.8
Opponents	593	343	4058	57.8	6.84	25	4.2	20	3.4	77	39/253	78.8

# SAINTS STATISTICS

2003

RECORD: 8-8

FINISH: 2ND-NFC SOUTH

Date	W/L	Score	Opponent	Attendance	SCORING	TD	Ru	Pa	Rt	PAT	FG	S	TP	INTERCEPTIONS	No	Yds	Avg	Long	TD
9/7	L	10-27	at Seattle	52,250	Carney	0	0	0	0	36/37	22/30	0	102	Thomas	4	47	11.8	20	0
9/14	W	31-10	Houston	68,390	Horn	10	0	10	0			0	60	Ambrose	3	78	26.0	73	1
9/21	L	12-27	at Tennessee	68,809	McAllister	6	8	0	0			0	48	Bellamy	3	19	6.3	10	0
9/28	L	21-55	Indianapolis	70,020	B. Williams	5	0	5	0			0	30	Rodgers	1	40	40.0	40	1
10/05	L	13-19	at Carolina	72,496	Pathon	4	0	4	0			0	24	D. Smith	1	9	9.0	9	0
10/12	W	20-13	Chicago	68,390	Stallworth	3	0	3	0			0	18	Ruff	1	7	7.0	7	0
10/19	W	45-17	at Atlanta	70,837	Brooks	2	0	2	0			0	12	Jones	0	24	—	24	0
10/26	Lot	20-23	Carolina	68,370	Conwell	2	0	2	0			0	12	V. Green	0	24	—	24	0
11/2	W	17-14	at Tampa Bay	65,524	Ambrose	1	0	1	0			0	6	Saints	14	226	16.1	73	2
11/6	Wot	20-20	Atlanta	68,432	K. Carter	1	0	1	0			0	6	Opponents	8	104	13.0	20	1
11/23	L	20-33	at Philadelphia	67,802	M. Lewis	1	0	1	0			0	6						
11/30	W	24-20	at Washington	76,821	Rodgers	1	0	1	0			0	6	PUNTING					
12/7	L	7-14	Tampa Bay	68,442	Thomas	1	0	0	1			1	2	Berger	71	3144	44.3	38.2	5
12/14	W	45-7	New York Giants	68,399	J. Allen	0	0	0	0			1	2	Saints	72	3144	43.7	38.2	5
12/21	L	19-20	at Jacksonville	49,207	Fenderson	0	0	0	0			1	2	Opponents	76	3183	41.9	36.4	3
12/28	W	13-7	Dallas	68,451	Saints	39	11	25	3	36/37	22/30	1	340						

## TEAM STATISTICS

### TOTAL FIRST DOWNS

302 298

Rushing 100 109

Passing 100 109

Penalty 25 24

3rd down: Made/Att 106/229 79/208

3rd Down Pct. 46.3 38.0

4th down: Made/Att 5/19 9/16

4th Down Pct. 26.3 56.3

### POSSESSION AVG.

30:18 29:42

Total Net Yards 5438 5234

Avg. Per Game 339.9 327.1

Total Plays 1019 997

Avg. Per Play 5.3 5.2

### NET YARDS RUSHING

2000 2241

Avg. Per Game 125.0 140.1

Total Rushes 448 480

### NET YARDS PASSING

3438 2993

Avg. Per Game 214.9 187.1

Sacked/Yards Lost 36/203 32/171

Gross Yards 3641 3164

Att./Completions 535/314 485/264

Completion Pct. 58.7 54.4

Had Intercepted 8 14

### PUNTS/AVERAGE

72/43.7 76/41.9

### NET PUNTING AVG.

72/38.2 76/36.4

### PENALTIES/YARDS

103/878 101/1012

### FUMBLES/BALL LOST

33/20 29/13

### TOUCHDOWNS

39 36

Rushing 11 12

Passing 25 20

Returns 3 4

### Score by Periods

1 2 3 4 OT TOT

Saints 52 112 78 95 3 340

Opponents 64 140 55 64 3 326

## OPP.

### 2-PL. Conversions: Fenderson, Saints 1-2,

Opp. 0-1

## SACKS: Ch. Grant 10.0, Whitehead 5.5, Howard

5.0, Jackson TM 3.5, Bellamy 1.0, D. Carter 1.0,

Hodge 1.0, D. Smith 1.0, K. Smith 1.0, Sullivan 1.0,

Thomas 1.0, Saints 32.0, Opponents 36.0

## RUSHING

No Yds Avg LG TD

McAllister 351 1641 4.7 76 8

Brooks 54 175 3.2 15 2

K. Carter 19 72 3.8 31 1

L. Smith 11 61 5.5 17 0

Horn 2 15 7.5 13 0

Fenderson 4 14 3.5 6 0

McAfee 1 13 13.0 13 0

Carney 1 3 3.0 3 0

Stallworth 1 3 3.0 3 0

M. Lewis 1 2 2.0 2 0

Bourman 3 1 0.3 2 0

Saints 448 2000 4.5 76 11

Opponents 480 2241 4.7 69 12

## RECEIVING

No Yds Avg Long TD

Horn 78 973 12.5 50 10

McAllister 69 516 7.5 39 0

Pathon 44 578 13.1 40 4

B. Williams 41 436 10.6 31 1

Conwell 26 290 11.2 32 2

Stallworth 25 485 19.4 76 3

M. Lewis 12 226 18.8 39 1

Rasby 6 55 9.2 17 0

T. Smith 6 28 4.7 8 0

Gardner 3 29 9.7 11 0

K. Carter 1 11 11.0 11 0

D. Lewis 1 7 7.0 7 0

Fenderson 1 5 5.0 5 0

L. Smith 1 2 2.0 2 0

Saints 314 3641 11.6 76 25

Opponents 264 3164 12.0 79 20

## PUNT RET

Ret FC Yds Avg LG TD

M. Lewis 30 10 275 9.2 27 0

Stallworth 5 1 44 8.6 18 0

Craver 2 1 22 11.0 19 0

V. Green 2 0 15 7.5 9 0

Thomas 1 0 4 4.0 4 0

Saints 40 12 360 9.0 27 0

Opponents 36 18 294 8.2 46 0

## KICKOFF RET

No Yds Avg LG TD

M. Lewis 45 1068 23.7 53 0

McAfee 9 140 15.6 23 0

Stallworth 8 171 21.4 28 0

Craver 5 128 25.6 52 0

Rasby 2 9 4.5 6 0

M. Williams 2 0 0.0 0 0

J. Allen 1 8 8.0 8 0

Saints 72 1524 21.2 53 0

Opponents 67 1587 23.7 100 2

## FIELD GOALS

1-19 20-29 30-39 40-49 50+

Carney 0/0 6/6 10/12 5/9 1/3

Saints 0/0 6/6 10/12 5/9 1/3

Opponents 0/0 8/9 8/10 9/11 0/1

Carney: (33G) (39G) (31G) (38G) (43G)

(38G) (37N) (26) (38N) (30G) (42G) (46G) (42G)

(39N) (47G) (28G) (26G) (36G) (45B) (51N) (25G) (48N)

(49N) (35G) (49N) (33G) (38G) (24G) (27G)

Opponents: (37G) (25G) (30G) (22G) (43G)

(41G) (42G) (49G) (23G) (28G) (31G) (28G)

(24G) (29G) (31G) (36N) (38G) (27G) (54N)

(36G) (41G) (42G) (33G) (45G) (49G) (44N) (35B) (43B)

(43G) (35G) (21B) ()

## 2003 NFC SOUTH STANDINGS

Saints Finish: 2nd place

W L T Pct.

Carolina 11 5 0 .688

New Orleans 8 8 0 .500

Tampa Bay 7 9 0 .438

Atlanta 5 11 0 .312

OWNER

FOOTBALL

ADMINISTRATION

RECORDS

HISTORY

# SAINTS STATISTICS

## 2004

### RECORD: 8-8

### FINISH: 2ND-NFC SOUTH

Date	W/L	Score	Opponent	Attendance	SCORING	TD	Ru	Pa	Rt	PAT	FG	S	TP	INTERCEPTIONS	No	Yds	Avg	Long	TD		
9/12	L	7-21	Seattle	64,900	Carney	0	0	0	0	38/38	22/27	0	104	McKenzie	5	19	3.8	14	0		
9/19	W	30-27	San Francisco	64,900	Horn	11	0	11	0	0	0	0	69	Ambrose	3	19	6.3	19	0		
9/26	Wot	28-25	at St. Louis	65,856	McAllister	9	9	0	0	0	0	0	54	Brown	2	0	0.0	0	0		
10/3	L	10-34	at Arizona	28,109	Stallworth	5	0	5	0	0	0	0	30	Jones	1	55	55.0	55	0		
10/10	L	17-20	Tampa Bay	64,900	Brooks	4	4	0	0	0	0	24	Ch. Grant	1	8	8.0	8	0			
10/17	L	31-38	Minnesota	64,900	Steecker	3	2	0	1	0	0	18	Ruff	1	0	0.0	0	0			
10/24	W	31-26	at Oakland	45,337	B. Williams	2	0	2	0	0	0	12	Saints	13	101	7.8	55	0			
11/7	L	17-43	at San Diego	59,662	Bookwoldt	1	0	0	1	0	0	6	Opponents	16	260	16.3	76	1			
11/14	W	27-20	Kansas City	64,900	Conwell	1	0	1	0	0	0	6									
11/21	L	13-34	Denver	64,900	Hall	1	0	1	0	0	0	6	PUNTING	No	Yds	Avg	Net	TB	I20	LG	B
11/28	L	21-24	at Atlanta	70,521	Lewis	1	0	1	0	0	0	6	Berger	85	3704	43.6	39.0	4	28	63	0
12/5	L	21-32	Carolina	58,878	Mitchell	1	0	0	1	0	0	6	Saints	85	3704	43.6	39.0	4	28	63	0
12/12	W	27-13	at Dallas	64,056	Pathon	1	0	1	0	0	0	6	Opponents	71	2896	40.8	34.5	3	17	60	1
12/19	W	21-17	at Tampa Bay	65,075	Bryant	0	0	0	0	0	1	2									
12/26	W	26-13	Atlanta	64,900	Saints	40	15	21	4	38/38	22/27	1	348	PUNT RET	Ret	FC	Yds	Avg	LG	TD	
1/2	W	21-18	at Carolina	73,302	Opponents	44	16	24	4	42/42	31/35	1	405	Lewis	34	11	382	11.2	53	0	

2-Pt. Conversions: Horn, Saints 1-2, Opp. 2-2

TEAM STATISTICS	N.O.	OPP.	SACKS:	Howard 11.0, Ch. Grant 10.5, W. Smith 7.5, Young 2.5, Bryant 2.0, Watson 2.0, Bookwoldt 1.0, Sullivan 0.5, Saints 37.0, Opponents 41.0	KICKOFF RET	No	Yds	Avg	LG	TD
TOTAL FIRST DOWNS	291	343								
Rushing	82	118								
Passing	177	193								
Penalty	2	32								
3rd Down: Made/Att.	70/210	80/210								
3rd Down: Pct.	33.3	38.1								
4th Down: Made/Att.	9/18	6/7								
4th Down: Pct.	50.0	85.7								
POSSESSION AVG.	28:18	31:42								
TOTAL NET YARDS	5193	6141								
Avg. Per Game	324.6	383.8								
Total Plays	989	1067								
Avg. Per Play	5.3	5.8								
NET YARDS RUSHING	1606	2253								
Avg. Per Game	100.4	140.8								
Total Rushes	406	485								
NET YARDS PASSING	3587	3888								
Avg. Per Game	224.2	243.0								
Sacked/Yards Lost	41/223	37/207								
Gross Yards	3810	4095								
Att./Completions	542/309	545/324								
Completion Pct.	57.0	59.4								
Had Intercepted	16	13								
PUNTS/AVERAGE	85/43.6	71/40.8								
NET PUNTING AVG.	85/39.0	71/34.5								
PENALTIES/YARDS	129/1141	119/965								
FUMBLES/BALL LOST	23/10	31/20								
TOUCHDOWNS	49	45								
Rushing	15	16								
Passing	21	24								
Returns	4	4								

Score by Periods	1	2	3	4	OT	TOT
Saints	29	132	83	101	3	348
Opponents	117	110	70	108	0	405

#### 2004 NFC SOUTH STANDINGS

Saints Finish: 2nd place	W	L	T	Pct.
Atlanta	11	5	0	.688
New Orleans	8	8	0	.500
Carolina	7	9	0	.438
Tampa Bay	5	11	0	.312

PASSING	Att	Cmp	Yds	Cmp%	Yds/Att	TD	TD%	Int	Int%	Long	Sack/Lost	Rating
Brooks	542	309	3810	57.0	7.03	21	3.9	16	3.0	57	41/223	79.5
Saints	542	309	3810	57.0	7.03	21	3.9	16	3.0	57	41/223	79.5
Opponents	545	324	4095	59.4	7.51	24	4.4	13	2.4	59	37/207	87.7

# SAINTS STATISTICS

2005

RECORD: 3-13

FINISH: 4TH-NFC SOUTH

Date	W/L	Score	Opponent	Attendance	SCORING	TD	Ru	Pa	Rt	PAT	FG	S	TP	INTERCEPTIONS	No	Yds	Avg	Long	TD
9/11	W	23-20	at Carolina	72,920	Carney	0	0	0	0	22/22	25/32	0	97	Craft	3	63	21.0	39	0
9/19	L	10-27	New York Giants	68,031	Stallworth	7	0	7	0	0	0	0	42	D. Smith	2	53	26.5	28	0
9/25	L	16-33	at Minnesota	63,952	Henderson	3	0	3	0	0	0	0	18	F. Thomas	2	4	2.0	4	0
10/2	W	19-7	Buffalo	58,688	McAllister	3	3	0	0	0	0	0	18	Bullocks	1	51	51.0	51	0
10/9	L	3-52	at Green Bay	70,580	A. Smith	3	3	0	0	0	0	0	18	McKenzie	1	11	11.0	11	0
10/16	L	31-34	Atlanta	65,562	Brooks	2	2	0	0	0	0	0	12	Slaughter	1	0	0.0	0	0
10/23	L	17-28	at St. Louis	64,586	Hakim	2	0	2	0	0	0	0	12	Saints	10	182	18.2	51	0
10/30	L	6-21	Miami	61,643	Conwell	1	0	1	0	0	0	0	6	Opponents	24	456	19.0	95t	3
11/6	L	17-20	Chicago	32,637	Hilton	1	0	1	0	0	0	0	6						
11/20	L	17-24	at New England	68,756	Horn	1	0	1	0	0	0	0	6						
11/27	W	21-19	at New York Jets	77,152	Saints	23	8	15	0	22/22	25/32	0	235	Berger	71	3066	43.2	38.7	3
12/4	L	3-10	Tampa Bay	34,411	Opponents	43	16	20	7	43/43	31/39	2	398	Saints	71	3066	43.2	38.7	3
12/12	L	17-36	at Atlanta	70,083	2-Pt. Conversions: Saints 0-1, Opp. 0-0									Opponents	76	3462	45.6	39.0	9
12/18	L	10-27	Carolina	32,551															
12/24	L	12-13	Detroit	63,747	SACKS: W. Smith 8.5, Bryant 4, Howard 3.5,									PUNT RET	Ret	FC	Yds	Avg	LG
1/1	L	13-27	at Tampa Bay	65,379	F. Thomas 3, Grant 2.5, Craft 1, D. Smith 1,									Hakim	34	4	260	7.6	42
					Watson 1, Whitehead 0.5, Saints 25,									Stallworth	7	1	52	7.4	27
					Opponents 41									Lewis	4	0	8	2.0	5
														F. Thomas	1	0	0	0.0	0
														Saints	46	5	320	7.0	42
														Opponents	33	26	260	7.9	23

TEAM STATISTICS										TOTAL FIRST DOWNS										TOTAL NET YARDS										NET YARDS PASSING										NET YARDS RUSHING										NET YARDS PASSING										NET YARDS RUSHING										NET YARDS PASSING										NET YARDS RUSHING										NET YARDS PASSING										NET YARDS RUSHING										NET YARDS PASSING										NET YARDS RUSHING										NET YARDS PASSING										NET YARDS RUSHING										NET YARDS PASSING										NET YARDS RUSHING										NET YARDS PASSING										NET YARDS RUSHING										NET YARDS PASSING										NET YARDS RUSHING										NET YARDS PASSING										NET YARDS RUSHING										NET YARDS PASSING										NET YARDS RUSHING										NET YARDS PASSING										NET YARDS RUSHING										NET YARDS PASSING										NET YARDS RUSHING										NET YARDS PASSING										NET YARDS RUSHING										NET YARDS PASSING										NET YARDS RUSHING										NET YARDS PASSING										NET YARDS RUSHING										NET YARDS PASSING										NET YARDS RUSHING										NET YARDS PASSING										NET YARDS RUSHING										NET YARDS PASSING										NET YARDS RUSHING										NET YARDS PASSING										NET YARDS RUSHING										NET YARDS PASSING										NET YARDS RUSHING										NET YARDS PASSING										NET YARDS RUSHING										NET YARDS PASSING										NET YARDS RUSHING										NET YARDS PASSING										NET YARDS RUSHING										NET YARDS PASSING										NET YARDS RUSHING										NET YARDS PASSING										NET YARDS RUSHING										NET YARDS PASSING										NET YARDS RUSHING										NET YARDS PASSING										NET YARDS RUSHING										NET YARDS PASSING										NET YARDS RUSHING										NET YARDS PASSING										NET YARDS RUSHING										NET YARDS PASSING										NET YARDS RUSHING										NET YARDS PASSING										NET YARDS RUSHING										NET YARDS PASSING										NET YARDS RUSHING										NET YARDS PASSING										NET YARDS RUSHING										NET YARDS PASSING										NET YARDS RUSHING										NET YARDS PASSING										NET YARDS RUSHING										NET YARDS PASSING										NET YARDS RUSHING										NET YARDS PASSING										NET YARDS RUSHING										NET YARDS PASSING										NET YARDS RUSHING										NET YARDS PASSING										NET YARDS RUSHING										NET YARDS PASSING										NET YARDS RUSHING										NET YARDS PASSING										NET YARDS RUSHING										NET YARDS PASSING										NET YARDS RUSHING										NET YARDS PASSING										NET YARDS RUSHING										NET YARDS PASSING										NET YARDS RUSHING										NET YARDS PASSING										NET YARDS RUSHING										NET YARDS PASSING										NET YARDS RUSHING										NET YARDS PASSING										NET YARDS RUSHING										NET YARDS PASSING										NET YARDS RUSHING										NET YARDS PASSING										NET YARDS RUSHING										NET YARDS PASSING										NET YARDS RUSHING										NET YARDS PASSING										NET YARDS RUSHING										NET YARDS PASSING										NET YARDS RUSHING										NET YARDS PASSING										NET YARDS RUSHING										NET YARDS PASSING										NET YARDS RUSHING										NET YARDS PASSING										NET YARDS RUSHING										NET YARDS PASSING										NET YARDS RUSHING										NET YARDS PASSING										NET YARDS RUSHING										NET YARDS PASSING										NET YARDS RUSHING										NET YARDS PASSING										NET YARDS RUSHING										NET YARDS PASSING										NET YARDS RUSHING										NET YARDS PASSING										NET YARDS RUSHING										NET YARDS PASSING										NET YARDS RUSHING										NET YARDS PASSING										NET YARDS RUSHING										NET YARDS PASSING										NET YARDS RUSHING										NET YARDS PASSING										NET YARDS RUSHING										NET YARDS PASSING										NET YARDS RUSHING										NET YARDS PASSING										NET YARDS RUSHING										NET YARDS PASSING										NET YARDS RUSHING										NET YARDS PASSING										NET YARDS RUSHING										NET YARDS PASSING										NET YARDS RUSHING										NET YARDS PASSING										NET YARDS RUSHING										NET YARDS PASSING										NET YARDS RUSHING										NET YARDS PASSING										NET YARDS RUSHING										NET YARDS PASSING										NET YARDS RUSHING										NET YARDS PASSING										NET YARDS RUSHING										NET YARDS PASSING										NET YARDS RUSHING										NET YARDS PASSING										NET YARDS RUSHING										NET YARDS PASSING										NET YARDS RUSHING										NET YARDS PASSING										NET YARDS RUSHING										NET YARDS PASSING										NET YARDS RUSHING										NET YARDS PASSING										NET YARDS RUSHING										NET YARDS PASSING										NET YARDS RUSHING										NET YARDS PASSING										NET YARDS RUSHING										NET YARDS PASSING										NET YARDS RUSHING										NET YARDS PASSING										NET YARDS RUSHING										NET YARDS PASSING										NET YARDS RUSHING										NET YARDS PASSING										NET YARDS RUSHING										NET YARDS PASSING										NET YARDS RUSHING										NET YARDS PASSING										NET YARDS RUSHING										NET YARDS PASSING										NET YARDS RUSHING										NET YARDS PASSING										NET YARDS RUSHING										NET YARDS PASSING										NET YARDS RUSHING										NET YARDS PASSING										NET YARDS RUSHING										NET YARDS PASSING										NET YARDS RUSHING										NET YARDS PASSING										NET YARDS RUSHING										NET YARDS PASSING										NET YARDS RUSHING										NET YARDS PASSING										NET YARDS RUSHING										NET YARDS PASSING										NET YARDS RUSHING										NET YARDS PASSING										NET YARDS RUSHING										NET YARDS PASSING										NET YARDS RUSHING										NET YARDS PASSING										NET YARDS RUSHING										NET YARDS PASSING										NET YARDS RUSHING										NET YARDS PASSING										NET YARDS RUSHING										NET YARDS PASSING										NET YARDS RUSHING										NET YARDS PASSING										NET YARDS RUSHING										NET YARDS PASSING										NET YARDS RUSHING										NET YARDS PASSING										NET YARDS RUSHING										NET YARDS PASSING										NET YARDS RUSHING										NET YARDS PASSING										NET YARDS RUSHING										NET YARDS PASSING										NET YARDS RUSHING										NET YARDS PASSING										NET YARDS RUSHING										NET YARDS PASSING										NET YARDS RUSHING										NET YARDS PASSING										NET YARDS RUSHING										NET YARDS PASSING										NET YARDS RUSHING										NET YARDS PASSING										NET YARDS RUSHING										NET YARDS PASSING										NET YARDS RUSHING										NET YARDS PASSING										NET YARDS RUSHING										NET YARDS PASSING										NET YARDS RUSHING										NET YARDS PASSING										NET YARDS RUSHING										NET YARDS PASSING										NET YARDS RUSHING										NET YARDS PASSING										NET YARDS RUSHING										NET YARDS PASSING										NET YARDS RUSHING										NET YARDS PASSING										NET YARDS RUSHING										NET YARDS PASSING										NET YARDS RUSHING										NET YARDS PASSING										NET YARDS RUSHING										NET YARDS PASSING										NET YARDS RUSHING										NET YARDS PASSING										NET YARDS RUSHING										NET YARDS PASSING										NET YARDS RUSHING										NET YARDS PASSING										NET YARDS RUSHING										NET YARDS PASSING										NET YARDS RUSHING										NET YARDS PASSING										NET YARDS RUSHING										NET YARDS PASSING										NET YARDS RUSHING										NET YARDS PASSING										NET YARDS RUSHING										NET YARDS PASSING										NET YARDS RUSHING										NET YARDS PASSING										NET YARDS RUSHING										NET YARDS PASSING										NET YARDS RUSHING										NET YARDS PASSING										NET YARDS RUSHING										NET YARDS PASSING										NET YARDS RUSHING										NET YARDS PASSING										NET YARDS RUSHING										NET YARDS PASSING										NET YARDS RUSHING										NET YARDS PASSING										NET YARDS RUSHING										NET YARDS PASSING										NET YARDS RUSHING										NET YARDS PASSING										NET YARDS RUSHING										NET YARDS PASSING										NET YARDS RUSHING										NET YARDS PASSING										NET YARDS RUSHING										NET YARDS PASSING										NET YARDS RUSHING										NET YARDS PASSING										NET YARDS RUSHING										NET YARDS PASSING										NET YARDS RUSHING										NET YARDS PASSING										NET YARDS RUSHING										NET YARDS PASSING										NET YARDS RUSHING										NET YARDS PASSING										NET YARDS RUSHING										NET YARDS PASSING										NET YARDS RUSHING										NET YARDS PASSING										NET YARDS RUSHING										NET YARDS PASSING										NET YARDS RUSHING										NET YARDS PASSING										NET YARDS RUSHING										NET Y									
-----------------	--	--	--	--	--	--	--	--	--	-------------------	--	--	--	--	--	--	--	--	--	-----------------	--	--	--	--	--	--	--	--	--	-------------------	--	--	--	--	--	--	--	--	--	-------------------	--	--	--	--	--	--	--	--	--	-------------------	--	--	--	--	--	--	--	--	--	-------------------	--	--	--	--	--	--	--	--	--	-------------------	--	--	--	--	--	--	--	--	--	-------------------	--	--	--	--	--	--	--	--	--	-------------------	--	--	--	--	--	--	--	--	--	-------------------	--	--	--	--	--	--	--	--	--	-------------------	--	--	--	--	--	--	--	--	--	-------------------	--	--	--	--	--	--	--	--	--	-------------------	--	--	--	--	--	--	--	--	--	-------------------	--	--	--	--	--	--	--	--	--	-------------------	--	--	--	--	--	--	--	--	--	-------------------	--	--	--	--	--	--	--	--	--	-------------------	--	--	--	--	--	--	--	--	--	-------------------	--	--	--	--	--	--	--	--	--	-------------------	--	--	--	--	--	--	--	--	--	-------------------	--	--	--	--	--	--	--	--	--	-------------------	--	--	--	--	--	--	--	--	--	-------------------	--	--	--	--	--	--	--	--	--	-------------------	--	--	--	--	--	--	--	--	--	-------------------	--	--	--	--	--	--	--	--	--	-------------------	--	--	--	--	--	--	--	--	--	-------------------	--	--	--	--	--	--	--	--	--	-------------------	--	--	--	--	--	--	--	--	--	-------------------	--	--	--	--	--	--	--	--	--	-------------------	--	--	--	--	--	--	--	--	--	-------------------	--	--	--	--	--	--	--	--	--	-------------------	--	--	--	--	--	--	--	--	--	-------------------	--	--	--	--	--	--	--	--	--	-------------------	--	--	--	--	--	--	--	--	--	-------------------	--	--	--	--	--	--	--	--	--	-------------------	--	--	--	--	--	--	--	--	--	-------------------	--	--	--	--	--	--	--	--	--	-------------------	--	--	--	--	--	--	--	--	--	-------------------	--	--	--	--	--	--	--	--	--	-------------------	--	--	--	--	--	--	--	--	--	-------------------	--	--	--	--	--	--	--	--	--	-------------------	--	--	--	--	--	--	--	--	--	-------------------	--	--	--	--	--	--	--	--	--	-------------------	--	--	--	--	--	--	--	--	--	-------------------	--	--	--	--	--	--	--	--	--	-------------------	--	--	--	--	--	--	--	--	--	-------------------	--	--	--	--	--	--	--	--	--	-------------------	--	--	--	--	--	--	--	--	--	-------------------	--	--	--	--	--	--	--	--	--	-------------------	--	--	--	--	--	--	--	--	--	-------------------	--	--	--	--	--	--	--	--	--	-------------------	--	--	--	--	--	--	--	--	--	-------------------	--	--	--	--	--	--	--	--	--	-------------------	--	--	--	--	--	--	--	--	--	-------------------	--	--	--	--	--	--	--	--	--	-------------------	--	--	--	--	--	--	--	--	--	-------------------	--	--	--	--	--	--	--	--	--	-------------------	--	--	--	--	--	--	--	--	--	-------------------	--	--	--	--	--	--	--	--	--	-------------------	--	--	--	--	--	--	--	--	--	-------------------	--	--	--	--	--	--	--	--	--	-------------------	--	--	--	--	--	--	--	--	--	-------------------	--	--	--	--	--	--	--	--	--	-------------------	--	--	--	--	--	--	--	--	--	-------------------	--	--	--	--	--	--	--	--	--	-------------------	--	--	--	--	--	--	--	--	--	-------------------	--	--	--	--	--	--	--	--	--	-------------------	--	--	--	--	--	--	--	--	--	-------------------	--	--	--	--	--	--	--	--	--	-------------------	--	--	--	--	--	--	--	--	--	-------------------	--	--	--	--	--	--	--	--	--	-------------------	--	--	--	--	--	--	--	--	--	-------------------	--	--	--	--	--	--	--	--	--	-------------------	--	--	--	--	--	--	--	--	--	-------------------	--	--	--	--	--	--	--	--	--	-------------------	--	--	--	--	--	--	--	--	--	-------------------	--	--	--	--	--	--	--	--	--	-------------------	--	--	--	--	--	--	--	--	--	-------------------	--	--	--	--	--	--	--	--	--	-------------------	--	--	--	--	--	--	--	--	--	-------------------	--	--	--	--	--	--	--	--	--	-------------------	--	--	--	--	--	--	--	--	--	-------------------	--	--	--	--	--	--	--	--	--	-------------------	--	--	--	--	--	--	--	--	--	-------------------	--	--	--	--	--	--	--	--	--	-------------------	--	--	--	--	--	--	--	--	--	-------------------	--	--	--	--	--	--	--	--	--	-------------------	--	--	--	--	--	--	--	--	--	-------------------	--	--	--	--	--	--	--	--	--	-------------------	--	--	--	--	--	--	--	--	--	-------------------	--	--	--	--	--	--	--	--	--	-------------------	--	--	--	--	--	--	--	--	--	-------------------	--	--	--	--	--	--	--	--	--	-------------------	--	--	--	--	--	--	--	--	--	-------------------	--	--	--	--	--	--	--	--	--	-------------------	--	--	--	--	--	--	--	--	--	-------------------	--	--	--	--	--	--	--	--	--	-------------------	--	--	--	--	--	--	--	--	--	-------------------	--	--	--	--	--	--	--	--	--	-------------------	--	--	--	--	--	--	--	--	--	-------------------	--	--	--	--	--	--	--	--	--	-------------------	--	--	--	--	--	--	--	--	--	-------------------	--	--	--	--	--	--	--	--	--	-------------------	--	--	--	--	--	--	--	--	--	-------------------	--	--	--	--	--	--	--	--	--	-------------------	--	--	--	--	--	--	--	--	--	-------------------	--	--	--	--	--	--	--	--	--	-------------------	--	--	--	--	--	--	--	--	--	-------------------	--	--	--	--	--	--	--	--	--	-------------------	--	--	--	--	--	--	--	--	--	-------------------	--	--	--	--	--	--	--	--	--	-------------------	--	--	--	--	--	--	--	--	--	-------------------	--	--	--	--	--	--	--	--	--	-------------------	--	--	--	--	--	--	--	--	--	-------------------	--	--	--	--	--	--	--	--	--	-------------------	--	--	--	--	--	--	--	--	--	-------------------	--	--	--	--	--	--	--	--	--	-------------------	--	--	--	--	--	--	--	--	--	-------------------	--	--	--	--	--	--	--	--	--	-------------------	--	--	--	--	--	--	--	--	--	-------------------	--	--	--	--	--	--	--	--	--	-------------------	--	--	--	--	--	--	--	--	--	-------------------	--	--	--	--	--	--	--	--	--	-------------------	--	--	--	--	--	--	--	--	--	-------------------	--	--	--	--	--	--	--	--	--	-------------------	--	--	--	--	--	--	--	--	--	-------------------	--	--	--	--	--	--	--	--	--	-------------------	--	--	--	--	--	--	--	--	--	-------------------	--	--	--	--	--	--	--	--	--	-------------------	--	--	--	--	--	--	--	--	--	-------------------	--	--	--	--	--	--	--	--	--	-------------------	--	--	--	--	--	--	--	--	--	-------------------	--	--	--	--	--	--	--	--	--	-------------------	--	--	--	--	--	--	--	--	--	-------------------	--	--	--	--	--	--	--	--	--	-------------------	--	--	--	--	--	--	--	--	--	-------------------	--	--	--	--	--	--	--	--	--	-------------------	--	--	--	--	--	--	--	--	--	-------------------	--	--	--	--	--	--	--	--	--	-------------------	--	--	--	--	--	--	--	--	--	-------------------	--	--	--	--	--	--	--	--	--	-------------------	--	--	--	--	--	--	--	--	--	-------------------	--	--	--	--	--	--	--	--	--	-------------------	--	--	--	--	--	--	--	--	--	-------------------	--	--	--	--	--	--	--	--	--	-------------------	--	--	--	--	--	--	--	--	--	-------------------	--	--	--	--	--	--	--	--	--	-------------------	--	--	--	--	--	--	--	--	--	-------------------	--	--	--	--	--	--	--	--	--	-------------------	--	--	--	--	--	--	--	--	--	-------------------	--	--	--	--	--	--	--	--	--	-------------------	--	--	--	--	--	--	--	--	--	-------------------	--	--	--	--	--	--	--	--	--	-------------------	--	--	--	--	--	--	--	--	--	-------------------	--	--	--	--	--	--	--	--	--	-------------------	--	--	--	--	--	--	--	--	--	-------------------	--	--	--	--	--	--	--	--	--	-------------------	--	--	--	--	--	--	--	--	--	-------------------	--	--	--	--	--	--	--	--	--	-------------------	--	--	--	--	--	--	--	--	--	-------------------	--	--	--	--	--	--	--	--	--	-------------------	--	--	--	--	--	--	--	--	--	-------------------	--	--	--	--	--	--	--	--	--	-------------------	--	--	--	--	--	--	--	--	--	-------------------	--	--	--	--	--	--	--	--	--	-------------------	--	--	--	--	--	--	--	--	--	-------------------	--	--	--	--	--	--	--	--	--	-------------------	--	--	--	--	--	--	--	--	--	-------------------	--	--	--	--	--	--	--	--	--	-------------------	--	--	--	--	--	--	--	--	--	-------------------	--	--	--	--	--	--	--	--	--	-------------------	--	--	--	--	--	--	--	--	--	-------------------	--	--	--	--	--	--	--	--	--	-------------------	--	--	--	--	--	--	--	--	--	-------------------	--	--	--	--	--	--	--	--	--	-------------------	--	--	--	--	--	--	--	--	--	-------------------	--	--	--	--	--	--	--	--	--	-------------------	--	--	--	--	--	--	--	--	--	-------------------	--	--	--	--	--	--	--	--	--	-------------------	--	--	--	--	--	--	--	--	--	-------------------	--	--	--	--	--	--	--	--	--	-------------------	--	--	--	--	--	--	--	--	--	-------------------	--	--	--	--	--	--	--	--	--	-------------------	--	--	--	--	--	--	--	--	--	-------------------	--	--	--	--	--	--	--	--	--	-------------------	--	--	--	--	--	--	--	--	--	-------------------	--	--	--	--	--	--	--	--	--	-------------------	--	--	--	--	--	--	--	--	--	-------------------	--	--	--	--	--	--	--	--	--	-------------------	--	--	--	--	--	--	--	--	--	-------------------	--	--	--	--	--	--	--	--	--	-------------------	--	--	--	--	--	--	--	--	--	-------------------	--	--	--	--	--	--	--	--	--	-------------------	--	--	--	--	--	--	--	--	--	-------------------	--	--	--	--	--	--	--	--	--	-------------------	--	--	--	--	--	--	--	--	--	-------------------	--	--	--	--	--	--	--	--	--	-------------------	--	--	--	--	--	--	--	--	--	-------------------	--	--	--	--	--	--	--	--	--	-------------------	--	--	--	--	--	--	--	--	--	-------------------	--	--	--	--	--	--	--	--	--	-------------------	--	--	--	--	--	--	--	--	--	-------------------	--	--	--	--	--	--	--	--	--	-------------------	--	--	--	--	--	--	--	--	--	-------------------	--	--	--	--	--	--	--	--	--	-------------------	--	--	--	--	--	--	--	--	--	-------------------	--	--	--	--	--	--	--	--	--	-------------------	--	--	--	--	--	--	--	--	--	-------------------	--	--	--	--	--	--	--	--	--	-------------------	--	--	--	--	--	--	--	--	--	-------------------	--	--	--	--	--	--	--	--	--	-------------------	--	--	--	--	--	--	--	--	--	-------------------	--	--	--	--	--	--	--	--	--	-------------------	--	--	--	--	--	--	--	--	--	-------------------	--	--	--	--	--	--	--	--	--	-------------------	--	--	--	--	--	--	--	--	--	-------------------	--	--	--	--	--	--	--	--	--	-------------------	--	--	--	--	--	--	--	--	--	-------------------	--	--	--	--	--	--	--	--	--	-------------------	--	--	--	--	--	--	--	--	--	-------------------	--	--	--	--	--	--	--	--	--	-------------------	--	--	--	--	--	--	--	--	--	-------------------	--	--	--	--	--	--	--	--	--	-------------------	--	--	--	--	--	--	--	--	--	-------------------	--	--	--	--	--	--	--	--	--	-------------------	--	--	--	--	--	--	--	--	--	-------------------	--	--	--	--	--	--	--	--	--	-------------------	--	--	--	--	--	--	--	--	--	-------------------	--	--	--	--	--	--	--	--	--	-------------------	--	--	--	--	--	--	--	--	--	-------------------	--	--	--	--	--	--	--	--	--	-------------------	--	--	--	--	--	--	--	--	--	-------------------	--	--	--	--	--	--	--	--	--	-------------------	--	--	--	--	--	--	--	--	--	-------------------	--	--	--	--	--	--	--	--	--	-------------------	--	--	--	--	--	--	--	--	--	-------------------	--	--	--	--	--	--	--	--	--	-------------------	--	--	--	--	--	--	--	--	--	-------------------	--	--	--	--	--	--	--	--	--	-------------------	--	--	--	--	--	--	--	--	--	-------------------	--	--	--	--	--	--	--	--	--	-------------------	--	--	--	--	--	--	--	--	--	-------------------	--	--	--	--	--	--	--	--	--	-------------------	--	--	--	--	--	--	--	--	--	-------------------	--	--	--	--	--	--	--	--	--	-------------------	--	--	--	--	--	--	--	--	--	-------------------	--	--	--	--	--	--	--	--	--	-------------------	--	--	--	--	--	--	--	--	--	-------------------	--	--	--	--	--	--	--	--	--	-------------------	--	--	--	--	--	--	--	--	--	-------------------	--	--	--	--	--	--	--	--	--	-------------------	--	--	--	--	--	--	--	--	--	-------------------	--	--	--	--	--	--	--	--	--	-------------------	--	--	--	--	--	--	--	--	--	-------------------	--	--	--	--	--	--	--	--	--	-------------------	--	--	--	--	--	--	--	--	--	-------------------	--	--	--	--	--	--	--	--	--	-------------------	--	--	--	--	--	--	--	--	--	-------------------	--	--	--	--	--	--	--	--	--	-------------------	--	--	--	--	--	--	--	--	--	-------------------	--	--	--	--	--	--	--	--	--	-------------------	--	--	--	--	--	--	--	--	--	-------------------	--	--	--	--	--	--	--	--	--	-------------------	--	--	--	--	--	--	--	--	--	-------------------	--	--	--	--	--	--	--	--	--	-------------------	--	--	--	--	--	--	--	--	--	-------------------	--	--	--	--	--	--	--	--	--	-------------------	--	--	--	--	--	--	--	--	--	-------------------	--	--	--	--	--	--	--	--	--	-------------------	--	--	--	--	--	--	--	--	--	-------------------	--	--	--	--	--	--	--	--	--	-------------------	--	--	--	--	--	--	--	--	--	-------------------	--	--	--	--	--	--	--	--	--	-------------------	--	--	--	--	--	--	--	--	--	-------------------	--	--	--	--	--	--	--	--	--	-------------------	--	--	--	--	--	--	--	--	--	-------------------	--	--	--	--	--	--	--	--	--	-------------------	--	--	--	--	--	--	--	--	--	-------------------	--	--	--	--	--	--	--	--	--	-------------------	--	--	--	--	--	--	--	--	--	-------------------	--	--	--	--	--	--	--	--	--	-------------------	--	--	--	--	--	--	--	--	--	-------------------	--	--	--	--	--	--	--	--	--	-------------------	--	--	--	--	--	--	--	--	--	-------------------	--	--	--	--	--	--	--	--	--	-------------------	--	--	--	--	--	--	--	--	--	-------------------	--	--	--	--	--	--	--	--	--	-------------------	--	--	--	--	--	--	--	--	--	-------------------	--	--	--	--	--	--	--	--	--	-------------------	--	--	--	--	--	--	--	--	--	-------------------	--	--	--	--	--	--	--	--	--	-------------------	--	--	--	--	--	--	--	--	--	-------------------	--	--	--	--	--	--	--	--	--	-------------------	--	--	--	--	--	--	--	--	--	-------------------	--	--	--	--	--	--	--	--	--	-------------------	--	--	--	--	--	--	--	--	--	-------------------	--	--	--	--	--	--	--	--	--	-------------------	--	--	--	--	--	--	--	--	--	-------------------	--	--	--	--	--	--	--	--	--	-------------------	--	--	--	--	--	--	--	--	--	-------------------	--	--	--	--	--	--	--	--	--	-------------------	--	--	--	--	--	--	--	--	--	-------------------	--	--	--	--	--	--	--	--	--	-------------------	--	--	--	--	--	--	--	--	--	-------------------	--	--	--	--	--	--	--	--	--	-------------------	--	--	--	--	--	--	--	--	--	-------------------	--	--	--	--	--	--	--	--	--	-------------------	--	--	--	--	--	--	--	--	--	-------------------	--	--	--	--	--	--	--	--	--	-------------------	--	--	--	--	--	--	--	--	--	-------------------	--	--	--	--	--	--	--	--	--	-------------------	--	--	--	--	--	--	--	--	--	-------------------	--	--	--	--	--	--	--	--	--	-------------------	--	--	--	--	--	--	--	--	--	-------------------	--	--	--	--	--	--	--	--	--	-------	--	--	--	--	--	--	--	--	--

Score by Periods				Q1	Q2	Q3	Q4	OT	TOT
Saints				47	97	22	69	0	235
Opponents				103	126	59	110	0	398

PASSING	Att	Cmp	Yds	Cmp%	Yds/Att	TD	TD%	Int	Int%	Long	Sk/Yds	Rating
Brooks	431	240	2882	55.7	6.69	13	3.0	17	3.9	66	33/202	70.0
Bourman	122	68	722	55.7	5.92	2	1.6	7	5.7	43	8/59	54.7
Saints	553	308	3604	55.7	6.52	15	2.7	24	4.3	66	41/261	66.6
Opponents	418	241	3014	57.7	7.21	20	4.8	10	2.4	68	25/165	86.2

OWNER

FOOTBALL

ADMINISTRATION

RECORDS

HISTORY



## SAINTS STATISTICS

2006

RECORD: 10-6

FINISH: 1ST-NFC SOUTH

Date	W/L	Score	Opponent	Attendance	Bush	9	6	2	1	0	54	Stoutmire	2	10	5.0	10	0				
9/10	W	19-14	at Cleveland	72,915	Colston	8	0	8	0	0	48	F. Thomas	1	9	9.0	9	0				
9/17	W	34-27	at Green Bay	70,602	Henderson	6	1	5	0	0	36	Craft	1	0	0.0	0	0				
9/25	W	23-3	Atlanta	70,003	Horn	4	0	4	0	0	26	Simoneau	1	0	0.0	0	0				
10/1	L	18-21	at Carolina	73,392	Copper	3	0	3	0	0	18	Saints	11	106	9.6	54	0				
10/8	W	24-21	Tampa Bay	68,183	Karney	3	1	2	0	0	18	Opponents	13	180	13.8	521	4				
10/15	W	27-24	Philadelphia	68,269	Branch	1	0	1	0	0	6										
10/29	L	22-35	Baltimore	69,152	Conwell	1	0	1	0	0	6	PUNTING	No	Yds	Avg	Net	TB	Ln	Lg	B	
11/5	W	31-14	at Tampa Bay	65,561	Deloatch	1	0	0	1	0	6	Weatherford	77	3369	43.8	37.5	10	19	59	0	
11/12	L	31-38	at Pittsburgh	61,911	Jones	1	0	1	0	0	6	Saints	77	3369	43.8	37.5	10	19	59	0	
11/19	L	16-31	Cincinnati	68,001	McAfee	1	1	0	0	0	6	Opponents	96	4181	43.6	38.0	8	30	65	1	
11/26	W	31-13	at Atlanta	70,933	Miller	0	0	0	0	0	2										
12/3	W	34-10	San Francisco	68,241	Cundiff	0	0	0	0	0/0	0/1	0	PUNT RETURNS	Ret	FC	Yds	Avg	Long	TD		
12/10	W	42-17	at Dallas	63,722	Saints	49	19	27	3	46/47	23/26	0	413	Bush	28	2	216	7.7	65t	1	0
12/17	L	10-16	Washington	69,052	Opponents	40	10	26	4	40/40	14/18	0	322	Lewis	16	10	111	6.9	26	0	0
12/24	W	30-7	at New York Giants	78,539	2-Pl. Conversions:	Horn, Miller, Saints 2-2,															
12/31	L	21-31	Carolina	69,569	Opp. 0-0	Bellarmy															

TEAM STATISTICS				N.O.	OPP	SACKS: Smith 10.5, Grant 6, Young 5.5, Shanle 4, Fujita 3.5, H. Thomas 3.5, Cooper 1, Harper 1, Lake 1, Simoneau 1, Whitehead 1, Saints 38; Opp. 23														
Total First Downs				330	262															
Rushing				99	96															
Passing				207	148															
Penalty				24	18															
3rd Down: Made/Att				105/234	69/199															
3rd Down Pct.				44.9	34.7															
4th Down: Made/Att				12/20	6/13															
4th Down Pct.				60.0	46.2															
POSSESSION AVG.				31:53	28:07															
TOTAL NET YARDS				6264	4917															
Avg. Per Game				391.5	307.3															
Total Plays				1075	930															
Avg. Per Play				5.8	5.3															
NET YARDS RUSHING				1761	2063															
Avg. Per Game				110.1	128.9															
Total Rushes				472	418															
NET YARDS PASSING				4503	2854															
Avg. Per Game				281.4	178.4															
Sacked/Yards Lost				23/123	38/268															
Gross Yards				4626	3122															
Att./Completions				580/372	474/267															
Completion Pct.				64.1	56.3															
Had Intercepted				13	11															
PUNTS/AVERAGE				77/43.8	96/43.6															
NET PUNTING AVG.				77/37.5	96/38.0															
PENALTIES/YARDS				79/597	89/674															
FUMBLES/BALL LOST				23/10	22/8															
TOUCHDOWNS				49	40															
Rushing				19	10															
Passing				27	26															
Returns				3	4															
SCORE BY PERIODS				Q1	Q2	Q3	Q4	OT	PTS	McIntyre TM										
Saints				82	136	82	113	0	413	L. Moore										
Opponents				95	57	80	90	0	322	Saints										
										Opponents										
										INTERCEPTIONS										
SCORING				TD	Ru	Pa	Rt	PAT	FG	S	TP	McKenzie								
					0	0	0	0	46/47	23/25	0	Fujita								
					11	10	0	1		0	66	Bullocks								

PASSING	Att	Cmp	Yds	Cmp%	Yds/Att	TD	TD%	Int	Int%	Long	Sack/Lost	Rating
Brees	554	356	4418	64.3	7.97	26	4.7	11	2.0	86t	18/105	96.2
Martin	24	16	208	66.7	8.67	1	4.2	1	4.2	65	5/18	90.3
Bush	1	0	0	0.0	0.00	0	0.0	0	100.0	0	0/0	0.0
Horn	1	0	0	0.0	0.00	0	0.0	0	0.0	0	0/0	39.6
Saints	580	372	4626	64.1	7.98	27	4.7	13	2.2	86t	23/123	94.9
Opponents	474	267	3122	56.3	6.59	26	5.5	11	2.3	60t	38/268	85.1

# SAINTS STATISTICS

2007

RECORD: 7-9

FINISH: 3RD-NFC SOUTH

Date	W/L	Score	Opponent	Attendance	SCORING	TD	Ru	Pa	Rt	PAT	FG	S	TP	INTERCEPTIONS	No	Yds	Avg	Long	TD			
9/6	L	10-41	at Indianapolis	57,361	: Colston	11	0	11	0		0	66	0	66	McKenzie	3	161	53.7	75	2		
9/16	L	14-31	at Tampa Bay	65,178	: Mare	0	0	0	0	34/34	10/17	0	64	Harper	3	58	19.3	31	1			
9/24	L	14-31	Tennessee	70,002	: Bush	6	4	2	0			0	42	David	3	21	7.0	19	0			
10/7	L	13-16	Carolina	70,001	: Stecker	5	5	0	0			0	30	Craft	2	21	10.5	21	0			
10/14	W	28-17	at Seattle	68,236	: Gramatica	0	0	0	0	8/8	5/5	0	23	Bullocks	2	6	3.0	6	0			
10/21	W	22-16	Atlanta	69,994	: P. Thomas	3	1	1	1			0	20	Saints	13	267	20.5	75	3			
10/28	W	31-10	at San Francisco	68,244	: Henderson	3	0	3	0			0	18	Opponents	18	336	18.7	83	2			
11/4	W	41-24	Jacksonville	70,009	: Moore	3	1	2	0			0	18									
11/11	L	29-37	St. Louis	70,003	: Patten	3	0	3	0			0	18	PUNTING	No	Yds	Avg	Net	TB	In	Lg	B
11/18	L	10-23	at Houston	70,780	: Copper	2	0	2	0			0	12	Weatherford	63	2757	43.8	37.2	4	20	61	0
11/25	W	31-6	at Carolina	72,032	: Johnson	2	0	2	0			0	12	Saints	63	2757	43.8	37.2	4	20	61	0
12/2	L	23-27	Tampa Bay	70,009	: Karney	2	2	0	0			0	12	Opponents	67	2924	43.6	39.8	3	28	60	0
12/10	W	34-14	at Atlanta	69,553	: McKenzie	2	0	2	0			0	12									
12/16	W	31-24	Arizona	70,007	: Miller	2	0	2	0			0	12	PUNT RETURNS	Ret	FC	Yds	Avg	Long	TD		
12/23	L	23-38	Philadelphia	70,011	: Brees	1	0	1	0			0	6	Moore	20	15	185	9.3	48	0		
12/30	L	25-33	at Chicago	62,064	: David	1	0	1	0			0	6	Barclay LG	3	1	34	11.3	19	0		
					: Harper	1	0	1	0			0	6	Bush	3	0	12	4.0	10	0		
TEAM STATISTICS		N.O.	OPP		W. Smith	0	0	0	0			1	2	Craft	1	0	0	0.0	0	0		
Total First Downs	346	288			Martin	0	0	0	0	0/0	0/0	0	0	David	0	1	0	---	0	0		
Rushing	94	80	Saints	47	14	28	5	42/42	15/22	1	379	Saints	24	16	197	8.2	48	0	0			
Passing	232	196	Opponents	44	7	32	5	44/44	26/30	1	388	Opponents	25	11	335	9.6	64	1	0			
Penalty	20	12																				
3rd Down: Made/Att	99/214	86/206	2-Pt. Conversions:	Bush 3, P. Thomas,										KICKOFF RET.	No	Yds	Avg	Long	TD			
3rd Down Pct.	46.3	41.7	Saints 4-5, Opp. 0-0												P. Thomas	36	865	24.0	64	0		
4th Down: Made/Att	11/25	7/19													Barclay LG	19	402	21.2	37	0		
4th Down Pct.	44.0	36.8	SACKS:	Smith 7, Harper 4, Wynn 3.5, Fujita 3,											Barclay TM	5	98	19.6	28	0		
POSSESSION AVG.	31:09	28:51	H. Thomas 3, B. Young 3, Grant 2.5, Simoneau 2,												Moore	17	318	18.7	32	0		
TOTAL NET YARDS	5780	5570	Bullocks 1, Lake 1, Simmons 1, Clancy 0.5, Cooper												Stecker	6	137	22.8	41	0		
Avg. Per Game	361.3	348.1	0.5, Saints 32; Opp. 16												Copper	2	49	24.5	25	0		
Total Plays	1060	964													Patten	2	20	10.0	10	0		
Avg. Per Play	5.5	5.8	RUSHING	No	Yds	Avg	LG	TD							Copper	1	8	8.0	8	0		
NET YARDS RUSHING	1466	1646	Bush	157	581	3.7	22	4							Lake	1	10	10.0	10	0		
Avg. Per Game	91.6	102.9	Stecker	115	448	3.9	26	5							Miller	1	8	8.0	8	0		
Total Rushes	392	408	P. Thomas	52	252	4.8	24	1							Saints	71	1513	21.3	60	1		
NET YARDS PASSING	4314	3924	McAllister	24	92	3.8	15	0							Opponents	56	1256	22.4	104	1		
Avg. Per Game	269.6	245.3	Brees	23	52	2.3	9	1														
Sacked/Yards Lost	16/109	32/198	Henderson	2	20	10.0	15	0							FIELD GOALS	1-19	20-29	30-39	40-49	50+		
Gross Yards	4423	4122	Karney	11	17	1.5	10								2	Mare	0/0	4/5	3/4	2/3	1/5	
Att./Completions	652/440	524/327	Moore	2	7	3.5	7	1							1	Gramatica LG	0/0	0/0	2/2	2/2	1/1	
Completion Pct.	67.5	62.4	Weatherford	1	5	5.0	5								0	Gramatica TM	0/0	0/0	2/2	2/2	1/1	
Had Intercepted	18	13	Barclay LG	1	3	3.0	3	0							0	Saints	0/0	4/5	5/6	4/5	2/6	
PUNTS/AVERAGE	63/43.8	67/43.6	Martin	3	-2	-1.0	-1	0							0	Opponents	0/0	10/11	10/10	3/4	3/5	
NET PUNTING AVG.	63/37.2	67/39.8	Patten	2	-5	-2.5	-1	0														
PENALTIES/YARDS	68/581	89/685	Saints	392	1466	3.7	26	14							1	Mare	(52N,34G) (38N) (1) (25G,28B,20B,54N) (1) (26G) (46G,43N,52N,34G) (1) (52G) (46G,57N) (1) (23G,36G) (1) (1) (1)					
FUMBLES/BALL LOST	25/12	27/10	Opponents	408	1646	4.0	43	7														
TOUCHDOWNS	47	44																				
Rushing	14	7	RECEIVING	No	Yds	Avg	Long	TD														
Passing	28	32	Colston	98	1202	12.3	45	11														
Returns	5	5	Bush	73	417	5.7	25	2														
			Patten	54	792	14.7	58	3														
SCORE BY PERIODS	Q1	Q2	Q3	Q4	OT	PTS																
Saints	89	130	94	66	0	379																
Opponents	105	104	69	110	0	388																

# SAINTS STATISTICS

2008

RECORD: 8-8

FINISH: 4TH-NFC SOUTH

OWNER

FOOTBALL

ADMINISTRATION

RECORDS

HISTORY

Date	W/L	Score	Opponent	Attendance	SCORING	TD	Ru	Pa	Ft	PAT	FG	S	TP	PUNTING	No	Yds	Avg	Net	TB	IN	Lg	B																	
9/7	W	24-20	Tampa Bay	68,881	P.Thomas	12	9	3	0				0	72	Weatherford	26	1094	42.1	34.2	3	5	61	0																
9/14	L	24-29	at Washington	88,246	Hartley	0	0	0	0	28/28	13/13	0	0	67	Pakulak	24	1144	47.7	37.8	2	3	70	0																
9/21	L	32-34	at Denver	75,713	Moore	10	0	0	0				0	60	Graham	3	126	42.0	35.3	0	1	44	0																
9/28	W	31-17	San Francisco	70,008	Bush	9	2	4	3				0	54	Saints	53	2364	44.6	35.9	5	9	70	0																
10/6	L	27-30	Minnesota	70,015	McAllister	6	5	1	0				0	36	Opponents	66	2711	41.1	35.2	4	23	65	0																
10/12	W	34-3	Oakland	70,068	Gramatica	0	0	0	0	16/16	6/10	0	0	34																									
10/19	L	7-30	at Carolina	73,687	Colston	5	0	5	0				0	30	PUNT RET																								
10/26	W	37-32	San Diego	83,226	Meachem	4	1	3	0				0	24	Bush	20	3	270	13.5	7.1	3	70	0																
11/9	L	20-34	at Atlanta	64,626	Henderson	3	0	3	0				0	18	Moore	6	13	40	6.7	11	0																		
11/16	W	30-20	at Kansas City	74,159	Mehlhauff	0	0	0	0	9/10	3/4	0	0	18	Green	0	1	0	---	---	---	---	---																
11/24	W	51-29	Green Bay	70,668	Campbell	2	0	2	0				0	12	Saints	26	17	310	11.9	71t	3																		
11/30	L	20-23	at Tampa Bay	64,430	Karney	2	2	0	0				0	12	Opponents	34	7	363	10.7	42	0																		
12/7	W	29-25	Atlanta	70,011	Bell	1	1	0	0				0	6																									
12/11	Lot	24-27	at Chicago	61,692	Miller	1	0	1	0				0	6	KICKOFF RET	No	Yds	Avg	Long	TD																			
12/21	W	42-7	at Detroit	49,309	Patten	1	0	1	0				0	6	P.Thomas	31	793	25.6	88	0																			
12/28	L	31-33	Carolina	69,999	Stecker	1	0	1	0				0	6	Roby LG	24	573	23.9	62	0																			
					Grant	0	0	0	0				1	2	Roby TM	19	472	24.8	62	0																			
TEAM STATISTICS					N.O.	OPP	Saints	57	20	34	3	53/54	22/27	1	463	Green	4	133	33.3	60	0																		
Total First Downs					354	299	Opponents	41	14	21	0	37/37	34/39	1	393	Copper TM	2	35	17.5	18	0																		
Rushing					103	100	2-Pt. Conversions: Saints: 0-3, Opp: 3-4																																
Passing					232	180																																	
Penalty					19	19	SACKS:	McCray 6, Ellis 4, Charleston 3, Grant 3, Smith 3, Clancy 2, Shanle 2, Gay 1, Porter 1, Reis 1, Vilma 1, B.Young 1, Saints 28, Opp: 13																															
3rd Down: Made/Att					97/200	82/206																																	
3rd Down Pct.					48.5	39.8																																	
4th Down: Made/Att					10/18	8/14																																	
4th Down Pct.					55.6	57.1	RUSHING	No	Yds	Avg	Lg	TD																											
POSSESSION AVG.					30:23	29:37	P.Thomas	129	625	4.8	42t	9																											
TOTAL NET YARDS					6571	5432	McAllister	107	418	3.9	19	5																											
Avg. Per Game					410.7	339.5	Bush	106	404	3.8	43	2																											
Total Plays					1047	999	Stecker	8	43	5.4	12	0																											
Avg. Per Play					6.3	5.4	Bell	13	42	3.2	15	0																											
NET YARDS RUSHING					1594	1885	Henderson	4	33	8.3	30	0																											
Avg. Per Game					99.6	117.8	Meachem	1	20	20.0	20t	1																											
Total Rushes					398	445	Karney	8	10	1.3	3	2																											
NET YARDS PASSING					4977	3547	Brees	22	-1	0.0	9	0																											
Avg. Per Game					311.1	221.7	Saints	398	1594	4.0	43	20																											
Sacked/Yards Lost					13/92	28/161	Opponents	445	1885	4.2	46	14																											
Gross Yards					5069	3708																																	
Att./Completions					636/413	26/299	RECEIVING	No	Yds	Avg	Long	TD																											
Completion Pct.					64.9	56.8	Moore	79	928	11.7	70t	10																											
Had Intercepted					18	15	Bush	52	440	8.5	42t	4																											
PUNTS/AVERAGE					53/44.6	66/41.1	Shockey	50	483	9.7	26	0																											
NET PUNTING AVG.					35.9	35.2	Colston	47	760	16.2	70t	5																											
PENALTIES/YARDS					86/797	84/637	Miller	45	579	12.9	41	1																											
FUMBLES/BALL LOST					18/8	16/7	Henderson	32	793	24.8	84t	3																											
TOUCHDOWNS					57	41	P. Thomas	31	284	9.2	24	3																											
Rushing					20	14	McAllister	18	128	7.1	20	1																											
Passing					34	21	Meachem	12	289	24.1	74	3																											
Returns					3	6	Campbell	12	121	10.1	29	2																											
Patten					11	162	14.7	39t	1																														
Stecker					9	52	5.8	12	1																														
Karney					9	18	2.0	7	0																														
Sobomehin					2	8	4.0	10	0																														
Ryan TM					2	7	3.5	5	0																														
Bell					1	14	14.0	14	0																														
Ortega					1	3	3.0	3	0																														
Saints					413	5069	12.3	84t	34																														
Opponents					299	3708	12.4	67t	21																														
INTERCEPTIONS					No	Yds	Avg	Long	TD																														
David					5	83	16.6	42	0																														
Fujita					2	19	9.5	17	0																														
Kaesviharn					2	13	6.5	13	0																														
U. Young					2	3	1.5	3	0																														
Porter					1	25	25.0	25	0																														
Bullocks					1	23	23.0	23	0																														
McKenzie					1	14	14.0	14	0																														
Vilma					1	8	8.0	8	0																														
Saints					15	188	12.5	42	0																														
Opponents					18	270	15.0	95t	2																														
																				2008 NFC SOUTH STANDINGS																			
																				Saints Finish: 4th Place																			
																				W				L				T				Pct.							
																				Carolina				12				4				0				.750			
																				Atlanta				11				5				0				.688			
																				Tampa Bay				9				7				0				.563			
																				New Orleans				8				8				0				.500			

PASSING	Att	Cmp	Yds	Cmp%	Yds/Att	TD	TD%	Int	Int%	Long	Sack/Lost	Rating
Brees	635	413	5069	65.0	7.98	34	5.4	17	2.7	84t	13/92	96.2
Moore	1	0	0	0.0	0.0	0	0.0	1	100.0	---	0/0	0.0
Saints	636	413	5069	64.9	7.97	34	5.3	18	2.8	84t	13/92	95.4
Opponents	526	299	3708	56.8	7.05	21	4.0	15	2.9	67t	28/161	80.3

## 2008 NFC SOUTH STANDINGS

Saints Finish: 4th Place	W	L	T	Pct.
Carolina	12	4	0	.750
Atlanta	11	5	0	.688
Tampa Bay	9	7	0	.563
New Orleans	8	8	0	.500

# SAINTS STATISTICS

2009

RECORD: 13-3

FINISH: 1ST-NFC SOUTH

Date	W/L	Score	Opponent	Attendance	SCORING	TD	Ru	Pa	Rt	PAT	FG	S	TP	INTERCEPTIONS	NO	YDS	AVG	LONG	TD		
9/13	W	45-27	Detroit	69,719	Carney	0	0	0	0	50/52	13/17	0	89	Sharper	9	376	41.8	99	3		
9/20	W	48-22	at Philadelphia	69,144	Meachem	10	0	9	1		0	60	Porter	4	72	18.0	54	1			
9/27	W	27-7	at Buffalo	70,261	Colston	9	0	9	0		0	54	Vilma	3	25	8.3	11	0			
10/4	W	24-10	New York Jets	70,009	Bush	8	5	3	0		0	48	Greer	2	59	29.5	48	1			
10/18	W	48-27	New York Giants	70,011	P. Thomas	8	6	2	0		0	48	Shanle	2	16	8.0	13	0			
10/25	W	46-34	at Miami	66,689	Hartley	0	0	0	0	10/11	9/11	0	37	Reis	1	33	33.0	33	0		
11/2	W	35-27	Atlanta	70,088	Bell	5	5	0	0		0	30	Gay	1	25	25.0	25	0			
11/8	W	30-20	Carolina	70,011	H. Evans	3	1	2	0		0	18	Young	1	24	24.0	24	0			
11/15	W	28-23	at St. Louis	59,588	Sharper	3	0	3	0		0	18	Jenkins	1	14	14.0	14	0			
11/22	W	38-7	at Tampa Bay	62,720	Shockey	3	0	3	0		0	18	McKenzie	1	8	8.0	8	0			
11/30	W	38-17	New England	70,768	Brees	2	2	0	0		0	12	Smith	1	0	0.0	0	0			
12/6	Wot	33-30	at Washington	84,520	Hamilton	2	2	0	0		0	12	Saints	26	652	25.1	99	5			
12/13	W	26-23	at Atlanta	68,930	Henderson	2	0	2	0		0	12	Opponents	12	133	11.1	41	0			
12/19	L	17-24	Dallas	70,213	Moore	2	0	2	0		0	12									
12/27	Lot	17-20	Tampa Bay	70,021	Ayodele	1	0	0	1		0	6	PUNTING	No	Yds	Avg	Net	TB	In	Lg	B
1/3	L	10-23	at Carolina	73,047	Dinkins	1	0	1	0		0	6	Morstead	58	2528	43.6	36.0	4	18	60	0
					Greer	1	0	0	1		0	6	Saints	58	2528	43.6	36.0	4	18	60	0
												6	Opponents	71	3055	43.0	38.9	7	19	61	0

TEAM STATISTICS	N.O.	OPP	3rd Down	4th Down	1st Down	2nd Down	3rd Down	4th Down	1st Down	2nd Down	3rd Down	4th Down	1st Down	2nd Down	3rd Down	4th Down	1st Down	2nd Down	3rd Down	4th Down
Total First Downs	348	310	Porter	1	0	0	1	0	6	Saints	36	2326	43.0	36.0	4	18	61	0	0	0
Rushing	115	111	Roby	1	0	0	1	0	6	PUNT RETURNS	Ret	FC	Yds	Avg	Long	TD	0	0	0	0
Passing	215	175	D. Thomas	1	0	1	0	0	6	Bush	27	9	130	4.8	23	0	0	0	0	0
Penalty	18	24	Saints	64	21	34	9	60/63	22/28	0	510	Henderson	4	5	16	4.0	11	0	0	0
3rd Down: Made/Att	88/197	82/216	Opponents	37	19	15	3	36/36	27/32	1	341	Moore	1	2	0	0.0	0	0	0	0
3rd Down Pct.	44.7	38.0	2-P. Conversions: Saints 0-1, Opp. 0-1	0	0	0	0	0	0	0	0	Sharper	1	1	6	6.0	6	0	0	0

POSSESSION AVG.	31:10	28:50	KICKOFF RET.	No	Yds	Avg	Long	TD
TOTAL NET YARDS	6461	5724	Roby	42	1154	27.5	97	1
Avg. Per Game	403.8	357.8	Meachem	6	148	24.7	42	0
Total Plays	1032	1044	Hamilton	3	15	5.0	15	0
Avg. Per Play	6.3	5.5	Bell	2	45	22.5	28	0

Avg. Per Game	4000	3600	Meachem	42	1104	26.3	38	1
Total Plays	1032	1044	Hamilton	6	148	24.7	42	0
Avg. Per Play	6.3	5.5	RUSHING	3	15	5.0	15	0
NET YARDS RUSHING	2106	1955	P. Thomas	147	793	5.4	34	6
Avg. Per Game	131.6	122.2	Bell	172	654	3.8	35	5
			Hamilton	35	125	3.6	19	2
			Meachem	6	82	13.7	41	0
			H. Evans	5	16	3.2	6	1
			Henderson	4	13	3.3	13	0
			Colston	1	6	6.0	6	0

Total Rushes	468	435	Bush	70	130	5.6	55	5	Dinkins	1	1	1.0	1	0
NET YARDS PASSING	4355	3769	J. Hamilton	35	125	3.6	19	2	P. Thomas	1	19	19.0	19	0
Avg. Per Game	272.2	235.6	Meachem	6	82	13.7	41	0	Saints	57	1393	24.4	97.1	1
Sacked/Yards Lost	20/135	35/192	J. Brees	22	33	1.5	10	2	Opponents	74	1813	24.5	87	0
Gross Yards	4490	3961	H. Evans	5	16	3.2	6	1						

SCORE BY PERIODS	Q1	Q2	Q3	Q4	OT	PTS
Saints	85	176	107	139	3	510
Opponents	106	93	91	49	3	341

SCORING	TD	Ru	Pa	Rt	PAT	FG	S	TP
Receiving	70	1074	15.3	68	9			
Rushing	51	804	15.8	75	2			
Passing	34	15						
Returns	9	3						

SCORING	TD	Ru	Pa	Rt	PAT	FG	S	TP
Meachem	45	722	16.0	54	9			
P. Thomas	39	302	7.7	36	2			
D. Thomas	35	356	10.2	37	1			
Moore	14	153	10.9	22	2			
H. Evans	10	70	7.0	13	2			
Hamilton	5	48	9.6	16	0			
Dinkins	5	22	4.4	8	1			
Bell	4	12	3.0	9	0			
Ekel	2	14	7.0	8	0			
Humphrey	1	7	7.0	7	0			
Roby	1	6	6.0	6	0			
Brees	1	-4	-4.0	-4	0			
Saints	378	4490	11.9	75	34			
Opponents	330	3961	12.0	71	15			

SCORING	TD	Ru	Pa	Rt	PAT	FG	S	TP
Carney	(34B, 39G)	(23G, 25G)	(27G, 35G)	(34G)				
(46G, 49N, 20G)	(37N)	(23G, 25G, 40G)	(138G)					
(30G, 37N)	(0 0 0 0 0)							
Hartley	(0 0 0 0 0 0 0 0 0 0)							
(34G, 27G, 28G, 58N, 18G)	(33G, 38G)	(34G)						
(28G, 37N)	(35G)							

SCORING	TD	Ru	Pa	Rt	PAT	FG	S	TP
Team	(34B, 39G)	(23G, 25G)	(27G, 35G)	(34G)				
(46G, 49N, 20G)	(37N)	(23G, 25G, 40G)	(138G)					
(30G, 37N)	(34G, 27G, 28G, 58N, 18G)	(33G, 38G)						
(34G)	(28G, 37N)	(35G)						
Opponents	(47G, 24G)	(23G, 32G)	(138G)					
(49G, 38G)	(32G, 33G)	(34N, 51N, 25G, 40G)						
(32G, 25G)	(32G)	(136G, 50N)	(32G, 28G, 21G, 23N)					
(36G, 30G, 27G)	(44G, 24N)	(34G, 47G)	(41G, 39G, 37G)					

2009 NFC SOUTH STANDINGS	W	L	T	Pct.
Saints Finish: 1st Place				
New Orleans	13	3	0	.813
Atlanta	9	7	0	.563
Carolina	8	8	0	.500
Tampa Bay	3	13	0	.188

PASSING	Att	Cmp	Yds	Cmp%	Yds/Att	TD	TD%	Int	Int%	Long	Sack/Lost	Rating
Brees	514	363	4388	70.6	8.54	34	6.6	11	2.1	75t	20/135	109.6
Brunell	30	15	102	50.0	3.40	0	0.0	1	3.3	18	0/0	44.0
Saints	544	378	4490	69.5	8.25	34	6.3	12	2.2	75t	20/135	106.0
Opponents	574	330	3961	57.5	6.90	15	2.6	26	4.5	71t	35/192	68.6

OWNER

FOOTBALL

ADMINISTRATION

RECORDS

HISTORY

OWNER

# FOOTBALL

# ADMINISTRATIVE

# RECORDS

## HISTORY

Date	W/L	Score	Opponent	Attendance	SCORING	TD	R	P	AT	FG	S	INT	INTERCEPTIONS	No	Yds	Avg	Long	TD					
9/9	W	14-9	Minnesota	70,051	Hartley	0	0	0	0	40/40	20/25	0	100	Jenkins	2	105	52.5	96/1	0				
9/20	W	25-22	at San Francisco	69,732	Moore	8	0	0	0			0	48	'Greer	2	50	25.0	26	1				
9/26	Lot	24-27	Atlanta	70,051	Colston	7	0	0	0			0	42	Torrence	1	21	21.0	21	0				
10/3	W	16-14	Carolina	70,016	Graham	5	5	0	0			0	30	'Harper	1	6	6.0	6	0				
10/10	L	20-30	at Arizona	62,621	Ivory	5	5	0	0			0	30	'Porter	1	5	5.0	5	0				
10/17	W	31-6	at Tampa Bay	51,759	'Meachem	5	0	5	0			0	30	'Vilma	1	5	5.0	5	0				
10/24	L	17-30	Cleveland	70,077	'Carney	0	0	0	0	3/3	5/6	0	18	'Smith	1	4	4.0	4	0				
10/31	W	20-10	Pittsburgh	70,011	'Shockey	3	0	3	0			0	18	'Saints	9	196	21.8	96/1	2				
11/7	W	34-3	at Carolina	75,191	'Betts	3	2	2	0			0	12	'Opponents	22	344	15.5	66	4				
11/21	W	34-19	Seattle	70,015	'P. Thomas	2	2	0	0			0	12										
11/25	W	30-27	at Dallas	93,985	'D. Thomas	2	0	2	0			0	12	'PUNTING	No	Yds	Avg	Net	Bk In	LG B			
12/5	W	34-30	at Cincinnati	59,963	'Bush	1	0	1	0			0	6	'Morstead	57	2618	45.9	38.4	6	21	64	0	
12/12	W	31-13	St. Louis	70,015	'H. Evans	1	0	0	0			0	6	'Saints	57	2618	45.9	38.4	6	21	64	0	
12/19	L	24-30	at Baltimore	71,432	'Greer	1	0	0	1			0	6	'Opponents	67	2993	44.7	40.6	3	26	59	0	
12/27	W	17-14	at Atlanta	70,144	'Henderson	1	0	1	0			0	6										
12	L	13-23	Tampa Bay	70,068	'Jenkins	1	0	1	0			0	6										
					'Saints	44	9	33	2	43/43	25/31	1	384	'Bush	14	2	92	6.6	43	0			
TEAM STATISTICS	N.O.	OPP	Opponents	32	13	13	6	27/29	28/34	0	307	'Moore	11	16	11.2	10.2	72	0					
Total First Downs	351	273	2-Pt. Conversions:	Saints 0-1,	Opp. 2-3							'Saints	27	18	210	7.8	72	0					
Rushing	94	94	'SACKS:	Ellis 6, Smith 5.5, Vilma 4, Charleste 1,								'Opponents	26	10	31.0	11.9	69	0					
Passing	236	150	3, Harper 3, A. Brown 2, Wilkinson 2, Ayodele 1,									'KICKOFF RET.	No	Yds	Avg	Long	TD						
Penalty	21	29	Torrence 1 Saints 33, Opp. 26									'Roby	33	785	23.8	39	0						
3rd Down: Made/Att	106/217	70/203	Dunbar f, Hargrove f, Jenkins 1, M. Mitchell 1,									'P. Thomas	7	154	22.0	32	0						
3rd Down Pct.	48.8	34.5	Torrence 1 Saints 33, Opp. 26									'Henderson	6	142	23.7	27	0						
4th Down: Made/Att	5/11	15/23	FUMI/LOST: Brees 9/2, Ivory 4/2, Bush 2/1, Moore									'H. Evans	4	45	11.3	13	0						
4th Down Pct.	45.5	65.2	2/1, Betts 1/1, Daniel 1/0, Graham 1/0, J. Jones (LG)									'Betts	1	23	23.0	23	0						
POSSESSION AVG.	31:39	28:21	1/1, J. Jones (TM) 1/1, Roby 1/1, Smith 1/0									'Bush	1	31	32.0	32	0						
TOTAL NET YARDS	5960	4900										'Saints	52	1182	22.7	39	0						
Avg. Per Game	372.5	306.3	'RUSHING	No	Yds	Avg	LG	TD	S	INT	Opponents	66	1592	24.1	69	0							
Total Plays	1067	948	Ivory	137	716	5.2	55/5	5	16	2		'FIELD GOALS	1-19	20-29	30-39	40-49	50+						
Avg. Per Play	5.6	5.2	'P. Thomas	83	269	3.2	16	2	1	2		0	Hartley	1/1	4/6	7/9	9/7	2/2					
NET YARDS RUSHING	1519	1797	'J. Jones LG	60	223	3.7	54	0	54	0		0	'Hartley	1/1	4/6	7/9	9/7	2/2					
Avg. Per Game	94.9	112.3	'J. Jones TM	48	193	4.0	54	0	54	0		0	'Carney	0/0	1/2	4/4	0/0	0/0					
Total Rushes	380	421	'J. Jones TM	48	193	4.0	54	0	54	0		0	'Saints	1/1	5/8	11/13	0/7	0/7	2/2				
NET YARDS PASSING	4441	3103	'Betts	45	150	3.3	12	2	23	0		0	'Opponents	1/1	11/11	5/5	10/14	1/3					
Avg. Per Game	277.6	193.9	'Bush	36	150	4.2	23	0	23	0		0	'Hartley	(46N,32N)	(46G,19G,37G)	(32G,29N)	0						
Sacked/Yards Lost	26/195	33/250	'Daniel	2	16	8.0	16	0	16	0		0	0	(27G,33N)	(32G)	(31G,23G)	(31G,36G)	(27N)					
Gross Yards	4636	3353	'Meachem	4	14	3.5	8	0	8	0		0	0	(50G,45G,28G)	(48G,24G)	(40G)	(47G)	(52G)					
Att./Completions	66/1450	494/306	'Henderson	3	8	2.7	9	0	9	0		0	0	(45G,38G)									
Completion Pct.	68.1	61.9	'Graham	1	3	3.0	3	0	3	0		0	0	'Carney:	0	0	(32G,32G,25G)	(31G,32G,29N)	0				
Had Intercepted	22	9	'H. Evans	2	2	1.0	2	0	2	0		0	0	0	0	0	0	0	0	0	0	0	0
PUNTS/AVERAGE	57/45.9	67/44.7	Colston	1	1	1.0	1	0	1	0		0	0										
NET PUNTING AVG.	57/38.4	67/40.6	Brees	18	3	-0.2	7	0	7	0		0	0										
PENALTIES/YARDS	90/884	88/701	Saints	380	1519	4.0	55/5	9	55	9		9	9	Carney:	0	0	(32G,32G,25G)	(31G,32G,29N)	0				
FUMBLES/BALL LOST	23/9	34/16	Opponents	421	1797	4.3	68	13	68	13		13	13	0	0	0	0	0	0	0	0	0	0
TOUCHDOWNS	44	32																					
Rushing	9	13	'Receiving	84	1023	12.2	43	7	43	7		7	7	'Team:	(46N,32N)	(46G,19G,37G)	(32G,29N)						
Passing	33	13	Colston	66	763	11.6	80/5	8	80	5		8	8	(32G,32G,25G)	(31G,32G,29N)	(27G,33N)	(32G)						
Returns	2	6	Moore	44	638	14.5	85	5	85	5		5	5	(31G,23G)	(31G,36G)	(27N)	(50G,45G,28G)						
			'Meachem	41	408	10.0	31	3	31	3		3	3	(48G,24G)	(40G)	(47G)	(52G)	(45G,38G)					
SCORE BY PERIODS	Q1	Q2	Q3	Q4	OT	Pts								'Opponents:	(41G)	0	(23G,46G)	0	(37G,44G,29G)				
Saints	112	93	74	105	0	384								1	(40N,47N)	(23G,21G,48G)	(19G,51N)	(20G,40N)					
Opponents	33	112	53	106	3	307								5	(20G,43G,43G,20G)	(21G,53G,59N)	(29G,23G,47G)						
														2	(38G,45G,46N)	(33G,32G,27G)	0	(43G,32G,48G)					



# SAINTS STATISTICS

2011

RECORD: 13-3

FINISH: 1ST-NFC SOUTH

Date	W/L	Score	Opponent	Attendance	SCORING	TD	R	P	Rt	PAT	FG	S	TP	INTERCEPTIONS	NO	YDS	AVG	LONG	TD			
9/8	L	34-42	at Green Bay	70,555	Kasay	0	0	0	0	63/63	28/34	0	147	P. Robinson	4	31	7.8	25	0			
9/18	W	30-13	Chicago	73,019	Graham	11	0	11	0			0	66	Torrence	1	42	42.0	42t	1			
9/25	W	40-33	Houston	73,002	Sproles	10	2	7	1			0	60	Shanle	1	12	12.0	12	0			
10/2	W	23-10	at Jacksonville	62,471	Moore	8	0	8	0			0	52	Greer	1	2	2.0	2	0			
10/9	W	30-27	at Carolina	72,679	Colston	8	0	8	0			0	48	Herring	1	0	0.0	0	0			
10/16	L	20-26	at Tampa Bay	56,590	Meachem	6	0	6	0			0	36	Porter	1	-7	-7.0	-7	0			
10/23	W	62-7	Indianapolis	73,012	P. Thomas	6	5	1	0			0	36	Saints	9	80	8.9	42t	1			
10/30	L	21-31	at St. Louis	57,179	Ingram	5	0	5	0			0	30	Opponents	14	162	11.6	53	1			
11/6	W	27-16	Tampa Bay	73,043	Collins	4	2	2	0			0	24									
11/13	Wot	26-23	at Atlanta	70,359	Henderson	2	0	2	0			0	12	PUNTING	No	Yds	Avg	Net	TB In	Lg	B	
11/28	W	49-24	New York Giants	73,068	Brees	1	1	0	0			0	6	Morstead	46	2224	48.3	43.1	4	13	64	
12/4	W	31-17	Detroit	73,042	Gilmore	1	0	1	0			0	6	Saints	47	2224	47.3	43.1	4	13	64	
12/11	W	22-17	at Tennessee	69,143	Ivory	1	1	0	0			0	6	Opponents	71	3146	44.3	38.5	6	24	59	
12/18	W	42-20	at Minnesota	62,623	Jenkins	1	0	0	1			0	6									
12/26	W	45-16	Atlanta	73,085	Torrence	1	0	0	1			0	6	PUNT RETURNS	Ret	FC	Yds	Avg	Long	TD		
1/1	W	45-17	Carolina	73,065	Vilma	1	0	0	1			0	6	Sproles	29	19	294	10.1	72t	1		
					Saints	66	16	46	4	63/63	28/34	0	547	Saints	29	19	294	10.1	72t	1		
					Opponents	37	11	24	2	36/37	27/32	0	339	Opponents	19	10	118	6.2	14	0		
					2-PL Conversions:	Moore 2, Saints 2-3, Opp. 0-0																
					SACKS:	Harper 7.5, Smith 6.5, Galette 4.5, Casillas 3, McBride 2, Charleston 1, Dunbar 1, Humber 1, Jenkins 1, Tom Johnson 1, Jordan 1, Shanle 1, Torrence 1, Wilson 1, Ellis 0.5, Saints 33, Opp. 24																
					FUMI/LOST:	Brees 1/1, Colston 1/1, Graham 1/1, Henderson 1/0, Ingram 1/1, P. Thomas 1/1																
					RUSHING	No	Yds	Avg	LG	TD												
					Sproles	87	603	6.9	36	2												
					P. Thomas	110	562	5.1	33	5												
					Ingram	122	474	3.9	35t	5												
					Ivory	79	374	4.7	35t	1												
					Brees	21	86	4.1	20	1												
					Meachem	4	18	4.5	1	0												
					Henderson	1	9	9.0	9	0												
					Collins	4	4	1.0	2	2												
					Daniel	3	-3	-1.0	-1	0												
					Saints	431	2127	4.9	36	16												
					Opponents	351	1738	5.0	69t	11												
					Receiving	No	Yds	Avg	Long	TD												
					Graham	99	1310	13.2	59	11												
					Sproles	86	710	8.3	39	7												
					Colston	80	1143	14.3	50	8												
					Moore	52	627	12.1	47t	8												
					P. Thomas	50	425	8.5	57	1												
					Meachem	40	620	15.5	67t	6												
					Henderson	32	503	15.7	79t	2												
					Collins	11	50	4.5	14	2												
					Ingram	11	46	4.2	9	0												
					D. Thomas	5	16	3.2	8	0												
					Gilmore	3	20	6.7	9	1												
					Arrington	2	31	15.5	17	0												
					Higgins	1	4	4.0	4	0												
					Saints	472	5505	11.7	79t	46												
					Opponents	362	4413	12.2	72t	24												
					Opponents	362	4413	12.2	72t	24												
					Opponents	362	4413	12.2	72t	24												
					Opponents	362	4413	12.2	72t	24												
					Opponents	362	4413	12.2	72t	24												
					Opponents	362	4413	12.2	72t	24												
					Opponents	362	4413	12.2	72t	24												
					Opponents	362	4413	12.2	72t	24												
					Opponents	362	4413	12.2	72t	24												
					Opponents	362	4413	12.2	72t	24												
					Opponents	362	4413	12.2	72t	24												
					Opponents	362	4413	12.2	72t	24												
					Opponents	362	4413	12.2	72t	24												
					Opponents	362	4413	12.2	72t	24												
					Opponents	362	4413	12.2	72t	24												
					Opponents	362	4413	12.2	72t	24												
					Opponents	362	4413	12.2	72t	24												
					Opponents	362	4413	12.2	72t	24												
					Opponents	362	4413	12.2	72t	24												
					Opponents	362	4413	12.2	72t	24												
					Opponents	362	4413	12.2	72t	24												
					Opponents	362	4413	12.2	72t	24												
					Opponents	362	4413	12.2	72t	24												
					Opponents	362	4413	12.2	72t	24												
					Opponents	362	4413	12.2	72t	24												
					Opponents	362	4413	12.2	72t	24												
					Opponents	362	4413	12.2	72t	24												
					Opponents	362	4413	12.2	72t	24												
					Opponents	362	4413															

PASSING	Att	Cmp	Yds	Cmp%	Yds/Att	TD	TD%	Int	Int%	Long	Sack/Lost	Rating
Brees	657	468	5476	71.2	8.33	46	7.0	14	2.1	79t	24/158	110.6
Daniel	5	4	29	80.0	5.80	0	0.0	0	0.0	14	0/0	90.8
Saints	662	472	5505	71.3	8.32	46	6.9	14	2.1	79t	24/158	110.5
Opponents	626	362	4413	57.8	7.05	24	3.8	9	1.4	72t	33/256	86.4

OWNER

FOOTBALL

ADMINISTRATION

RECORDS

HISTORY

# SAINTS STATISTICS

## 2012

### RECORD: 7-9

### FINISH: 3RD-NFC SOUTH

OWNER

FOOTBALL

ADMINISTRATION

RECORDS

HISTORY

Date	W/L	Score	Opponent	Attendance	SCORING	TD	R	P	RT	PAT	FG	S	TP	INTERCEPTIONS	NO.	YDS	AVG	LONG	TD			
9/9	L	32-40	Washington	72,180	Hartley	0	0	0	0	57/57	18/22	0	111	P. Robinson	3	99	33.0	99	1			
9/16	L	27-35	at Carolina	72,879	Colston	10	0	10	0			0	60	Greer	3	31	10.3	28	0			
9/23	Lot	24-27	Kansas City	72,226	J. Graham	9	0	9	0			0	54	Harper	2	41	20.5	41	0			
9/30	L	27-28	at Green Bay	70,571	Sproles	8	1	7	0			0	50	Abdul-Quddus	2	12	6.0	12	0			
10/7	W	31-24	San Diego	73,109	Moore	6	0	6	0			0	36	Mack	1	73	73.0	73	1			
10/21	W	35-28	at Tampa Bay	58,906	Ingram	5	5	0	0			0	30	Jenkins	1	55	55.0	55	1			
10/28	L	14-34	at Denver	76,632	D. Thomas	4	0	4	0			0	24	Bush	1	40	40.0	40	0			
11/5	W	28-13	Philadelphia	73,099	Morgan	3	0	3	0			0	18	Vilma	1	18	18.0	18	1			
11/11	W	31-27	Atlanta	73,126	Collins	2	0	2	0			0	12	White	1	0	0.0	0	0			
11/18	W	38-17	at Oakland	56,880	Ivory	2	2	0	0			0	12	Saints	15	369	24.6	99	4			
11/25	L	21-31	San Francisco	73,147	P. Thomas	2	1	1	0			0	12	Opponents	19	356	18.7	70	3			
11/29	L	13-23	at Atlanta	70,514	Brees	1	1	0	0			0	6									
12/9	L	27-52	at New York Giants	81,437	Henderson	1	0	1	0			0	6	PUNTING	No.	Yds	Avg	Net	TB In	Lg	B	
12/16	W	40-0	Tampa Bay	73,096	Jenkins	1	0	1	0			0	6	Morstead	74	3707	50.1	43.2	6	20	70	
12/23	Wot	34-31	at Dallas	92,570	Mack	1	0	1	0			0	6	Saints	74	3707	50.1	43.2	6	20	70	
12/30	L	38-44	Carolina	73,124	P. Robinson	1	0	0	1			0	6	Opponents	63	2876	45.7	40.1	8	23	63	
					Roby	1	0	1	0			0	6									
TEAM STATISTICS				N.O.	OPP	Vilma	1	0	0	1		0	6	PUNT RETURNS	Ret	FC	Yds	Avg	Long	TD		
Total First Downs				352	380	Saints	58	10	43	5	57/57	18/22	0	461	Sproles	23	14	183	8.0	37	0	
Rushing				64	116	Opponents	53	18	31	4	53/53	27/33	1	454	Cadet	1	2	2	2.0	2	0	
Passing				267	236	2-P. Conversions: Sproles 1, Saints 1-1, Opp. 0-0										Moore	1	3	5	5.0	5	0
Penalty				21	28											P. Robinson	0	1	0	—	0	0
3rd Down: Made/Att				91/207	80/208	SACKS: Jordan 8, Smith 6, Galette 5, Wilson 3, Bunkley 2.5, Johnson 2, Lofton 1, P. Robinson 1, Vilma 1, Shanle 0.5, Saints 30, Opp. 26										Saints	25	20	190	7.6	37	0
3rd Down Pct.				44.0	38.5											Opponents	31	12	99	12.6	69	0
4th Down: Made/Att				8/14	10/19	FUM/LOST: Brees 5/1, Colston 4/2, Cadet 1/1, Collins 1/1, J. Graham 1/0, Henderson 1/0																
4th Down Pct.				57.1	52.6																	
POSSESSION AVG.				28:36	31:24	KICKOFF RET.										No.	Yds	Avg	Long	TD		
TOTAL NET YARDS				6574	7042																	
Avg. Per Game				410.9	440.1																	
Total Plays				1067	1089	RUSHING										No.	Yds	Avg	LG	TD		
Avg. Per Play				6.2	6.5																	
NET YARDS RUSHING				1577	2361																	
Avg. Per Game				98.6	147.6																	
Total Rushes				370	457																	
NET YARDS PASSING				4997	4681																	
Avg. Per Game				312.3	292.6																	
Sacked/Yards Lost				26/190	30/194																	
Gross Yards				5187	4875																	
Att./Completions				671/423	602/370																	
Completion Pct.				63.0	61.5																	
Had Intercepted				19	15																	
PUNTS/AVERAGE				74/50.1	63/45.7																	
NET PUNTING AVG.				74/43.2	63/40.1																	
PENALTIES/YARDS				104/911	102/835																	
FUMBLES/BALL LOST				13/5	19/11																	
TOUCHDOWNS				58	53																	
Rushing				10	18																	
Passing				43	31																	
Returns				5	4																	
SCORE BY PERIODS				Q1	Q2	Q3	Q4	OT	PTS													
Saints				101	154	110	93	3	461													
Opponents				96	133	96	126	3	454													

#### 2012 NFC SOUTH STANDINGS

Saints Finish: 3rd Place				
W	L	T	Pct.	
Atlanta	13	3	0	.813
Carolina	7	9	0	.438
New Orleans	7	9	0	.438
Tampa Bay	7	9	0	.438

PASSING	Att	Cmp	Yds	Cmp%	Yds/Att	TD	TD%	Int	Int%	Long	Sack/Lost	Rating
Brees	670	422	5177	63.0	7.73	43	6.4	19	2.8	80	26/190	96.3
Daniel	1	1	10	100.0	10.00	0	0.0	0	0.0	10	0/0	108.3
Saints	671	423	5187	63.0	7.73	43	6.4	19	2.8	80	26/190	96.4
Opponents	602	370	4875	61.5	8.10	31	5.1	15	2.5	95	30/194	93.8

# SAINTS STATISTICS

2013

RECORD: 11-5

FINISH: 2ND-NFC SOUTH

Date	W/L	Score	Opponent	Attendance	SCORING	TD	Ru	Pa	Rt	PAT	FG	S	TP	INTERCEPTIONS	No.	Yds	AVG	LONG	TD			
9/8	W	23-17	Atlanta	72,348	Hartley	0	0	0	0	41/41	22/30	0	107	Lewis	4	34	8.5	20	0			
9/15	W	16-14	at Tampa Bay	60,870	J. Graham	16	0	16	0			0	96	M. Jenkins	2	35	17.5	31	0			
9/22	W	31-7	Arizona	73,057	Colston	5	0	5	0			0	30	White	1	43	43.0	43	0			
9/30	W	38-17	Miami	73,118	Stills	5	0	5	0			0	30	Vaccaro	1	29	29.0	29	0			
10/6	W	26-18	at Chicago	62,361	Thomas	5	2	3	0			0	30	Groer	1	22	22.0	22	0			
10/13	L	27-30	at New England	68,566	Sproles	4	2	2	0			0	24	Herring	1	6	6.0	6	0			
10/27	W	35-17	Buffalo	72,405	Brees	3	3	0	0			0	18	Carr	1	0	0.0	0	0			
11/3	L	20-26	at New York Jets	75,957	S. Graham	0	0	0	0	7/7	2/2	0	13	Harper	1	0	0.0	0	0			
11/10	W	49-17	Dallas	73,018	Meachem	2	0	2	0			0	12	Saints	12	169	14.1	43	0			
11/17	W	23-20	San Francisco	73,025	Moore	2	0	2	0			0	12	Opponents	12	117	9.8	85t	1			
11/21	W	17-13	at Atlanta	70,422	Watson	2	0	2	0			0	12									
12/2	L	7-34	at Seattle	68,387	Cadet	1	0	1	0			0	6	PUNTING	No.	Yds	Avg	Net	TB	In	Lg	B
12/8	W	31-13	Carolina	73,089	Collins	1	1	0	0			0	6	Morstead	61	2859	46.9	42.3	5	25	61	0
12/15	L	16-27	at St. Louis	58,442	Hill	1	0	1	0			0	6	Saints	61	2859	46.9	42.3	5	25	61	0
12/22	L	13-17	at Carolina	73,825	Ingram	1	1	0	0			0	6	Opponents	83	3853	46.4	43.4	3	27	60	0
12/29	W	42-17	Tampa Bay	73,150	K. Robinson	1	1	0	0			0	6									

TEAM STATISTICS			PUNTS										PUNT RETURNS						
	N.O.	OPP	Opponents 33 11 20 2 32/32 24/28 0 304										Ret	FC	Yds	Avg	Long	TD	
Total First Downs	359	274											Sproles	29	21	194	6.7	28	0
Rushing	87	82	2-Pl. Conversions: Saints 0-1, Opp. 1-1										Moore	2	3	0	0.0	0	0
Passing	244	168											Cadet	1	1	0	0.0	0	0
Penalty	28	24	SACKS: Jordan 12.5, Galette 12, Hicks 4.5,										Saints	32	25	194	6.1	28	0
3rd Down: Made/Att	97/221	69/199	Haralson 3.5, Foster 3, Hawthorne 3, M. Jenkins 2.5,										Opponents	24	12	180	7.5	32	0
3rd Down Pct.	43.9	34.7	T. Johnson 2, Lofton 2, Vaccaro 1, Walker 1, Wilson										KICKOFF RET.						
4th Down: Made/Att	9/19	4/12	1, Dawson 0.5, Humber 0.5, Saints 49, Opp. 37										No.	Yds	Avg	Long	TD		
4th Down Pct.	47.4	33.3											12	239	26.6	82	0		
POSSESSION AVG.	32:41	27:19	FUM/LOST: Brees 6/2, Sproles 2/2, Thomas 2/1,										28	12	12.0	12	0		
TOTAL NET YARDS	6391	4891	Moore 1/1, White 1/1										Saints	22	506	23.0	82	0	

POSSESSION AVG.	32:41	27:19	FUM/LOST:	Brees 6/2, Sproles 2/2, Thomas 2/1, Moore 1/1, White 1/1	RUSHING	No.	Yds	Avg	LG	TD	FIELD GOALS	1-19	20-29	30-39	40-49	50+
TOTAL NET YARDS	6391	4891														
Avg. Per Game	399.4	305.7														
Total Plays	1079	943														
Avg. Per Play	5.9	5.2														
NET YARDS RUSHING	1473	1786														
Avg. Per Game	92.1	111.6														
Total Rushes	391	387														
NET YARDS PASSING	4918	3105														
Avg. Per Game	304.4	194.1														
Sacked/Yards Lost	37/244	49/336														
Gross Yards	5162	3441														
Att./Completions	651/446	507/304														
Completion Pct.	68.5	60.0														
Had Intercepted	12	12														
PUNTS/AVERAGE	61/46.9	83/46.4														
NET PUNTING AVG.	61/42.3	83/43.4														
PENALTIES/YARDS	95/817	91/750														
TOUCHES/BALL LOST	12/7	15/7														
TOUCHDOWNS	49	33														
Rushing	10	11														
Passing	39	20														
Returns	0	2														

SCORE BY PERIODS	Q1	Q2	Q3	Q4	OT	PTS
Saints	86	155	70	103	0	414
Opponents	87	112	46	59	0	304

2013 NFC SOUTH STANDINGS	Saints	Finsh: 2nd Place	W	L	T	Pct.
			12	4	0	.750
			11	5	0	.688
			4	12	0	.250
			4	12	0	.250

PASSING	Att	Cmp	Yds	Cmp%	Yds/Att	TD	TD%	Int	Int%	Long	Sack/Lost	Rating
Brees	650	446	5162	68.6	7.94	39	6.0	12	1.8	76t	37/244	104.7
McCowen	1	0	0.0	0.0	0.0	0	0.0	0	0.0	---	0/0	39.6
Saints	651	446	5162	68.5	7.93	39	6.0	12	1.8	76t	37/244	104.5
Opponents	507	304	3441	60.0	6.79	20	3.9	12	2.4	60	49/336	83.6

OWNER

FOOTBALL

ADMINISTRATION

RECORDS

HISTORY

# SAINTS STATISTICS

2014

RECORD: 7-9

FINISH: 2ND-NFC SOUTH

Date	W/L	Score	Opponent	Attendance	SCORING	TD	Ru	Pa	Rt	PAT	FG	\$	TP	INTERCEPTIONS	NO.	Yds	Avg	LONG	TD			
9/7	W	34-37	at Atlanta	70,706	S. Graham	0	0	0	0	46/47	19/22	0	103	Warren	2	53	26.5	32	0			
9/14	L	24-26	at Cleveland	67,407	J. Graham	10	0	10	0	0/0	0/0	0	60	Vaccaro	2	45	22.5	45	0			
9/21	W	20-9	Minnesota	73,005	Ingram	9	0	0	0	0/0	0/0	0	54	Lewis	2	2	1.0	2	0			
9/28	L	17-38	at Dallas	91,176	Colston	5	0	5	0	0/0	0/0	0	30	Robinson	2	2	1.0	2	0			
10/5	W	37-31	Tampa Bay	73,004	Hill	5	0	5	0	0/0	0/0	0	30	White	2	2	1.0	2	0			
10/19	L	23-24	at Detroit	63,271	Cooks	4	1	3	0	0/0	0/0	0	24	Hawthorne	1	10	10.0	10	0			
10/26	W	44-23	Green Bay	73,146	K. Robinson	3	3	0	0	0/0	0/0	0	18	Jordan	1	6	6.0	6	0			
10/30	W	28-10	at Carolina	73,663	Stills	3	0	3	0	0/0	0/0	0	18	Saints	12	120	10.0	45	0			
11/9	L	24-27	San Francisco	73,129	Thomas	3	2	1	0	0/0	0/0	0	18	Opponents	17	240	14.1	62t	3			
11/16	L	10-27	Cincinnati	73,073	Watson	2	0	2	0	0/0	0/0	0	12									
11/24	L	27-34	Baltimore	73,373	Lorig	1	0	1	0	0/0	0/0	0	6	PUNTING	No.	Yds	Avg	Net	TB	In	Lg	B
11/30	W	35-32	at Pittsburgh	61,916	Brees	1	1	0	0	0/0	0/0	0	6	T. Morstead	58	2690	46.4	42.9	5	19	63	0
12/7	L	10-41	Carolina	73,006	Cadet	1	0	1	0	0/0	0/0	0	6	Saints	58	2690	46.4	42.9	5	19	63	0
12/15	W	31-15	at Chicago	60,996	Toon	1	0	1	0	0/0	0/0	0	6	Opponents	63	2783	44.2	41.4	2	33	73	0
12/21	L	14-30	Atlanta	73,164	Johnson	1	0	1	0	0/0	0/0	0	6									
12/28	W	23-20	at Tampa Bay	59,952	Galette	0	0	0	0	0/0	0/0	2	4	PUNT RET.	Ret	FC	Yds	Avg	Long	TD		

## TEAM STATISTICS

N.O.

OPP

395 345

101 111

258 205

36 29

3rd Down: Made/Att 98/203

3rd Down Pct. 48.3%

4th Down: Made/Att 8/15

4th Down Pct. 53.3%

POSSESSION AVG. 30:03

TOTAL NET YARDS 6582

Avg. Per Game 411.4

Total Plays 1095

Avg. Per Play 6.0

NET YARDS RUSHING 1818

Avg. Per Game 113.6

Total Rushes 406

NET YARDS PASSING 4764

Avg. Per Game 297.8

Sacked/Yards Lost 30/188

Gross Yards 4952

Attempts/Completions 659/456

Completion Pct. 69.2%

Had Intercepted 17

PUNTS/AVERAGE 58/46.4

NET PUNTING AVG. 42.9

PENALTIES/YARDS 80/670

FUMBLES/BALL LOST 22/13

TOUCHDOWNS 49

Rushing 16

Passing 33

Returns 0

SCORE BY PERIODS Q1 Q2 Q3 Q4 OT PTS

Saints 55 116 76 148 6 401

Opponents 81 115 104 118 6 424

2-Pt. Conversions: Saints 0/1, Opp. 3/4

SACKS: Galette 10.0, Jordan 7.5, Hawthorne 3.0,

Haralson 3.0, Walker 2.5, Hicks 2.0, Edebali 2.0,

Humber 1.0, Vaccaro 1.0, Jenkins 1.0, White 1.0

Saints: 34.0, Opponents: 30.0

FUM/LOST: Brees 7/3, Cadet 2/2, J. Graham 2/2,

K. Robinson 2/2, Colston 1/1, Ingram 3/1, Lorig

1/1, Toon 1/1, Cooks 1/0, Goodwin 1/0, Stills 1/1.

Total: 22/13

RUSHING

No. Yds Avg LG TD

Ingram 226 964 4.3 31 9

K. Robinson 76 362 4.8 62 3

Thomas 45 222 4.9 27t 2

Cooks 7 73 10.4 28 1

Brees 27 68 2.5 13 1

Morgan 1 67 67.0 67 0

Cadet 10 32 3.2 8 0

Johnson 8 22 2.8 8 0

Lorig 3 4 1.3 4 0

Toon 1 4 4.0 4 0

Baker 1 2 2.0 2 0

Stills 1 -2 -2.0 -2 0

Saints 406 1818 4.5 67 16

Opponents 442 2125 4.8 69t 17

RECEIVING

No. Yds Avg Long TD

J. Graham 85 889 10.5 29 10

Stills 63 931 14.8 69t 3

Colston 59 902 15.3 57 5

Cooks 53 550 10.4 50t 3

Thomas 45 378 8.4 39 1

Cadet 38 296 7.8 31 1

Ingram 29 145 5.0 14 0

Watson 20 136 6.8 15t 2

Toon 17 215 12.6 24 1

Hill 14 176 12.6 37 5

Lorig 9 27 3.0 14 1

K. Robinson 8 63 7.9 17 0

Meachem 7 114 16.3 25 0

Morgan 4 92 23.0 62 0

Johnson 2 15 7.5 13t 1

Leonard 1 15 15.0 15 0

Saunders 1 7 7.0 7 0

Brees 1 1 1.0 1 0

Saints 456 4952 10.9 69t 33

Opponents 341 4207 12.3 73t 26

## KICKOFF RET.

No. Yds Avg Long TD

Cadet 15 364 24.3 34 0

Saunders 3 139 46.3 99 0

K. Robinson 1 28 28.0 28 0

Cooks 1 12 12.0 12 0

Lelito 1 0 0.0 0 0

Saints 21 543 25.9 99 0

Opponents 39 1029 26.4 43 0

## FIELD GOALS

1-19 20-29 30-39 40-49 50+

S. Graham: (31G, 50G) (27G) ( ) (41N, 30G) (30G,

29G, 44G) (27G, 48G, 36G) (31G, 29G, 37G)

( ) (40G) (31G) (20G, 34G) ( ) (37G, 42N) (51N,

25G) ( )

Opponents: (40G, 51G, 52G) (32G, 29G) (25G,

30G, 40G) (51G) (55G) (21G) (31G, 49G, 27G)

(31G) (45G, 35G) (22G, 42G) (31G, 55G) (49G,

31G, 54N, 47G) (37G, 41G) ( ) (44G, 50G, 32G)

(39G, 27G)

## 2014 NFC SOUTH STANDINGS

Saints Finish: 2nd Place

W L T Pct.

Carolina 7 8 1 .469

New Orleans 7 9 0 .438

Atlanta 6 10 0 .375

Tampa Bay 2 14 0 .125

PASSING	Att	Cmp	Yds	Cmp%	Yds/Att	TD	TD%	Int	Int%	Long	Sack/Lost	Rating
D. Brees	659	456	4952	69.2%	7.5	33	5.0%	17	2.6%	69t	29/186	97.0
T. Morstead	0	0	0	0.0%	0.0%	0	0.0%	0	0.0%	0	1/2	0.0
Saints	659	456	4952	69.2%	7.5	33	5.0%	17	2.6%	69t	30/188	97.0
Opponents	546	341	4207	62.5%	7.7	26	4.8%	12	2.2%	73t	34/188	93.0

# HISTORY

NEWORLEANS SAINTS.COM 451



# SAINTS STATISTICS

2016

RECORD: 7-9

FINISH: 3RD-NFC SOUTH

Date	W/L	Score	Opponent	Attendance	SCORING	TD	R	P	A	T	FG	S	TP	INTERCEPTIONS	NO.	Yds	AVG	LONG	TD			
9/11	L	34-35	Oakland	73,028	Lutz	0	0	0	0	49/50	28/34	0	133	Byrd	2	35	17.5	24	0			
9/18	L	13-16	at NY Giants	77,727	Ingram	10	6	4	0	0/0	0/0	0	64	Vaccaro	2	30	15.0	30	0			
9/26	L	32-45	Atlanta	73,003	Thomas	9	0	9	0	0/0	0/0	0	54	Moore	2	8	4.0	8	0			
10/2	W	35-34	at San Diego	60,641	Cooks	8	0	8	0	0/0	0/0	0	48	Robertson	1	29	29.0	29	0			
10/16	W	41-38	Carolina	73,138	Hightower	5	4	1	0	0/0	0/0	0	30	Webb	1	7	7.0	7	0			
10/23	L	21-27	at Kansas City	76,282	Kuhn	5	4	1	0	0/0	0/0	0	30	Stupar	1	0	0.0	0	0			
10/30	W	25-20	Seattle	73,188	Cadet	4	0	4	0	0/0	0/0	0	24	Saints	9	109	12.1	30	0			
11/6	W	41-23	at San Francisco	70,178	Fleener	4	1	3	0	0/0	0/0	0	24	Opponents	15	240	16.0	90t	2			
11/13	L	23-25	Denver	73,138	Snead IV	4	0	4	0	0/0	0/0	0	24									
11/17	L	20-23	at Carolina	73,288	Coleman	3	0	3	0	0/0	0/0	0	18	PUNTING	No.	Yds	Avg	Net	TB	In	Lg	B
11/27	W	49-21	Los Angeles	73,067	Brees	2	2	0	0	0/0	0/0	0	12	Morstead	57	2751	48.3	42.4	5	22	66	0
12/4	L	13-28	Detroit	73,137	Hill	1	0	1	0	0/0	0/0	0	6	Saints	57	2751	48.3	42.4	5	22	66	0
12/11	L	11-16	at Tampa Bay	62,140	Kruger	0	0	0	0	0/0	0/0	1	2	Opponents	56	2619	46.8	40.7	6	22	68	0
12/18	W	48-41	at Arizona	65,072	Saints	55	17	38	0	49/50	28/34	1	469									
12/24	W	31-24	Tampa Bay	73,177	Opponents	51	19	27	5	44/46	32/35	0	454	PUNT RET.	Ret	FC	Yds	Avg	Long	TD		
1/1	L	32-38	at Atlanta	70,835										Lewis	14	8	160	114	14	59	20	0

## TEAM STATISTICS

Total First Downs 395

Rushing 105

Passing 265

Penalty 25

3rd Down: Made/Att 107/220

3rd Down Pct. 48.6%

4th Down: Made/Att 13/15

4th Down Pct. 86.7%

POSSESSION AVG. 30:57

TOTAL NET YARDS 6816

Avg. Per Game 426.0

Total Plays 1105

Avg. Per Play 6.2

NET YARDS RUSHING 1742

Avg. Per Game 108.9

Total Rushes 404

NET YARDS PASSING 5074

Avg. Per Game 317.1

Sacked/Yards Lost 27/184

Gross Yards 5258

Attempts/Completions 674/472

Completion Pct. 70.0%

Had Intercepted 15

PUNTS/AVERAGE 57/48.3

NET PUNTING AVG. 42.4

PENALTIES/YARDS 107/969

FUMBLES/BALL LOST 17/9

TOUCHDOWNS 55

Rushing 17

Passing 38

Returns 0

SCORE BY PERIODS

Saints 89 135 88 157 0 469

Opponents 92 181 65 116 0 454

## OPP

353

91

230

32

84/194

43.3%

4/10

40.0%

29:03

6006

375.4

1008

6.0

1626

101.6

396

4380

317.1

30/213

4593

582/378

64.9%

9

56/46.8

40.7

104/881

17/12

51

19

27

5

Q1

Q2

Q3

Q4

OT

PTS

469

454

## SACKS:

Jordan 7.5, Fairley 6.5, Ellerbe 4.0,

Rankins 4.0, Kruger 1.5, Bell 1.0, Edehali 1.0, Mauli

1.0, Robertson 1.0, Stupar 1.0, Vaccaro 1.0, Tapp

0.5, Saints: 30.0, Opponents: 27.0

FUM/LOST: Brees 5/4, Fleener 2/0, Ingram 2/2,

Lewis 2/0, Snead 2/0, Thomas 2/2, Cooks 1/0, D.

Harris 1/1 Saints: 17/9

RUSHING

No

Yds

Avg

LG

TD

Ingram

205

1043

5.1

75t

6

Hightower

133

548

4.1

30

4

Kuhn

18

37

2.1

4

Lasco

11

32

2.9

6

0

Cooks

6

30

5.0

11

0

Brees

23

20

0.9

7

2

Cadet

4

19

4.8

16

0

Lewis

3

11

3.7

7

0

Fleener

1

2

2.0

2t

1

Saints

404

1742

4.3

75t

17

Opponents

396

1626

4.1

75t

19

Receiving

No.

Yds

Avg

Long

TD

Thomas

92

1137

12.4

46

9

Cooks

78

1173

15.0

98t

8

Snead IV

72

895

12.4

49

4

Fleener

50

631

12.6

50t

3

Ingram

46

319

6.9

22

4

Cadet

40

281

7.0

25

4

Coleman

26

281

10.8

38

3

Hightower

22

200

9.1

50t

1

Kuhn

16

70

4.4

11

1

Hill

15

149

9.9

35

1

Phillips

5

32

6.4

10

0

Lewis

7

# SAINTS STATISTICS

2017

RECORD: 11-5

FINISH: 1ST-NFC SOUTH

Date	W/L	Score	Opponent	Attendance	SCORING	TD	R	P	RT	PAT	FG	S	TP	INTERCEPTIONS	NO.	YDS	AVG	LONG	TD			
09/11	L	19-29	at Minnesota	66,606	Lutz	0	0	0	0	47/50	31/36	0	140	Lattimore	5	85	17.0	33	1			
09/17	L	20-36	New England	73,168	Kamara	14	8	5	1		0	86	0	M. Williams	4	12	3.0	12	0			
09/24	W	34-13	at Carolina	73,775	Ingram II	12	12	0	0		0	72	0	Vaccaro	3	41	13.7	30	0			
10/01	W	20-0	at Miami	84,423	Thomas	5	0	5	0		0	30	0	Robertson	2	20	10.0	20	0			
10/15	W	52-38	Detroit	73,117	Ginn	4	0	4	0		0	24	0	P. Williams	2	7	3.5	7	0			
10/22	W	26-17	at Green Bay	78,380	Coleman	3	0	3	0		0	18	0	Rankins	1	27	27.0	27	0			
10/29	W	20-12	Chicago	73,192	Brees	2	2	0	0		0	12	0	Banjo	1	0	0.0	0	0			
11/05	W	30-10	Tampa Bay	73,121	Fleener	2	0	2	0		0	12	0	Crawley	1	0	0.0	0	0			
11/12	W	47-10	at Buffalo	67,501	Edmunds	1	1	0	0		0	6	0	Jordan	1	0	0.0	0	1			
11/19	Wot	34-31	Washington	73,138	Hardee	1	0	0	1		0	6	0	Saints	20	192	9.6	33	2			
11/26	L	20-26	at L.A. Rams	62,006	J. Hill	1	0	1	0		0	6	0	Opponents	8	49	6.1	41	1			
12/03	W	31-21	Carolina	73,171	Hoomanawanui	1	0	1	0		0	6	0									
12/07	L	17-20	at Atlanta	72,866	Jordan	1	0	0	1		0	6	0	PUNTING	No.	Yds	Avg	Net	TB	In	Lg	B
12/17	W	31-19	New York Jets	73,181	Lattimore	1	0	0	1		0	6	0	Morstead	60	2822	47.0	42.2	2	26	68	0
12/24	W	23-13	Atlanta	73,188	Lewis	1	0	1	0		0	6	0	Saints	60	2822	47.0	42.2	2	26	68	0
12/31	L	24-31	at Tampa Bay	55,376	Line	1	0	1	0		0	6	0	Opponents	71	3186	44.9	41.0	3	25	61	1

TEAM STATISTICS	N.O.	OPP	Saints	51	23	5	47/50	31/36	0	448	PUNT RET.	Ret	FC	Yds	Avg	Long	TD	
Total First Downs	332	308	Opponents	36	11	22	3	30/33	26/31	0	326	Ginn	19	13	103	5.4	17	0
Rushing	111	92										Lewis	14	10	115	8.2	24	0
Passing	201	172	2-Pt. Conversions: Kamara, Saints: 1/1,									Snead	1	0	0	0.0	0	0
Penalty	20	44	Opponents: 1/3									Saints	34	23	218	6.4	24	0
3rd Down: Made/Att	73/194	87/122										Opponents	24	18	249	10.4	74t	1

3rd Down Pct.	37.6	41.0	<b>SACKS:</b> Jordan 13, Bell 4.5, Okafor 4.5, Kikaha 4.														
4th Down: Made/Att	12/15	4/12	Johnson 2.5, Hendrickson 2, Klein 2, Onyemata 2.									<b>KICKOFF RET.</b>	<b>No.</b>	<b>Yds</b>	<b>Avg</b>	<b>Long</b>	<b>TD</b>
4th Down Pct.	80.0	33.3	Rankins 2, Robertson 2, Vaccaro 1.5, Anzalone 1.									Lewis	13	307	23.6	39	0
<b>POSSESSION AVG.</b>	<b>31:04</b>	<b>28:56</b>	Bush 1, Saints: 42.0, Opponents: 20.0									Kamara	11	347	31.5	106t	1

POSSESSION AVG.	31:04	28:56	Bush 1, Saints: 42.0, Opponents: 20.0									Ginn	5	56	11.2	17	0
TOTAL NET YARDS	6259	5384										Edmunds	3	65	21.7	27	0
Avg. Per Game	391.2	336.5	FUM/LOST: Brees 5/0, Ingram II 3/3, Coleman 2/2.									Griffin	2	23	11.5	12	0
Total Plays	1000	1002	Ginn 2/0, J. Hill 2/2, Kamara 1/1, Lewis 1/1, Snead									Kuhn	1	9	9.0	9	0

Avg. Per Play	6.3	5.4	1/1, Unger 1/0, Vaccaro 1/0, Saints: 19/10									Snead	1	18	18.0	18	0
NET YARDS RUSHING	2070	1787										Saints	36	825	22.9	106t	1
Avg. Per Game	129.4	111.7	RUSHING	No	Yds	Avg	LG	TD				Opponents	32	788	24.6	46	0

Total Rushes	444	406	Ingram II	230	1124	4.9	72					FIELD GOALS	1-19	20-29	30-39	40-49	50+
NET YARDS PASSING	4189	3597	12									Lutz	0/0	10/10	4/5	13/16	4/5
Avg. Per Game	261.8	224.8	Kamara	120	728	6.1	74t	8				Saints	0/0	10/10	4/5	13/16	4/5

Sacked/Yards Lost	20/145	42/287	Peterson	27	81	3.0	11	0				Opponents	0/0	9/9	5/5	9/10	3/7
Gross Yards	4334	3884	Edmunds	9	48	5.3	41t	1				Lutz: (43G, 21G, 24G, 20G) (46G, 35G, 49N) (33G,					
Att./Completions	536/386	554/329	Ginn	10	39	3.9	15	0				50G, 56N) (41N, 43G, 45G) (41G) (28G, 44G) (45G,					

Completion Pct.	72.0	59.4	Line	7	28	4.0	9	0				49G) (40G, 43N) (23G, 53G) (52G, 29G, 42G, 28G)					
Had Intercepted	8	20	Lewis	2	14	7.0	8	0				50G, 21G) (38N, 31G) (34G) (23G) (40G, 29G,					
PUNTS/AVERAGE	60/47.0	71/44.9	Brees	33	12	0.4	7t	2				45G) (48G)					

NET PUNTING AVG.	60/42.2	71/41.0	Lutz	1	4	4.0	4	0				Opponents: (24G, 32G, 45G) (28G, 24G, 27G)					
PENALTIES/YARDS	105/962	108/850	Kuhn	1	2	2.0	2	0				(32G, 48G) () (41G, 56N) (59N, 46G) (27G, 48N,					
FUMBLES/BALL LOST	19/10	20/5	Daniel	3	-2	-7	0	0				44G) (50G, 54N) (37G) (38G) (50G, 63N, 46G, 49G,					

TOUCHDOWNS	51	36	J. Hill	1	-8	-8.0	-8	0				26G) () (28G, 52G) (29G, 26G) (37G, 48G) (42G)					
Rushing	23	11	Saints	444	2070	4.7	74t	23									
Passing	23	22	Opponents	406	1787	4.4	50	11									

Returns	5	3	Receiving	No.	Yds	Avg	Long	TD									
			Thomas	104	1245	12.0	43	5									
			Kamara	81	826	10.2	40	5									

			Ingram II	58	416	7.2	54	0									
			Ginn	53	787	14.8	54t	4									
			Coleman	23	364	15.8	54	3									

			Fleener	22	295	13.4	33	2									
			J. Hill	16	125	7.8	22	1									
			Lewis	10	116	11.6	52	1									

			Snead	8	92	11.5	26	0									
			Hoomanawanui	6	52	8.7	25	1									
			Line	2	8	4.0	5	1									

			Peterson	2	4	2.0	3	0									
			Griffin	1	4	4.0	4	0									
			Saints	386	4334	11.2	54t	23									

			Opponents	329	3884	11.8	53t	22									

PASSING	Att	Cmp	Yds	Cmp%	Yds/Att	TD	TD%	Int	Int%	Long	Sack/Lost	Rating
Brees	536	386	4334	72.0	8.09	23	4.3	8	1.5	54t	20/145	103.9
Saints	536	386	4334	72.0	8.09	23	4.3	8	1.5	54t	20/145	103.9
Opponents	554	329	3884	59.4	7.01	22	4.0	20	3.6	53t	42/287	79.0

OWNER

FOOTBALL

ADMINISTRATION

RECORDS

HISTORY



# SAINTS STATISTICS

## 2019

### RECORD: 13-3

### FINISH: 1ST-NFC SOUTH

Date	W/L	Score	Opponent	Attendance	SACKS:	KICKOFF RET.	No.	Yds	Avg	Long	TD
09/09	W	30-28	Houston	73,039	Jordan 15.5, Davenport 6, Hendrickson 4.5, Davis 4, Edwards 3, Onyemata 3, Klein 2.5, Brown 2,	Harris	24	644	26.8	51	0
09/15	L	9-27	at L.A.Rams	71,460	Rankins 2, Tuttle 2, Bell 1.5, Anzalone 1,	Ginn	1	0	0.0	0	0
09/22	W	33-27	at Seattle	69,005	Granderson 1, Robertson 1, P. Williams 1, TEAM 1	T. Hill	1	12	12.0	12	0
09/29	W	12-10	Dallas	73,086	Saints: 51.0, Opponents: 25.0	Vander Laan	1	8	8.0	8	0
10/06	W	31-24	Tampa Bay	73,029		Washington	1	12	12.0	12	0
10/13	W	13-6	at Jacksonville	64,341		Saints	28	676	24.1	51	0
10/20	W	36-25	at Chicago	62,306	FUM:LOST:	Opponents	21	566	27.0	102t	1
10/27	W	31-9	Arizona	73,064	Kamara 4/1, Harris 3/1, Bridgewater 1/0, Thomas 1/0						
11/10	L	9-26	Atlanta	73,283	Saints: 9/2						
11/17	W	34-17	at Tampa Bay	54,333		FIELD GOALS	1-19	20-29	30-39	40-49	50+
11/24	W	34-31	Carolina	73,068	RUSHING	Lutz	1/1	9/9	6/6	13/15	3/5
11/28	W	26-18	at Atlanta	71,993	No Yds Avg LG TD	Saints	1/1	9/9	6/6	13/15	3/5
12/08	L	46-48	San Francisco	73,038	Murray	Opponents	0/0	5/6	7/7	7/8	3/3
12/16	W	34-7	Indianapolis	73,053	T. Hill	Lutz:					
12/22	W	38-28	at Tennessee	66,756	Washington	(32G,56N,47G,58G)(34G,52G,42G)(40G,42G,					
12/29	W	42-10	at Carolina	72,203	Bridgewater	(19G,26G)(29G)(47G,21G)(39G,42N,52N,30G)					
					Harris	(47N,26G)(29G,47G,28G)(44G,26G)(41G,33G)					
					Line	(22G,47G,42G,45G)(55G,48G)(33G,26G)(47G)(J)					
					Ginn	Opponents:(1)(24G,22G)(1)(28G)(42G)(22G,32G)					
					Zenner	(46G)(31G,31G,50G)(37G,36G,48G,30G)(55G)					
					Brees	(41G,52G,28N)(42N,45G,43G)(41G,30G)(1)(23G)					
					Thomas						
					Saints						
					Opponents						

TEAM STATISTICS	N.O.	OPP	Line	Y	20	2.9	5	0	(22G,47G,42G,45G)(55G,48G)(33G,26G)(47G)I
Total First Downs	347	311	Ginn	3	18	6.0	12	0	
Rushing	97	71	Zenner	1	1	1.0	1	0	Opponents:)(24G,22G)(1)(28G)(42G)(22G,32G)
Passing	230	197	Brees	9	-4	-4	2	1	(46G)31G,31G,50G)(37G,36G,48G,30G)(55G)
Penalty	20	43	Thomas	1	-9	-9.0	-9	0	(41G,52G,28N)(42N,45G,44G)(41G,30G)(1)(23G)

3rd Down Pct/Att	42.2	34.8																																																																																																																																																																																																																																																																																																																																																																																																																																																																																																																																																																																																																																																																																																																																																																																																																																																																																																																																																																																																																																																																																																																																																																																																																																																																																																																																																																																																																	</
------------------	------	------	--	--	--	--	--	--	--	--	--	--	--	--	--	--	--	--	--	--	--	--	--	--	--	--	--	--	--	--	--	--	--	--	--	--	--	--	--	--	--	--	--	--	--	--	--	--	--	--	--	--	--	--	--	--	--	--	--	--	--	--	--	--	--	--	--	--	--	--	--	--	--	--	--	--	--	--	--	--	--	--	--	--	--	--	--	--	--	--	--	--	--	--	--	--	--	--	--	--	--	--	--	--	--	--	--	--	--	--	--	--	--	--	--	--	--	--	--	--	--	--	--	--	--	--	--	--	--	--	--	--	--	--	--	--	--	--	--	--	--	--	--	--	--	--	--	--	--	--	--	--	--	--	--	--	--	--	--	--	--	--	--	--	--	--	--	--	--	--	--	--	--	--	--	--	--	--	--	--	--	--	--	--	--	--	--	--	--	--	--	--	--	--	--	--	--	--	--	--	--	--	--	--	--	--	--	--	--	--	--	--	--	--	--	--	--	--	--	--	--	--	--	--	--	--	--	--	--	--	--	--	--	--	--	--	--	--	--	--	--	--	--	--	--	--	--	--	--	--	--	--	--	--	--	--	--	--	--	--	--	--	--	--	--	--	--	--	--	--	--	--	--	--	--	--	--	--	--	--	--	--	--	--	--	--	--	--	--	--	--	--	--	--	--	--	--	--	--	--	--	--	--	--	--	--	--	--	--	--	--	--	--	--	--	--	--	--	--	--	--	--	--	--	--	--	--	--	--	--	--	--	--	--	--	--	--	--	--	--	--	--	--	--	--	--	--	--	--	--	--	--	--	--	--	--	--	--	--	--	--	--	--	--	--	--	--	--	--	--	--	--	--	--	--	--	--	--	--	--	--	--	--	--	--	--	--	--	--	--	--	--	--	--	--	--	--	--	--	--	--	--	--	--	--	--	--	--	--	--	--	--	--	--	--	--	--	--	--	--	--	--	--	--	--	--	--	--	--	--	--	--	--	--	--	--	--	--	--	--	--	--	--	--	--	--	--	--	--	--	--	--	--	--	--	--	--	--	--	--	--	--	--	--	--	--	--	--	--	--	--	--	--	--	--	--	--	--	--	--	--	--	--	--	--	--	--	--	--	--	--	--	--	--	--	--	--	--	--	--	--	--	--	--	--	--	--	--	--	--	--	--	--	--	--	--	--	--	--	--	--	--	--	--	--	--	--	--	--	--	--	--	--	--	--	--	--	--	--	--	--	--	--	--	--	--	--	--	--	--	--	--	--	--	--	--	--	--	--	--	--	--	--	--	--	--	--	--	--	--	--	--	--	--	--	--	--	--	--	--	--	--	--	--	--	--	--	--	--	--	--	--	--	--	--	--	--	--	--	--	--	--	--	--	--	--	--	--	--	--	--	--	--	--	--	--	--	--	--	--	--	--	--	--	--	--	--	--	--	--	--	--	--	--	--	--	--	--	--	--	--	--	--	--	--	--	--	--	--	--	--	--	--	--	--	--	--	--	--	--	--	--	--	--	--	--	--	--	--	--	--	--	--	--	--	--	--	--	--	--	--	--	--	--	--	--	--	--	--	--	--	--	--	--	--	--	--	--	--	--	--	--	--	--	--	--	--	--	--	--	--	--	--	--	--	--	--	--	--	--	--	--	--	--	--	--	--	--	--	--	--	--	--	--	--	--	--	--	--	--	--	--	--	--	--	--	--	--	--	--	--	--	--	--	--	--	--	--	--	--	--	--	--	--	--	--	--	--	--	--	--	--	--	--	--	--	--	--	--	--	--	--	--	--	--	--	--	--	--	--	--	--	--	--	--	--	--	--	--	--	--	--	--	--	--	--	--	--	--	--	--	--	--	--	--	--	--	--	--	--	--	--	--	--	--	--	--	--	--	--	--	--	--	--	--	--	--	--	--	--	--	--	--	--	--	--	--	--	--	--	--	--	--	--	--	--	--	--	--	--	--	--	--	--	--	--	--	--	--	--	--	--	--	--	--	--	--	--	--	--	--	--	--	--	--	--	--	--	--	--	--	--	--	--	--	--	--	--	--	--	--	--	--	--	--	--	--	--	--	--	--	--	--	--	--	--	--	--	--	--	--	--	--	--	--	--	--	--	--	--	--	--	--	--	--	--	--	--	--	--	--	--	--	--	--	--	--	--	--	--	--	--	--	--	--	--	--	--	--	--	--	--	--	--	--	--	--	--	--	--	--	--	--	--	--	--	--	--	--	--	--	--	--	--	--	--	--	--	--	--	--	--	--	--	--	--	--	--	--	--	--	--	--	--	--	--	--	--	--	--	--	--	--	--	--	--	--	--	--	--	--	--	--	--	--	--	--	--	--	--	--	--	--	--	--	--	--	--	--	--	--	--	--	--	--	--	--	--	--	--	--	--	--	--	--	--	--	--	--	--	--	--	--	--	--	--	--	--	--	--	--	--	--	--	--	--	--	--	--	--	--	--	--	--	--	--	--	--	--	--	--	--	--	--	--	--	--	--	--	--	--	--	--	--	--	--	--	--	--	--	--	--	--	--	--	--	--	--	--	--	--	--	--	--	--	--	--	--	--	--	--	--	--	--	--	--	--	--	--	--	--	--	--	--	--	--	--	--	--	--	--	--	--	--	--	--	--	--	--	--	--	--	--	--	--	--	--	--	--	--	--	--	--	--	--	--	--	--	--	--	--	--	--	--	--	--	--	--	--	--	--	--	--	--	--	--	--	--	--	--	--	--	--	--	--	--	--	--	--	--	--	--	--	--	--	--	--	--	--	--	--	--	--	--	--	--	--	--	--	--	--	--	--	--	--	--	--	--	--	--	--	--	--	--	--	--	--	--	--	--	--	--	--	--	--	--	--	--	--	--	--	--	--	--	--	--	--	--	--	--	--	--	--	--	--	--	--	--	--	--	--	--	--	--	--	--	--	--	--	--	--	--	--	--	--	--	--	--	--	--	--	--	--	--	--	--	--	--	--	--	--	--	--	--	--	--	--	--	--	--	--	--	--	--	--	--	--	--	--	--	--	--	--	--	--	--	--	--	--	--	--	--	--	--	--	--	--	--	--	--	--	--	--	--	--	--	--	--	--	--	--	--	----

SCORE BY PERIODS	Q1	Q2	Q3	Q4	OT	PTS
Saints	89	140	130	99	0	458
OPPONENTS	60	88	81	112	0	341

SCORING	TD	Ru	Pa	Rt	PAT	FG	S	TP
Lutz	0	0	0	0	48/49	32/36	0	144
Cook	9	0	9	0	0	54	0	54
Thomas	9	0	9	0	0	54	0	54
T. Hill	7	1	6	0	0	42	0	42
Kamara	6	5	1	0	0	36	0	36
Murray	6	5	1	0	0	36	0	36
T. Smith	5	0	5	0	0	30	0	30
J. Hill	3	0	3	0	0	18	0	18
Ginn	2	0	2	0	0	12	0	12
Bell	1	0	0	1	0	6	0	6
Brees	1	1	0	0	0	6	0	6
Harris	1	0	0	1	0	6	0	6
Klein	1	0	0	1	0	6	0	6
M. Williams	1	0	0	1	0	6	0	6
Saints	52	12	36	4	48/49	32/36	1	458
Opponents	40	12	27	1	33/36	22/24	0	341

2-Pt. Conversions:	Saints: 0/3, Opponents: 1/3
--------------------	-----------------------------

PASSING	Att	Cmp	Yds	Cmp%	Yds/Att	TD	TD%	Int	Int%	Long	Sack/Lost	Rating
Brees	378	281	2979	74.3	7.88	27	7.1	4	1.1	61t	12/89	116.3
Bridgewater	196	133	1384	67.9	7.06	9	4.6	2	1.0	45	12/89	99.1
T. Hill	6	3	55	50.0	9.17	0	0.0	0	0.0	20	1/9	81.9
Kamara	1	1	13	100.0	13.00	0	0.0	0	0.0	13	0/0	118.8
Saints	581	418	4431	71.9	7.63	36	6.2	6	1.0	61t	25/187	110.2
Opponents	603	371	4201	61.5	6.97	27	4.5	13	2.2	75t	51/333	88.3

OWNER

FOOTBALL

ADMINISTRATION

RECORDS

HISTORY

# POSTSEASON GAME SUMMARIES

## MINNESOTA VIKINGS - 44    SAINTS - 10

### NFC Wild Card Playoff (Jan. 3, 1988) - Louisiana Superdome (68,127)

The Vikings spoiled the Saints' playoff debut by racing out to a 21-point lead at halftime and never looking back in an NFC Wild Card Playoff game in the Superdome. New Orleans struck first when QB **Bobby Hebert** found WR **Eric Martin** for a ten-yard TD pass early in the first quarter, but the Vikings answered with 24 consecutive points. The Saints scored their final points on a 40-yard FG by K **Morten Andersen** late in the first half. A "Hail Mary" TD pass from QB **Wade Wilson** to WR **Hassan Jones** as the second quarter ended pushed the Vikings lead to 31-10. The Saints were held without a rushing first down in the contest while only moving the chains nine times. Minnesota controlled the ball for over 41 minutes, posting 28 first downs and rushing for 210 yards in the victory.

Minnesota Vikings		10	21	3	10	44
New Orleans Saints		7	3	0	0	10
Team	Q	Time	Play Description (Extra Point) (Drive Info)			
NO	1	13:37	Martin 10 pass from Hebert (Andersen kick) (2-11, 0:44)			
MIN	1	8:01	Nelson 42 FG (4-2, 2:05)			
MIN	1	3:07	Carter 84 punt return (Nelson kick)			
MIN	2	11:41	Jordan 5 pass from Wilson (Nelson kick) (10-65, 4:21)			
MIN	2	6:10	Carter 10 pass from Rice (Nelson kick) (7-54, 3:08)			
NO	2	3:06	Andersen 40 FG (8-40, 3:04)			
MIN	2	0:00	Jones 44 pass from Wilson (Nelson kick) (3-35, 0:35)			
MIN	3	1:15	Nelson 32 FG (11-68, 3:10)			
MIN	4	7:14	Nelson 19 FG (13-54, 8:27)			
MIN	4	1:46	Dozier 8 run (Nelson kick) (10-60, 4:20)			

	MIN	NO
Total First Downs	28	9
Total Net Yards	417	149
Rushes-Yards	50-210	14-53
Net Yards Passing	207	96
Passing (A-C-I)	30-17-0	31-11-4
Sacked-Yards	6-42	2-8
Punts-Average	3-32	6-44.2
Fumbles-Lost	4-2	0-0
Penalties-Yards Lost	6-64	3-2
Time of Possession	41:18	18:42

#### RUSHING

MIN: D. Nelson 17-73; Andersen 7-49; Dozier 8-45, 1 TD; Fenney 7-20; Rice 4-10; Kramer 2-5; W. Wilson 2-5; Gannon 3-3  
NO: Hilliard 8-39; Mayes 3-11; Hebert 2-2; Jordan 1-1

#### PASSING

MIN: Wilson 20-11-0, 189 yards, 2 TDs; Kramer 9-5-0, 50 yards; Rice 1-1-0, 10 yards, 1 TD  
NO: Hebert 19-9-2, 84 yards, 1 TD; Wilson 12-2-2, 20 yards

#### RECEIVING

MIN: Carter 6-79, 1 TD; D. Nelson 2-56; Lewis 2-27; Jordan 2-17, 1 TD; Rice 2-17; Jones 1-44, 1 TD; Gustafson 1-12; Anderson 1-(-3)  
NO: Brenner 2-33; Hill 2-15; Hilliard 2-15; Pattison 2-18; Tice 2-13; Martin 1-10, 1 TD

## CHICAGO BEARS - 16    SAINTS - 6

### NFC Wild Card Playoff (Jan. 6, 1991) - Soldier Field (60,767)

In a clash between two of the NFL's top defenses, the Bears jumped ahead 10-0 and held off the Saints in an NFC Wild Card Playoff game at Soldier Field. The Bears went up 3-0 on a K **Kevin Butler** 33-yard FG after an interception. Chicago surged ahead by 10 points when QB **Mike Tomczak** connected with TE **James Thornton** on an 18-yard scoring pass. K **Morten Andersen** got the Saints on the scoreboard with a 47-yard FG with 1:38 remaining in the half. An offside call on New Orleans nullified a 61-yard return of a blocked Bears FG attempt in the third quarter. Chicago took advantage on the reprieve, driving to set up a 22-yard field goal to give the Bears a 13-3 advantage midway through the third quarter. The teams traded FGs in the final quarter, with Andersen drilling a 38-yard kick and Butler connecting from 21 yards out to produce the winning margin. Chicago RB **Neal Anderson** rushed 27 times for 102 yards and hauled in four passes for 42 yards as the Bears rolled up 365 total yards to the Saints' 193 yards of offense.

New Orleans Saints		0	3	0	3	6
Chicago Bears		3	7	0	3	16
Team	Q	Time	Play Description (Extra Point) (Drive Info)			
CHI	1	10:06	Butler 19 FG (6-32, 3:22)			
CHI	2	13:08	Thornton 18 pass from Tomczak (Butler kick) (6-62, 4:07)			
NO	2	1:38	Andersen 47 FG (6-18, 2:09)			
CHI	3	7:29	Butler 22 FG (16-60, 8:31)			
NO	4	12:26	Andersen 38 FG (6-61, 4:55)			
CHI	4	6:02	Butler 21 FG (9-68, 6:24)			

	NO	CHI
Total First Downs	11	18
Total Net Yards	193	365
Rushes-Yards	18-65	43-189
Net Yards Passing	128	176
Passing (A-C-I)	34-11-3	26-13-0
Sacked-Yards Lost	2-25	2-12
Punts-Average	3-30	2-27.5
Fumbles-Lost	1-0	2-1
Penalties-Yards Lost	2-10	7-57
Time of Possession	22:29	37:31

#### RUSHING

NO: Fenerty 8-29; Fourcade 2-13; Hilliard 4-13; Heyward 4-10  
CHI: Anderson 27-102; Muster 12-71; Green 2-8; Tomczak 2-8

#### PASSING

NO: Walsh 16-6-1, 74 yards; Fourcade 18-5-2, 79 yards  
CHI: Tomczak 25-12-0, 166 yards, 1 TD; Anderson 1-1-0, 22 yards

#### RECEIVING

NO: Fenerty 4-22; Martin 2-47; Scales 1-31; Tice 1-19; Brenner 1-17; Perriman 1-11; Turner 1-6  
CHI: Anderson 4-42; Thornton 2-43, 1 TD; Gentry 2-41; Morris 2-28; Muster 2-21; Davis 1-13



# POSTSEASON GAME SUMMARIES

## ATLANTA FALCONS · 27    SAINTS · 20

### NFC Wild Card Playoff (Dec. 28, 1991) - Louisiana Superdome (68,794)

Atlanta posted 10 unanswered points in the last 7:43 of the final quarter – including a 61-yard TD grab by WR **Michael Haynes** – to defeat the Saints, 27-20, in a Wild Card clash between division rivals. A TD pass from QB **Bobby Hebert** to WR **Floyd Turner** gave New Orleans a 7-0 advantage and **K Morten Andersen** increased the lead with a 45-yard FG. The Falcons got on the board when QB **Chris Miller** found WR **Andre Rison** for a 24-yard TD pass in the second quarter. K **Norm Johnson's** 44-yard FG with 0:37 left in the first half tied the score, but the Saints responded with a 35-yard FG by Andersen for a 13-10 advantage at halftime. Atlanta surged ahead with a TD early in the third quarter, but the Saints came back with RB **Dalton Hiliard's** one-yard TD plunge. A 36-yard FG by Johnson tied it up, and Haynes' long TD with 2:41 left provided the winning margin. Hebert was intercepted with 1:10 left at the Atlanta 35.

Atlanta Falcons		0	10	7	10	27
New Orleans Saints		7	6	0	7	20
Team	Q Time	Play Description (Extra Point) (Drive Info)				V-H
NO	1 8:57	Turner 26 pass from Hebert (Andersen kick) (11-78, 6:03)				0-7
NO	2 11:37	Andersen 45 FG (6-24, 3:19)				0-10
ATL	2 5:28	Rison 24 pass from Miller (Johnson kick) (11-80, 6:11)				7-10
ATL	2 0:37	Johnson 44 FG (10-37, 2:13)				10-10
NO	2 0:00	Andersen 35 FG (4-41, 0:37)				10-13
ATL	3 9:59	Haynes 20 pass from Miller (Johnson kick) (9-84, 5:01)				17-13
NO	4 14:10	Hiliard 1 run (Andersen kick) (19-80, 10:49)				17-20
ATL	4 7:43	Johnson 36 FG (11-45, 6:27)				20-20
ATL	4 2:41	Haynes 61 pass from Miller (Johnson kick) (5-80, 1:53)				27-20

	ATL	NO
Total First Downs	20	23
Total Net Yards	334	330
Rushes-Yards	22-79	22-65
Net Yards Passing	255	265
Passing (A-C-I)	30-18-1	44-26-2
Sacked-Yards	5-36	1-8
Punts-Average	1-42	3-54
Fumbles-Lost	3-1	2-1
Penalties-Yards Lost	6-48	5-49
Time of Possession	26:52	33:08

**RUSHING**  
ATL: Rozier 7-35; Pegram 11-26;  
Miller 4-18  
NO: McAfee 14-49; Hebert 1-9; Hiliard  
4-5, 1 TD; Jordan 3-2

**PASSING**  
ATL: Miller 30-18-1, 291 yards, 3 TDs  
NO: Hebert 44-26-2, 273 yards, 1 TD

**RECEIVING**  
ATL: Haynes 6-144, 2 TDs; Pritchard  
5-63; Rison 4-56, 1 TD; Thomas 1-19;  
Pegram 1-5; Dixon 1-4  
NO: Martin 7-83; Turner 5-75, 1 TD; Early  
5-41; Hiliard 5-33; Carroll 2-23; Tice 1-13;  
Jordan 1-5

## PHILADELPHIA EAGLES · 36    SAINTS · 20

### NFC Wild Card Playoff (Jan. 3, 1993) - Louisiana Superdome (68,893)

The Philadelphia Eagles rallied from a 20-7 deficit to defeat the Saints, 36-20, in an NFC Wild Card Playoff game at the Superdome. The Saints took a 7-0 lead in the first quarter when **Craig Heyward** scored on a one-yard run. The Eagles tied the game on a 57-yard TD pass but the Saints got a 17-7 halftime lead on a **Bobby Hebert** scoring pass and a 35-yard FG by **K Morten Andersen**. Andersen drilled another FG in the third quarter, but Philadelphia pulled to 20-10 on a **Roger Ruzek** 40-yard FG. The Eagles grabbed a 24-20 lead with TDs on their first two possessions of the fourth quarter and Hebert was sacked for a safety by DE **Reggie White**. Ruzek booted a 39-yard FG and CB **Eric Allen** returned an INT for another score in the final minutes.

Philadelphia Eagles		7	0	3	26	36
New Orleans Saints		7	10	3	0	20
Team	Q Time	Play Description (Extra Point) (Drive Info)				V-H
NO	1 9:20	Heyward 1 run (Andersen kick) (8-73, 5:40)				0-7
PHI	1 3:22	Barnett 57 pass from Cunningham (Ruzek kick) (4-80, 2:15)				7-7
NO	2 8:18	Andersen 35 FG (13-71, 7:07)				7-10
NO	2 4:14	Early 7 pass from Hebert (Andersen kick) (4-53, 2:25)				7-17
NO	3 6:28	Andersen 42 FG (5-44, 3:25)				7-20
PHI	3 1:01	Ruzek 40 FG (9-39, 4:05)				10-20
PHI	4 10:37	Barnett 35 pass from Cunningham (Ruzek kick) (9-64, 4:08)				17-20
PHI	4 6:48	Sherman 6 run (Ruzek kick) (5-26, 3:27)				24-20
PHI	4 5:36	Hebert sacked by White for a safety				26-20
PHI	4 2:36	Ruzek 39 FG (7-40, 3:00)				29-20
PHI	4 2:17	Allen 18 interception return (Ruzek kick)				36-20

	PHI	NO
Total First Downs	19	20
Total Net Yards	349	360
Rushes-Yards	28-136	20-76
Net Yards Passing	213	284
Passing (A-C-I)	35-19-0	39-23-3
Sacked-Yards	1-6	1-7
Punts-Average	5-51.2	3-45.3
Fumbles-Lost	1-1	1-1
Penalties-Yards Lost	4-37	4-35
Time of Possession	31:25	28:35

**RUSHING**  
PHI: Sherman 21-105, 1 TD; Cunningham  
2-19; Walker 5-12  
NO: Dunbar 4-28; Heyward 10-23, 1 TD;  
Hebert 3-18; Hiliard 3-7

**PASSING**  
PHI: Cunningham 35-19-0, 219 yards,  
2 TDs  
NO: Hebert 39-23-3, 291 yards, 1 TD

**RECEIVING**  
PHI: Byars 6-37; Barnett 4-102, 2 TDs;  
Williams 4-36; Sherman 3-29; Green  
1-14; Walker 1-1  
NO: Early 7-93, 1 TD; Martin 5-64;  
Dunbar 4-49; Heyward 3-45; Brenner  
2-24; Hiliard 1-10; Small 1-6

OWNER

FOOTBALL

ADMINISTRATION

RECORDS

HISTORY

# POSTSEASON GAME SUMMARIES

## SAINTS - 31 ST. LOUIS RAMS - 28

### NFC Wild Card Playoff (Dec. 30, 2000) - Louisiana Superdome (64,900)

The Saints earned the first playoff win in franchise history by jumping ahead to a commanding lead early by scoring 31 unanswered points and weathering a late St. Louis rally at the Superdome. After a St. Louis TD in the first quarter, the Saints scored on five of their next nine possessions. QB **Aaron Brooks** found WR **Robert Wilson** for a 12-yard TD pass and K **Doug Brien** hit a 33-yard FG for a 10-7 lead. Brooks then connected with WR **Willie Jackson** on TD passes of 10, 49 and 16 yards for a 31-7 lead with 11:57 left. The Rams mounted a comeback as QB **Kurt Warner** threw two TD passes and ran for another TD to pull St. Louis within three points. The Saints were forced to punt with 1:51 remaining, but the return was muffed by WR **Az-Zahir Hakim**. FB **Brian Milne** recovered the loose ball to seal the win. Jackson tied an NFL Playoff record with three TD catches as part of a six-catch, 142-yard day.

St. Louis Rams		7	0	0	21	28
New Orleans Saints		0	10	7	14	31
Team	Q	Time	Play Description (Extra Point) (Drive Info)			V-H
STL	1	5:58	Bruce 17 pass from Warner (Wilkins kick) (11-68, 6:55)			7-0
NO	2	14:56	Wilson 12 pass from Brooks (Brien kick) (11-70, 6:02)			7-7
NO	2	1:30	Brien 33 FG (4-5, 0:51)			7-10
NO	3	8:40	Jackson 10 pass from Brooks (Brien kick) (7-45, 3:23)			7-17
NO	4	13:22	Jackson 49 pass from Brooks (Brien kick) (5-74, 2:55)			7-24
NO	4	11:57	Jackson 16 pass from Brooks (Brien kick) (1-16, 0:05)			7-31
STL	4	9:36	Proehl 17 pass from Warner (run failed) (4-80, 2:21)			13-31
STL	4	3:52	Faulk 25 pass from Warner (Wilkins kick) (3-62, 0:48)			20-31
STL	4	2:36	Warner 5 run (Faulk pass from Warner) (5-47, 1:07)			28-31

	STL	NO
Total First Downs	17	17
Total Net Yards	384	301
Rushes-Yards	16-34	32-50
Net Yards Passing	350	251
Passing (A-C-I)	40-24-3	29-16-1
Sacked-Yards	2-7	6-12
Punts-Average	5-43.0	6-41.0
Fumbles-Lost	3-2	4-1
Penalties-Yards Lost	9-60	5-40
Time of Possession	28:29	31:31

RUSHING		PASSING		RECEIVING	
STL: Faulk 14-24; Warner 1-5, 1 TD; Watson 1-5		STL: Warner 40-24-3, 365 yards, 3 TDs		STL: Bruce 7-127, 1 TD; Faulk 7-99, 1 TD; Proehl 3-46, 1 TD; Williams 3-25; Hakim 2-42; Holt 2-26	
NO: Brooks 10-26; Allen 16-21; Morton 2-5; Moore 3-1; Jackson 1-(-3)		NO: Brooks 29-16-1, 266 yards, 4 TDs		NO: Jackson 6-142, 3 TDs; Wilson 3-41, 1 TD; Reed 3-27; Morton 2-34; A. Glover 1-16; Allen 1-6	

## MINNESOTA VIKINGS - 34 SAINTS - 16

### NFC Divisional Playoff (Jan. 6, 2001) - Metrodome (63,881)

The Vikings raced out to a 21-point lead on the way to a 34-16 victory in the NFC Divisional Playoff game at the Metrodome. Minnesota QB **Daunte Culpepper** found WR **Randy Moss** for a 53-yard TD pass on the Vikings' opening series. The Saints pulled to 7-3, but Vikings K **Gary Anderson** hit a 24-yard FG and Culpepper connected with WR **Cris Carter** for a 17-yard TD to give Minnesota a 17-3 lead at halftime. The Vikings opened the second half with a 68-yard TD pass from Culpepper to Moss. The Saints added a TD pass from QB **Aaron Brooks** to TE **Dave Stachelski** to pull to 24-10, but the Vikings' Anderson hit a 44-yard FG and RB **Robert Smith** scored on a two-yard run for a 34-10 margin. New Orleans scored the game's final points as Brooks found WR **Willie Jackson** for a 48-yard TD pass with 2:19 left. Saints RB **Chad Morton** caught a then-NFL postseason record-tying 13 passes for 106 yards and Jackson added nine grabs for 125 yards.

New Orleans Saints		3	0	7	6	16
Minnesota Vikings		10	7	10	7	34
Team	Q	Time	Play Description (Extra Point) (Drive Info)			V-H
MIN	1	11:57	Moss 53 pass from Culpepper (Anderson kick) (3-64, 1:20)			0-7
NO	1	7:46	Brien 33 FG (10-65, 4:11)			3-7
MIN	1	1:36	Anderson 24 FG (12-67, 6:10)			3-10
MIN	2	1:29	Carter 17 pass from Culpepper (Anderson kick) (7-73, 3:40)			3-17
MIN	3	13:33	Moss 68 pass from Culpepper (Anderson kick) (3-77, 1:27)			3-24
NO	3	9:33	Stachelski 2 pass from Brooks (Brien kick) (8-83, 4:00)			10-24
MIN	3	4:31	Anderson 44 FG (10-50, 5:02)			10-27
MIN	4	10:46	Smith 2 run (Anderson kick) (8-29, 4:32)			10-34
NO	4	2:19	Jackson 48 pass from Brooks (pass failed) (3-66, 0:58)			16-34

	NO	MIN
Total First Downs	19	18
Total Net Yards	355	429
Rushes-Yards	17-69	32-127
Net Yards Passing	286	302
Passing (A-C-I)	48-30-2	31-17-0
Sacked-Yards	2-9	6-0
Punts-Average	5-39.0	5-45.0
Fumbles-Lost	0-0	1-0
Penalties-Yards Lost	7-40	5-60
Time of Possession	27:49	32:11

RUSHING		PASSING		RECEIVING	
NO: Brooks 5-29; Morton 5-25; Williams 6-14; Allen 1-1		NO: Brooks 48-30-2, 295 yards, 2 TDs		NO: Morton 13-106; Jackson 9-125, 1 TD; Reed 2-29; Poole 2-12; Wilson 1-14; A. Glover 1-5; Stachelski 1-2, 1 TD	
MIN: Smith 25-74, 1 TD; Culpepper 4-51; Morrow 3-2		MIN: Culpepper 31-17-0, 302 yards, 3 TDs		MIN: Carter 8-120, 1 TD; Moss 2-121, 2 TDs; Smith 2-25; Kleinsasser 2-18; Walters 1-7; Jordan 1-6; McWilliams 1-5	

# POSTSEASON GAME SUMMARIES

## SAINTS - 27    PHILADELPHIA EAGLES - 24

### NFC Divisional Playoff (Jan. 13, 2007) - Louisiana Superdome (70,001)

RB **Deuce McAllister** set a team playoff record with 143 rushing yards in leading the Saints to a come-from-behind victory over Philadelphia in the NFC Divisional Playoffs. McAllister, making his first NFL postseason appearance, rushed for one touchdown and caught another. New Orleans took the early lead after a pair of field goals, but Philadelphia struck on a 75-yard touchdown pass in the second quarter. The Saints responded with a lengthy drive capped by a four-yard TD burst by RB **Reggie Bush**, but the Eagles took a lead into halftime after an 80-yard touchdown drive. Philadelphia RB **Brian Westbrook** shook loose for a 65-yard touchdown run to open the second half, giving the Eagles a 21-13 advantage. But McAllister put the Saints ahead by capping the next two drives with a five-yard scoring run and an 11-yard TD reception. Philadelphia would add a field goal in the final quarter, but the Saints forced a punt on the Eagles' final possession, and the offense picked up a key first down to run out the clock and preserve the victory.

Philadelphia Eagles		0	14	7	3	24
New Orleans Saints		3	10	14	0	27
Team	Q Time	Play Description (Extra Point) (Drive Info)				V-H
NO	1 9:24	Carney 33 FG (5-35, 2:05)				0-3
NO	2 14:46	Carney 23 FG (6-59, 1:33)				0-6
PHI	2 13:38	Stallworth 75 pass from Garcia (Akers kick) (3-76, 1:08)				7-6
NO	2 5:19	Bush 4 run (Carney kick) (14-78, 8:19)				7-13
PHI	2 0:50	Westbrook 1 run (Akers kick) (11-80, 4:29)				14-13
PHI	3 13:25	Westbrook 62 run (Akers kick) (3-80, 1:35)				21-13
NO	3 9:36	McAllister 5 run (Carney kick) (7-63, 3:49)				21-20
NO	3 1:05	McAllister 11 pass from Brees (Carney kick) (9-84, 6:21)				21-27
PHI	4 11:08	Akers 24 FG (9-64, 4:57)				24-27

	PHI	NO
Total First Downs	14	27
Total Net Yards	365	435
Rushes-Yards	20-123	37-208
Net Yards Passing	232	227
Passing (A-C-I)	30-15-0	32-20-0
Sacked-Yards	1-8	3-16
Punts-Average	6-38.5	3-40.3
Fumbles-Lost	1-0	2-1
Penalties-Yards Lost	6-39	3-35
Time of Possession	24:36	35:24

RUSHING		PASSING		RECEIVING	
PHI: Westbrook 13-116, 2 TDs; Garcia 4-9; Buckhalter 3(-2)		PHI: Garcia 30-15-0, 240 yards, 1 TD		PHI: Stallworth 3-100, 1 TD; Brown 3-76; Westbrook 3-5; Smith 2-23; Baskett 1-25; Buckhalter 1-8; Schobel 1-5; Tapeh 1-2	
NO: McAllister 21-143, 1 TD; Bush 12-52, 1 TD; Weatherford 1-15; Brees 3(-2)		NO: Brees 32-20-0, 243 yards, 1 TD		NO: Colston 5-55; Miller 4-64; McAllister 4-20, 1 TD; Bush 3-22; Henderson 1-35; Campbell 1-23; Owens 1-21; Copper 1-3	

## CHICAGO BEARS - 39    SAINTS - 14

### NFC Conference Championship (Jan. 21, 2007) - Soldier Field (61,817)

In the club's first appearance in the NFC Championship Game, after trailing 16-0 the Saints sliced the Bears' lead to two points and were behind by only four early in the fourth quarter, but four turnovers proved too difficult to overcome. A fumble led to Chicago's first field goal late in the first quarter, and another fumble on the ensuing kickoff added another three-pointer for the Bears a few minutes later. Chicago would drive for a field goal in the second quarter to go ahead 9-0 and march for a TD on its next drive to take a 16-0 lead. The Saints would get on the scoreboard when WR **Marques Colston** hauled in a 13-yard touchdown with 51 seconds remaining in the first half. Chicago's lead shrunk to 16-14 when RB **Reggie Bush** scored on an 88-yard TD early in the second half. But QB **Drew Brees** was flagged for intentional grounding in the end zone for a safety later in the third quarter, and the Bears wore down the Saints in the fourth quarter following a pair of New Orleans turnovers and after the Saints failed to convert on two fourth-down attempts.

New Orleans Saints		0	7	7	0	14
Chicago Bears		3	13	2	21	39
Team	Q Time	Play Description (Extra Point) (Drive Info)				V-H
CHI	1 0:41	Gould 19 FG (11-35, 4:44)				0-3
CHI	2 13:40	Gould 43 FG (4-5, 1:53)				0-6
CHI	2 8:52	Gould 24 FG (8-43, 3:25)				0-9
CHI	2 1:56	Jones 2 run (Gould kick) (8-69, 3:55)				0-16
NO	2 0:46	Colston 13 pass from Brees (Carney kick) (8-73, 1:10)				7-16
NO	3 12:20	Bush 88 pass from Brees (Carney kick) (2-93, 0:53)				14-16
CHI	3 5:27	Penalty on Brees enforced in end zone for a Safety				14-18
CHI	4 14:23	Berrian 33 pass from Grossman (Gould kick) (5-85, 2:24)				14-25
CHI	4 11:37	Benson 12 run (Gould kick) (4-26, 2:04)				14-32
CHI	4 4:19	Jones 15 run (Gould kick) (5-30, 3:02)				14-39

	NO	CHI
Total First Downs	15	18
Total Net Yards	375	340
Rushes-Yards	12-56	46-196
Net Yards Passing	319	144
Passing (A-C-I)	49-27-1	26-11-0
Sacked-Yards	3-35	0-0
Punts-Average	5-38.5	7-47.4
Fumbles-Lost	4-3	1-0
Penalties-Yards Lost	7-47	1-5
Time of Possession	27:45	35:15

RUSHING		PASSING		RECEIVING	
NO: Bush 4-19; McAllister 6-18; Karney 1-11; Brees 1-8		NO: Brees 49-27-1, 354 yards, 2 TDs		NO: Bush 7-132, 1 TD; Colston 5-63, 1 TD;	
CHI: Jones 19-123, 2 TDs; Benson 24-60, 1 TD; Davis 1-16		CHI: Grossman 26-11-0, 144 yards, 1 TD		Miller 4-31; Copper 3-29; McAllister 3-27; Henderson 2-57; Campbell 2-6; Karney 1-9	
				CHI: Berrian 5-85; 1 TD; McKie 3-6; Clark 1-30; Muhammad 1-20; Gilmore 1-3	

OWNER

FOOTBALL

ADMINISTRATION

RECORDS

HISTORY

# POSTSEASON GAME SUMMARIES

## SAINTS - 45 ARIZONA CARDINALS - 14

### NFC Divisional Playoff (Jan. 16, 2010) - Louisiana Superdome (70,149)

The Saints punched a ticket to their second NFC Championship appearance in four years by throttling the Cardinals. New Orleans survived a 70-yard rushing score by Arizona on the first play of the game to score three straight first quarter touchdowns, including runs by RBs **Lynell Hamilton** and **Reggie Bush** and a 17-yard TD pass from QB **Drew Brees** to TE **Jeremy Shockey**. After Arizona RB **Beanie Wells** closed the score to 21-14 with a second quarter four-yard TD run, the Saints ran up 24 more unanswered points, punctuated by an 83-yard punt return for a score by Bush. After giving up the initial touchdown run, the Saints defense would only allow 31 more yards on the ground and forced two turnovers. The Saints controlled the ball for over 36 minutes and rolled up 27 first downs and 418 yards in the win.

Arizona Cardinals		7	7	0	0	14
New Orleans Saints		21	14	10	0	45
Team	Q	Time	Play Description (Extra Point) (Drive Info)			V-H
ARZ	1	14:41	Hightower 70 run (Rackers kick) (1-70, 0:19)			7-0
NO	1	9:17	Hamilton 1 run (Hartley kick) (10-72, 5:24)			7-7
NO	1	7:02	Shockey 17 pass from Brees (Hartley kick) (4-37, 1:58)			7-14
NO	1	2:31	Bush 46 run (Hartley kick) (5-77, 2:54)			7-21
ARZ	2	9:40	Wells 4 run (Rackers kick) (9-80, 5:07)			14-21
NO	2	6:48	Henderson 44 pass from Brees (Hartley kick) (6-83, 2:52)			14-28
NO	2	1:10	Colston 2 pass from Brees (Hartley kick) (8-27, 4:38)			14-35
NO	3	8:26	Hartley 43 FG (6-39, 2:10)			14-38
NO	3	6:42	Bush 83 punt return (Hartley kick)			14-45

	ARZ	NO
Total First Downs	15	27
Total Net Yards	359	418
Rushes-Yards	15-101	34-171
Net Yards Passing	258	247
Passing (A-C-I)	36-24-1	32-23-0
Sacked-Yards	1-8	0-0
Punts-Average	6-43.5	4-42.8
Fumbles-Lost	3-1	0-0
Penalties-Yards Lost	3-22	6-44
Time of Possession	23:33	36:27

#### RUSHING

ARZ: Hightower 6-87, 1 TD; Wells 5-7, 1 TD; Stephens-Howling 2-4; Wright 1-3; Warner 1-0  
 NO: Bush 5-84, 1 TD; P.Thomas 13-52; Hamilton 5-23, 1 TD; Bell 6-11; Meachem 1-4; D.Thomas 1-0; Brees 3-(-3)

#### PASSING

ARZ: Warner 26-17-1, 205 yards; Leinart 10-7-0, 61 yards  
 NO: Brees 32-23-0, 247 yards, 3 TDs

#### RECEIVING

ARZ: Doucet 8-68; Fitzgerald 6-77; Breaston 4-52; Hightower 3-27; Urban 2-34; Becht 1-8  
 NO: Colston 6-83, 1 TD; Henderson 4-80, 1 TD; Bush 4-24; P.Thomas 4-18; Shockey 3-36, 1 TD; Moore 2-6

## SAINTS - 31 MINNESOTA VIKINGS - 28 (OT)

### NFC Conference Championship (Jan. 24, 2010) - Louisiana Superdome (71,276)

K **Garrett Hartley** hit a 40-yard field goal straight through the uprights in overtime to give the Saints a 31-28 victory and the club's first trip to the Super Bowl. The Vikings took an early 7-0 lead on a 19-yard TD run by RB **Adrian Peterson**. The Saints tied the score when QB **Drew Brees** threw a screen to RB **Pierre Thomas**, which he took 38 yards for a TD. The Vikings took the lead back at the end of the first quarter on a five-yard scoring pass from QB **Brett Favre** to WR **Sidney Rice**. New Orleans took their first lead in the third quarter following a nine-yard TD pass from Brees to WR **Devery Henderson** and a nine-yard scoring run by Thomas. Peterson would run for two more TDs and CB **Tracy Porter** picked off Favre at the end of the fourth quarter to force overtime. The Saints opened up overtime with possession and scored on the drive.

Minnesota Vikings			14	0	7	7	0	28
New Orleans Saints			7	7	7	7	3	31
Team	Q	Time	Play Description (Extra Point) (Drive Info)				V-H	
MIN	1	9:35	Peterson 19 run (Longwell kick) (10-80, 5:25)				7-0	
NO	1	6:30	P. Thomas 38 pass from Brees (Hartley kick) (7-76, 3:05)				7-7	
MIN	1	2:11	Rice 5 pass from Favre (Longwell kick) (10-73, 4:19)				14-7	
NO	2	10:30	Henderson 9 pass from Brees (Hartley kick) (7-64, 2:51)				14-14	
NO	3	12:56	P. Thomas 9 run (Hartley kick) (4-37, 2:04)				14-21	
MIN	3	7:35	Peterson 1 run (Longwell kick) (9-80, 5:21)				21-21	
NO	4	12:39	Bush 5 pass from Brees (Hartley kick) (3-7, 1:31)				21-28	
NO	4	4:58	Peterson 2 run (Longwell kick) (7-57, 2:59)				28-21	
NO	OT	10:15	Hartley 40 FG (10-39, 4:45)				28-31	

	MIN	NO
Total First Downs	31	15
Total Net Yards	475	257
Rushes-Yards	36-165	23-68
Net Yards Passing	310	189
Passing (A-C-I)	46-28-2	31-17-0
Sacked-Yards	0-0	1-8
Punts-Average	4-39.0	7-51.3
Fumbles-Lost	6-3	1-1
Penalties-Yards Lost	5-32	2-14
Time of Possession	36:49	27:56

#### RUSHING

MIN: Peterson 25-122, 3 TDs; Taylor 6-28; Harvin 4-15; Favre 1-0  
 NO: P. Thomas 14-61, 1 TD; Bush 7-8; Brees 1-0; Hamilton 1-(-1)

#### PASSING

MIN: Favre 46-28-2, 310 yards, 3 TD  
 NO: Brees 31-17-0, 197 yards, 3 TDs

#### RECEIVING

MIN: Berrian 9-102; Harvin 5-38; Shiancoe 4-83; Rice 4-43, 1 TD; Taylor 3-18; Peterson 2-14; Kleinsasser 1-12  
 NO: Henderson 4-39, 1 TD; D. Thomas 3-32; P. Thomas 2-38, 1 TD; Bush 2-33, 1 TD; Colston 2-22; Meachem 2-19; Shockey 1-9; Moore 1-5

# POSTSEASON GAME SUMMARIES

## SAINTS - 31 INDIANAPOLIS COLTS - 17

### Super Bowl XLIV (Feb. 7, 2010) - Sun Life Stadium (74,059)

Leading 24-17 and trying to stop the Colts offense, CB **Tracy Porter** intercepted a QB **Peyton Manning** pass and raced 74 yards for a touchdown that gave the Saints their first Super Bowl title. The Saints staved off two consecutive Colts drives that gave them an early 10-0 lead and responded with two long field goals by K **Garrett Hartley**. The Saints started the second half with a surprise onside kick, which was recovered by S **Chris Reis** and would lead to a 16-yard pass play on a screen from QB **Drew Brees** to RB **Pierre Thomas** to take a 13-10 lead. The Colts took the lead back midway through the third quarter on a four-yard run by RB **Joseph Addai**. New Orleans struck back with their first of 18 unanswered points when Hartley kicked his third field goal, a 47-yarder to put the Saints within one point near the end of the third quarter. The Saints took the lead for good late in the fourth quarter when Brees found TE **Jeremy Shockey** for a two-yard TD, followed by a two-point conversion on a pass play to WR **Lance Moore**.

New Orleans Saints		0	6	10	15	31
Indianapolis Colts		10	0	7	0	17
Team	Q Time	Play Description (Extra Point) (Drive Info)				V-H
IND	1 7:29	Stover 38 FG (11-53, 5:53)				0-3
IND	1 0:36	Garcon 19 pass from Manning (Stover kick) (11-96, 4:36)				0-10
NO	2 9:34	Hartley 46 FG (11-60, 6:02)				3-10
NO	2 0:00	Hartley 44 FG (5-26, 0:35)				6-10
NO	3 11:41	P. Thomas 16 pass from Brees (Hartley kick) (6-58, 3:19)				13-10
IND	3 6:15	Addai 4 run (Stover kick) (10-76, 5:26)				13-17
NO	3 2:01	Hartley 47 FG (8-37, 4:14)				16-17
NO	4 5:42	Shockey 2 pass from Brees (Brees-Moore pass) (9-59, 4:57)				24-17
NO	4 3:12	Porter 74 interception return (Hartley kick)				31-17

Total First Downs	NO	IND
Total Net Yards	20	23
Rushes-Yards	332	432
Net Yards Passing	18-51	19-99
Passing (A-C-I)	281	333
Sacked-Yards	39-32-0	45-31-1
Punts-Average	1-7	0-0
Fumbles-Lost	2-44.0	2-45.0
Penalties-Yards Lost	0-0	0-0
Time of Possession	3-19	5-45
	30:11	29:49

RUSHING		PASSING		RECEIVING	
NO: P. Thomas 9-30; Bush 5-25; Bell 2-4; Brees 1-(-1); Henderson 1-(-7)		NO: Brees 39-32-0, 288 yards, 2 TDs		NO: Colston 7-83; Henderson 7-63; P. Thomas 6-55, 1 TD; Bush 4-38; Shockey 3-13, 1 TD; Moore 2-21; Meachem 2-6; D. Thomas 1-9	
IND: Addai 13-77, 1 TD; Brown 4-18; Hart 2-4		IND: Manning 45-31-1, 333 yards, 1 TD		IND: Clark 7-86; Addai 7-58; Collie 6-66; Garcon 5-66, 1 TD; Wayne 5-46; Brown 1-11	

## SEATTLE SEAHAWKS - 41 SAINTS - 36

### NFC Wild Card Playoff (Jan. 8, 2011) - Qwest Field (66,336)

Seattle rebounded from 10-0 and 17-7 first half deficits to eventually stake out a 24-20 halftime lead and defeat the Saints 41-36 to end their season. The Saints got off to a quick 10-0 start on a 26-yard field goal by K **Garrett Hartley** and a one-yard touchdown pass from QB **Drew Brees** to FB **Heath Evans**. The Seahawks would outscore the Saints 24-10 in the rest of the first half, powered by three TD passes by QB **Matt Hasselbeck**. The Saints got within four with 9:13 left on a 21-yard field goal by Hartley, but a 67-yard touchdown run by RB **Marshawn Lynch** gave Seattle an 11-point lead with 3:22 left.

New Orleans Saints		10	10	0	16	36
Seattle Seahawks		7	17	10	7	41
Team	Q Time	Play Description (Extra Point) (Drive Info)				V-H
NO	1 11:43	Hartley 26 FG (8-52, 3:17)				3-0
NO	1 6:21	Evans 1 pass from Brees (Hartley kick) (8-35, 4:11)				10-0
SEA	1 3:38	Carlson 11 pass from Hasselbeck (Mare kick) (6-57, 2:43)				10-7
NO	2 13:38	Jones 5 run (Hartley kick) (10-83, 5:00)				17-7
SEA	2 11:00	Carlson 7 pass from Hasselbeck (Mare kick) (5-70, 2:38)				17-14
SEA	2 7:03	Mare 29 FG (4-8, 1:47)				17-17
SEA	2 1:15	Stokley 45 pass from Hasselbeck (Mare kick) (9-76, 3:48)				17-24
NO	2 0:00	Hartley 22 FG (11-77, 1:15)				20-24
SEA	3 11:48	Williams 38 pass from Hasselbeck (Mare kick) (7-79, 3:12)				20-31
SEA	3 5:27	Mare 39 FG (9-33, 4:12)				20-34
NO	4 13:11	Jones 4 run (Hartley kick) (12-87, 4:42)				27-34
NO	4 9:13	Hartley 21 FG (8-53, 3:27)				30-34
SEA	4 3:22	Lynch 67 run (Mare kick) (2-67, 0:58)				30-41
NO	4 1:30	Henderson 6 pass from Brees (run failed) (9-70, 1:52)				36-41

Total First Downs	NO	SEA
Total Net Yards	32	19
Rushes-Yards	474	415
Net Yards Passing	22-77	24-150
Passing (A-C-I)	397	265
Sacked-Yards	60-39-0	35-22-1
Punts-Average	1-7	2-7
Fumbles-Lost	4-47.8	4-38.8
Penalties-Yards Lost	2-1	0-0
Time of Possession	7-39	6-39
	32:01	27:59

RUSHING		PASSING		RECEIVING	
NO: Jones 15-59, 2 TDs; Bush 5-12; Brees 2-6		NO: Brees 60-39-0, 404 yards, 2 TDs		NO: Henderson 7-77, 1 TD; Jones 6-61; Bush 5-37; Colston 4-66; Moore 4-49; Thomas 4-38; Evans 4-23, 1 TD; Meachem 3-29; Shockey 2-24	
SEA: Lynch 19-131, 1 TD; Forsett 4-20; Hasselbeck 1-(-1)		SEA: Hasselbeck 35-22-1, 272 yards, 4 TDs		SEA: Williams 5-68, 1 TD; Obamunu 5-43; Stokley 4-73, 1 TD; Carlson 3-17, 2 TDs; Forsett 2-12; Morrah 1-39; Martin 1-15; Tate 1-5	

OWNER

FOOTBALL

ADMINISTRATION

RECORDS

HISTORY



# POSTSEASON GAME SUMMARIES

## SAINTS - 45 DETROIT LIONS - 28

### NFC Wild Card Playoff (Jan. 7, 2012) - Mercedes-Benz Superdome (70,038)

The Saints rebounded from a 14-10 halftime deficit and set an NFL postseason single-game record with 626 total net yards to defeat Detroit 45-28 in the NFC Wild Card playoff and advance to the divisional round. After the Lions struck first on a 10-yard TD pass from QB **Matthew Stafford** to TE **Will Heller**, the Saints evened the score on a two-yard TD run by RB **Darren Sproles**. Stafford found WR **Calvin Johnson** for a 13-yard TD midway through the second quarter, but the Saints would score 17 unanswered points through the third quarter to take the lead for good. Overall, the Saints would outscore the Lions 35-14 in the second half, powered by three TD passes by QB **Drew Brees** and Sproles' second rushing score and a one-yard rush for a TD by RB **Pierre Thomas**. Two fourth quarter interceptions by CB **Jabari Greer** stifled Stafford, Johnson and the potent Detroit offense, ending their season.

Detroit Lions		7	7	7	28	
New Orleans Saints		0	10	14	45	
Team	Q Time	Play Description (Extra Point) (Drive Info)				V-H
DET	1 10:58	Heller 10 pass from Stafford (Hanson kick) (8-80, 4:02)				7-0
NO	2 14:01	Sproles 2 run (Kasay kick) (11-89, 5:19)				7-7
DET	2 9:11	Johnson 13 pass from Stafford (Hanson kick) (9-87, 4:50)				14-7
NO	2 0:00	Kasay 24 FG (14-78, 5:03)				14-10
NO	3 13:09	Henderson 41 pass from Brees (Kasay kick) (4-78, 1:51)				14-17
NO	3 4:03	Graham 3 pass from Brees (Kasay kick) (13-92, 6:27)				14-24
DET	3 1:08	Stafford 1 run (Hanson kick) (8-80, 2:55)				21-24
NO	4 9:53	Sproles 17 run (Kasay kick) (14-80, 6:15)				21-31
NO	4 7:29	Meachem 56 pass from Brees (Kasay kick) (4-61, 2:14)				21-38
DET	4 4:40	Johnson 12 pass from Stafford (Hanson kick) (9-79, 2:49)				28-38
NO	4 3:36	Thomas 1 run (4-44, 1:04)				28-45

	DET	NO
Total First Downs	22	34
Total Net Yards	412	626
Rushes-Yards	10-32	36-167
Net Yards Passing	380	459
Passing (A-C-I)	43-28-2	43-33-0
Sacked-Yards	0-0	2-7
Punts-Average	3-42.3	0-0-0
Fumbles-Lost	0-0	2-2
Penalties-Yards Lost	7-64	3-18
Time of Possession	22:24	37:36

RUSHING		PASSING		RECEIVING	
DET: Smith 6-21; Young 1-8; Burleson 1-2; Stafford 2-1		DET: Stafford 43-28-2, 380 yards, 3 TDs		DET: Johnson 12-211, 2 TDs; Burleson 4-5; Pettigrew 4-49; Young 4-33; Smith 2-10; Heller 1-10, 1 TD; Scheffler 1-7;	
NO: Thomas 8-66, 1 TD; Sproles 10-51, 2 TDs; Ivory 13-47; Henderson 1-4; Brees 4-(-1)		NO: Brees 43-33-0, 466 yards, 3 TDs		NO: Colston 7-120; Graham 7-55, 1 TD; P. Thomas 6-55; Meachem 4-111, 1 TD; Sproles 4-34; Henderson 2-64, 1 TD; Collins 2-20; Arrington 1-7	

## SAN FRANCISCO 49ERS - 36 SAINTS - 32

### NFC Divisional Playoff (Jan. 14, 2012) - Candlestick Park (69,732)

After trailing by as many as 17 points, New Orleans rebounded to take a 32-29 fourth quarter lead, but a 14-yard TD pass from QB **Alex Smith** to TE **Vernon Davis** with nine seconds left ended the Saints' season at the hands of San Francisco. The 49ers got off to a 17-0 start but a pair of **Drew Brees** TD passes dropped the halftime deficit to 17-14. A 49ers field goal was the only scoring of the third quarter and following a 37-yard field goal by San Francisco K **David Akers** midway through the final period, the two clubs would score two touchdowns apiece. RB **Darren Sproles** set a postseason single-game NFL receiving record with 15 grabs for 118 yards with a fourth quarter 44-yard touchdown.

New Orleans Saints		0	14	0	18	32
San Francisco 49ers		14	3	3	16	36
Team	Q	Time	Play Description (Extra Point) (Drive Info)			V-H
SF	1	2:08	V. Davis 49 pass from Alex Smith (Akers kick) (2-54, 0:46)			0-7
SF	1	0:41	Crabtree 4 pass from Alex Smith (Akers kick) (3-4, 0:15)			0-14
SF	2	14:12	Akers 25 FG (4-6, 1:23)			0-17
NO	2	9:32	Graham 14 pass from Brees (Kasay kick) (9-80, 4:40)			7-17
NO	2	4:09	Colston 25 pass from Brees (Kasay kick) (7-66, 3:04)			14-17
SF	3	10:36	Akers 41 FG (4-3, 0:59)			14-20
NO	4	13:08	Kasay 48 FG (9-37, 3:26)			17-20
SF	4	7:36	Akers 37 FG (5-45, 3:02)			17-23
NO	4	4:02	Sproles 44 pass from Brees (Kasay kick) (9-79, 3:34)			24-23
SF	4	2:11	Alex Smith 28 run (run failed) (6-80, 1:51)			24-29
NO	4	1:37	Graham 66 pass from Brees (Brees-Sproles pass) (4-88, 0:34)			32-29
SF	4	0:09	V. Davis 14 pass from Alex Smith (Akers kick) (7-85, 1:28)			32-36

	NO	SF
Total First Downs	26	17
Total Net Yards	472	407
Rushes-Yards	14-37	22-143
Net Yards Passing	435	264
Passing (A-C-I)	63-40-2	42-24-0
Sacked-Yards	3-27	4-35
Punts-Average	5-45.4	8-49.5
Fumbles-Lost	3-3	3-1
Penalties-Yards Lost	0-0	3-33
Time of Possession	31:20	28:40

RUSHING		PASSING		RECEIVING	
NO: Ivory 9-23; Thomas 1-6; Brees 1-5; Sproles 3-3		NO: Brees 63-40-2, 462 yards, 4 TDs		NO: Sproles 15-118, 1 TD; Colston 9-136, 1 TD; Graham 5-103, 1 TD; Henderson 4-49; Meachem 3-19; Arrington 1-14; Higgins 1-10; Collins 1-8; Thomas 1-4	
SF: Gore 13-89; Alex Smith 1-28, 1 TD; Hunter 6-23; Ginn, 1-3; Dixon 1-0		SF: Alex Smith 42-24-0, 299 yards, 3 TDs		SF: V. Davis 7-180, 2 TDs; Gore 7-38; Crabtree 4-25, 1 TD; K. Williams 2-12; Miller 1-16; Hunter 1-13; Ginn 1-11; Peelle 1-4	

# POSTSEASON GAME SUMMARIES

## SAINTS - 26 PHILADELPHIA EAGLES - 24

### NFC Wild Card Playoff (Jan. 4, 2014) - Lincoln Financial Field (69,144)

The Saints walked away with the franchise's first postseason road victory following a 32-yard field goal by K **Shayne Graham** as time expired at Lincoln Financial Field. The Saints took a 3-0 lead in the second quarter when Graham drilled a 36-yard kick. The Eagles took the lead on a 10-yard TD pass but the Saints got within one at the end of the half with a 46-yard Graham kick. In the third quarter, the Saints took a 20-7 lead on a QB **Drew Brees** 24-yard scoring pass to WR **Lance Moore** and a four-yard TD run by RB **Mark Ingram II**. Philadelphia pulled to 20-17 on a one-yard TD run by RB **LeSean McCoy** and an **Alex Henery** 31-yard FG. The Eagles grabbed a 24-23 lead with a three-yard TD pass from QB **Nick Foles** to TE **Zach Ertz**. Brees led the Saints on a 10-play, 34-yard drive for the game-winning field goal.

New Orleans Saints		0	6	14	6	26
Philadelphia Eagles		0	7	7	10	24
Team	Q Time	Play Description (Extra Point) (Drive Info)				V-H
NO	2 8:37	S. Graham 36 FG (11-43, 5:45)				3-0
PHI	2 1:48	Cooper 10 pass from Foles (Henery kick) (6-44, 2:24)				3-7
NO	2 0:00	S. Graham 46 FG (8-47, 1:48)				6-7
NO	3 10:08	Moore 24 pass from Brees (S. Graham kick) (6-53, 3:34)				13-7
NO	3 3:54	Ingram 4 run (S. Graham kick) (8-66, 4:52)				20-7
PHI	3 0:32	McCoy 1 run (Henery kick) (7-65, 3:22)				20-14
PHI	4 11:14	Henery 31 FG (7-28, 2:59)				20-17
NO	4 8:04	S. Graham 35 FG (7-58, 3:10)				23-17
PHI	4 4:54	Ertz 3 pass from Foles (Henery kick) (8-77, 3:10)				23-24
NO	4 0:00	S. Graham 32 FG (10-34, 4:54)				26-24

	NO	PHI
Total First Downs	26	17
Total Net Yards	434	256
Rushes-Yards	36-185	22-80
Net Yards Passing	249	176
Passing (A-C-I)	30-20-2	33-23-0
Sacked-Yards	2-1	2-19
Punts-Average	3-35.0	5-48.8
Fumbles-Lost	0-0	0-0
Penalties-Yards Lost	7-85	4-38
Time of Possession	34:53	25:07

RUSHING		PASSING		RECEIVING	
NO: Ingram 18-97, 1 TD; Robinson 8-45; Sproles 4-29; Brees 1-13; Stills 1-1		NO: Brees 30-20-2, 250 yards, 1 TD		NO: Sproles 4-31; J. Graham 3-44; Stills 3-35; Ingram 3-17; Moore 2-31, 1 TD; Colston 2-16; Meachem 1-40; Watson 1-27; Hill 1-9	
PHI: McCoy 21-77, 1 TD		PHI: Foles 33-23-0, 195 yards, 2 TDs		PHI: Cooper 6-68, 1 TD; Avant 5-21; McCoy 4-15; Jackson 3-53; Ertz 3-22, 1 TD; Celek 2-16	

## SEATTLE SEAHAWKS - 23 SAINTS - 15

### NFC Divisional Playoff (Jan. 11, 2014) - CenturyLink Field (63,388)

Held scoreless until a fourth quarter rally, New Orleans was unable to overcome a 16-0 halftime deficit to the Seahawks who put an end to their playoff run. After New Orleans was forced into a three-and-out on the game's opening drive, Seattle took advantage of a 16-yard punt by P **Thomas Morstead** in windy conditions to set up a 38-yard field goal by K **Steve Hauschka**. Hauschka drilled another FG in the first quarter and Seattle increased their lead to 16-0 in the second quarter on a 15-yard TD run by RB **Marshawn Lynch** and a 26-yard FG. Following a scoreless third quarter, The Saints trimmed the deficit to 16-8 at the start of the fourth quarter on a one-yard TD run by RB **Khiry Robinson** followed by a two-point conversion by RB **Mark Ingram**. Late in the fourth quarter, a missed field goal attempt by New Orleans gave Seattle favorable field position and Lynch ran in a 31-yard TD. QB **Drew Brees** connected on a nine-yard TD with WR **Marques Colston** with 26 seconds left, but time ran out on the rally after the Saints recovered the onside kick.

New Orleans Saints		0	0	0	15	15
Seattle Seahawks		6	10	0	7	23
Team	Q Time	Play Description (Extra Point) (Drive Info)				V-H
SEA	1 10:19	Hauschka 38 FG (6-20, 3:20)				0-3
SEA	1 0:37	Hauschka 49 FG (9-34, 4:26)				0-6
SEA	2 14:17	Lynch 15 run (Hauschka kick) (2-24, 0:34)				0-13
SEA	2 1:18	Hauschka 26 FG (12-63, 4:44)				0-16
NO	4 13:11	Robinson 1 run (Ingram run) (9-74, 4:27)				8-16
SEA	4 2:40	Lynch 31 run (Hauschka kick) (4-62, 1:11)				8-23
NO	4 0:26	Colston 9 pass from Brees (S. Graham kick) (9-80, 2:14)				15-23

	NO	SEA
Total First Downs	25	13
Total Net Yards	404	277
Rushes-Yards	26-108	35-174
Net Yards Passing	296	103
Passing (A-C-I)	43-24-0	18-9-0
Sacked-Yards	1-8	3-0
Punts-Average	4-38.8	6-36.7
Fumbles-Lost	2-1	0-0
Penalties-Yards Lost	8-69	6-52
Time of Possession	30:30	29:30

RUSHING		PASSING		RECEIVING	
NO: Robinson 13-57, 1 TD; Ingram 10-49; Sproles 3-2		NO: Brees 43-24-0, 304 yards, 1 TD		NO: Colston 11-139, 1 TD; Sproles 5-32; Meachem 2-69; Moore 2-20; Hill 1-23; Robinson 1-13; J. Graham 1-8; Watson 1-0	
SEA: Lynch 28-140, 2 TDs; Wilson 3-16; Turbin 3-9; Harvin 1-9		SEA: Wilson 18-9-0, 103 yards		SEA: Harvin 3-21; Baldwin 2-30; Kearse 1-25; Tate 1-13; Miller 1-11; Lynch 1-3	

# POSTSEASON GAME SUMMARIES

## SAINTS · 31 CAROLINA PANTHERS · 26

### NFC Wild Card Playoff (Jan. 7, 2018) - Mercedes-Benz Superdome (73,186)

In the team's first playoff game in New Orleans since the 2011 season, the Saints jumped out to a 21-6 second quarter lead before holding on for the 31-26 Wild Card victory. After both teams failed to score on their first two possessions, QB **Drew Brees** completed an 80-yard pass to WR **Ted Ginn Jr.** In between two Panthers field goals, the Saints extended the lead to 21-6 on a nine-yard TD pass to TE **Josh Hill** and a one-yard TD run by FB **Zach Line**, but the Panthers got within 12 at the end of the half with a 58-yard **Graham Gano** kick. In the third quarter, the clubs traded field goals. Carolina pulled to 24-19 on a 14-yard TD pass from QB **Cam Newton** to TE **Greg Olsen**. But Brees led the Saints on a five-play, 62-yard drive with a two-yard TD run by RB **Alvin Kamara**. Behind 31-26, Panthers S **Mike Adams** picked off Brees with 1:51 left, but a sack by S **Vonn Bell** on fourth and 23 sealed the win.

Carolina Panthers		0	9	3	14	26
New Orleans Saints		7	14	3	7	31
Team	Q	Time	Play Description (Extra Point) (Drive Info)			V-H
NO	1	1:46	Ginn 80 pass from Brees (Lutz kick) (2-80, 0:18)			0-7
CAR	2	14:12	Gano 27 FG (6-66, 2:34)			3-7
NO	2	9:04	J. Hill 9 pass from Brees (Lutz kick) (9-75, 5:08)			3-14
CAR	2	2:47	Gano 39 FG (12-54, 6:17)			6-14
NO	2	0:43	Line 1 run (Lutz kick) (8-75, 2:04)			6-21
CAR	2	0:00	Gano 58 FG (5-35, 0:43)			9-21
CAR	3	10:58	Gano 29 FG (9-64, 4:02)			12-21
NO	3	6:05	Lutz 57 FG (10-36, 4:53)			12-24
CAR	4	12:47	Olsen 14 pass from Newton (Gano kick) (8-68, 3:45)			19-24
NO	4	5:08	Kamara 2 run (Lutz kick) (5-62, 3:02)			19-31
CAR	4	4:09	McCaffrey 56 pass from Newton (Gano kick) (3-75, 0:59)			26-31

	CAR	NO
Total First Downs	24	21
Total Net Yards	413	410
Rushes-Yards	26-107	22-41
Net Yards Passing	306	369
Passing (A-C-I)	41-24-0	33-23-1
Sacked-Yards	4-43	1-7
Punts-Average	3-48.3	4-45.8
Fumbles-Lost	1-0	1-0
Penalties-Yards Lost	2-18	7-96
Time of Possession	33:49	26:11

RUSHING		PASSING		RECEIVING	
CAR: Stewart 11-51; Newton 8-37; McCaffrey 6-16; Whittaker 1-3		CAR: Newton 40-24-0, 349 yards, 2 TDs; Anderson 1-0-0, 0 yards		CAR: Olsen 8-107, 1 TD; McCaffrey 6-101, 1 TD; Funchess 4-79; Clay 3-32; Bersin 2-27; Dickson 1-3;	
NO: Kamara 10-23, 1 TD; Ingram 9-22; Line 1-1, 1 TD; Brees 1-(-1); Lewis 1-(-4)		NO: Brees 33-23-1, 376 yards, 2 TDs		NO: Thomas 8-131; Ginn 4-115, 1 TD; Coleman 4-44; J. Hill 3-49, 1 TD; Ingram 1-13; Kamara 1-10; Snead 1-7; Line 1-7	

## MINNESOTA VIKINGS · 29 SAINTS · 24

### NFC Divisional Playoff (Jan. 14, 2018) - U.S. Bank Stadium (66,612)

The Saints' resurgent season ended at U.S. Bank Stadium, as Vikings receiver **Stefon Diggs** scored on a 61-yard reception from quarterback **Case Keenum** as time expired. The play ended an inspired effort by New Orleans who rebounded from a 17-0 halftime deficit to take a 24-23 lead on a 43-yard field goal by **Wil Lutz**. Minnesota increased their lead to 17-0 in the second quarter on a one-yard rushing TD by **Latavius Murray**. The Saints charged back on two touchdown receptions by **Michael Thomas**. A 49-yard field goal by Vikings kicker **Kai Forbath** was answered by a 14-yard touchdown pass from **Drew Brees** to **Alvin Kamara** to give New Orleans a 21-20 lead with 3:01 left. The clubs traded field goals, but the late catch-and-run extinguished New Orleans' hopes.

New Orleans Saints		0	0	7	17	24
Minnesota Vikings 10		7	0	7	29	
Team	Q	Time	Play Description (Extra Point) (Drive Info)			V-H
MIN	1	9:45	McKinnon 14 run (Forbath kick) (8-55, 4:15)			0-7
MIN	1	4:42	Forbath 20 FG (7-79, 2:27)			0-10
MIN	2	9:58	Murray 1 run (Forbath kick) (12-58, 6:08)			0-17
NO	3	1:18	Thomas 14 pass from Brees (Lutz kick) (12-80, 6:40)			7-17
NO	4	13:09	Thomas 3 pass from Brees (Lutz kick) (6-30, 3:00)			14-17
NO	4	10:12	Forbath 49 FG (7-44, 2:57)			14-20
NO	4	3:01	Kamara 14 pass from Brees (Lutz kick) (4-40, 2:20)			21-20
MIN	4	1:29	Forbath 53 FG (9-40, 1:32)			21-23
NO	4	0:25	Lutz 43 FG (11-50, 1:04)			24-23
MIN	4	0:00	Diggs 61 pass from Keenum (run failed) (4-75, 0:25)			24-29

	NO	MIN
Total First Downs	23	24
Total Net Yards	358	403
Rushes-Yards	24-80	29-95
Net Yards Passing	278	308
Passing (A-C-I)	41-25-2	40-25-1
Sacked-Yards	2-16	2-10
Punts-Average	4-48.0	4-31.8
Fumbles-Lost	1-0	0-0
Penalties-Yards Lost	7-97	4-30
Time of Possession	26:43	33:17

RUSHING		PASSING		RECEIVING	
NO: Kamara 11-43; Ingram 10-25; Ginn 1-11; Brees 2-1		NO: Brees 40-25-2, 294 yards, 3 TD; Snead 1-0-0, 0 yards		NO: Ginn 8-72; Thomas 7-85, 2 TDs; Kamara 4-62, 1 TD; J. Hill 3-54; Snead 2-18; Ingram 1-3	
MIN: Murray 19-50, 1 TD; McKinnon 8-34, 1 TD; Ham 1-7; Keenum 1-4		MIN: Keenum 40-25-1, 318 yards, 1 TD		MIN: Diggs 6-137, 1 TD; Thielen 6-74; Rudolph 5-28; Wright 3-56; McKinnon 3-6; Murray 2-17	

# POSTSEASON GAME SUMMARIES

## SAINTS • 20 PHILADELPHIA EAGLES • 14

### NFC Divisional Playoff (Jan. 13, 2019) - Mercedes-Benz Superdome (73,027)

Facing a defending Super Bowl champion in the postseason for the first time since 2000, the Saints knocked off the early rust of a 14-0 first quarter deficit to score 20 unanswered points for the remaining scoring in the contest. On the first play from scrimmage, a long pass attempt by QB **Drew Brees** intended for WR **Ted Ginn Jr.** was intercepted by Eagles CB **Cre'Veon LeBlanc**. Philadelphia QB **Nick Foles** then engineered a seven-play, 76-yard drive that ended with a 37-yard TD pass to **Jordan Matthews**. Philadelphia and New Orleans then traded touchdowns and K **Wil Lutz** drilled a 45-yard field goal with six seconds left in the first half to put the Saints within four. In the third quarter, New Orleans pulled to a 17-14 lead on a two-yard TD pass from Brees to WR **Michael Thomas** on an 18-play, 92-yard drive. Behind 20-14, Foles brought the Eagles close to scoring territory late in the fourth quarter, but CB **Marshon Lattimore's** second interception sealed the win.

Philadelphia Eagles		14	0	0	0	14
New Orleans Saints		0	10	7	3	20
Team	Q Time	Play Description (Extra Point) (Drive Info)				V-H
PHI	1 10:41	Matthews 37 pass from Brees (Elliott kick) (10-75, 5:14)				7-0
PHI	1 4:37	Foles 1 run (Elliott kick) (10-75, 5:14)				14-0
NO	2 7:23	Kirkwood 2 pass from Brees (Lutz kick) (12-79, 6:12)				14-7
NO	2 0:06	Lutz 45 FG (7-67, 1:12)				14-10
NO	3 1:40	Thomas 2 pass from Brees (Lutz kick) (18-92, 11:29)				14-17
NO	4 10:28	Lutz 39 FG (8-62, 3:31)				14-20

Total First Downs	PHI	NO
Total Net Yards	250	420
Rushes-Yards	16-49	31-137
Net Yards Passing	201	283
Passing (A-C-I)	31-182	36-281
Sacked-Yards	0-0	2-18
Punts-Average	5-48.2	3-44.7
Fumbles-Lost	0-0	2-0
Penalties-Yards Lost	4-30	11-84
Time of Possession	22:10	37:50

#### RUSHING

PHI: Smallwood 10-33; Agholor 1-12; Sproles 3-4; Foles 2-0, 1 TD  
NO: Kamara 16-71; Ingram 9-53; T. Hill 2-8; Smith 1-5; Washington 3-0

#### PASSING

PHI: Foles 31-18-2, 201 yards, 1 TD  
NO: Brees 38-28-1, 301 yards, 2 TDs

#### RECEIVING

PHI: Jeffery 5-63; Ertz 5-50; Sproles 3-21; Tate 2-18; Matthews 1-37, 1 TD; Agholor 1-6; Smallwood 1-6;  
NO: Thomas 12-171, 1 TD; Kamara 4-35; Ginn 3-44; J. Hill 3-7; Ingram 2-9; Kirkwood 2-8, 1 TD; Smith 1-15; Watson 1-12

## LOS ANGELES RAMS • 26 SAINTS • 23 (OT)

### NFC Conference Championship (Jan. 20, 2019) - Mercedes-Benz Superdome (73,028)

The Saints' season ended in overtime, as Rams K **Greg Zuerlein** booted a 57-yard field goal. The Saints led most of the game, including a 13-0 second quarter lead, but New Orleans was only able to come away with field goals on two red zone trips, including one spurred by a **Demario Davis** interception. The Rams inched back to a three-point deficit late in the second quarter on a 36-yard field goal and a six-yard rushing TD by **Todd Gurley**. The Saints charged back on a two-yard TD reception by **Taysom Hill** midway through the third quarter and a 20-10 lead. This was answered by a one-yard TD connection from Rams QB **Jared Goff** to TE **Tyler Higbee** and a 14-yard Rams field goal to tie. After a controversial play with no penalty assessed, New Orleans settled for a field goal with 1:41 on the clock, where the Rams tied the score to send the contest to overtime.

Los Angeles Rams		0	10	7	6	3	26
New Orleans Saints		13	0	7	3	0	23
Team	Q Time	Play Description (Extra Point) (Drive Info)					V-H
NO	1 10:04	Lutz 37 FG (11-56, 4:56)					0-3
NO	1 7:06	Lutz 29 FG (4-6, 1:29)					0-6
NO	1 1:35	Griffin 5 pass from Brees (Lutz kick) (8-68, 3:51)					0-13
LAR	2 9:45	Zuerlein 36 FG (7-81, 1:29)					3-13
LAR	2 0:23	Gurley 6 run (Zuerlein kick) (10-75, 5:18)					10-13
NO	3 8:34	T. Hill 2 pass from Brees (Lutz kick) (12-71, 5:31)					10-20
LAR	3 3:06	Higbee 1 pass from Goff (Zuerlein kick) (10-75, 5:28)					17-20
LAR	4 5:03	Zuerlein 24 FG (9-85, 5:52)					20-20
NO	4 1:41	Lutz 31 FG (9-57, 3:22)					20-23
LAR	4 0:15	Zuerlein 48 FG (9-45, 1:26)					23-23
LAR	5 11:43	Zuerlein 57 FG (5-15, 2:12)					26-23

Total First Downs	LAR	NO
Total Net Yards	378	290
Rushes-Yards	26-77	21-48
Net Yards Passing	301	242
Passing (A-C-I)	41-261	41-261
Sacked-Yards	1-8	2-7
Punts-Average	4-45.8	4-42.8
Fumbles-Lost	1-0	2-0
Penalties-Yards Lost	7-64	3-20
Time of Possession	32:36	30:41

#### RUSHING

LAR: Anderson 16-44; Reynolds 1-16; Gurley 4-10, 1 TD; Goff 3-10; Woods 2-(-3)  
NO: Ingram 9-31; Kamara 8-15; Line 1-4; T. Hill 1-0; Brees 2-(-2)

#### PASSING

LAR: Goff 40-25-1, 297 yards, 1 TD; Hekker 1-1-0, 12 yards  
NO: Brees 40-26-1, 249 yards, 2 TDs; T. Hill 1-0-0, 0 yards

#### RECEIVING

LAR: Cooks 7-107; Woods 6-33; Reynolds 4-74; Higbee 4-25, 1 TD; Everett 2-50; Shields 1-12; Anderson 1-5; Gurley 1-3  
NO: Kamara 11-96; Thomas 4-36; Ginn 3-58; Griffin 2-12; J. Hill 1-24; Smith 1-10; Carr 1-5; T. Hill 1-2, 1 TD

OWNER

FOOTBALL

ADMINISTRATION

RECORDS

HISTORY

# POSTSEASON GAME SUMMARIES

## MINNESOTA VIKINGS - 26 SAINTS - 20 (OT)

### NFC Wild Card Playoff (Jan. 5, 2020) - Mercedes-Benz Superdome (73,038)

In a game that came down to the final play, the Saints fell short to the Minnesota Vikings, 26-20 in overtime. On the third play from scrimmage, CB **Janoris Jenkins** forced a fumble recovered by **S Vonn Bell** to set up a 29-yard **Wil Lutz** field goal. Later in the first quarter, Vikings K **Dan Bailey** booted a 43-yard FG. However on New Orleans' second drive of the second quarter, QB **Taysom Hill** completed a pass to WR **Deonte Harris** for a 50-yard gain, setting up a four-yard rushing TD by RB **Alvin Kamara**. Vikings RB **Dalvin Cook** put the Vikings up 20-10 with rushing TDs in the second and third quarter, but Hill caught a 20-yard TD from QB Drew Brees early in the fourth quarter and Lutz drilled a 49-yard field goal near the end of regulation. But Minnesota took the playoff win in overtime on a four-yard TD connection between QB **Kirk Cousins** and TE **Kyle Rudolph**.

Minnesota Vikings		3	10	7	0	6	26
New Orleans Saints		3	7	0	10	0	20
Team	Q	Time	Play Description (Extra Point) (Drive Info)				
NO	1	9:52	Lutz 29 FG (8-26, 4:18)				
MIN	1	4:05	Bailey 43 FG (11-50, 5:47)				
NO	2	9:18	Kamara 4 run (Lutz kick) (4-70, 2:12)				
MIN	2	2:54	Bailey 21 FG (13-72, 6:24)				
MIN	2	0:23	Cook 5 run (Bailey kick) (7-45, 1:40)				
MIN	3	3:23	Cook 1 run (Bailey kick) (8-64, 3:37)				
NO	4	10:31	T. Hill 20 pass from Brees (Lutz kick) (8-85, 4:22)				
NO	4	0:02	Lutz 49 FG (7-39, 1:53)				
MIN	OT	10:40	Rudolph 4 pass from Cousins (9-75, 4:20)				

	MIN	NO
Total First Downs	22	19
Total Net Yards	362	324
Rushes-Yards	40-136	17-97
Net Yards Passing	226	227
Passing (A-C-I)	31-190	34-271
Sacked-Yards	3-16	3-31
Punts-Average	6-49.7	5-45.8
Fumbles-Lost	1-1	1-1
Penalties-Yards Lost	4-26	6-52
Time of Possession	36:56	27:24

#### RUSHING

MIN: Cook 28-94, 2 TDs; Mattison 5-20; Abdullah 1-9; Diggs 2-8; Thielen 1-3; Ham 1-3; Cousins 2-1  
NO: T. Hill 4-50; Kamara 7-21, 1 TD; Murray 5-21; Brees 1-5

#### PASSING

MIN: Cousins 31-19-0, 201 yards, 1 TD  
NO: Brees 33-26-1, 208 yards, 1 TD

#### RECEIVING

MIN: Thielen 7-129; Rudolph 4-31, 1 TD; Cook 3-36; Diggs 2-19; Johnson 2-17; Mattison 1-10;  
NO: Kamara 8-34; Thomas 7-70; Cook 5-54; T. Hill 2-25, 1 TD; J. Hill 2-3; Harris 1-50; Ginn 1-18; Murray 1-4

## SAINTS - 21 CHICAGO BEARS - 9

### NFC Wild Card Playoff (Jan. 10, 2021) - Mercedes-Benz Superdome (3,000)

Drew Brees threw a pair of touchdown passes to **Michael Thomas** and **Latavius Murray** and the Saints defense held the Bears to only nine points and 239 total net yards, the lowest opponent totals in the team's playoff history. The Saints led 7-3 entering the third quarter, when after forcing a punt and consumed 7:29, while driving to the Bears eight-yard line. After Murray rushed for two yards, Brees then found the running back on a six-yard touchdown to give New Orleans a 14-3 lead. After forcing a three-and-out, Brees engineered a 15-play, 64-yard drive that took 8:51 and ended with a and a three-yard rushing TD by **Alvin Kamara**. The Saints then forced another three-and-out and drove to the one-yard line on the next drive, where a fourth-and-one Brees dive did not reach the end zone with 2:19 left in the fourth quarter. Although Bears QB **Mitchell Trubisky** connected on an 19-yard touchdown to TE **Jimmy Graham** as time expired, the gritty effort would be enough for New Orleans to advance to the divisional round.

Chicago Bears			0	3	0	6	9
New Orleans Saints			7	0	7	7	21
Team	Q	Time	Play Description (Extra Point) (Drive Info)				
NO	1	5:09	Thomas 11 pass from Brees (Lutz kick) (8-55, 4:17)				
CHI	2	8:06	Santos 36 FG (6-6, 3:24)				
NO	3	4:08	Murray 6 pass from Brees (Lutz kick) (12-85, 7:29)				
NO	4	8:50	Kamara 3 run (Lutz kick) (15-64, 8:51)				
CHI	4	0:00	Graham 19 pass from Trubisky (11-99, 2:19)				

	CHI	NO
Total First Downs	11	27
Total Net Yards	239	385
Rushes-Yards	19-48	35-123
Net Yards Passing	191	262
Passing (A-C-I)	23-190	33-280
Sacked-Yards	1-8	1-3
Punts-Average	7-40.1	3-35.3
Fumbles-Lost	0-0	2-1
Penalties-Yards Lost	9-50	4-20
Time of Possession	21:02	38:58

#### RUSHING

CHI: Montgomery 12-31; Trubisky 3-10; Carter 1-3; Miller 1-2; Patterson 1-2;  
Nall 1-0  
NO: Kamara 24-99, 1 TD; T. Hill 4-15; Murray 4-9; Brees 3-2; Harris 1-(-2)

#### PASSING

CHI: Trubisky 29-19-0, 199 yards, 1 TD  
NO: Brees 39-28-0, 265 yards, 2 TDs

#### RECEIVING

CHI: Robinson 6-55; Carter 3-17; Kmet 3-16; Ridley 2-36; Graham 2-25, 1 TD; Miller 1-22; Wims 1-28  
NO: Harris 7-83; Thomas 5-73, 1 TD; Cook 4-40; Kamara 2-17; Burton 2-15; Murray 2-11, 1 TD; T. Hill 2-5; Sanders 2-3; Humphrey 1-14; Trautman 1-4



# POSTSEASON GAME SUMMARIES

## TAMPA BAY BUCCANEERS · 30    SAINTS · 20

### NFC Divisional Playoff (Jan. 17, 2021) - Mercedes-Benz Superdome (3,750)

The Tampa Bay Buccaneers used big plays on defense to advance to the NFC Championship game with a 30-20 victory at the New Orleans Saints. With 4:30 left in the third quarter, Buccaneers S **Antoine Winfield Jr.** stripped the ball from Saints TE **Jared Cook** and it was recovered by LB **Tredavious White** at the New Orleans 40. Five plays later, Buccaneers RB **Leonard Fournette** tied the score 20-20 on a six-yard touchdown pass from Tampa Bay QB **Tom Brady**. The Buccaneers then took control of the game forcing a New Orleans punt and Tampa Bay K **Ryan Succop** booting a 36-yard field goal for a 23-20 lead. On the next series, White picked off Brees at the New Orleans 48-yard line and returned it 28 yards to the Saints 20. Buccaneers QB **Tom Brady** then capped off a four-play, 20-yard drive that ended with a one-yard rushing touchdown to put Tampa Bay up 30-20 with 4:57 remaining.

Tampa Bay Buccaneers		0	13	7	10	30
New Orleans Saints		6	7	7	0	20
Team	Q	Time	Play Description (Extra Point) (Drive Info)			V-H
NO	1	11:30	Lutz 23 FG (6-16, 1:48)			0-3
NO	1	4:39	Lutz 42 FG (12-46, 5:07)			0-6
TB	2	12:57	Succop 26 FG (15-67, 6:42)			3-6
TB	2	11:16	Evans 3 pass from Brady (Succop kick) (1-3, 0:04)			10-6
NO	2	8:08	Smith 56 pass from Winston (Lutz kick) (6-75, 3:08)			10-13
TB	2	0:00	Succop 37 FG (13-63, 2:28)			13-13
NO	3	9:43	Smith 16 pass from Brees (Lutz kick) (10-75, 5:17)			13-20
TB	3	2:22	Fournette 6 pass from Brady (Succop kick) (5-40, 2:08)			20-20
TB	4	9:52	Succop 36 FG (11-61, 5:52)			23-20
TB	4	4:57	Brady 1 run (Succop kick) (4-20, 2:11)			30-20

	TB	NO
Total First Downs	20	20
Total Net Yards	316	294
Rushes-Yards	35-127	25-104
Net Yards Passing	189	190
Passing(A/C)	33-180	35-203
Sacked-Yards	1-10	0-0
Punts-Average	4-45.8	2-47.0
Fumbles-Lost	1-0	1-1
Penalties-Yards Lost	7-62	5-34
Time of Possession	31:31	28:29

#### RUSHING

**TB:** Fournette 17-63; Jones 13-62; Brady 5-2, 1 TD  
**NO:** Kamara 18-85; Montgomery 4-14; Brees 2-3; Washington 1-2

#### PASSING

**TB:** Brady 33-18-0, 199 yards, 2 TDs  
**NO:** Brees 34-19-3, 134 yards, 2 TDs; Winston 1-1-0, 56 yards, 1 TD

#### RECEIVING

**TB:** Fournette 5-44, 1 TD; Brate 4-50; Godwin 4-34; Miller 1-29; Johnson 1-15; Gronkowski 1-14; Brown 1-10, Evans 1-3, 1 TD.  
**NO:** Sanders 6-48; Cook 5-28; Smith 3-85, 2 TDs; Kamara 3-20; Montgomery 1-13; Harris 1-(-1); J. Hill 1-(-3)

OWNER

FOOTBALL

ADMINISTRATION

RECORDS

HISTORY

# ALL-TIME ROSTER

## COACHES

OWNER

FOOTBALL

ADMINISTRATION

RECORDS

HISTORY

Abramowicz, Danny — Xavier (Ohio).....	1997-99	Johnson, Bill — Northwestern (La.) State .....	2009-16
Alexander, Hubbard — Tennessee State.....	2000-03	Johnson, Curtis — Idaho.....	2006-11, 16-
Allen, Dennis — Texas A&M.....	2006-10, 15-	Jones, Travis — Georgia.....	2008-12
Amadee, Lynn — Louisiana State.....	1973	Kennan, Larry — LaVerne.....	1995
April, Bobby — Nicholls State.....	1996-99	Khayat, Ed — Tulane.....	1967-70
Arians, Bruce — Virginia Tech.....	1996	Kiffin, Monte — Nebraska.....	1995
Atkins, Dave — Texas El-Paso.....	1996, 2000-04	Knott, Ty — Oregon Tech.....	2003-05
Bailey, Adam — Louisville.....	2005-09	Kotite, Rich — Wagner.....	1977
Baker, Joe — Princeton.....	2000-04	Kromer, Aaron — Miami (Ohio).....	2008-12
Banta, Bradford — Southern California.....	2017-18	Kuharich, Larry — Boston College.....	1998-99
Barnes, Billy Ray — Wake Forest.....	1969-70, 75	Kwan, Stan — San Diego State.....	2013-16
Beake, Chip — South Carolina.....	2001-05	Langsdorf, Danny — Linfield College.....	2002-04
Beake, John — Trenton State.....	1976-77	Ledbetter, Bob — Mississippi Industrial.....	1974-75
Beard, Ed — Tennessee.....	1978-80	Levra, John — Pittsburg State (Kan.).....	1981-85
Biles, Ed — Miami (Ohio).....	1969-70	Lewis, Greg — Illinois.....	2015
Bonamego, John — Central Michigan.....	2006-07, 2011	Lombardi, Joe — Air Force.....	2007-13, 16-20
Boudreau, Paul — Boston College.....	1987-93	Mainord, Carlos — McMurray J.C.....	1999
Brady, Joe — William & Mary.....	2017-18	Mallory, Mike — Michigan.....	2008-12
Brown, Greg — Texas El-Paso.....	2002-05	Malone, Terry — Holy Cross.....	2006-14
Buchanan, Buck — Grambling State.....	1976-77	Marciano, Joe — Temple.....	1986-95
Bunting, John — North Carolina.....	2000	Marcus, Evan — Ithaca.....	2000-02
Byrd, Charles — Morehead State.....	2010-	Marrone, Doug — Syracuse.....	2006-08
Campbell, Dan — Texas A&M.....	2016-20	Matsko, John — Kent State.....	1994-96
Campbell, Whitey — Miami (Fla.).....	1976-80	Matuszak, Marv — Tulsa.....	1971-73
Capers, Dom — Mount Union.....	1986-91	Mauck, Carl — Southern Illinois.....	1982-85
Carmichael, Pete — Boston College.....	2006-	Mayeaux, Glenn — New Orleans.....	1996
Champion, Jim — Mississippi State.....	1971-72	McCarthy, Mike — Baker (Kan.).....	2000-04
Cignetti, Frank Jr. — Indiana (Pa.).....	2000-01	McGriff, Wesley — Savannah State.....	2013-15
Clancy, Sam — Pittsburgh.....	2000-03	McHan, Lamar — Arkansas.....	1974-75, 78-84
Clements, Tom — Notre Dame.....	1997-99	McMahon, Greg — Eastern Illinois.....	2006-16
Corey, Walt — Miami.....	1997-99	Meyers, Bill — Stanford.....	1999
Cummings, Bob — Vanderbilt.....	1973-75	Misciagna, John — Dickinson College.....	2003
Curry, Ronald — North Carolina.....	2016-	Mitchell, Jason — Rutgers.....	2014-16
Curtis, Andre — VMI.....	2012-14	Moore, Tom — Iowa.....	1997
Dalrymple, Dan — Miami (Ohio).....	2006-	Mora, Jim E. — Occidental.....	1986-96
Davidson, Jeff — Ohio State.....	1996	Mora, Jim L. — Washington.....	1992-96
Del Rio, Jack — Southern California.....	1997-98	Morton, John — Western Michigan.....	2006, 2015-16
DeVan, Kyle — Oregon State.....	2015	Moss, Winston — Miami (Fla.).....	2000-05
Dickson, George — Notre Dame.....	1967-68	Myers, Chip — Northwestern Oklahoma State.....	1994
Ditka, Mike — Pittsburgh.....	1997-99	Neal, Dan — Kentucky.....	1997-99
Doyle, Declan — Iowa.....	2011-	Neu, Mike — Ball State.....	2014-15
Ecklund, Brad — Oregon.....	1968-70	Nicolau, Nick — Southern Connecticut.....	1980
Ellard, Henry — Fresno State.....	2012-14	Nielsen, Ryan — Southern California.....	2017-
Erkenbeck, Jim — San Diego State.....	1986	Nolan, Dick — Maryland.....	1977-80
Everest, Al — Southern Methodist.....	2000-05	Nolan, Mike — Oregon.....	2017-19
Everest, Andy — Texas-El Paso.....	1981-85	North, John — Vanderbilt.....	1973-75
Fangio, Vic — East Stroudsburg.....	1986-94	Nugent, Brendan — Catholic University of America.....	2015-
Faulkner, Jack — Miami (Ohio).....	1967-69	Nunnely, Wayne — Nevada-Las Vegas.....	1995-96
Fears, Tom — UCLA.....	1967-70	O'Dea, Kevin — Lock Haven.....	2016-18
Flajole, Ken — Pacific Lutheran.....	2012	Oden, Tony — Baldwin-Wallace.....	2006-11
Franklin, Chet — Utah.....	1978-79	Orgeron, Ed — Northwestern (La.) State.....	2008
Galiano, Phil — Shippensburg University.....	2019-	Pagano, John — Mesa State (Colo.).....	1996-97
Garrett, Jim — Utah State.....	1976-77	Palmieri, Jerry — Montclair State.....	2003
Garrett, Judd — Princeton.....	1997-99	Palcio, Bob — Dayton.....	2000-05
Gibbs, Gary — Oklahoma.....	2006-08	Paternostro, Russell — San Diego State.....	1981-96
Giunta, Peter — Northeastern.....	2016-	Paul, Markus — Syracuse.....	1998-99
Glenn, Aaron — Texas A&M.....	2016-20	Payton, Sean — Eastern Illinois.....	2006-
Glick, Fred — Colorado State.....	1980	Pease, John — Utah.....	1986-95, 2004-05
Gullickson, Rock — Moorhead (Minn.) State.....	2000-05	Petry, Kevin — Louisiana State.....	2017-
Haslett, Jim — Indiana (Pa.).....	1995-96, 2000-05	Petty, Phil — Missouri.....	2000
Hatley, Mark — Oklahoma State.....	1985	Phillips, Jim (Red) — Auburn.....	1973-75
Hayes, Tom — Iowa.....	2006-07	Phillips, O.A. (Bum) — Stephen F. Austin.....	1981-85
Hefferle, Ernie — Duquesne.....	1975	Phillips, Wade — Houston.....	1981-85
Heinrich, Don — Washington.....	1969-70	Pratt, Tom — Miami.....	1978-80
Henry, Jack — Indiana (Pa.).....	2000-05	Pyne, Jim — Virginia Tech.....	2005
Henshaw, George — West Virginia.....	2006-07	Riecke, Lou — Louisiana State.....	1980
Hewley, Wimp — Wyoming.....	1974-75	Richard, Kris — Southern California.....	2021-
Hill, Bob — Jackson State.....	1978-79	Richardson, Harold — Southern Methodist.....	1981-85
Hill, King — Rice.....	1981-85	Riley, Mike — Alabama.....	2002
Hobby, Marion — Clemson.....	2006-07	Rizzi, Darren — Rhode Island.....	2019-
Hodges, Michael — Texas A&M.....	2017-	Roberts, J.D. — Oklahoma.....	1967-68, 71-73
Holman, Rodney — Tulane.....	1998-99	Robinson, Cory — Central Connecticut.....	2020-
Hostler, Jim — Indiana (Pa.).....	2001-02	Robinson, Jimmy — Georgia Tech.....	2004-05
Hughes, Ed — Tulsa.....	1978-80	Robinson, Willy — Fresno State.....	2005
Ingalls, Bret — Wichita State.....	2009-15	Roland, Johnny — Missouri.....	2005
Jackson, Harold — Jackson State.....	1997-99	Roushar, Dan — Northern Illinois.....	2013-
Jackson, Rickey — Pittsburgh.....	1996-99	Roy, Alvin — Louisiana State.....	1976-77
James, Ned — New Mexico State.....	1998-99	Roy, Jim — Navy.....	1970-72

# ALL-TIME ROSTER

Rutigliano, Sam — Tulsa .....	1976-77	Van Zandt, Lance — Lamar .....	1981-84
Ryan, Rob — Southwestern Oklahoma State .....	2013-15	Venturi, Rick — Northwestern .....	1996-2005
Schonert, Turk — Stanford .....	2005	Vitt, Joe — Towson State .....	2006-16
Schwartz, Deuce — Union .....	2017-18	Walters, Steve — Arkansas .....	1986-96
Shaw, Bob — Ohio State .....	1967-68	Warren, Frank — Auburn .....	1995
Shaw, Willie — New Mexico .....	1997	Wenning, Rob — Findlay .....	2010-
Sheppard, Mike — California Lutheran .....	2002-05	Westhoff, Mike — Wichita State .....	2017-18
Shendan, Carter — Florida A&M .....	2009-14	White, Dixie — Texas Tech .....	1973
Ship, Ken — Middle Tennessee State .....	1971-72	Whitehead, Bud — Florida State .....	1971-75
Shively, Doug — Kentucky .....	1974-76	Wiggin, Paul — Stanford .....	1978-79
Sidwell, Steve — Colorado .....	1986-94	Wilhoite, Michael — Washburn .....	2019-20
Skipper, Jim — Whittier .....	1986-95	Willis, James — Auburn .....	2015-16
Smith, Carl — Cal Poly-San Luis Obispo .....	1986-96	Williams, D.J. — Grambling State .....	2019-
Smith, Jerry — Wisconsin .....	1969-70	Williams, Gregg — Northeast Missouri State .....	2009-11
Smith, Frank — Miami (Ohio) .....	2010-14	Withers, Everett — Appalachian State .....	1994
Smith, Mark — North Carolina State .....	2004	Woick, Mike — Boston College .....	1997-99
Spagnuolo, Steve — Springfield .....	2012	Wood, Dick — Auburn .....	1976-77
Spencer, Joe — Oklahoma State .....	1981-85	Woodford, Mike — Arizona .....	2001
Stanfel, Dick — San Francisco .....	1976-80, 97-98	Yaralan, Zaven — Nebraska .....	1997-99
Stram, Hank — Purdue .....	1976-77	Young, Brian — Texas El-Paso .....	2009-
Tate, Charlie — Florida .....	1971	Young, John Paul — Texas-El Paso .....	1981-85
Thomas, Joel — Idaho .....	2015-	Yowarsky, Walt — Kentucky .....	1967-68
Torrence, Leigh — Stanford .....	2016-19	Zapalac, Willie — Texas A&M .....	1981-85
Trimble, Steve — Maryland .....	1995	Zook, Ron — Miami (Ohio) .....	2000-01
Ungaro, Marcus — Washington State .....	2012-16		

## PLAYERS

Players who have spent at least one regular season or postseason game on the active roster.

A		B	
42	Abdul-Quddus, Isa (S) — Fordham .....	78	Backes, Tom (G) — Oklahoma .....
46	Abramowicz, Danny (WR) — Xavier (Ohio) .....	29	Bademosi, Johnson (CB) — Stanford .....
53	Absher, Dick (LB) — Maryland .....	27	Baker, Edwin (RB) — Michigan State .....
69	Ackerman, Tom (C/G) — Eastern Washington .....	86	Baker, Melvin (WR) — Michigan .....
40	Adams, Michael (DB) — Arkansas State .....	38	Baker, Tony (RB) — Iowa State .....
61	Adams, Sam (G) — Prairie View A&M .....	36	Ball, Marcus (S) — Memphis .....
64	Adams, Scott (G) — Georgia .....	37, 31	Banjo, Chris (S) — Southern Methodist .....
27	Adams, Vashone (S) — Eastern Michigan .....	80	Banks, Gordon (WR) — Stanford .....
24	Adkins, Margene (WR) — Wichita State .....	24	Barclay, Chris (RB) — Wake Forest .....
50, 54	Aleaga, Ink (LB) — Washington .....	36	Barnes, Darian (FB) — Hampton .....
58	Alexander, Kwon — Louisiana State .....	51	Barnes, Derrick (LB) — Virginia .....
69	Alexander, P.J. (T) — Syracuse .....	69	Barnes, Khalif (OL) — Washington .....
30	Alexander, Vincent (FB) — Southern Mississippi .....	90	Barnes, Tavaris (DE) — Clemson .....
65	Alleman, Andy (G) — Akron .....	10, 6	Barnhardt, Tommy (P) — North Carolina .....
21	Allen, Eric (CB) — Arizona State .....	80	Barnwell, Malcolm (WR) — Virginia Union .....
66	Allen, Jack (OL) — Michigan State .....	97	Barrington, Sam (LB) — South Florida .....
50	Allen, James (LB) — Oregon State .....	32	Barrington, Tom (RB) — Ohio State .....
99	Allen, Kenderick (DT) — Louisiana State .....	88	Bass, Don (TE) — Houston .....
88	Allen, RaShaun (TE) — Southern .....	24	Bates, Mario (RB) — Arizona State .....
20	Allen, Terry (RB) — Clemson .....	63	Baumgartner, Steve (DE) — Purdue .....
54	Alonso, Kiko (LB) — Oregon .....	53	Baun, Zack (LB) — Wisconsin .....
86	Alphin, Gerald (WR) — Kansas State .....	85	Beasley, John (TE) — California .....
43, 33	Ambrose, Ashley (CB) — Mississippi Valley State .....	19, 89	Bech, Brett (WR) — Louisiana State .....
40	Amaya, Jonathon (S) — Nevada .....	67	Becton, Nick (T) — Virginia Tech .....
7	Andersen, Morten (K) — Michigan State .....	34	Bell, Carlos (TE) — Houston .....
71	Anderson, Dick (T) — Ohio State .....	20	Bell, Joique (RB) — Wayne State .....
77	Anderson, Gary (G) — Stanford .....	40, 21	Bell, Mike (RB) — Arizona .....
42	Anderson, James (LB) — Virginia Tech .....	48, 24	Bell, Vonn (S) — Ohio State .....
81	Anderson, Jesse (TE) — Mississippi State .....	20	Bellamy, Jay (S) — Rutgers .....
96	Andrus, Sheldon (DT) — Nicholls State .....	40	Bender, Wes (FB) — Southern California .....
50, 58	Anthony, Stephone (LB) — Clemson .....	7	Benjamin, Guy (DB) — Stanford .....
22	Anthony, Tyrone (RB) — North Carolina .....	63	Bennett, Barry (DE) — Concordia (Minn.) .....
47	Anzalone, Alex (LB) — Florida .....	91	Bennett, Monte (DT) — Kansas State .....
25	Apple, Eli (CB) — Ohio State .....	83, 86	Benson, Cliff (TE) — Purdue .....
60	Archibald, Ben (T) — Brigham Young .....	65	Bentley, LeCharles (G/C) — Ohio State .....
72	Armstead, Terron (T) — Arkansas-Pine Bluff .....	17	Berger, Mitch (P) — Colorado .....
50	Armstrong, Ray-Ray (LB) — Miami (Fla.) .....	46	Betts, Ladell (RB) — Iowa .....
85	Arnold, Dan (TE) — Wisconsin-Platteville .....	47	Beverly, Dwight (RB) — Illinois .....
53	Aroux, Stanley (LB) — Wake Forest .....	59	Biegel, Vince (LB) — Wisconsin .....
87	Arrington, Adrian (WR) — Michigan .....	99	Bighill, Adam (LB) — Central Washington .....
49	Asiodu, K.C. (LB) — Central Oklahoma .....	18	Blake, Jeff (QB) — East Carolina .....
89	Askson, Bert (TE) — Texas Southern .....	10	Blanchard, Cary (K) — Oklahoma State .....
45	Athas, Pete (S) — Tennessee .....	16	Blanchard, Tom (P) — Oregon .....
81	Atkins, Doug (DE) — Tennessee .....	76	Board, Dwaine (DE) — North Carolina A&T .....
28	Atkins, Gene (S) — Florida A&M .....	57	Bockwold, Colby (LB) — Brigham Young .....
47	Austin, Cliff (RB) — Clemson .....	77	Boeke, Jim (T) — Heidelberg .....
92	Ayodele, Remi (DT) — Oklahoma .....	23	Booker, Fred (CB) — Louisiana State .....
		56	Bordano, Chris (LB) — Southern Methodist .....
		50	Bordelon, Ken (LB) — Louisiana State .....

OWNER

FOOTBALL

ADMINISTRATION

RECORDS

HISTORY

# ALL-TIME ROSTER

OWNER

FOOTBALL

ADMINISTRATION

RECORDS

HISTORY

25	Bosarge, Wade (DB) — Tulsa.....	1977	24	Chapman, Clarence (CB) — Eastern Michigan.....	1976-80
86	Botkin, Kirk (TE) — Arkansas.....	1994-95	89	Chapman, Gil (WR) — Michigan.....	1975
4	Bouman, Todd (QB) — St. Cloud State.....	2003-05	97	Charleston, Jeff (DE) — Idaho State.....	2008-11
77	Boysarsky, Jerry (DT) — Pittsburgh.....	1981	92	Chase, Martin (DT) — Oklahoma.....	2000-02
21	Boyd, Greg (S) — Arizona.....	1974	33	Chatman, Jesse (RB) — Eastern Washington.....	2005
36	Boykin, Greg (RB) — Northwestern.....	1977	37, 30	Cherry, Je'Rod (DB) — California.....	1996-99
69	Boykin, McKinley (DT) — Mississippi.....	2007	85	Childs, Henry (TE) — Kansas State.....	1974-80
35	Branch, Jamaal (RB) — Colgate.....	2006-07	51	Childs, Ron (LB) — Washington State.....	1995
95	Brannon, Robert (DE) — Arkansas.....	1987	13	Cipa, Larry (QB) — Michigan.....	1974-75
40	Breaux, Delvin (CB) — None.....	2015-16	71	Clancy, Kendrick (DT) — Mississippi.....	2007-09
9	Brees, Drew (QB) — Purdue.....	2006-2020	64	Clapp, Will (G/C) — Louisiana State.....	2018
85	Brenner, Hoby (TE) — Southern California.....	1981-93	75	Clark, Bruce (DE) — Penn State.....	1982-88
82	Brewer, Johnny (LB) — Mississippi.....	1968-70	54	Clark, Danny (LB) — Illinois.....	2006, 10
5	Bridgewater, Teddy (QB) — Louisville.....	2018-19	78	Clark, Kelvin (G) — Nebraska.....	1982-85
10	Brien, Doug (K) — California.....	1995-2000	89	Clark, Robert (WR) — North Carolina Central.....	1987-88
67	Brock, Stan (T) — Colorado.....	1980-92	29	Clark, Vinnie (CB) — Ohio State.....	1994
90	Bromley, Jay (DT) — Syracuse.....	2018	51, 50	Clarke, Phil (LB) — Penn State.....	1999-2001
2	Brooks, Aaron (QB) — Virginia.....	2000-05	42	Clay, Willie (S) — Georgia Tech.....	1999
99	Broughton, Willie (DE) — Miami (Fla.).....	1995-96	85	Clelland, Cameron (TE) — Washington.....	1998-99, 2001
96	Brown, Alex (DE) — Florida.....	2010	56	Clemons, Charlie (LB) — Georgia.....	2000-02
36	Brown, Bob (TE) — Alcorn State.....	1972-73	15	Cobbs Jr., Simmie (WR) — Indiana.....	2018
71	Brown, Charles (T) — Southern California.....	2010-13	66	Cody, Bill (LB) — Auburn.....	1967-70
22	Brown, Charlie (RB) — Missouri.....	1967-68	4	Cofer, Mike (K) — North Carolina State.....	1987
24, 21, 20	Brown, Derek (RB) — Nebraska.....	1993-96	86	Colchico, Dan (DE) — San Jose State.....	1969
35	Brown, Fakhri (CB) — Grambling State.....	2002-05	16	Coleman, Brandon (WR) — Rutgers.....	2014-17
70	Brown, Jammal (T) — Oklahoma.....	2005-09	55	Coleman, Don (LB) — Michigan.....	1974-75
90	Brown, Malcom (DT) — Texas.....	2019-20	29	Coleman, Kurt (S) — Ohio State.....	2018
27	Brown, Ray (S) — West Texas A&M.....	1978-80	45	Collins, Jed (FB) — Washington State.....	2011-13
39	Browner, Brandon (CB) — Oregon State.....	2015	13	Collins, Kerry (QB) — Penn State.....	1998
11	Brunell, Mark (QB) — Washington.....	2008-09	43	Collins, Larry (RB) — Texas A&M-Kingsville.....	1980
92	Bryant, Tony (DE) — Florida State.....	2003-05	59	Colman, Wayne (LB) — Temple.....	1969-74, 76
16	Buck, Mike (QB) — Maine.....	1990-93	12	Colston, Marques (WR) — Hofstra.....	2006-15
26	Buck, Vince (DB) — Central State (Ohio).....	1990-95	66	Commiskey, Chuck (G) — Mississippi.....	1986-88
29	Bullocks, Josh (S) — Nebraska.....	2005-08	83	Connell, Albert (WR) — Texas A&M.....	2001
77	Bunkley, Brodrick (DT/NT) — Florida State.....	2012-14	58	Conner, Darion (LB) — Jackson State.....	1994
36	Burchfield, Don (TE) — Ball State.....	1971	70	Contz, Bill (T) — Penn State.....	1986-88
83	Burke, Vern (TE) — Oregon State.....	1967	85	Conwell, Ernie (TE) — Washington.....	2003-06
55	Burkett, Jackie (LB) — Auburn.....	1967-70	87	Cook, Jared (TE) — South Carolina.....	2019-20
11	Burns, Ed (QB) — Nebraska.....	1978-80	41	Cook, Toi (CB) — Stanford.....	1987-93
76	Burns, Bo (S) — Houston.....	1967-69	10	Cooks, Brandin (WR) — Oregon State.....	2014-16
0	Burrough, Ken (WR) — Texas Southern.....	1970	57	Coombs, Larry (C) — Idaho.....	1980
80	Burton, Larry (WR) — Purdue.....	1975-77	97	Cooper, Josh (DE) — Mississippi.....	2006-07
32	Burton, Michael (FB) — Rutgers.....	2020	71	Cooper, Richard (T) — Tennessee.....	1990-95
25	Bush, Rafael (S) — South Carolina State.....	2012-15, 2017	18	Copper, Terrance (WR) — East Carolina.....	2006-08
25	Bush, Reggie (RB) — Southern California.....	2006-10	79	Cordileone, Lou (DT) — Clemson.....	1967-68
74	Bushrod, Jermon (T) — Towson.....	2007-12, 2018	44	Cordill, Olie (P) — Memphis.....	1969
59	Bussey, Nate (LB) — Illinois.....	2011	47	Cortez, Bruce (CB) — Parsons.....	1967
3	Butler, Bill (RB) — Kansas State.....	1972-74	37	Cota, Chad (S) — Oregon.....	1998
3	Butler, Skip (K) — Texas-Arlington.....	1971	39	Covington, John (S) — Notre Dame.....	1995
45	Byrd, Israel (CB) — Utah State.....	1993-95	51	Cox, Bryan (LB) — Western Illinois.....	2002
31	Byrd, Jarius (S) — Oregon.....	2014-16	21	Craft, Jason (CB) — Colorado State.....	2004-08
<b>C</b>					
39, 38	Cadet, Travis (RB) — Appalachian State.....	2012-16	46, 20, 25	Crawley, Ken (CB) — Colorado.....	2016
3	Calhoun, Taveze (CB) — Mississippi State.....	2016	55	Creech, Bob (LB) — Texas Christian.....	1973
5	Callahan, Joe (QB) — Wesley.....	2016	44	Crist, Chuck (S) — Penn State.....	1975-77
12	Callaway, Marquez (WR) — Tennessee.....	2020	51	Croom, Sylvester (C) — Alabama.....	1975
17	Camario, Greg (WR) — Stanford.....	2012	51	Crosby, Ron (LB) — Penn State.....	1978
35	Campbell, Earl (RB) — Texas.....	1984-85	4	Cundiff, Billy (K) — Drake.....	2006
73	Campbell, Joe (DE) — Maryland.....	1977-80	60	Cunningham, Carl (LB) — Houston.....	1971
80	Campbell, Mark (TE) — Michigan.....	2006-08	15	Cuzzo, Gary (QB) — Virginia.....	1967
59	Campen, James (C/G) — Tulane.....	1987-88	<b>D</b>		
4	Canfield, Sean (QB) — Oregon State.....	2010-11	69	Dalton, Oakley (DT) — Jackson State.....	1977
35	Canty, Chris (CB) — Kansas State.....	2000	10	Daniel, Chase (QB) — Missouri.....	2009-12, 2017
51	Capone, Warren (LB) — Louisiana State.....	1976	92	Davenport, Marcus (DE) — Texas-San Antonio.....	2018
3	Carney, John (K) — Notre Dame.....	2001-06, 2009-10	42	David, Jason (CB) — Washington State.....	2007-08
80	Carr, Austin (WR) — Northwestern.....	2017-20	76	Davidson, Jeff (T) — Ohio State.....	1994
40	Carr, Chris (CB) — Boise State.....	2013	20	Davis, A.J. (CB) — Jacksonville State.....	2012
65	Carr, Tom (DE) — Morgan State.....	1968	30	Davis, Akeem (S) — Memphis.....	2015
74	Carroll, Herman (DE) — Mississippi State.....	1994	15	Davis, Bob (QB) — Virginia.....	1973
55	Carroll, Travis (LB) — Florida.....	2002-03	86	Davis, Dave (WR) — Tennessee State.....	1974
80	Carroll, Wesley (WR) — Miami (Fla.).....	1991-92	56	Davis, Demario (LB) — Arkansas State.....	2018
21	Carter, Dale (CB) — Tennessee.....	2002-03	36	Davis, Dick (RB) — Nebraska.....	1970
65	Carter, David (C) — Western Kentucky.....	1984-85	53	Davis, Don (LB) — Kansas.....	1996-98
32	Carter, Ki-Jana (RB) — Penn State.....	2003-04	73	Davis, Isaac (G) — Arkansas.....	1997
41	Carter, Tim (CB) — Tulane.....	2001	63	Davis, Norman (G) — Grambling State.....	1969
37	Carter, Tony (CB) — Florida State.....	2015	53	Davis, Ted (LB) — Georgia Tech.....	1967-69
52	Cassilas, Jonathan (LB) — Wisconsin.....	2009, 2011-12	52	Davis, Todd (LB) — Sacramento State.....	2014
23	Cassady, Craig (DB) — Ohio State.....	1977	95	Davis, Travis (DT) — Michigan State.....	1990
86	Caster, Rich (TE) — Jackson State.....	1981	47	Davis, Travis (S) — Notre Dame.....	1995
51	Chambers, Rusty (LB) — Tulane.....	1975-76			
89	Chandler, Wes (WR) — Florida.....	1978-81			

# ALL-TIME ROSTER

28	Davis, Troy (RB) — Iowa State	1997-99	27	Fenderson, James (RB) — Hawaii	2001-03
95	Davidson, Tyler (DT) — Fresno State	2015-18	22	Fenerty, Gill (RB) — Holy Cross	1990-91
86	Dawkins, Sean (WR) — California	1998	56	Ferguson, Jim (LB) — Southern California	1968
81	Dawsey, Lawrence (WR) — Florida State	1999	71	Fersen, Paul (T) — Georgia	1973-74
26, 80	Dawsey, Stacey (WR) — Indiana	1987	28	Fichtner, Ross (S) — Purdue	1968
55	Dawson, Keyunta (OLB) — Texas Tech	2013	4	Fields, Brandon (P) — Michigan State	2015
95	Deaderick, Brandon (NT/DE) — Alabama	2014	26	Fields, Jitter (PR) — Texas	1984
55	DeForest, Joe (LB) — Louisiana-Lafayette	1987	55	Fields, Mark (LB) — Washington State	1995-2000
47	DeGrenier, Jack (RB) — Texas-Arlington	1974	11	Fife, Jason (QB) — Oregon	2006
60	de la Puente, Brian (C) — California	2011-13	69	Fifer, Bill (G) — West Texas A&M	1978
47	Del Rio, Jack (LB) — Southern California	1985-86	56	Fincher, Alfred (LB) — Connecticut	2005-07
9, 12	Delhomme, Jake (QB) — Louisiana-Lafayette	1998-2002	44	Fink, Mike (CB) — Missouri	1973
39	Deloatch, Curtis (CB) — North Carolina A&T	2006	63	Finnie, Roger (T) — Florida A&M	1979
19	Dempsey, Tom (K) — Palomar (Calif.) College	1969-70	55	Flanigan, Jim (LB) — Pittsburgh	1971
87	DeRamus, Lee (WR) — Wisconsin	1995-96	82	Fleener, Coby (TE) — Stanford	2016-17
32	DeRatt, Jim (DB) — North Carolina	1975	3	Flynn, Matt (QB) — Louisiana State	2015
79	Derby, Glenn (T) — Wisconsin	1989-90	52	Fokou, Moise (ILB) — Maryland	2014
51	Didin, John (LB/C) — Oregon State	1971-74	71	Folau, Spencer (T/G) — Idaho	2002-04
80	Dikins, Darnell (DE) — Pittsburgh	2009	62	Fontenot, Jerry (C) — Texas A&M	1997-2003
20	Dixon, Brian (CB) — Northwest Missouri State	2014-16	5	Forbath, Kai (K) — UCLA	2015
56	Dixon, Ernest (LB) — South Carolina	1994-97	92	Ford, Henry (DT) — Arkansas	2003
95	Dixon, Ronnie (DT) — Cincinnati	1993	28	Ford, James (RB) — Texas Southern	1971-72
66	Dobler, Conrad (G) — Wyoming	1978-79	52	Forde, Brian (LB) — Washington State	1988-91
25	Dodd, Al (WR) — Northwestern State	1969-71	97	Foster, Glenn (DE) — Illinois	2013-14
72	Dombrowski, Jim (G/T) — Virginia	1986-96	11	Fourcade, John (QB) — Mississippi	1987-90
86	Donovan, Tom (WR) — Penn State	1980	53	Fourcade, Keith (LB) — Mississippi	1987
88	Dorris, Andy (DE) — New Mexico State	1973-76	16	Fowler III, Bennie (WR) — Michigan State	2020
21	Douglas, John (CB) — Texas Southern	1967-68	43	Fowler, Bobby (FB) — Louisiana Tech	1984-85
95	Douglas, Marques (DE) — Howard	2000	37	Frampton, Eric (S) — Washington State	2013
10	Douglass, Bobby (QB) — Kansas	1976-77	99	Franklin, Aubrayo (DT) — Tennessee	2011
86, 80	Dowdell, Marcus (WR) — Tennessee State	1992-93	59	Franklin, Jerry (ILB) — Arkansas	2014
50	Dowell, Andrew (LB) — Michigan State	2020-	80	Franklin, P.J. (WR) — Tulane	1999
22	Drakeford, Tyrnone (CB) — Virginia Tech	1998-99	37	Franz, Todd (S) — Tulsa	2000
47	Drescher, Justin (LS) — Colorado	2010-16	51	Fraser, Jim (P) — Wisconsin	1968
83	Duckett, Kenny (WR) — Wake Forest	1982-85	32	Frazier, Paul (RB) — Northwestern State	1989
95	Dumbauld, Jonathan (DE) — Kentucky	1986-88	31, 37	Frederick, Terrence (CB) — Texas A&M	2013-14
56, 54	Dunbar, Jo-Lonn (LB) — Boston College	2008-11, 15	55	Freeman, Reggie (LB) — Florida State	1993
86	Dunbar, Jubilee (WR) — Southern	1973	55	Freeny, Jonathan (LB) — Rutgers	2017
63	Dunbar, Karl (DE) — Louisiana State	1993	15	Fritsch, Toni (K) — None	1982
32	Dunbar, Vaughn (RB) — Indiana	1992-94-95	55	Fujita, Scott (LB) — Florida	2006-09
10, 15	Durkee, Charlie (K) — Oklahoma State	1967-68, 71-72	11	Fuller, Corey (WR) — Virginia Tech	2016
47	Dusenberry, Bill (RB) — Johnson C. Smith	1970	24	Fuller, Johnny (S) — Lamar	1973-75
			77	Fullington, John (OL) — Washington State	2017
			72	Fultz, Mike (DT) — Nebraska	1977-80

## E

89	Early, Quinn (WR) — Iowa	1991-95
62	Easton, Nick (G/C) — Harvard	2019-20
91, 58	Edballi, Kasim (DE/LB) — Boston College	2014-17
36	Eckel, Kyle (FB) — Navy	2009
63	Edelman, Brad (G) — Missouri	1982-89
83	Edwards, Kelvin (WR) — Liberty	1986
97	Edwards Jr., Mario (DL) — Florida State	2019
33	Edmunds, Trey (RB) — Maryland	2017
55	Ellerbe, Darnell (LB) — Georgia	2015-16
64	Elliott, Ted (DT) — Minn. State-Mankato	1987
97	Elliott, Tony (DT) — North Texas	1982-88
98	Ellis, Sedrick (DT) — Southern California	2008-12
55	Ellis, Kaden (LB) — Idaho	2019-
52	Emmanuel, Frank (LB) — Tennessee	1970
79	Epps, Tony (DT) — Memphis	1995
14	Erbeben, Russell (K/P) — Texas	1979-83
84	Estes, Lawrence (DE) — Alcorn State	1970-71
71	Eulls, Kaleb (DT) — Mississippi State	2015
59	Evans, Chuck (LB) — Stanford	1980-81
44	Evans, Heath (FB) — Auburn	2009-10
73	Evans, Jahri (G) — Bloomsburg	2006-16
54	Evans, Troy (LB) — Cincinnati	2007-09
17	Everett, Jim (QB) — Purdue	1994-96

## F

10	Fagan, Julian (P) — Mississippi	1970-72
52	Faine, Jeff (C) — Notre Dame	2006-07
90	Fairley, Nick (DT) — Auburn	2016
44	Farasopoulos, Chris (S) — Brigham Young	1974
56	Farber, Hap (LB) — Mississippi	1970
87	Farquhar, John (TE) — Duke	1997-98
38	Fassitt, Greg (CB) — Grambling State	2009
96	Faulkner, Jeff (DE) — Southern	1993
58	Federspiel, Joe (LB) — Kentucky	1972-80
42	Feeney, Travis (LB) — Washington	2016
9	Feller, Happy (K) — Texas	1972-73
20	Felton, Eric (CB) — Texas Tech	1978-80

## G

46	Gajan, Hokie (FB) — Louisiana State	1982-85
34	Galbreath, Tony (RB) — Missouri	1976-80
93	Galette, Junior (DE/OLB) — Stillman	2010-14
62, 60, 46, 86	Gammon, Kendall (C) — Pittsburg State	1996-99
72	Gandy, Wayne (T) — Auburn	2003-05
80	Garcia, Jim (DE) — Purdue	1967
88	Gardner, Talman (WR) — Florida State	2003-04
22	Gardner-Johnson, C.J. (DB) — Florida	2019-
83	Garrett, Len (TE) — New Mexico Highlands	1973-75
20	Gary, Russell (S) — Nebraska	1981-86
20	Gay, Randall (CB) — Louisiana State	2008-10
97	Geathers, James (DE) — Wichita State	1984-89
60	George, Tearmus (DE) — Kansas State	2008
85	Ghent, Ronnie (TE) — Louisville	2007
15	Gibbs, Donnie (P) — Texas Christian	1974
27	Gibson, Antonio (SS) — Cincinnati	1986-89, 92
77	Gilbert, Daren (T) — Cal State-Fullerton	1985-88
42, 41	Gilliam, John (WR) — South Carolina State	1967-68, 77
25	Gillilee, Mike (RB) — Florida	2018
89	Gilmore, John (TE) — Penn State	2011
19	Ginn Jr., Ted (TE) — Ohio State	2017-19
37	Giordano, Matt (S) — California	2010
95	Glasgow, Ryan (DT) — Michigan	2020-
37	Gleason, Steve (S) — Washington State	2000-06
31	Glenn, Aaron (CB) — Texas A&M	2008
29	Glenn, Vencie (S) — Indiana State	1991
82	Glover, Andrew (TE) — Grambling State	2000
97	Glover, La'Roi (DT) — San Diego State	1997-2001
91	Goff, Robert "Pig" (DT) — Auburn	1990-95
77	Golch, Dan (DT) — California	1971
88	Goodlow, Eugene (WR) — Kansas State	1983-86
39	Goodson, Demetri (CB) — Baylor	2018
76, 55	Goodwin, Jonathan (C) — Michigan	2006-10, 2014
82	Gottschalk, Darren (TE) — Cal Lutheran	1987
4	Gowin, Toby (P) — North Texas	2000-02
7	Graham, Ben (P) — Deakin	2008

OWNER

FOOTBALL

ADMINISTRATION

RECORDS

HISTORY



# ALL-TIME ROSTER

OWNER

FOOTBALL

ADMINISTRATION

RECORDS

HISTORY

89	Graham, Daniel (TE) — Colorado.....	2012	86	Harris, Rod (WR) — Texas A&M.....	1989
80	Graham, Jimmy (TE) — Miami (Fla.).....	2010-14	86	Harrison, Victor (WR) — North Carolina.....	1987
3	Graham, Shayne (K) — Virginia Tech.....	2013-14	88	Hart, Ben (S) — Oklahoma.....	1967
17	Graham, T.J. (WR) — North Carolina State.....	2015	72	Hart, Jeff (T) — Oregon State.....	1976
6	Gramatica, Martin (K) — Kansas State.....	2007-08	53	Hart, Tommy (DE) — Morris Brown.....	1980
91	Granderson, Carl (DE) — Wyoming.....	2019	5	Hartley, Garrett (K) — Oklahoma.....	2008-13
40	Granger, Hoyle (RB) — Mississippi State.....	1971	67	Harvey, George (G) — Kansas.....	1967
94	Grant, Charles (DE) — Georgia.....	2002-09	52	Harvey, Richard Jr. (LB) — Tulane.....	1995-97
58	Grant, Cie (LB) — Ohio State.....	2003-04	26	Harvey, Richard Sr. (DB) — Jackson State.....	1971
74	Gray, Cecil (T) — North Carolina.....	1993	88	Hastings, Andre (WR) — Georgia.....	1997-99
21	Gray, David (DB) — East Los Angeles JC.....	1979	70, 74	Haverdink, Kevin (T) — Western Michigan.....	1989-91
48	Gray, J.T. (DB) — Mississippi State.....	2018	80	Havlik, Sam (WR) — Bucknell.....	1974
33	Gray, Kevin (DB) — Eastern Illinois.....	1982	57	Hawthorne, David (LB) — TCU.....	2012-15
72	Gray, Leon (T) — Jackson State.....	1982-83	36	Hawthorne, Michael (CB) — Purdue.....	2000-03
37	Gray, Mel (RB) — Purdue.....	1986-88	29	Hayes, Billie (CB) — San Diego State.....	1972
18	Grayson, Garrett (QB) — Colorado State.....	2015	89	Hayes, Mercury (WR) — Michigan.....	1996-97
79	Greco, John (G) — Toledo.....	2017	92	Haynes, James (LB) — Mississippi Valley State.....	1984-89
45	Green, Arthur (RB) — Albany State.....	1972	81	Haynes, Michael (WR) — Northern Arizona.....	1994-96
77	Green, Chaz (G/T) — Florida.....	2018	97	Haynes, Michael (DE) — Penn State.....	2006
95	Green, Howard (DT) — Louisiana State.....	2003-04	49	Hazelton, Major (DB) — Florida A&M.....	1970
85	Green, Paul (TE) — Southern California.....	1996	3	Hebert, Bobby (QB) — Northwestern State.....	1985-89, 91-92
53	Green, Sammy (LB) — Florida.....	1980	59	Heene, Ben (LB) — Kansas.....	2017
10	Green, Skyler (WR) — Louisiana State.....	2008	26	Heidel, Jimmy (S) — Mississippi.....	1967
32	Green, T.J. (DB) — Clemson.....	2019	19	Henderson, Devery (WR) — Louisiana State.....	2004-12
23	Green, Victor (S) — Akron.....	2003	20	Henderson, Othello (S) — UCLA.....	1993-94
73	Greenidge, Ethan (OL) — Villanova.....	2019	91	Hendrickson, Trey (DE) — Florida Atlantic.....	2017-20
38	Greer, Donovan (CB) — Texas A&M.....	1997	65	Henry, Ricky (G) — Nebraska.....	2012
32, 33	Greer, Jabari (CB) — Tennessee.....	2009-13	87	Hermann, Don (WR) — Waynesburg.....	1975-77
74	Gregory, Ted (DT) — Syracuse.....	1988	54	Herring, Will (LB) — Auburn.....	2011-13
35	Gresham, Bob (RB) — West Virginia.....	1971-72	84	Hester, Jim (TE) — North Dakota.....	1967-69
45	Griffin, Garrett (TE) — Air Force.....	2017-18, 20	63	Hester, Ray (LB) — Tulane.....	1971-73
4	Griffin, Ryan (QB) — Tulane.....	2013-14	23	Hewitt, Chris (S) — Cincinnati.....	1997-99
28	Groce, DeJuan (CB) — Nebraska.....	2006	45, 34	Heyward, Craig (FB) — Pittsburgh.....	1988-92
78	Grooms, Elois (DB) — Tennessee Tech.....	1975-81	76	Hicks, Akiem (DT/DE) — Regina (Sask.).....	2012-15
40	Gros, Earl (RB) — Louisiana State.....	1970	81	Higgins, Michael (TE) — Nebraska-Omaha.....	2011-12
56	Gross, Lee (C) — Auburn.....	1975-77	34	Hightower, Tim (RB) — Richmond.....	2015-16
66	Groth, Jeff (WR) — Bowling Green.....	1981-85	62	Hilgenberg, Jay (C) — Iowa.....	1993
86	Grubbs, Ben (G) — Auburn.....	2012-14	61	Hilgenberg, Joel (C/G) — Iowa.....	1984-93
18	Guess, Terry (WR) — Gardner-Webb.....	1996	62	Hill, John (C) — Lehigh.....	1975-84
84	Guliford, Eric (WR) — Arizona State.....	1997-98	89	Hill, Josh (TE) — Idaho State.....	2013-20
96	Gunn, Mark (DE) — Pittsburgh.....	1994	87	Hill, Lonzell (WR) — Washington.....	1987-90
58	Gwacham, Obum (DE) — Oregon State.....	2015-16	81	Hill, Randal (WR) — Miami (Fla.).....	1997
62	Gwinn, Ross (G) — Northwestern State.....	1968	7	Hill, Taysom (QB) — Brigham Young.....	2017
			40, 21	Hilliard, Dalton (RB) — Louisiana State.....	1986-93
			76	Hills, Keno (GT) — Louisiana-Lafayette.....	1996-99
			76	Hills, Tony (T) — Texas.....	2015-16
			81, 86	Hilton, Zachary (TE) — North Carolina.....	2003-05
81	Hakim, Az-Zahir (WR) — San Diego State.....	2005	78	Hines, Glen Ray (T) — Arkansas.....	1971-72
19	Hakim, Saalim (WR) — Tarleton State.....	2012	24	Hoage, Terry (DB) — Georgia.....	1984-85
78	Halapin, Mike (G) — Pittsburgh.....	1999	53	Hobbs, Billy (LB) — Texas A&M.....	1997
30	Haley, Grant (CB) — Penn State.....	2020	80	Hobbs, Daryl (WR) — Pacific.....	1972
35	Hall, Korey (FB) — Boise State.....	2011	12	Hobert, Billy Joe (QB) — Washington.....	1997-99
81, 89	Hall, Lamont (TE) — Clemson.....	2000-02, 2004-05	2	Hocker, Zach (K) — Arkansas.....	2015
86	Hall, Tom (WR) — Minnesota.....	1967	98	Hodge, Milford (DE) — Washington State.....	1986
56	Hall, Willie (LB) — Southern California.....	1972-73	52	Hodge, Sedrick (LB) — North Carolina.....	2001-05
83	Hamilton, Andy (WR) — Louisiana State.....	1975	56, 50	Hodges, Gerald (LB) — Penn State.....	2017
30	Hamilton, Lynell (RB) — San Diego State.....	2008-09	14	Hodson, Tom (QB) — Louisiana State.....	1995-96
96	Hamilton IV, Woodrow (DT) — Mississippi.....	2017	81	Hogan, Krishawn (WR) — Marian.....	2019
70, 96	Hamler, Uhuru (DL) — Delaware State.....	1998-99	57	Holden, Curtis (LB) — Washington State.....	2001
99	Hand, Norman (DT) — Mississippi.....	2000-02	70	Holden, Sam (T) — Grambling State.....	1971
33	Hampton, Saquan (DB) — Rutgers.....	2019	61	Holland, Montrae (G) — Florida State.....	2003-06
98	Hanna, Jim (DT) — Louisville.....	1994	18	Hollas, Hugo (S) — Rice.....	1970-72
10	Hansen, Brian (P) — Sioux Falls.....	1984-88	51	Holloway, Stan (LB) — California.....	1980
42	Hansen, Chase (LB) — Utah.....	2020	45	Holmes, Jack (RB) — Texas Southern.....	1978-82
98	Haralson, Parys (OLB) — Tennessee.....	2013-14	21	Holt, Terrence (S) — North Carolina State.....	2008
34	Hardee Sr., Justin (DB) — Illinois.....	2017-20	87	Horn, Joe (WR) — Itawamba (Miss.) JC.....	2000-06
28	Harding, Greg (DB) — Nicholls State.....	1984	84	Hoomanawanui, Michael (TE) — Illinois.....	2015, 2017
87	Hardy, Larry (TE) — Jackson State.....	1978-85	28	Hoskins, Derrick (S) — Southern Mississippi.....	1996
14	Hargett, Edd (QB) — Texas A&M.....	1969-72	47	Houser, Kevin (LS) — Ohio State.....	2000-08
69	Hargrove, Anthony (DL) — Georgia Tech.....	2009-10	68	Housman, Walter (T/G) — Upsala.....	1987
80	Harper, Alvin (WR) — Tennessee.....	1997	93	Howard, Darren (DE) — Kansas State.....	2000-05
28	Harper, Deveron (S) — Notre Dame.....	2003-04	20	Howard, Gene (CB) — Langston.....	1968-70
13	Harper, Rod (WR) — Murray State.....	2009	35	Howard, Reggie (CB) — Memphis.....	2000
41	Harper, Roman (S) — Alabama.....	2006-13, 2016	20	Howell, Delles (CB) — Grambling State.....	1970-72
3	Harrington, Joey (QB) — Oregon.....	2008	52	Huard, John (LB) — Maine.....	1971
30	Harris, Bill (RB) — Colorado.....	1971	70	Hubbard, Dave (T) — Brigham Young.....	1977
79, 76	Harris, Bryce (T) — Fresno State.....	2012-14, 2017	69	Hudson, Nat (G) — Georgia.....	1981
36, 26	Harris, Corey (CB) — North Alabama.....	1999-2000	92	Hughes III, John (DT) — Cincinnati.....	2017
11	Harris, Deonte (WR/RS) — Assumption.....	2019	54	Hughes, Pat (LB) — Boston.....	1977-79
21	Harris, DeVante (CB) — Texas A&M.....	2016-17	33	Hughes, Tyrone (CB) — Nebraska.....	1993-96
30	Harris, Erik (DB) — California (Pa.).....	2016	54, 53	Humber, Ramon (LB) — North Dakota State.....	2010-15
80	Harris, Herbert (WR) — Lamar.....	1986-87	84	Humphrey, Lij Jordan (WR) — Texas.....	2019
82	Harris, Ike (WR) — Iowa State.....	1978-81	84	Humphrey, Tony (TE) — Central Michigan.....	2009-11
92	Harris, Orien (DT) — Miami (Fla.).....	2007			

# ALL-TIME ROSTER

76	Hunt, Kevin (T) — Doane.....	1978
95	Hunt, Margus (DL) — Southern Methodist.....	2020
97	Hunt, Phillip (DE) — Houston.....	2015
60	Hunt, Robert (G) — Virginia.....	1999
32	Hunter, Earnest (RB) — Southeast Oklahoma.....	1996
48	Hunter, Kendall (RB) — Oklahoma State.....	2015
28	Hurley, Bill (DB) — Syracuse.....	1982-83
74	Hurst, James (G/T) — North Carolina.....	2020-
88	Hyatt, Fred (WR) — Auburn.....	1973

## I

47	Ingram, Jake (LS) — Hawaii.....	2010
28, 22	Ingram II, Mark (RB) — Alabama.....	2011-18
12	Ingram, Kevin (QB) — East Carolina.....	1987
27	Irvin, Ken (CB) — Memphis.....	2002
82	Ismail, Qadry (WR) — Syracuse.....	1998
21	Israel, Steve (CB) — Pittsburgh.....	2001
29	Ivory, Chris (RB) — Tiffin.....	2010-12

## J

30	Jackson, Ernie (CB) — Duke.....	1972-77
91	Jackson, Grady (DT) — Knoxville.....	2002-03
47	Jackson, Greg (S) — Louisiana State.....	1996
58	Jackson, Jonathan (LB) — Oregon State.....	2001
57	Jackson, Rickey (LB) — Pittsburgh.....	1981-93
88	Jackson, Willie (WR) — Florida.....	2000-01
52	Jacobs, Harry (LB) — Bradley.....	1970
64	Jacox, Kendyl (G/C) — Kansas State.....	2002-05
22	Jakes, Van (CB) — Kent State.....	1986-88
50	James, Philip (C) — Southern.....	1987
33	Jean-Baptiste, Stanley (CB) — Nebraska.....	2014
43	Jean-Baptiste, Garland (FB) — Louisiana State.....	1987
80	Jeffries, Haywood (WR) — North Carolina State.....	1996
96	Jeffries, Dameian (DE) — Alabama.....	1995
20	Jenkins, Janoris (CB) — North Alabama.....	2019-20
92	Jenkins, John (NT/DT) — Georgia.....	2013-16
27	Jenkins, Malcolm (CB/S) — Ohio State.....	2009-13, 2020-
72	Jenkins, Trezele (T) — Michigan.....	1997
36	Jennings, Stanford (RB) — Furman.....	1991
68	Jetton, Paul (G) — Texas.....	1992-93
19	Johnson, Alonzo (WR) — Central State (Ohio).....	1998
35	Johnson, Austin (FB) — Tennessee.....	2014-15
22	Johnson, Benny (CB) — Johnson C. Smith.....	1976
34	Johnson, Bobby (DB) — Texas.....	1983-84, 86
77	Johnson, Carl (G) — Nebraska.....	1972-73
90	Johnson, George (DE) — Rutgers.....	2017
6	Johnson, Dirk (P) — Northern Colorado.....	2002
21	Johnson, Earl (CB) — South Carolina.....	1985
82	Johnson, Eric (TE) — Yale.....	2007
58	Johnson, J.R. (LB) — Syracuse.....	2002
94	Johnson, Joe (DE) — Louisville.....	1994-98, 2000-01
50	Johnson, John (LB) — Clemson.....	1995
83	Johnson, Juwan (WR) — Oregon.....	2020-
45	Johnson, Nate (RB) — Texas Southern.....	1987
59	Johnson, Rufus (OLB) — Tarleton State.....	2013
96	Johnson, Tom (DE/DT) — Southern Mississippi.....	2011-13
86	Johnson, Tony (TE) — Alabama.....	1996-98
95	Johnson, Trevor (DE) — Nebraska.....	2006
80	Johnson, Tyrone (WR) — Western State (Colo.).....	1994
29	Johnson, Udra (RB) — West Virginia.....	1989
53	Johnson, Vaughan (LB) — North Carolina State.....	1986-93
90	Johnson, Walter (LB) — Louisiana Tech.....	1989
36	Jones, Andrew (RB) — Washington State.....	1975-76
58	Jones, Brian (LB) — Texas.....	1995-96, 98
19	Jones, Charlie (WR) — Fresno State.....	2000
74	Jones, Clarence (T) — Maryland.....	1996-98
30	Jones, Don (S) — Arkansas State.....	2015
53	Jones, Donta (LB) — Nebraska.....	2000
95, 92	Jones, Ernest (DE) — Oregon.....	1995-98
29	Jones, Herana-Daze (S) — Indiana.....	2009
89	Jones, Jamal (WR) — North Carolina A&T.....	2006
59	Jones, J.J. (LB) — Arkansas.....	2002
78	Jones, Jerry (T) — Bowling Green.....	1967-69
21	Jones, Julius (RB) — Notre Dame.....	2010
32	Jones, Kim (FB) — Colorado State.....	1976-79
86, 89	Jones, Mike (WR) — Tennessee State.....	1986-87, 89
20	Jones, Ray (DB) — Southern.....	1978-79
27	Jones, Reginald (CB) — Memphis.....	1991-94
15	Jones, Seantavious (WR) — Valdosta State.....	2014-15
27	Jones, Selwyn (CB) — Colorado State.....	1994
34	Jones, Tebucky (S) — Syracuse.....	2003-04

37	Jones Jr., Tony (RB) — Notre Dame.....	2020-
23	Jordan, Buford (FB) — McNeese State.....	1986-92
94	Jordan, Cameron (DE) — California.....	2011-
45	Jordan, Jimmy (RB) — Florida.....	1967
45	Joseph, Keith (RB) — Texas A&M.....	2006

## K

43	Kaesviham, Kevin (S) — Augustana (S.D.).....	2007-08
41	Kamara, Alvin (RB) — Tennessee.....	2017-
71	Kaplan, Ken (T) — New Hampshire.....	1987
44	Karney, Mike (FB) — Arizona State.....	2004-08
2	Kasay, John (K) — Georgia.....	2011
46	Kearney, Jim (S) — Prairie View A&M.....	1976
28	Keaton, Curtis (RB) — James Madison.....	2002
78	Keim, Mike (T) — Brigham Young.....	1991
65	Kelemete, Senio (C/G) — Washington.....	2014-17
30	Kelley, Les (RB) — Alabama.....	1967-69
68	Kelly II, Derrick (TE) — Davidson.....	2020-
87	Kelly, Mike (TE) — Davidson.....	1973
32, 24, 47	Kelly, Rob (S) — Ohio State.....	1997-2000
5	Kemp, Florian (K) — Pennsylvania.....	1987
60	Kennard, Derek (G) — Nevada.....	1991-93
82	Kennison, Eddie (WR) — Louisiana State.....	1999
49	Kao, Shiloh (S) — Idaho.....	2016
44	Kikaha, Hau'oli (LB/DE) — Washington.....	2015, 2017
17	Kilmer, Billy (QB) — UCLA.....	1967-70
45	Kimbrough, Elbert (S) — Northwestern.....	1968
61	King, Ed (G) — Auburn.....	1995-97
75	King, Mitch (DT) — Iowa.....	2011
53	Kingree, Rick (LB) — Tulane.....	1973-78
18	Kirkwood, Keith (WR) — Temple.....	2018-19
68	Klein, A.J. (LB) — Iowa State.....	2017-19
58	Kline, Alan (T) — Ohio State.....	1994-95
40	Knafec, Greg (TE) — Notre Dame.....	1983
53	Knight, Roger (LB) — Wisconsin.....	2001-04
29	Knight, Sammy (S) — Southern California.....	1997-2002
78	Knight, Shawn (DE) — Brigham Young.....	1987
58	Knox, Kyle (LB) — Fresno State.....	2013-14
66	Knowles, David (T) — Indiana.....	1977
55	Kohlbrand, Joe (LB) — Miami (Fla.).....	1985-89
43	Kopay, Dave (LB) — Washington.....	1971
60	Korte, Steve (C) — Arkansas.....	1983-90
52	Kovach, Jim (LB) — Kentucky.....	1979-85
89	Kramer, Kent (TE) — Minnesota.....	1967
9	Kramer, Tommy (QB) — Rice.....	1990
50	Kreutz, Olin (C) — Washington.....	2011
21	Krimm, John (S) — Notre Dame.....	1982
99	Kruger, Paul (DE) — Utah.....	2016
28	Kuhn, John (FB) — Shippensburg.....	2016-17
18	Kumerow, Jake (WR) — Wisconsin-Whitewater.....	2020
50	Kupp, Jake (G) — Washington.....	1967-75
67	Kuziel, Bob (C) — Pittsburgh.....	1972
57	Kyle, Jason (LS) — Arizona State.....	2009-10

## L

64	Lafary, Dave (T) — Purdue.....	1977-85
39	LaGrand, Morris (RB) — Tampa.....	1975
96	Lake, Antwan (DT) — West Virginia.....	2006-08
19	Lampman, Jake (WR) — Ferris State.....	2016
96	Langford, Kendall (DL) — Hampton.....	2017
67	LaPorta, Phil (T) — Penn State.....	1974-75
36	Lasco, Daniel (RB) — California.....	2016-17
23	Lattimore, Marshon (CB) — Ohio State.....	2017-
12	Laufenberg, Babe (QB) — Indiana.....	1986
53	Laurinaitis, James (LB) — Ohio State.....	2016
82	Lawrie, Nate (TE) — Yale.....	2005-06
39	Lawson, Odell (RB) — Langston.....	1973-74
50	Leach, Scott (LB) — Ohio State.....	1987
74	Leach, William (G/T) — North Carolina State.....	1987
48	Leach, Vonta (RB) — East Carolina.....	2006
60	Leckey, Nick (C) — Kansas State.....	2009
11	Lee, Bivian (CB) — Prairie View.....	1971-75
39	Lee, Carl (DB) — Marshall.....	1994
32	Lee, Mark (CB) — Washington.....	1991
43	Leggett, Tyrone (CB) — Nebraska.....	1992-95
62	Leggett, Brad (C) — Southern California.....	1990-91
72	Leggett, Earl (DT) — Louisiana State.....	1967-68
35	Lehan, Michael (CB) — Minnesota.....	2008
68	Lehr, Matt (C/G) — Virginia Tech.....	2008
75, 95	Leisle, Rodney (DT) — UCLA.....	2004-06, 09
68	Lelito, Tim (G/C) — Grand Valley State.....	2013-16

# ALL-TIME ROSTER

OWNER

FOOTBALL

ADMINISTRATION

RECORDS

HISTORY

52	Lemon, Mike (LB) — Kansas	1975
40	Leonard, Brian (RB) — Rutgers	2014
61	LeRibeus, Josh (G) — Southern Methodist	2017-18
89	Lewis, Derrick (WR) — San Diego State	2002-03
93	Lewis, Gary (DT) — Oklahoma State	1983
22	Lewis, Gary (RB) — Arizona State	1970
28, 21	Lewis, Keenan (CB) — Oregon State	2013-15
24	Lewis, Marvin (RB) — Tulane	1982
84	Lewis, Michael (WR) — None	2001-06
98	Lewis, Reggie (DE) — San Diego State	1982-84
29	Lewis, Rodney (CB) — Nebraska	1982-84
87, 11, 14	Lewis, Tommylee (WR) — Northern Illinois	2016-18, 2020
3	Leyboldt, John (K) — None	1978
78	Linden, Errol (T) — Houston	1969-70
54	Lindsey, Dale (LB) — Western Kentucky	1973
7	Linhart, Toni (K) — Austria Tech	1972
42	Linn, Zach (FB) — Southern Methodist	2017-19
86	Lipps, Louis (WR) — Southern Mississippi	1992
20, 21	Little, Earl (DB) — Miami (Fla.)	1998-99
48	Livingston, Andy (RB) — Phoenix (Ariz.) College	1969-70
61	Loberg, Greg (G/T) — California	1987
70	Loewen, Mitchell (DL) — Arkansas	2017-19
50	Lofton, Curtis (LB) — Oklahoma	2012-14
0	Logan, Obert (S) — Trinity	1967
2	Lohmiller, Chip (K) — Minnesota	1995
89	Long, Dave (DE) — Iowa	1969-72
26	Looney, Joe Don (RB) — Oklahoma	1969
34	Lorick, Tony (RB) — Arizona State	1968-69
41	Lorig, Erik (FB) — Stanford	2014
78	Lucas, Cornelius (T) — Kansas State	2018
46	Lumpkin, Sean (S) — Minnesota	1992-96
88	Lusk, Kendrick (TE) — Utah	1996
3	Lutz, Wil (K) — Georgia State	2016
43	Lyons, Dicky (S) — Kentucky	1970

## Mc

25, 26, 30	McAfee, Fred (RB) — Mississippi College	1991-93, 2000-06
29	McAlister, Chris (CB) — Arizona	2009
26	McAllister, Deuce (RB) — Mississippi	2001-09
90	McBride, Turk (DE) — Tennessee	2011-12
57	McCain, Chris (LB) — California	2016
36	McCall, Don (RB) — Southern California	1967-68, 70
29	McCauley, Marcus (CB) — Fresno State	2009
19	McClard, Bill (K) — Arkansas	1973-75
13, 44	McCleskey, J.J. (WR/S) — Tennessee	1993-96
67	McCollum, Andy (G) — Toledo	1994-98
71, 75	McCormick, Dave (T) — Louisiana State	1967-68
7	McCown, Luke (QB) — Louisiana State	2013-16
78	McCoy, Erik (C/G) — Texas A&M	2019
51	McCoy, Larry (LB) — Lamar	1987
59	McCoy, Matt (LB) — San Diego State	2007
44	McCraty, Fred (FB) — Mississippi State	1997
93	McCray, Bobby (DE) — Florida	2008-09
80	McCullough, Earl (WR) — Southern California	1974
76	McDaniel, Tony (DT) — Tennessee	2017
30	McDougle, Dexter (DB) — Maryland	2016
36	McIntyre, Cory (RB) — West Virginia	2006
19	McGarity, Wayne (WR) — Texas	2001
18	McGeoghan, Phil (WR) — Maine	2003
49	McGill, Ralph (S) — Tulsa	1978-79
77	McGlynn, Mike (G) — Pittsburgh	2015
76	McGuire, Gene (C) — Notre Dame	1992
92	McIntosh, Toddick (DE) — Florida State	1995
43, 34	McKenzie, Mike (CB) — Memphis	2004-09
97	McKinley, Alvin (DT) — Mississippi State	2008
59	McKinnon, Ronald (LB) — North Alabama	2005
42	McLemore, Dana (DB) — Hawaii	1986
26	McMillan, Mark (CB) — Alabama	1996
27	McNeill, Rod (RB) — Southern California	1974-75
12	McNeill, Tom (P) — Stephen F. Austin	1967-69
5	McPherson, Adrian (QB) — Florida State	2005
25	McQuay, Leon (RB) — Tampa	1976
76	McQuistan, Pat (T) — Weber State	2011

## M

47	Mack, Cedric (CB) — Baylor	1992-93
44	Mack, Elbert (CB) — Troy	2012
24	Mack, Milton (CB) — Alcorn State	1987-91
26	Mailei, Marcus (FB) — Weber State	2009
86	Manhertz, Chris (TE) — Canisius	2016
8	Manning, Archie (QB) — Mississippi	1971-75, 77-82

91	Marchiol, Ken (LB) — Mesa State	1987
2	Mare, Olindo (K) — Syracuse	2007
75	Marrone, Doug (G) — Syracuse	1989
40	Marsalis, Jim (S) — Tennessee State	1977
15	Marshall, Brandon (WR) — Central Florida	2018
23	Marshall, James (DB) — Jackson State	1980
59	Martin, Chris (LB) — Auburn	1983
22	Martin, D'Artagnan (CB) — Kentucky State	1971
84	Martin, Eric (WR) — Louisiana State	1985-93
10	Martin, Jamie (QB) — Weber State	2006-07
93	Martin, Wayne (DE/DT) — Arkansas	1989-99
86	Martini, Rich (WR) — Cal-Davis	1981
23	Massey, Robert (CB) — North Carolina Central	1989-90
23	Mathis, Kevin (CB) — Texas A&M-Commerce	2000-01
56	Mathis, Reggie (LB) — Oklahoma	1979-80
35	Matthews, Henry (RB) — Michigan State	1973
37	Maulet, Arthur (CB) — Memphis	2017-18
64	Maurer, Andy (G) — Oregon	1974
56	Mauti, Michael (LB) — Penn State	2015-17
84	Mauti, Rich (WR) — Penn State	1977-80, 82-83
39	Maxie, Brett (S) — Texas Southern	1990-93
28	Maxson, Alvin (RB) — Southern Methodist	1974-76
75	Mayberry, Jermaine (G) — Texas A&M Kingsville	2005
22	Mayes, Michael (CB) — Louisiana State	1989
36	Mayes, Rueben (RB) — Washington State	1986-88, 90
17	Meachem, Robert (WR) — Tennessee	2007-11, 13-14
5	Mehlhaff, Taylor (K) — Wisconsin	2008
80	Meier, Shad (TE) — Kansas State	2005
51, 53	Mellon, Terrence (LB) — Rice	2004-06
81	Meredith, Cameron (WR) — Illinois State	2018
19	Merkens, Gudo (QBWR/DB) — Sam Houston State	1980-85
57	Merlo, Jim (LB) — Stanford	1973-74, 76-79
71	Merrill, Casey (DT) — Cal-Davis	1986
70	Messeroll, Mark (T) — Florida State	1978
92, 99	Mickell, Darren (DE) — Florida	1996-97, 99
54	Middleton, Rick (LB) — Ohio State	1974-75
10	Mike-Mayer, Steve (K) — Maryland	1978
83	Miller, Billy (TE) — Southern California	2006-08
67	Miller, Bubba (C/G) — Tennessee	2002
84	Miller, Junior (TE) — Nebraska	1984
69	Miller, Les (DT) — Fort Hays State	1991-94
80	Miller, Mike (WR) — Tennessee	1985
51	Mills, Sam (LB) — Montclair State	1986-94
10	Milne, Brian (FB) — Penn State	2000
32	Minor, Lincoln (RB) — New Mexico State	1973
88	Mitchell, Derrell (WR) — Texas Tech	1994
83	Mitchell, Johnny (TE) — Nebraska	2001
94	Mitchell, Kawika (LB) — South Florida	2010
50	Mitchell, Keith (LB) — Texas A&M	1997-01
50	Mitchell, Kevin (LB) — Syracuse	1998-1999
50	Mitchell, Marvin (LB) — Tennessee	2007-10
40	Mitchell, Mel (S) — Western Kentucky	2002, 04-05
98	Mohamed, Mike (LB) — California	2015
25	Molden, Alex (CB) — Oregon	1996-2000
97	Monroe, Derrius (DE) — Virginia Tech	2002
77	Montgomery, Marv (T) — Southern California	1976-77
24	Montgomery, Monty (S) — Houston	2004
88	Montgomery II, Ty (WR/RB) — Stanford	2020
74	Moers, Doug (DE) — Whittier	1971-72
74	Moore, Derland (DT) — Oklahoma	1973-85
95	Moore, Eric (DE) — Florida State	2006
32	Moore, Jerald (RB) — Oklahoma	2000
25	Moore, Jerry (S) — Arkansas	1973-74
16	Moore, Lance (WR) — Toledo	2005-13
21	Moore, Reynaud (CB) — UCLA	1971
24	Moore, Sterling (CB) — Southern Methodist	2016-17
73	Mooring, John (T) — Tampa	1974
13	Morgan, Joseph (WR) — Walsh	2012, 2014-15
57	Morgan, Mike (LB) — Louisiana State	1969-70
77	Morris, Chris (T) — Indiana	1975
76	Morrison, Don (T) — Texas-Arlington	1971-77
30	Morse, Bobby (FB) — Michigan State	1989-91
6	Morstead, Thomas (P) — Southern Methodist	2009-20
30	Morton, Chad (RB) — Southern California	2000
99	Muhammad, Abdul-Qadin (DE) — Miami (Fla.)	2017
42	Muncie, Chuck (RB) — California	1976-80
31	Murphy, Jerome (CB) — South Florida	2012
23	Murphy, Marcus (RB/RS) — Missouri	2015-16
28	Murray, Latavius (RB) — Central Florida	2019
22	Muster, Brad (FB) — Stanford	1993-94
37	Myers, Tommy (S) — Syracuse	1972-81
55	Myles, DeShone (LB) — Nevada	2001

# ALL-TIME ROSTER

## N

65	Naeole, Chris (G) — Colorado	1997-01
55	Naine, Rob (LB) — Oregon	1981-83
23, 22	Neal, Lorenzo (DE) — Fresno State	1993-96
87, 68	Neal, Richard (DE) — Southern	1969-72, 78
36	Neel, Derrick (FB) — Grambling State	1993-95
37	Nelson, Jerico (S) — Arkansas	2012
36	Nesbit, Jamar (G/T) — South Carolina	2004-09
24	Nevett, Elijah (CB) — Clark Atlanta	1967-70
64	Newkirk, Robert (DE) — Michigan State	1999
41	Newland, Bob (WR) — Oregon	1971-74
30	Newman, Anthony (S) — Oregon	1995-97
86	Newman, Patrick (WR) — Utah State	1991-93
78	Newsome, Billy (DE) — Grambling State	1973-74
31	Newsome, Richard (S) — Michigan State	2001
77	Newton, Derek (T) — Arkansas State	2018
38	Nicholson, Calvin (CB) — Oregon State	1989-91
77	Nicks, Carl (G) — Nebraska	2008-11
93, 79	Ninkovich, Rob (DE) — Purdue	2006, 2008
11	Ninowski, Jim (QB) — Michigan State	1969
33	Norris, Moran (FB) — Kansas	2001-02
60	Novitsky, Craig (C/T) — UCLA	1994-96
13	Nussmeier, Doug (QB) — Idaho	1994-97
36	Nyval, Vic (RB) — Northwestern State	1970

## O

2	O'Neal, Ken (TE) — Oklahoma State	1987
10	O'Neal, Steve (P) — Texas A&M	1973
14	O'Sullivan, J.T. (QB) — Cal-Davis	2002-04
29	Ogden, Ray (WR) — Alabama	1967
86	Ojo, Onome (WR) — Cal-Davis	2001
57	Okafor, Alex (DE) — Texas	2017-18
65	Ola, Michael (T) — Hampton	2018-19
28	Oldham, Chris (S) — Oregon	2000-01
70, 69	Olsen, Eric (G/C) — Notre Dame	2011-12, 2014
60	Omameh, Patrick (G/T) — Michigan	2019
93	Omyemata, David (DT) — Manitoba (Canada)	2016
45	Oporum, Toben (FB) — Kansas	2015
86	Ortega, Buck (TE) — Miami (Fla.)	2008-09
30	Ortiz, Ricky (FB) — Oregon State	2019
35	Otis, Jim (RB) — Ohio State	1970
66	Oubre, Louis (G) — Oklahoma	1982-84
49	Owens, Artie (WR) — West Virginia	1980
30	Owens, Chris (CB) — San Jose State	2015
72	Owens, Joe (DE) — Alcorn State	1971-75
86	Owens, John (TE) — Notre Dame	2006-07
83	Owens, Tinker (WR) — Oklahoma	1976, 78-80

## P

35	Pahukoa, Shane (S) — Washington	1995
4	Pakulak, Glenn (P) — Kentucky	2008
3	Palko, Tyler (QB) — Pittsburgh	2007
52	Palmer, Dick (LB) — Kentucky	1972-73
75	Palmer, Emile (DT) — Syracuse	1996
42, 88	Parker, Joel (WR) — Florida	1974-75, 77
96	Parker, Steve (DE) — Idaho	1980
83	Parks, Dave (TE) — Texas Tech	1968-72
58	Parr, David (DT) — Stanford	2017
17	Partridge, Rick (P) — Utah	1979
80	Patton, Jerome (WR) — Washington	2002-04
32	Patrick, Johnny (CB) — Louisville	2011-12
81	Patten, David (WR) — Western Carolina	2007-08
88	Pattison, Mark (WR) — Washington	1987-88
51	Paul, Whitney (LB) — Colorado	1982-85
75	Peat, Andrus (T/G) — Stanford	2015
53	Pelluer, Scott (LB) — Washington State	1981-85
71	Perot, Pety (G) — Northwestern State	1985
80	Perriman, Brett (WR) — Miami (Fla.)	1988-90
39	Perry, Darren (S) — Penn State	2000
32	Perry, Vernon (S) — Jackson State	1983
33	Perry, Wilmont (RB) — Livingstone	1998-99
28	Peterson, Adrian (RB) — Oklahoma	2017
49	Pettit, Rob (T) — Pittsburgh	2006
45	Petry, Stan (CB) — Texas Christian	1991
34	Phillips, Jess (RB) — Michigan State	1973-74
86	Phillips, John (TE) — Virginia	2016-17
38	Phillips, Kenny (S) — Miami (Fla.)	2015
43	Phillips, Kim (CB) — North Texas	1989
37	Philyaw, Dino (RB) — Oregon	1999

76	Pietrzak, Jim (C) — Eastern Michigan	1979-84
35	Pittman, David (CB) — Northwestern State	2008
75	Pittman, Julian (DT) — Florida State	1998
22	Pitts, Elijah (RB) — Philander Smith	1970
85	Poage, Ray (TE) — Texas	1967-70
25	Poe, Johnnie (CB) — Missouri	1981-87
82	Pollard, Bob (DE) — Weber State	1971-77
83	Poole, Keith (WR) — Arizona State	1997-2000
88	Poole, Nate (WR) — Marshall	2005
70	Port, Chris (G/T) — Duke	1991-95
59	Porter, Rufus (LB) — Southern	1995-96
22	Porter, Tracy (CB) — Indiana	2008-11
40	Powell, Marvin (FB) — Southern California	1999
56	Powell, Ronald (OLB) — Florida	2014
33	Preece, Steve (DB) — Oregon State	1969
90	Pressley, DeMario (DT) — North Carolina State	2009
75	Price, Alex (DT) — Alcorn State	1973-80
70	Price, Marcus (T) — Louisiana State	2000-01
31	Proleau, Pierson (S) — Virginia Tech	2009-10
23	Profit, Joe (RB) — Louisiana-Monroe	1973
65	Prudhomme, Remi (G/C) — Louisiana State	1971-72
37	Pugh, Jordan (S) — Texas A&M	2013

## R

47	Rackley, David (DB) — Texas Southern	1985
71	Ramczyk, Ryan (T) — Wisconsin	2017
21	Ramsey, Nate (S) — Indiana	1973
16	Ramsey, Steve (QB) — North Texas	1970
98	Rankins, Sheldon (DT) — Louisville	2016-20
86	Rasby, Walter (TE) — Wake Forest	2003
66	Rasley, Rocky (G) — Oregon State	1974
22	Ray, Ricky (CB) — Norfolk State	1979-80
21	Reaves, Ken (CB) — Norfolk State	1974
56	Rebowe, Rusty (LB) — Nicholls State	1978
58	Reddick, Kevin (LB) — North Carolina	2013
52	Redd, Glen (LB) — Brigham Young	1981, 83-86
86	Reed, Jake (WR) — Grambling State	2000-02
60	Reese, Don (DE) — Jackson State	1978-80
39	Reis, Chris (S) — Georgia Tech	2007-10
75	Rengel, Mike (DT) — Hawaii	1969
76	Reyes, Tutan (T) — Mississippi	2000-02
84	Rhem, Steve (WR) — Minnesota	1994-95
1	Ricardo, Benny (K) — San Diego State	1980-81
5	Rice, Floyd (LB) — Alcorn State	1978
78	Richardson, Bobby (DE) — Indiana	2015
56	Richardson, Jay (OLB) — Ohio State	2013
75	Richey, Mike (T) — North Carolina	1970
84	Riley, Preston (WR) — Memphis	1973
66, 68	Riley, Victor (T) — Auburn	2002-04
14	Riordan, Tim (QB) — Temple	1987
77	Rissmiller, Ray (T) — Georgia	1967
82	Rivers, Marcellus (TE) — Oklahoma State	2006
97	Roach, Malcolm (DL) — Texas	2020
83	Roaches, Carl (KR) — Texas A&M	1985
77	Roaf, William (T) — Louisiana Tech	1993-2001
95	Robbins, Austin (DT) — North Carolina	1996-99
27	Roberts, Walt (WR) — San Jose State	1967
52	Robertson, Craig (LB) — North Texas	2016-20
32	Robinson, Josh (DB) — Central Florida	2018
29	Robinson, Khiry (RB) — West Texas A&M	2013-15
34, 21	Robinson, Patrick (CB) — Florida State	2010-14, 18
70	Robinson, Craig (T) — Houston	1972-73
47	Robinson, Virgil (RB) — Grambling State	1971-72
70, 68	Robinson, William (T) — San Diego State	2011-12
15	Roby, Courtney (WR) — Indiana	2008-12
34	Rodenberger, Jeff (FB) — Maryland	1987
59	Rodgers, Derrick (LB) — Arizona State	2003-04
54	Roe, Bill (LB) — Colorado	1987
38	Rogers, George (RB) — South Carolina	1981-84
41	Rogers, Jimmy (RB) — Oklahoma	1980-84
92	Rogers, Shaun (DT) — Texas	2011
26	Rogers, Steve (RB) — Louisiana State	1975
75	Rollins, Baron (G) — Louisiana Tech	1994
44	Rose, George (CB) — Auburn	1967
55	Ross, Scott (LB) — Southern California	1991
78	Roth, Tom (C/G) — Southern Illinois	1994
70	Rourke, Jim (T) — Boston College	1985
54	Roussel, Tom (LB) — Southern Mississippi	1971-72
76	Rowe, Dave (DT) — Penn State	1967-70
3	Royals, Mark (P) — Appalachian State	1997-98
56	Ruff, Orlando (LB) — Furman	2003-04
51	Ruiz, Cesar (C/G) — Michigan	2020



# ALL-TIME ROSTER

OWNER

FOOTBALL

ADMINISTRATION

RECORDS

HISTORY

55	Ruud, Barrett (LB) — Nebraska	2012
89	Ryan, Sean (TE) — Boston College	2008
54	Ryzcek, Paul (C) — Virginia	1981

## S

99	Sagapolutele, Pio (DT) — San Diego State	1997
68	Saindon, Pat (G) — Vanderbilt	1986
73	Sandeman, Bill (T) — Pacific	1967
17	Sanders, Emmanuel (WR) — Southern Methodist	2020
74	Sanderson, Scott (G/T) — Washington State	2001-02
38, 33	Sanford, Jamarca (S) — Mississippi	2014-15
51	Saul, Bill (LB) — Penn State	1969
18	Saunders, Jalen (WR) — Oklahoma	2014
93, 95	Savage, Josh (DE) — Utah	2007-08
85	Savoie, Nicky (TE) — Louisiana State	1997
83	Scales, Greg (TE) — Wake Forest	1988-91
21	Scarpatti, Joe (DB) — North Carolina State	1970
24	Scott, Bryan (S) — Penn State	2006
63	Schmidt, Roy (G) — Long Beach State	1967-68
40	Schmidt, Terry (CB) — Ball State	1974-75
65	Schreiber, Adam (G) — Texas	1985
33	Schultz, Randy (RB) — Northern Iowa	1967-68
71	Schumacher, Kurt (G) — Ohio State	1975-77
48	Schwartz, Don (S) — Washington State	1978-80
60	Schweda, Brian (DE) — Kansas	1967-68
74	Sciffes, Steve (T) — Wyoming	1999
12	Scott, Bobby (QB) — Tennessee	1973-82
80	Scott, Lindsay (WR) — Georgia	1982-85
87	Scott, Malcolm (TE) — Louisiana State	1987
84	Seal, Paul (TE) — Michigan	1974-76
37	Seamster, Sammy (CB) — Middle Tennessee State	2015
63	Setterstrom, Chad (G) — Northern Iowa	2004-06
66	Seymour, Ryan (G) — Vanderbilt	2015
28	Shabazz, Sideeq (S) — New Mexico State	2005
58	Shanle, Scott (LB) — Nebraska	2006-12
42	Sharper, Darren (S) — William & Mary	2009-10
30	Shaw, Bob (WR) — Winston-Salem State	1970
76	Shaw, Rickie (T) — North Carolina	1993
89	Shepard, Derrick (WR) — Oklahoma	1989
67	Shimmers, John (G) — Xavier (Ohio)	1969-71
88	Shockey, Jeremy (TE) — Miami (Fla.)	2008-10
5	Shuler, Heath (QB) — Tennessee	1997-98
28	Shy, Don (RB) — San Diego State	1969
71	Siglar, Ricky (T) — San Jose State	1997-98
15	Siemian, Trevor (QB) — Northwestern	2020-
51	Simmons, Brian (LB) — North Carolina	2007
53	Simmons, Dave (LB) — Georgia Tech	1967
25	Simmons, Jerry (WR) — Bethune-Cookman	1967
96	Simmons, Michael (DE) — Mississippi State	1989-90
53	Simoneau, Mark (LB) — Kansas State	2006-08
54	Simonini, Ed (LB) — Texas A&M	1982
79	Slaughter, Chuck (T) — South Carolina	1982
53	Slaughter, T.J. (LB) — Southern Mississippi	2005
88, 48	Sloan, David (TE) — New Mexico	2002-03
81, 84	Slutzker, Scott (TE) — Iowa	1998-99
83	Small, Torrance (WR) — Alcorn State	1992-96
99	Smeenge, Joel (DE/LB) — Western Michigan	1990-94
32	Smith, Antowain (RB) — Houston	2005
91	Smith, Brady (DE) — Colorado State	1996-99
30	Smith, Cedric (FB) — Florida	1991
54	Smith, Darrin (LB) — Miami (Fla.)	2000-04
24	Smith, Dwight (S) — Akron	2005
82	Smith, Irv (TE) — Notre Dame	1993-97
90	Smith, Kenny (DT) — Alabama	2001-04
36, 26	Smith, Lamar (RB) — Houston	1998-99, 2003
66	Smith, Royce (G) — Georgia	1972-73
99	Smith, Shaun (DT) — South Carolina	2004
44	Smith, Terrelle (FB) — Arizona State	2000-03
10	Smith, Tre Quan (WR) — Central Florida	2018-
92	Smith, Vinson (LB) — East Carolina	1998-99
51	Smith, Will (DE) — Ohio State	2004-12
83	Snead IV, Willie (WR) — Ball State	2015-17
33	Sobomehin, Olaniyi (FB) — Portland State	2008
11	South, Ronnie Lee (QB) — Arkansas	1968
33	Spears, Ernest (S) — Southern California	1990
57	Spence, Noah (DE) — Eastern Kentucky	1992-95
37	Spencer, Jimmy (CB) — Florida	1992-95
29	Spencer, Maurice (CB) — North Carolina Central	1974-76, 78
96	Spicer, Paul (DE) — Saginaw Valley State	2009
28	Spiller, C.J. (RB) — Clemson	2015-16
47	Spivey, Mike (CB) — Colorado	1980-81
43	Sproles, Darren (RB) — Kansas State	2011-13

16	Stabler, Ken (QB) — Alabama	1982-84
89	Stachelski, Dave (TE) — Boise State	2000-01
83	Stallworth, Donté (WR) — Tennessee	2002-05
76, 95	Stallworth, Taylor (DT) — South Carolina	2018-19
90	Stanley, Israel (DE) — Arizona State	1995
72	Stanley, Montavious (DT) — Louisville	2008
32	Stauch, Scott (RB) — UCLA	1981
27	Stecker, Aaron (RB) — Western Illinois	2004-08
27	Stemrick, Greg (CB) — Colorado State	1983
22	Stevens, Howard (RB) — Louisville	1973-74
26	Stewart, Jimmy (S) — Tulsa	1977
87	Stickles, Monty (TE) — Notre Dame	1968
68	Stieve, Terry (G) — Wisconsin	1976-77
84	Stills, Kenny (WR) — Oklahoma	2013-14
78	Stinchcomb, Jon (T) — Georgia	2003-04, 06-10
55	Stincio, Tom (LB) — Michigan	1972
71	Stokes, Fred (DE) — Georgia Southern	1996
52	Stonebreaker, Mike (LB) — Notre Dame	1994
37	Stonebreaker, Steve (LB) — Detroit	1967-68
23	Stoutmire, Omar (S) — Fresno State	2006
49	Stowers, Tommie (TE) — Missouri	1992-93
33	Strachan, Mike (RB) — Iowa State	1975-80
58	Strand, Eli (G) — Iowa State	1967
64	Strief, Zach (T) — Northwestern	2006-17
42	Strong, Jim (RB) — Houston	1971-72
41	Strong, William (CB) — North Carolina State	1995-96
54	Stupar, Nate (LB) — Penn State	2016-17
73	Sturm, Jerry (T/C) — Illinois	1967-70
68	Sturt, Fred (G) — Bowling Green	1978-81
97	Sullivan, Johnathan (DT) — Georgia	2003-05
43	Sunseri, Vinnie (S) — Alabama	2014
60	Sutherland, Doug (G) — Wisconsin-Superior	1970
20	Sutton, Jon (CB) — New Mexico	1987
29	Sutton, Reggie (CB) — Miami (Fla.)	1987-88
27	Swann, Damian (CB) — Georgia	2015
36	Swearinger Sr., D.J. (DB) — South Carolina	2019-20
14	Sweetan, Karl (QB) — Wake Forest	1968
38	Sweeting, Rod (CB) — Georgia Tech	2013
56	Swilling, Pat (LB) — Georgia Tech	1986-92
79	Swinney, Clovis (DT) — Arkansas State	1970
69	Swoopes, Pat (DT) — Mississippi State	1987-89
15	Szaro, Rich (K) — Harvard	1975-78
88	Szymkowski, Dave (WR) — West Texas A&M	1968

## T

72	Talbert, Don (T) — Texas	1969-70
14	Tanner, Andy (WR) — Midwestern State	2013
55	Tapp, Darryl (DE) — Virginia Tech	2016
15	Tate, Brandon (WR) — North Carolina	2018
22	Taylor, Derrick (S) — North Carolina State	1987
71	Taylor, James (T) — Missouri	1978-81
31	Taylor, Jim (RB) — Louisiana State	1967
29	Taylor, Keith (S) — Illinois	1992-93
77	Taylor, Mike (T) — Southern California	1969-70
65	Tennant, Matt (CG) — Boston College	2010-11
51	Te'o, Manti (LB) — Notre Dame	2017-19
78	Terrell, Daryl (T) — Southern Mississippi	1999-2001
50	Terry, Corey (LB) — Tennessee	2000
86	Thaxton, James (TE) — Tennessee State	1976-77
35	Theretz, Robenson (S) — Auburn	2016
28	Thomas, Anthony (RB) — Michigan	2005
23	Thomas, Charlie (KR) — Tennessee State	1975
85	Thomas, Curtland (WR) — Missouri	1987
85	Thomas, David (TE) — Texas	2009-12
22	Thomas, Fred (CB) — Tennessee-Martin	2000-07
79	Thomas, Henry (G) — Texas State	1987
99	Thomas, Hollis (DT) — Northern Illinois	2006-08
89	Thomas, Joe (WR) — Mississippi Valley State	1987
33	Thomas, Joey (CB) — Montana State	2005
14	Thomas, Levon (WR) — Georgia Tech	2005
13	Thomas, Michael (WR) — Ohio State	2016
23	Thomas, Pierre (RB) — Illinois	2007-14
17	Thomas, Speedy (WR) — Utah	1973-74
89	Thompson, Aundra (WR) — Texas A&M-Commerce	1981-82
37	Thompson, Bennie (S) — Grambling	1989-91
27	Thompson, Bobby (SE) — Arizona	1969
65	Thompson, Dave (T) — Clemson	1974-75
96	Thorp, Don (DT) — Illinois	1984
33	Thurman, Junior (DB) — Southern California	1987
82	Tice, John (TE) — Maryland	1983-92
74	Tilleman, Mike (DT) — Montana	1967-70
71	Tillman, Faddie (DT) — Boise State	1972



# ALL-TIME ROSTER

11, 14	Todd, Richard (QB) — Alabama	1984-85
54	Toles, Alvin (LB) — Tennessee	1985-88
11	Tolliver, Billy Joe (QB) — Texas Tech	1998-2000
63	Tom, Cameron (C) — Southern Mississippi	2017-18, 2020
90	Tomich, Jared (DE) — Nebraska	1997-2000
88	Toon, Nick (WR) — Wisconsin	2013-14
24	Torrence, Leigh (CB) — Stanford	2008-11
32	Toussaint, Darrell (DB) — Northwestern State	1987
71	Townes, Willie (DE) — Tulsa	1970
65	Traplo, Steve (G) — Boston College	1987-90-92
82	Trautman, Adam (TE) — Dayton	2020-
57	Trusnik, Jason (LB) — Ohio Northern	2016
54	Tubbs, Winfred (LB) — Texas	1994-97
58	Tuipala, Joe (LB) — San Diego State	1999
26	Tullis, Willie (CB) — Troy State	1985-86
68	Turley, Kyle (G/T) — San Diego State	1998-2002
97	Tumbull, Renaldo (DE/LB) — West Virginia	1990-96
88	Turner, Floyd (WR) — Northwestern State	1989-93
78	Turner, Landon (OL) — North Carolina	2016
96	Tuttle, Shy (DT) — Tennessee	2019-
86	Twynner, Gunnard (WR) — Western Illinois	1997
42	Tyler, Toussaint (RB) — Washington	1981-82

## U

62	Uhlenhake, Jeff (C) — Ohio State	1994-95
60	Unger, Max (C) — Oregon	2015-18

## V

32	Vaccaro, Kenny (S) — Texas	2013-17
35	Van Wagner, Jim (FB) — Michigan Tech.	1978
52	Vanderbunt, Skip (LB) — Oregon State	1978
86	Vander Laan, Jason (TE) — Ferris State	2019
68	Vandersee, Phil (LB) — Massachusetts	1967
79	Verdon, Jimmy (DE) — Arizona State	2005
66	Verstegen, Mike (G) — Wisconsin	1995-97
51	Virga, Jonathan (LB) — Miami (Fla.)	2008-13
62	Virgil, Lawrence (NT) — Valdosta State	2014

## W

30	Wade, Trevin (CB) — Arizona	2013
70	Wagner, Terrence (C) — Sacramento State	2003
87	Wainwright, Frank (TE) — Northern Colorado	1991-93
83	Walker, Dwight (WR) — Nicholls State	1987
78	Walker, Jeff (G) — Memphis	1988-89
80	Walker, Mike (DE) — Tulane	1971
75, 97	Walter, Tyrann (DT/DE) — Tulsa	2012-14, 2018
85	Wales, Wesley (TE) — Mississippi	1994-95
4	Walsh, Steve (QB) — Miami (Fla.)	1990-93
21	Ward, Carl (S) — Michigan	1969
72	Ward, Chris (T) — Ohio State	1984
58	Ward, Phillip (LB) — UCLA	2000
77	Warford, Larry (G) — Kentucky	2017-19
98	Warner, Ron (LB) — Kansas	1998
73	Warren, Frank (DE) — Auburn	1981-89, 91-94
42	Warren, Pierre (S) — Jacksonville State	2014
55	Washington, Dave (LB) — Alcorn State	1980
27, 24	Washington, Dwayne (RB) — Washington	2018-
26	Washington, Mickey (CB) — Texas A&M	1997
59	Waters, Anthony (LB) — Clemson	2009-10
88	Waters, Mike (TE) — San Diego State	1987
82	Watson, Benjamin (TE) — Georgia	2013-15, 2018
55	Watson, Courtney (LB) — Notre Dame	2004-05
67	Watson, John (T) — Oklahoma	1977-79
61	Watson, Mike (T) — Miami (Ohio)	1977
49	Wattlet, Frank (S) — Kansas State	1981-87
44	Waymer, Dave (DB) — Notre Dame	1980-89
42, 24	Weary, Fred (CB) — Florida	1998-2001
7	Weatherford, Steve (P) — Illinois	2006-08
85	Weatherspoon, Cephus (WR) — Fort Lewis College	1972
28	Webb, B.W. (CB) — William & Mary	2016
56	Weissenhofer, Ron (LB) — Notre Dame	1987
42	Welch, Claxton (RB) — Oregon	1970
54	Wendryhoski, Joe (C) — Illinois	1967-68
60	Westbrooks, Greg (LB) — Colorado	1975-77
84	Wheatley, Austin (TE) — Iowa	2000
39	Wheelwright, Ernie (RB) — Southern Illinois	1967-70
86	Whitaker, Creston (WR) — North Texas	1972
24	White, Corey (CB/S) — Samford	2012-14
79	White, Mitch (T) — Oregon State	2001

98	Whitehead, Willie (DE/DT) — Auburn	1999-2006
23	Whitsell, Dave (CB) — Indiana	1967-69
59	Whittingham, Fred (LB) — Cal Poly-San Luis Obispo	1967-68
23	Whittle, Ricky (RB) — Oregon	1996
66	Wickert, Tom (G) — Washington State	1975-76
49	Wicks, Bob (WR) — Utah State	1974
47	Wilcox, Josh (TE) — Oregon	1998-99
99	Wilkinson, Jimmy (DL) — Oklahoma	2010
94	Wilks, Jim (DE/DT) — San Diego State	1981-93
82	Williams, Boo (TE) — Arkansas	2001-04
51	Williams, Brian (LB) — Southern California	2001
88	Williams, Brooks (TE) — North Carolina	1978-81
61	Williams, Del (G) — Florida State	1967-73
90	Williams, James (LB) — Mississippi State	1990-94
24	Williams, Joe (RB) — Wyoming	1972
45	Williams, John (FB) — Wisconsin	1986
27	Williams, Jonathan (RB) — Arkansas	2017-18
93	Williams, Kevin (DT) — Oklahoma State	2015
66	Williams, Larry (G) — Notre Dame	1991
96	Williams, Melvin (DE) — Kansas State	2003-04
43	Williams, Marcus (S) — Utah	2017-
25, 26	Williams, P.J. (CB) — Florida State	2016-
69	Williams, Ralph (G) — Southern	1985-86
86	Williams, Richard (WR) — Abilene Christian	1974
34	Williams, Ricky (RB) — Texas	1999-2001
21	Williams, Robert (CB) — North Carolina	1999
63	Williams, Wally (G) — Florida A&M	1999-2002
65	Williams, Willie (T) — Louisiana State	1994
63	Willis, Donald (G) — North Carolina A&T	1995-97
89	Willis, Len (WR) — Ohio State	1977
67	Willis, Ray (T) — Florida State	2011
4	Wilmshyer, Klaus (P) — Louisville	1995-96
18	Wilson, Dave (QB) — Illinois	1981, 83-89
24	Wilson, Kyle (CB) — Boise State	2015
95	Wilson, Martez (LB/DE) — Illinois	2011-13
42, 24	Wilson, Jerry (CB) — Southern	2001-02
42	Wilson, Ray (S) — New Mexico	1994
80	Wilson, Robert (WR) — Florida A&M	2000-01
45	Wilson, Tim (FB) — Maryland	1983-84
79, 92	Wilson, Troy (DE) — Pittsburg State	1998-99
18	Wilson, Wade (QB) — Texas A&M-Commerce	1993-94
30	Wilson, Wayne (FB) — Shepherd	1979-86
71	Winans, Jeff (DT) — Southern California	1976
80	Winslow, Doug (WR) — Drake	1973
9	Winslow, George (P) — Villanova	1989
92	Winston, DeMond (LB) — Vanderbilt	1990, 92-94
56	Winston, Dennis (LB) — Arkansas	1982-85
2	Winston, Jameis (QB) — Florida State	2020-
68	Winther, Wimpy (C) — Mississippi	1972
24	Woerner, Scott (DB) — Georgia	1987
19	Wood, Gary (QB) — Cornell	1967
73	Wood, John (DE) — Louisiana State	1973
49	Wood, Zach (LS) — Southern Methodist	2017-
95	Woodard, Cedric (DT) — Texas	2005
65	Woods, Robert (T) — Tennessee State	1977-80
47	Woodson, Marv (S) — Indiana	1969
34	Word, Barry (RB) — Virginia	1987-88
7	Wuerffel, Danny (QB) — Florida	1997-99
23	Wyatt, Doug (S) — Tulsa	1970-72
43, 35	Wynn, DeShawn (RB) — Florida	2010
98	Wynn, Renaldo (DT/DE) — Notre Dame	2007

## Y

1	Yepremian, Garo (K) — None	1979
65	Young, Bob (G) — Howard Payne	1981
66	Young, Brian (DT) — UTEP	2004-08
93	Young, Kevin (DE) — Utah State	1987
89	Young, Tyrone (WR) — Florida	1983-84
38, 28	Young, Usama (CB/S) — Kent State	2007-10
20	Youngblood, George (S) — Los Angeles State	1967-68

## Z

79	Zanders, Emanuel (G) — Jackson State	1974-80
34	Zellers, Ray (FB) — Notre Dame	1995-98
35	Zenner, Zach (RB) — South Dakota State	2019
69	Zettel, Anthony (DE) — Penn State	2020

OWNER

FOOTBALL

ADMINISTRATION

RECORDS

HISTORY

# ALL-TIME NUMERICAL ROSTER

OWNER

FOOTBALL

ADMINISTRATION

RECORDS

HISTORY

<b>0</b>	
Obert Logan (S).....	1967
<b>00</b>	
Ken Burrough (WR).....	1970
<b>1</b>	
Gary Yepremian (K).....	1979
Benny Ricardo (K).....	1980-81
Martin Gramatica (K).....	2007-08
<b>2</b>	
Chip Lohmiller (K).....	1995
Aaron Brooks (QB).....	2000-05
Olindo Mare (K).....	2007
John Kasay (K).....	2011
Zach Hocker (K).....	2015
Jameis Winston (QB).....	2020
<b>3</b>	
Skip Butler (K).....	1971
John Leyboldt (K).....	1978
Bobby Hebert (QB).....	1985-89, 91-92
Mark Royals (P).....	1997-98
John Carney (K).....	2001-06, 09-10
Tyler Paiko (QB).....	2007
Joy Harrington (QB).....	2008
Shayne Graham (K).....	2013-14
Matt Flynn (QB).....	2015
Will Lutz (K).....	2016
<b>4</b>	
Mike Cofer (K).....	1987
Steve Walsh (QB).....	1990-93
Klaus Wilmsmeyer (P).....	1995-96
Toby Gowin (P).....	2000-02
Todd Bouman (QB).....	2003-05
Billy Cundiff (K).....	2006
Glen Plakulak (P).....	2008
Sean Canfield (QB).....	2010-11
Ryan Griffin (QB).....	2013-14
Brandon Fields (P).....	2015
<b>5</b>	
Florian Kempf (K).....	1987
Heath Shuler (QB).....	1997-98
Adrian McPherson (QB).....	2005
Taylor Mehlhaff (K).....	2008
Garrett Hartley (K).....	2008-13
Kai Forbath (K).....	2015
Joe Callahan (QB).....	2016
Teddy Bridgewater (QB).....	2018-19
<b>6</b>	
Tommy Barnhardt (P).....	1987, 89-94, 99
Dirk Johnson (P).....	2002
Thomas Morstead (P).....	2009-20
<b>7</b>	
Toni Linhart (K).....	1972
Guy Benjamin (QB).....	1980
Morten Andersen (K).....	1982-94
Danny Wuerffel (QB).....	1997-99
Steve Weatherford (P).....	2006-08
Ben Graham (P).....	2008
Luke McCown (QB).....	2013-16
Taysom Hill (QB).....	2017-
<b>8</b>	
Archie Manning (QB).....	1971-75, 77-82
<b>9</b>	
Happy Feller (K).....	1972-73

George Winslow (P).....	1989
Tommy Kramer (QB).....	1990
Jake Delhomme (QB).....	1998-99
Drew Brees (QB).....	2006-20
<b>10</b>	
Charlie Durkee (K).....	1967-68, 71-72
Julian Fagan (P).....	1970-72
Steve O'Neal (P).....	1973
Bobby Douglass (QB).....	1976-77
Tom Jurich (K).....	1978
Steve Mike-Mayer (K).....	1978
Brian Hansen (P).....	1984-88
Tommy Barnhardt (P).....	1987, 89-94
Cary Blanchard (K).....	1992
Doug Brien (K).....	1995-2000
Jamie Martin (QB).....	2006-07
Skyler Green (WR).....	2008
Chase Daniel (QB).....	2009-12
Brandin Cooks (WR).....	2014-16
Chase Daniel (QB).....	2017
Tre'Quan Smith (WR).....	2018-
<b>11</b>	
Ronnie South (QB).....	1968
Jim Ninowski (QB).....	1969
Bivian Lee (CB).....	1971-75
Ed Burns (QB).....	1978-80
Richard Todd (QB).....	1984
John Fourcade (QB).....	1987-90
Billy Joe Tolliver (QB).....	1998-2000
Jason Fife (QB).....	2006
Mark Brunell (QB).....	2008-09
Corey Fuller (WR).....	2016
Tommy Lee Lewis (WR).....	2017-18
Deonte Harris (WR/RS).....	2019-
<b>12</b>	
Tom McNeill (P).....	1967-69
Bobby Scott (QB).....	1973-82
Babe Laufenberg (QB).....	1986
Kevin Ingram (QB).....	1987
Billy Joe Hobert (QB).....	1997-99
Jake Delhomme (QB).....	2000-02
Marques Colston (WR).....	2006-15
Marquez Callaway (WR).....	2020-
<b>13</b>	
Larry Cipa (QB).....	1974-75
McCleskey, J.J. (WR/S).....	1993
Doug Nussmeier (QB).....	1994-97
Kerry Collins (QB).....	1998
Rod Harper (WR).....	2009
Joseph Morgan (WR).....	2012, 2014-15
Michael Thomas (WR).....	2016-
<b>14</b>	
Karl Sweetan (QB).....	1968
Edd Hargett (QB).....	1969-72
Russell Erxleben (K/P).....	1979-83
Richard Todd (QB).....	1985
Tim Riordan (QB).....	1987
Tom Hodson (QB).....	1995-96
J.T. O'Sullivan (QB).....	2002-04
Levon Thomas (WR).....	2005
Andy Tanner (WR).....	2013
Tommy Lee Lewis (WR).....	2020
<b>15</b>	
Gary Cuozzo (QB).....	1967
Charlie Durkee (K).....	1967-68, 71-72
Bob Davis (QB).....	1973
Donnie Gibbs (P).....	1974
Rich Szaro (K).....	1975-78
Toni Fritsch (K).....	1982
Courtney Roby (WR).....	2008-12
Seantavius Jones (WR).....	2014-15
Brandon Tate (WR).....	2018
Brandon Marshall (WR).....	2018
Simmie Cobbs Jr. (WR).....	2018

Trevor Siemian (QB).....	2020
<b>16</b>	
Bo Burris (S).....	1967-69
Steve Ramsey (QB).....	1970
Ken Stabler (QB).....	1982-84
Tom Blanchard (P).....	1974-78
Mike Buck (QB).....	1990-93
Lance Moore (WR).....	2005-13
Brandon Coleman (WR).....	2014-17
Bennie Fowler III (WR).....	2020
<b>17</b>	
Billy Kilmer (QB).....	1967-70
Rick Partridge (P).....	1979
Speedy Thomas (WR).....	1973-74
Jim Everett (QB).....	1994-96
Mitch Berger (P).....	2003-05
Greg Camarillo (WR).....	2012
Robert Meachem (WR).....	2007-11, 13-14
T.J. Graham (WR).....	2015
Emmanuel Sanders (WR).....	2020
<b>18</b>	
Hugo Hollas (S).....	1970-72
Dave Wilson (QB).....	1981, 83-89
Wade Wilson (QB).....	1993-94
Terry Guess (WR).....	1996
Jeff Blake (QB).....	2000-01
Phil McGeoghan (WR).....	2003
Terrance Copper (WR).....	2006-08
Saahim Hakim (WR).....	2012
Jalen Saunders (WR).....	2014
Garrett Grayson (QB).....	2015
Keith Kirkwood (WR).....	2018-19
Jake Kumerow (WR).....	2020
<b>19</b>	
Gary Wood (QB).....	1967
Tom Dempsey (K).....	1969-70
Bill McClard (K).....	1973-75
Guido Merkens (QB/WR/DB).....	1980-85
Brett Bech (WR).....	1996
Alonzo Johnson (WR).....	1998
Charlie Jones (WR).....	2000
Devery Henderson (WR).....	2004-12
Jake Lampanin (WR).....	2016
Ted Ginn Jr. (WR).....	2017-19
<b>20</b>	
George Youngblood (S).....	1967-68
Dellies Howell (CB).....	1970-72
John Wood (DE).....	1973
Eric Felton (CB).....	1978-80
Russell Gary (S).....	1981-86
John Sutton (CB).....	1987
Othello Henderson (S).....	1987
Derek Brown (RB).....	1993-94
Earl Little (CB).....	1998
Terry Allen (RB).....	2000
Jay Bellamy (S).....	2001-07
Randall Gay (CB).....	2008-10
Joique Bell (RB).....	2011
A.J. Davis (CB).....	2012
Brian Dixon (CB).....	2014-16
Ken Crawley (CB).....	2017-19
Janoris Jenkins (CB).....	2019-20
<b>21</b>	
John Douglas (CB).....	1967-68
Carl Ward (S).....	1969
Joe Scarpat (DB).....	1970
Reynaud Moore (CB).....	1971
Nate Ramsey (S).....	1973
Ken Reeves (CB).....	1974
Greg Boyd (S).....	1974
David Gray (DB).....	1979
John Krimm (S).....	1982
Earl Johnson (CB).....	1985
Dalton Hilliard (RB).....	1987-93

# ALL-TIME NUMERICAL ROSTER

Derek Brown (RB)	1993-94
Eric Allen (CB)	1995-97
Earl Little (CB)	1999
Robert Williams (CB)	1999
Steve Israel (CB)	2001
Dale Carter (CB)	2002-03
Jason Craft (CB)	2004-08
Terrence Holt (S)	2008
Mike Bell (RB)	2009
Julius Jones (RB)	2010
Keenan Lewis (CB)	2015
De'vanie Harris (CB)	2016-17
Patrick Robinson (CB)	2011-14, 2018-

## 22

Charlie Brown (RB)	1967-68
Gary Lewis (RB)	1970
Elijah Pitts (RB)	1970
D'Arhagan Martin (CB)	1971
Howard Stevens (RB)	1973-74
Benny Johnson (CB)	1976
Ricky Ray (CB)	1979-80
Tyrone Anthony (RB)	1984-85
Van James (CB)	1986-88
Derrick Taylor (S)	1987
Michael Mayes (CB)	1989
Gill Fenerty (RB)	1990-91
Brad Muster (FB)	1993-94
Lorenzo Neal (FB)	1995-96
Tyrone Drakeford (CB)	1998-99
Fred Thomas (CB)	2000-07
Tracy Porter (CB)	2008-11
Mark Ingram II (RB)	2013-18
C.J. Gardner-Johnson (DB)	2019-

## 23

Dave Whitsell (CB)	1967-69
Doug Wyatt (S)	1970-72
Joe Profit (RB)	1973
Charlie Thomas (KR)	1975
Craig Cassidy (DB)	1977
James Marshall (DB)	1980
Buford Jordan (FB)	1986-92
Lorenzo Neal (FB)	1993-94
Ricky Whittle (RB)	1996
Chris Hewitt (S)	1997-99
Kevin Mathis (CB)	2000-01
Victor Green (S)	2003
Fred Booker (CB)	2005
Omar Stoutmire (S)	2006
Pierre Thomas (RB)	2007-14
Marcus Murphy (RB/RS)	2015-16
Marshon Lattimore (CB)	2017-

## 24

Elijah Nevett (CB)	1967-70
Margene Adkins (WR)	1972
Joe Williams (RB)	1972
Johnny Fuller (S)	1973-75
Clarence Chapman (CB)	1976-80
Marvin Lewis (RB)	1982
Terry Hoagbe (DB)	1984-85
Scott Woerner (DB)	1987
Milton Mack (CB)	1987-91
Derek Brown (RB)	1993
Mario Bates (RB)	1994-97
Rob Kelly (S)	1998
Fred Weary (CB)	1999-2001
Monty Montgomery (S)	2004
Dwight Smith (S)	2005
Bryan Scott (S)	2006
Chris Barclay (RB)	2007
Leigh Torrence (CB)	2008-11
Corey White (CB/S)	2012-14
Kyle Williams (CB)	2015
Sterling Moore (CB)	2016-17
Vonn Bell (S)	2018-19
Dwayne Washington (RB)	2020-

## 25

Jerry Simmons (WR)	1967
Al Dodd (WR)	1969-71
Jerry Moore (S)	1973-74

Leon McQuay (RB)	1976
Wade Bosarge (DB)	1977
Johnnie Poe (CB)	1981-87
Fred McAfee (RB)	1991-93, 2001-05
Alex Molden (CB)	1996-2000
Reggie Bush (RB)	2006-10
Rafael Bush (S)	2012-15, 17
P.J. Williams (CB)	2016
Mike Gillslee (RB)	2018
El Apple (CB)	2018-19
Ken Crawley (CB)	2020-

## 26

Jimmy Heidel (S)	1967
Joe Don Looney (RB)	1969
Richard Harvey, Sr. (DB)	1971
Steve Rogers (RB)	1975
Jimmy Stewart (S)	1977
Jitter Fields (PR)	1984
Willie Tullis (CB)	1985-86
Stacey Dawsey (WR)	1987
Vince Buck (DB)	1990-95
Mickey Washington (CB)	1997
Lamar Smith (RB)	1999
Corey Harris (CB)	2000
Fred McAfee (RB)	2000
Deuce McAllister (RB)	2001-09
P.J. Williams (CB)	2017-

## 27

Walt Roberts (WR)	1967
Bobby Thompson (S)	1969
Rod McNeill (RB)	1974-75
Ray Brown (S)	1978-80
Greg Stenrick (CB)	1983
Antonio Gibson (S)	1986-89, 92
Reginald Jones (CB)	1991-94
Selwyn Jones (CB)	1994
Vashone Adams (S)	1997
Rob Kelly (S)	2000
Ken Irvin (CB)	2002
James Fenderson (RB)	2002-03
Aaron Steckler (RB)	2004-08
Edwin Baker (RB)	2014
Damian Swann (CB)	2015
Jonathan Williams (RB)	2017-18
Dwayne Washington (RB)	2018-19
Malcolm Jenkins (CB/S)	2009-13, 20-

## 28

Ross Fichtner (S)	1968
Don Shy (RB)	1969
James Ford (RB)	1971-72
Alvin Maxson (RB)	1974-76
Bill Hurley (DB)	1982-83
Greg Harding (DB)	1984
Gene Atkins (S)	1987-93
Derrick Hoskins (S)	1996
Troy Davis (RB)	1997-99
Chris Oldham (S)	2000-01
Curtis Keaton (RB)	2002
Deveron Harper (DB)	2003-04
Sideeq Shabazz (S)	2005
Anthony Thomas (RB)	2006
DeJuan Groce (CB)	2006
Usama Young (CB/S)	2008-10
Mark Ingram II (RB)	2011-12
Keenan Lewis (CB)	2013-14
C.J. Spiller (RB)	2015-16
B.W. Webb (CB)	2016
Adrian Peterson (RB)	2017
Latavius Murray (RB)	2019-

## 29

Ray Ogden (WR)	1967
Gene Howard (CB)	1968-70
Billie Hayes (CB)	1972
Maurice Spencer (CB)	1974-76, 78
Rodney Lewis (CB)	1982-84
Reggie Sutton (CB)	1987-88
Undra Johnson (RB)	1989
Vencie Glenn (S)	1991
Keith Taylor (S)	1992-93

Vinnie Clark (CB)	1994
Mark McMillian (CB)	1996
Sammy Knight (S)	1997-2002
Keyuro Craver (CB)	2003
Josh Bullocks (S)	2005-08
Chris McAllister (CB)	2009
Marcus McCauley (CB)	2009
Herana-Daze Jones (S)	2009
Chris Ivory (RB)	2010-12
Khiry Robinson (RB)	2013-15
John Kuhn (FB)	2016-17
Kurt Coleman (S)	2018
Johnson Bademosi (CB)	2019

## 30

Les Kelley (RB)	1967-69
Bob Shaw (WR)	1970
Bill Harris (RB)	1971
Ernie Jackson (CB)	1972-77
Wayne Wilson (FB)	1979-86
Vincent Alexander (FB)	1987
Cedric Smith (FB)	1991
Anthony Newman (S)	1995-97
Je Rod Cherry (DB)	1998-99
Chad Morton (RB)	2000
Fred McAfee (RB)	2006
Lynell Hamilton (RB)	2008-09
Trevin Wade (CB)	2013
Don Jones (S)	2015
Akeem Davis (S)	2015
Chris Owens (CB)	2015
Erik Harris (DB)	2016
Dexter McDougle (DB)	2017
Ricky Ortiz (FB)	2019
Grant Haley (CB)	2020-

## 31

Jim Taylor (RB)	1967
Richard Newsome (S)	2001
Aaron Glenn (CB)	2008
Pierson Prioleau (S)	2009-10
Jerome Murphy (CB)	2012
Chris Carr (CB)	2013
Terrence Frederick (CB)	2013
Jarius Byrd (S)	2014-16
Chris Banjo (S)	2017-18

## 32

Tom Barrington (RB)	1967-70
Lincoln Minor (RB)	1973
Jim DeRatt (DB)	1975
Kim Jones (FB)	1976-79
Scott Stauch (RB)	1981
Vernon Perry (S)	1983
Darrell Toussaint (DB)	1987
Paul Frazier (RB)	1989
Mark Lee (CB)	1991
Vaughn Dunbar (RB)	1992, 94-95
Ernest Hunter (RB)	1996
Aaron Craver (RB)	1998-99
Jerald Moore (RB)	2000
K-Jana Carter (RB)	2003-04
Antwan Smith (RB)	2005
Jabari Greer (CB)	2009
Johnny Patrick (CB)	2011-12
Kenny Vaccaro (S)	2013-17
T.J. Green (S)	2019
Michael Burton (FB)	2020

## 33

Randy Schultz (RB)	1967-68
Steve Preece (DB)	1969
Mike Strachan (RB)	1975-80
Kevin Gray (DB)	1982
Junior Thurman (DB)	1987
Ernest Spears (S)	1990
Tyrone Hughes (CB)	1993-96
Rob Kelly (S)	1997
Wilmont Perry (RB)	1998-99
Moran Norris (FB)	2001-02
Ashley Ambrose (CB)	2003-04
Jesse Chatman (RB)	2005
Joey Thomas (CB)	2005

OWNER

FOOTBALL

ADMINISTRATION

RECORDS

HISTORY

# ALL-TIME NUMERICAL ROSTER

OWNER

FOOTBALL

ADMINISTRATION

RECORDS

HISTORY

Keith Joseph (RB) .....	2006
Olaniyi Sobomehin (FB) .....	2008
Jabari Greer (CB) .....	2010-13
Stanley Jean-Baptiste (CB) .....	2014
Jamarca Sanford (S) .....	2015
Trey Edmunds (RB) .....	2017
Saqwan Hampton (DB) .....	2019

34

Tony Loric (RB) .....	1968-69
Carlos Bell (TE) .....	1971
Jess Phillips (RB) .....	1973-74
Tony Galbreath (RB) .....	1976-80
Bobby Johnson (DB) .....	1983-84, 86
Jeff Rodenberger (FB) .....	1987
Barry Word (RB) .....	1987-88
Craig Heyward (RB) .....	1989-92
Ray Zellars (FB) .....	1995-98
Ricky Williams (RB) .....	1999-2001
Tebucky Jones (S) .....	2003-04
Mike McKenzie (CB) .....	2005-09
Patrick Robinson (CB) .....	2010
Tim Hightower (RB) .....	2015-16
Justin Hardee (DB) .....	2017-20

35

Ted Davis (LB) .....	1967-69
Jim Otis (RB) .....	1970
Bob Gresham (RB) .....	1971-72
Henry Matthews (RB) .....	1973
Jim Van Wagner (FB) .....	1978
Earl Campbell (RB) .....	1984-85
Bobby Morse (FB) .....	1989-91
Shane Pahukoa (S) .....	1995
Reggie Howard (CB) .....	2000
Chris Canby (CB) .....	2000
Fakhri Brown (CB) .....	2002-05
Jamaal Branch (RB) .....	2006-07
David Pittman (CB) .....	2008
Michael Lehan (CB) .....	2008
DeShawn Wynn (RB) .....	2010
Korey Hall (FB) .....	2011
Austin Johnson (FB) .....	2014-15
Robenson Therazie (S) .....	2016
Zach Zenner (RB) .....	2019

36

Don McCall (RB) .....	1967-68, 70
Dick Davis (RB) .....	1970
Vic Nyval (RB) .....	1970
Don Burchfield (TE) .....	1971
Bob Brown (TE) .....	1972-73
Andrew Jones (RB) .....	1975-76
Greg Boykin (RB) .....	1977
Rueben Mayes (RB) .....	1986-88, 90
Stanford Jennings (RB) .....	1991
Derrick Need (FB) .....	1993-95
Lamar Smith (RB) .....	1998, 2003
Corey Harris (CB) .....	1999
Michael Hawthorne (CB) .....	2000-02
Cory McIntyre (RB) .....	2006
Darian Barnes (FB) .....	2008
Kyle Eckel (FB) .....	2009
Marcus Maille (FB) .....	2009
Marcus Ball (S) .....	2010
Daniel Lasco (RB) .....	2016-17
D.J. Swearinger Sr. (DB) .....	2019-20

37

Steve Stonebreaker (LB) .....	1967-68
Tommy Myers (S) .....	1972-81
Mel Gray (RB) .....	1986-88
Bennie Thompson (S) .....	1989-91
Jimmy Spencer (CB) .....	1992-95
Je Rod Cherry (S) .....	1996-97
Chad Cota (S) .....	1998
Dino Phillyaw (RB) .....	1999
Todd Franz (S) .....	2000
Steve Gleason (S) .....	2000-06
Matt Giordano (S) .....	2010
Jenico Nelson (S) .....	2012
Eric Frampton (S) .....	2013

Jordan Pugh (S) .....	2013
Terrence Frederick (CB) .....	2014
Sammy Seamster (CB) .....	2015
Tony Carter (CB) .....	2015
Chris Banjo (S) .....	2016
Arthur Maulet (CB) .....	2017-18
Tony Jones Jr. (RB) .....	2020-

38

Phil Vandersea (LB) .....	1967
Tony Baker (RB) .....	1968-71
Bill Butler (RB) .....	1972-74
George Rogers (HB) .....	1981-84
Calvin Nicholson (CB) .....	1989-91
Donovan Greer (CB) .....	1997
Usama Young (CB) .....	2007
Greg Fassitt (CB) .....	2009
Rod Sweetling (CB) .....	2013
Jamarca Sanford (S) .....	2014
Kenny Phillips (S) .....	2015
Travis Cadet (RB) .....	2015-16

39

Ernie Wheelwright (RB) .....	1967-70
Odell Lawson (RB) .....	1973-74
Morris LaGrand (CB) .....	1975
Brett Maxie (S) .....	1985-93
Carl Lee (DB) .....	1994
John Covington (S) .....	1995
Darren Perry (S) .....	2000
Curtis Deloatch (CB) .....	2006
Chris Reis (S) .....	2007-10
Travis Cadet (RB) .....	2012-14
Brandon Browner (CB) .....	2015
Taveze Calhoun (CB) .....	2016
Demetri Goodson (CB) .....	2018

40

Earl Gros (RB) .....	1970
Hoyle Granger (RB) .....	1971
Terry Schmidt (CB) .....	1974-75
Jim Marsalis (S) .....	1977
Greg Knafelec (TE) .....	1983
Dalton Hilliard (RB) .....	1986
Michael Adams (DB) .....	1987-88
Robert Massey (CB) .....	1989-90
Wes Bender (FB) .....	1997
Marvin Powell (FB) .....	1999
Brian Milne (FB) .....	2000
Mel Mitchell (S) .....	2002, 04-05
Mike Bell (RB) .....	2008
Jonathan Amaya (S) .....	2011
Chris Carr (CB) .....	2013
Brian Leonard (RB) .....	2014
Delvin Breaux (CB) .....	2015-16

41

John Gilliam (WR) .....	1967-68, 77
Bob Newland (WR) .....	1971-74
Jimmy Rogers (RB) .....	1980-84
Toi Cook (CB) .....	1987-93
William Strong (CB) .....	1995-96
Tim Carter (CB) .....	2001
Erik Long (FB) .....	2014
Roman Harper (S) .....	2006-13, 16
Alvin Kamara (RB) .....	2017-

42

John Gilliam (WR) .....	1967-68, 1977
Claxton Welch (RB) .....	1970
Jim Strong (RB) .....	1971-72
Joel Parker (WR) .....	1974-75
Chuck Muncie (RB) .....	1976-80
Toussaint Tyler (RB) .....	1981-82
Dana McLemore (DB) .....	1986
Ray Wilson (S) .....	1994
Fred Weary (CB) .....	1998
Willie Clay (S) .....	1999
Jerry Wilson (CB) .....	2001-02
Jason David (CB) .....	2007-08
Darren Sharper (S) .....	2009-10

Isa Abdul Quddus (S) .....	2011-13
Pierre Warren (S) .....	2014
James Anderson (LB) .....	2015
Travis Feeney (LB) .....	2016
Zach Line (FB) .....	2017-19
Chase Hansen (LB) .....	2020-

43

Dicky Lyons (S) .....	1970
Dave Kopay (LB) .....	1971
Mike Collins (RB) .....	1980
Gobby Fowler (FB) .....	1984-85
Barland Jean Baptiste (FB) .....	1987
Kim Phillips (CB) .....	1989
Tyrone Legette (CB) .....	1992-95
Ashley Ambrose (CB) .....	1999
Keyuo Craver (CB) .....	2002-03
Mike McKenzie (CB) .....	2004
Kevin Kaesviharn (S) .....	2007-08
DeShawn Wynn (RB) .....	2010
Darren Sproles (RB) .....	2011-13
Vinnie Sunseri (S) .....	2014
Marcus Williams (S) .....	2017-

44

George Rose (CB) .....	1967
Olle Cordill (P) .....	1969
Mike Fink (CB) .....	1973
Chris Farasopoulos (S) .....	1974
Chuck Crist (S) .....	1975-77
Dave Wayner (DB) .....	1980-89
J.J. McCleskey (WR/S) .....	1994-96
Fred McCrary (FB) .....	1997
Rob Kelly (S) .....	1999
Terrelle Smith (FB) .....	2000-03
Mike Karney (FB) .....	2004-08
Heath Evans (FB) .....	2009-10
Elbert Mack (CB) .....	2012
Hau'oli Kikaha (LB/DE) .....	2015, 2017

45

Jimmy Jordan (RB) .....	1967
Elbert Kimbrough (S) .....	1968
Arthur Green (RB) .....	1972
Pete Athas (S) .....	1976
Jack Holmes (RB) .....	1978-82
Time Wilson (FB) .....	1983-84
John Williams (FB) .....	1986
Nate Johnson (RB) .....	1987
Craig Heyward (RB) .....	1988
Stan Petry (CB) .....	1991
Isaiah Byrd (CB) .....	1993-95
Jed Collins (FB) .....	2011-13
Toben Oporum (FB) .....	2015
Garrett Griffin (TE) .....	2017-19, 2020

46

Danny Abramowicz (WR) .....	1967-73
Jim Kearney (S) .....	1976
Hokie Gajan (FB) .....	1982-85
Sean Lumpkin (S) .....	1992-96
Kendall Gammon (LS) .....	1998
Ladell Betts (RB) .....	2014
Ken Crawley (CB) .....	2016

47

Bruce Cortez (CB) .....	1967
Marv Woodson (S) .....	1969
Bill Dusenberry (RB) .....	1970
Virgil Robinson (RB) .....	1971-72
Jack DeGrenier (RB) .....	1974
Mike Spivey (CB) .....	1980-81
Cliff Austin (RB) .....	1983
David Rackley (DB) .....	1985
Dwight Beverly (RB) .....	1987
Cedric Mack (CB) .....	1992-93
Travis Davis (S) .....	1995
Greg Jackson (S) .....	1996
Josh Wilcox (TE) .....	1998-99
Kevin Houser (LS) .....	2000-08
Jake Ingram (LS) .....	2010

# ALL-TIME NUMERICAL ROSTER

Justin Drescher (LS) ..... 2010-16  
Alex Anzalone (LB) ..... 2017-20

## 48

Andy Livingston (RB) ..... 1969-70  
Don Schwartz (S) ..... 1978-80  
James Fenderson (RB) ..... 2002  
David Sloan (TE) ..... 2003  
Vonta Leach (FB) ..... 2006  
Kendall Hunter (RB) ..... 2015  
Vonn Bell (S) ..... 2016-17  
J.T. Gray (DB) ..... 2018-

## 49

Major Hazelton (DB) ..... 1970  
Bud Wicks (WR) ..... 1974  
Ralph McGill (S) ..... 1978-79  
Arie Owens (WR) ..... 1980  
Frank Wattalet (S) ..... 1981-87  
Tommie Stowers (TE) ..... 1992-93  
K.C. Asioudu (LB) ..... 2010  
Shiloh Keo (S) ..... 2016  
Zach Wood (S) ..... 2017-

## 50

Jake Kupp (G) ..... 1967-75  
Ken Bordonel (LB) ..... 1976-77, 79-82  
Jack Del Rio (LB) ..... 1985-86  
Philip James (C) ..... 1987  
John Johnson (LB) ..... 1995  
Ink Aleaga (LB) ..... 1997  
Kevin Mitchell (LB) ..... 1998-99  
Corey Terry (LB) ..... 2000  
Phil Clarke (LB) ..... 2001  
James Allen (LB) ..... 2002-05  
Marvin Mitchell (LB) ..... 2007-10  
Olin Kreutz (C) ..... 2011  
Curtis Lofton (LB) ..... 2012-14  
Stephane Anthony (LB) ..... 2015-17  
Gerald Hodges (LB) ..... 2017  
Ray Ray Armstrong (LB) ..... 2019  
Andrew Dowell (LB) ..... 2020

## 51

Jim Fraser (P) ..... 1968  
Bill Saul (LB) ..... 1969  
John Didion (LB/C) ..... 1971-74  
Sylvester Croom (C) ..... 1975  
Rusty Chambers (LB) ..... 1975-76  
Warren Capone (LB) ..... 1976  
Ron Crosby (LB) ..... 1978  
Stan Holloway (LB) ..... 1980  
Whitney Paul (LB) ..... 1982-85  
Sam Mills (LB) ..... 1986-94  
Larry McCoy (LB) ..... 1987  
Ron Childs (LB) ..... 1995  
Derrick Barnes (LB) ..... 1997  
Phil Clarke (LB) ..... 1999-2000  
Brian Williams (LB) ..... 2001  
Bryan Cox (LB) ..... 2002  
Terrence Melton (LB) ..... 2004-06  
Brian Simmons (LB) ..... 2007  
Jonathan Vilma (LB) ..... 2008-13  
Manti Te'o (LB) ..... 2017-19  
Cesar Ruiz (G/G) ..... 2020-

## 52

Frank Emanuel (LB) ..... 1970  
Harry Jacobs (LB) ..... 1970  
John Huard (LB) ..... 1971  
Dick Palmer (LB) ..... 1972-73  
Mike Lemon (LB) ..... 1975  
Skip Vanderbunt (LB) ..... 1978  
Jim Kovach (LB) ..... 1979-85  
Brian Forde (LB) ..... 1988-91  
Mike Stonebreaker (LB) ..... 1994  
Richard Harvey, Jr. (LB) ..... 1995-97  
Vinson Smith (LB) ..... 1998-99  
Sedrick Hodge (LB) ..... 2001-05  
Jeff Faine (C) ..... 2006-07  
Jonathan Casillas (LB) ..... 2009, 11-12  
Kevin Redick (LB) ..... 2013

Todd Davis (LB) ..... 2014  
Moise Fokou (LB) ..... 2014  
Craig Robertson (LB) ..... 2016-20

## 53

Dave Simmons (LB) ..... 1967  
Dick Absher (LB) ..... 1969-71  
Billy Hobbs (LB) ..... 1972  
Rick Kingree (LB) ..... 1973-77  
Tommy Hart (DE) ..... 1980  
Sammy Green (LB) ..... 1980  
Scott Pelluer (LB) ..... 1981-85  
Vaughan Johnson (LB) ..... 1986-93  
Keith Fourcade (LB) ..... 1987  
Don Davis (LB) ..... 1996-98  
Donta Jones (LB) ..... 2000  
Roger Knight (LB) ..... 2001-04  
T.J. Slaughter (LB) ..... 2005  
Mark Simoneau (LB) ..... 2006-08  
Stanley Amoux (LB) ..... 2010  
Ramon Humber (LB) ..... 2011-15  
James Laurinatis (LB) ..... 2016  
A.J. Klein (LB) ..... 2017-19  
Zack Baun (LB) ..... 2020-

## 54

Joe Wendryhski (C) ..... 1967-68  
Tom Roussel (LB) ..... 1971-72  
Dale Lindsey (LB) ..... 1973  
Rick Middleton (LB) ..... 1974-75  
Pat Hughes (LB) ..... 1977-79  
Paul Ryczek (C) ..... 1981  
Ed Simonini (LB) ..... 1982  
Alvin Toles (LB) ..... 1985-88  
Bill Roe (LB) ..... 1987  
Winfred Tubbs (LB) ..... 1994-97  
Ink Aleaga (LB) ..... 1998-99  
Darrin Smith (LB) ..... 2000-04  
Dannay Clark (LB) ..... 2006  
Tony Evans (LB) ..... 2007-09  
Ramon Humber (LB) ..... 2010  
Will Herring (LB) ..... 2011-13  
Jo-Lonn Dunbar (LB) ..... 2015  
Nate Stupar (LB) ..... 2016-17  
Kiko Alonso (LB) ..... 2019

## 55

Jackie Burkett (LB) ..... 1967-70  
Jim Flanigan (LB) ..... 1971  
Tom Stincin (LB) ..... 1972  
Bob Creech (LB) ..... 1973  
Don Coleman (LB) ..... 1974-75  
Floyd Rice (LB) ..... 1978  
Dave Washington (LB) ..... 1980  
Rob Nairne (LB) ..... 1981-83  
Joe Kohlbrand (LB) ..... 1985-89  
Joe DeForest (LB) ..... 1987  
Scott Ross (LB) ..... 1993  
Reggie Freeman (LB) ..... 1995-2000  
Mark Fields (LB) ..... 1995-2000  
DeShone Myles (LB) ..... 2001  
Travis Carroll (LB) ..... 2002  
Courtney Watson (LB) ..... 2004-05  
Scott Fujita (LB) ..... 2006-09  
Dannay Clark (LB) ..... 2010  
Barrett Ruud (LB) ..... 2012  
Keyunta Dawson (OLB) ..... 2013  
Jonathan Goodwin (C) ..... 2014  
Darryl Tapp (DE) ..... 2016  
Jonathan Freeny (LB) ..... 2017  
Kaden Elliss (LB) ..... 2019-

## 56

Jim Ferguson (LB) ..... 1968  
Hap Farber (LB) ..... 1970  
Willie Hall (LB) ..... 1972-73  
Lee Gross (C) ..... 1975-77  
Rusty Rebowe (LB) ..... 1978  
Reggie Mathis (LB) ..... 1979-80  
Dennis Winston (LB) ..... 1982-85  
Pat Swilling (LB) ..... 1986-92  
Ron Weissenhofer (LB) ..... 1987  
Ernest Dixon (LB) ..... 1994-97

Chris Bordano (LB) ..... 1998-99  
Charlie Clemons (LB) ..... 2000-02  
Orlando Ruff (LB) ..... 2003-04  
Alfred Fincher (LB) ..... 2005-07  
Jo-Lonn Dunbar (LB) ..... 2008-11  
Jay Richardson (OLB) ..... 2013  
Ronald Powell (OLB) ..... 2014  
Gerald Hodges (LB) ..... 2017  
Michael Mauti (LB) ..... 2015-17  
Demario Davis (LB) ..... 2018-

## 57

Mike Morgan (LB) ..... 1969-70  
Jim Merlo (LB) ..... 1973-74, 76-79  
Larry Coombs (C) ..... 1980  
Rickey Jackson (LB) ..... 1981-93  
Curtis Holden (LB) ..... 2001  
Colby Bowkodd (LB) ..... 2004-05  
Jason Kyle (LS) ..... 2009-10  
David Hawthorne (LB) ..... 2012-15  
Chris McCain (LB) ..... 2015  
Jason Trusnik (LB) ..... 2016  
Alex Okafor (DE) ..... 2017-18  
Noah Spence (DE) ..... 2019

## 58

Eli Strand (G) ..... 1967  
Joe Federspiel (LB) ..... 1972-80  
Glen Redd (LB) ..... 1981, 83-86  
Scott Leach (LB) ..... 1987  
Darion Conner (LB) ..... 1994  
Brian Jones (LB) ..... 1995-96, 98  
Joe Tuipala (LB) ..... 1999  
Phillip Ward (LB) ..... 2000  
Jonathan Jackson (LB) ..... 2001  
J.R. Johnson (LB) ..... 2002  
Cie Grant (LB) ..... 2003-04  
Scott Shanle (LB) ..... 2006-12  
Kyle Knox (LB) ..... 2013-14  
Obum Gwacham (DE) ..... 2015-16  
David Parry (DT) ..... 2017  
Kasim Edebali (LB) ..... 2017  
Stephane Anthony (LB) ..... 2019  
Kwon Alexander (LB) ..... 2020

## 59

Fred Whittingham (LB) ..... 1967-68  
Wayne Colman (LB) ..... 1969-74, 76  
Chuck Evans (LB) ..... 1980-81  
Chris Martin (LB) ..... 1983  
James Campen (C/G) ..... 1987-88  
Rufus Porter (LB) ..... 1985-96  
Keith Mitchell (LB) ..... 1997-2001  
J.J. Jones (LB) ..... 2002  
Derrick Rodgers (LB) ..... 2003-04  
Ronald McKinnon (LB) ..... 2007  
Matt McCoy (LB) ..... 2007  
Anthony Waters (LB) ..... 2009-10  
Nate Bussey (LB) ..... 2011  
Rufus Johnson (OLB) ..... 2013  
Jerry Franklin (ILB) ..... 2014  
Dannell Ellerbe (LB) ..... 2015-16  
Ben Henney (LB) ..... 2017

## 60

Brian Schweda (DE) ..... 1967-68  
Doug Sutherland (G) ..... 1970  
Carl Cunningham (LB) ..... 1971  
Greg Westbrook (LB) ..... 1975-77  
Don Reese (DE) ..... 1978-80  
Steve Korte (C) ..... 1983-90  
Derek Kennard (G) ..... 1991-93  
Craig Novitsky (C/T) ..... 1994-96  
Kendall Gammon (C) ..... 1997  
Robert Hunt (G) ..... 1999  
Ben Archibald (T) ..... 2005  
Tearmus George (DE) ..... 2008  
Nick Leckey (C) ..... 2009-13  
Brian de la Puente (C) ..... 2011-19  
Max Unger (C) ..... 2015-18  
Patrick Omerneh (G/T) ..... 2019

OWNER  
FOOTBALL  
ADMINISTRATION  
RECORDS  
HISTORY



# ALL-TIME NUMERICAL ROSTER

OWNER

FOOTBALL

ADMINISTRATION

RECORDS

HISTORY

61

Del Williams (G).....	1967-73
Mike Watson (T).....	1977
Sam Adams (G).....	1981
Joel Hilgenberg (C/G).....	1984-93
Greg Loberg (G/T).....	1987
Ed King (G).....	1995-97
Montrae Holland (G).....	2003-06
Josh LeRibeus (G).....	2017-18

62

Ross Gwinn (G).....	1968
John Hill (C).....	1975-84
Brad Leggett (C).....	1990-91
Jay Hilgenberg (C).....	1993
Jeff Uhlenhake (C).....	1994-95
Kendall Gammon (C).....	1996
Jerry Fontenot (C).....	1997-2003
Lawrence Virgil (NT).....	2014
Nick Easton (G/C).....	2019-20

63

Roy Schmidt (G).....	1967-68
Norman Davis (G).....	1969
Steve Baumgartner (DE).....	1973-77
Barry Bennett (DE).....	1978-81
Roger Finnie (T).....	1979
Brad Edelman (G).....	1982-89
Karl Dunbar (DE).....	1993
Donald Willis (G).....	1995-97
Wally Williams (G/C).....	1999-2002
Chad Setterstrom (G).....	2004-05
Cameron Tom (C).....	2017-18, 20

64

Ray Hester (LB).....	1971-73
Andy Maurer (G).....	1974
Dave Lafary (T).....	1977-85
Ted Elliott (DT).....	1987
Scott Adams (G).....	1994
Robert Newkirk (DE).....	1999
Kendyl Jaxox (G/C).....	2002-05
Zach Strief (T).....	2006-17
Will Clapp (G/G).....	2018-

65

Tom Carr (DE).....	1968
Remi Prudhomme (G/C).....	1971-72
Dave Thompson (T).....	1974-75
Robert Woods (T).....	1977-80
Bob Young (G).....	1981
David Carter (C).....	1984-85
Adam Schreiber (G).....	1985
Steve Trapilo (G).....	1987-90, 92
Willie Williams (T).....	1994
Chris Naeole (G).....	1997-2001
LeCharles Bentley (G/C).....	2002-05
Andy Allaman (G).....	2007
Mat Tennant (G/C).....	2010-11
Ricky Henry (G).....	2012
Senio Kelemete (C/G).....	2014-17
Michael Ola (T/G).....	2018

66

Bill Cody (LB).....	1967-70
Royce Smith (G).....	1972-73
Rocky Rasley (G).....	1974
Tom Wickert (G).....	1975-76
David Knowles (T).....	1977
Conrad Dobler (G).....	1978-79
Louis Oubre (G).....	1982-84
Chuck Commiskey (G).....	1986-88
Larry Williams (G).....	1991
Mike Versteegen (G).....	1995-97
Victor Riley (T).....	2002
Brian Young (DT).....	2004-08
Ben Grubbs (G).....	2012-14
Ryan Seymour (G).....	2015
Jack Allen (OL).....	2016

67

George Harvey (G).....	1967
John Shinner (G).....	1969-71
Bob Kuziel (C).....	1972
Phil LaPorta (T).....	1974-75
John Watson (T).....	1977-79
Stan Brock (T).....	1980-92
Andy McCallum (G).....	1994-98
Bubba Miller (C).....	2002
Jamar Nesbit (G/T).....	2004-09
Ray Willis (T).....	2011
Nick Becton (T).....	2014
Larry Warford (G).....	2017-19

68

Richard Neal (DE).....	1969-72, 1978
Wimpy Winther (C).....	1972
Terry Stieve (G).....	1976-77
Fred Sturt (G).....	1978-81
Pat Sandon (G).....	1986
Walter Housman (T/G).....	1987
Paul Jetton (G).....	1992-93
Alan Kline (T).....	1994-95
Kyle Turley (G/T).....	1998-2002
Victor Riley (T).....	2003-04
Matt Lehr (C/G).....	2008
William Robinson (T).....	2012
Tim Lelito (G/C).....	2013-16
Derrick Kelly II (GT).....	2020-

69

Oakley Dalton (DT).....	1977
Bill Fifer (G).....	1978
Nat Hudson (G).....	1981
Ralph Williams (G).....	1985-86
Pat Swoopes (DT).....	1987-89
Les Miller (DT).....	1991-94
Tom Ackerman (C/G).....	1996-2001
P.J. Alexander (T).....	2003
McKinley Boykin (DT).....	2007
Anthony Hargrove (DL).....	2009-10
Eric Olsen (G/C).....	2012, 2014
Khalif Barnes (OL).....	2016
Anthony Zettel (DL).....	2020

70

Sam Holden (T).....	1971
Craig Robinson (T).....	1972-73
Dave Hubbard (T).....	1977
Mark Meseroll (T).....	1978
Jim Rourke (T).....	1985
Bill Contz (T).....	1986-88
Kevin Haverdink (T).....	1989-91
Chris Port (G/T).....	1991-95
Uhuru Hamiter (DE).....	1998
Marcus Price (T).....	2000-01
Jammal Brown (T).....	2005-09
William Robinson (T).....	2011
Eric Olsen (G).....	2011
Mitchell Loewen (DL).....	2017-19
Michael Ola (T/G).....	2019

71

Dick Anderson (T).....	1967
Dave McCormick (T).....	1967-68
Willie Townes (DE).....	1970
Faddie Tillman (DT).....	1972
Pat Fersen (T).....	1973-74
Kurt Schumacher (G).....	1975-77
Jeff Winans (DT).....	1976
James Taylor (T).....	1978-81
Petey Perot (G).....	1985
Casey Merrill (DT).....	1986
Ken Kaplan (T).....	1987
Richard Cooper (T).....	1990-95
Fred Stokes (DE).....	1996
Ricky Siglar (T).....	1997-98
Spencer Folau (T).....	2002-04
Kendrick Clancy (DT).....	2007-09
Charles Brown (T).....	2010-13
Kaleb Eulls (DT).....	2015

Ryan Ramczyk (T)..... 2017-

72

Earl Leggett (DT).....	1967-68
Don Talbert (T).....	1969-70
Joe Owens (DE).....	1971-75
Jeff Hart (T).....	1976
Mike Fultz (DT).....	1977-80
Leon Gray (T).....	1982-83
Chris Ward (T).....	1984
Jim Dombrowski (G/T).....	1986-96
Trezelle Jenkins (T).....	1997
Wayne Gandy (T).....	2003-05
Montavious Stanley (DT).....	2008
Terron Armstead (T).....	2013-

73

Bill Sandeman (T).....	1967
Jerry Sturm (T/C).....	1967-70
Ray Jones (DB).....	1973
John Mooring (T).....	1974
Joe Campbell (DE).....	1977-80
Frank Warren (DE).....	1981-89, 91-94
Isaac Davis (G).....	1997
Jahri Evans (G).....	2006-16

74

Mike Tileman (DT).....	1967-70
Doug Mooers (DE).....	1971-72
Derland Moore (DT).....	1973-85
William Leach (G/T).....	1987
Ted Gregory (DT).....	1988
Kevin Haverdink (T).....	1989-91
Cecil Gray (T).....	1993
Herman Carroll (DE).....	1994
Clarence Jones (T).....	1996-98
Steve Scifres (T).....	1999
Scott Sanderson (G/T).....	2001-02
Jermon Bushrod (T).....	2007-12, 18
James Hurst (G/T).....	2020-

75

Dave McCormick (T).....	1967-68
Mike Rengel (DT).....	1969
Mike Richey (T).....	1970
Mike Crangle (DE).....	1972
Elex Price (DT).....	1973-80
Bruce Clark (DE).....	1982-88
Doug Marrone (G).....	1989
Baron Rollins (G).....	1994
Emile Palmer (DT).....	1996
Julian Pittman (DT).....	1998
Jermame Mayberry (G).....	2005
Mitch King (DT).....	2011
Tyrann Walker (DT/DE).....	2012-14
Andrus Peat (T/G).....	2015-

76

Dave Rowe (DT).....	1967-70
Don Morrison (T).....	1971-77
Kevin Hunt (T).....	1978
Jim Pietrzak (C).....	1979-84
Dwayne Board (DE).....	1988
Gene McGuire (C).....	1992
Rickie Shaw (T).....	1993
Jeff Davidson (T).....	1994
Keno Hills (T).....	1996-99
Tutan Reyes (T).....	2000-01
Jonathan Goodwin (C).....	2006-10
Pat McQuistan (T).....	2011
Akiem Hicks (DT/DE).....	2012-15
Tony Hills (T).....	2015-16
Byron Harris (T).....	2017
Tony McDaniel (DT).....	2017
Taylor Stallworth (DT).....	2018

77

Ray Rissmiller (T).....	1967
Jim Boeke (T).....	1968
Mike Taylor (T).....	1969-70

# ALL-TIME NUMERICAL ROSTER

Dan Goich (DT)	1971
Carl Johnson (G)	1972-73
Chris Morris (T)	1975
Marv Montgomery (T)	1976-77
Gary Anderson (G)	1978
Jerry Borsky (DT)	1981
Daren Gilbert (T)	1985-88
William Roaf (T)	1993-2001
Rodney Leisle (DT)	2004-06
Carl Nicks (G)	2008-11
Brock Bunkley (DT/NT)	2012-14
Mike McGlynn (G)	2015
John Fullington (OL)	2017
Chaz Green (GT)	2018
Derek Newton (T)	2018

## 78

Jerry Jones (T)	1967-69
Errol Linden (T)	1969-70
Glen Ray Hines (T)	1971-72
Bill Newsome (DE)	1973-74
Elois Grooms (DE)	1975-81
Kevin Clark (G)	1982-85
Shawn Knight (DE)	1987
Jeff Walker (G)	1988-89
Mike Keim (T)	1991
Tom Backes (G)	1993
Tom Roth (C/G)	1994
Daryl Terrell (T)	1999-2001
Jon Stinchcomb (T)	2003-04, 2006-10
Bobby Richardson (DE)	2015
Landon Turner (OL)	2016
Bryce Harris (T)	2017
Cornelius Lucas (T)	2018
Erik McCoy (G/C)	2019-

## 79

Lou Cordileone (DT)	1967-68
Clovis Swinney (DT)	1970
Emanuel Zanders (G)	1974-80
Chuck Slaughter (T)	1982
Henry Thomas (G)	1987
Glenn Derby (T)	1989-90
Tory Epps (DT)	1995
Troy Wilson (DE)	1998
Mike Halapin (T)	1999
Mitch White (T)	2001
Jimmy Verdon (DE)	2005
Rob Pettit (T)	2006
Rob Ninkovich (DE)	2008
Bryce Harris (T)	2012-14, 17
John Greco (G)	2017

## 80

Jim Garcia (DE)	1967
Mike Walker (DE)	1971
Doug Winslow (WR)	1973
Sam Henrick (WR)	1974
Earl McCullough (WR)	1974
Larry Burton (WR)	1975-77
Gordon Banks (WR)	1980-81
Lindsay Scott (WR)	1982-85
Mike Miller (WR)	1985
Malcolm Bannell (WR)	1985
Herbert Harris (WR)	1986-87
Stacy Dawsey (WR)	1987
Brett Periman (WR)	1988-90
Wesley Carroll (WR)	1991-92
Marcus Dowdell (WR)	1992-93
Tyrene Johnson (WR)	1994
Haywood Jeffries (WR)	1996
Daryl Hobbs (WR)	1997
Alvin Harper (WR)	1997
Tony Johnson (TE)	1998
P.J. Franklin (WR)	1999
Robert Wilson (WR)	2000-01
Jerome Patton (WR)	2002-04
Shad Meier (TE)	2005
Mark Campbell (TE)	2006-08
Darnell Dinkins (TE)	2009
Jimmy Graham (TE)	2010-14
Austin Carr (WR)	2017-20

## 81

Doug Atkins (DE)	1967-69
Jesse Anderson (TE)	1993
Michael Haynes (WR)	1994-96
Randal Hill (WR)	1997
Scott Slutzker (TE)	1998
Lawrence Dawsey (WR)	1999
Lamont Hall (TE)	2000-02
Chaz Hilton (TE)	2003-04
Az-Zahir Hakim (WR)	2005
Dad Patten (WR)	2007-08
Michael Higgins (TE)	2011-12
Cameron Meredith (WR)	2018
Krishawn Hogan (WR)	2019

## 82

Johnny Brewer (LB)	1968-70
Bob Pollard (DE)	1971-77
Ike Harris (WR)	1978-81
John Tice (TE)	1983-92
Darren Gottschalk (TE)	1987
Ken O'Neal (TE)	1987
Irv Smith (TE)	1993-97
Qadry Ismail (WR)	1998
Eddie Kennison (WR)	1999
Andrew Glover (TE)	2000
Boo Williams (TE)	2001-04
Nate Lawrie (TE)	2005-06
Marcellus Rivers (TE)	2006
Eric Johnson (TE)	2007
Coby Fleener (TE)	2016-17
Benjamin Watson (TE)	2013-15, 18
Adam Trautman (TE)	2020-

## 83

Vern Burke (TE)	1967
Dave Parks (TE)	1968-72
Len Garrett (TE)	1973-75
Andy Hamilton (WR)	1975
Tinker Owens (WR)	1976, 78-80
Kenny Duckett (WR)	1982-85
Carl Roaches (KR)	1985
Kevin Edwards (WR)	1986
Dwight Walker (WR)	1987
Cliff Benson (TE)	1987-88
Greg Scales (TE)	1988-91
Torrance Small (WR)	1992-96
Keith Poole (WR)	1997-2000
Albert Connell (WR)	2001
Johnny Mitchell (TE)	2001
Donté Stallworth (WR)	2002-05
Billy Miller (TE)	2006-08
Willie Snead IV (WR)	2015-17
Juan Johnson (WR)	2020-

## 84

Jim Hester (TE)	1967-69
Lawrence Estes (DE)	1970-71
Preston Riley (WR)	1973
Paul Seall (TE)	1974-76
Rich Mauti (WR)	1977-80, 82-83
Junior Miller (TE)	1984
Eric Martin (WR)	1985-93
Steve Rhem (WR)	1994-95
Eric Gulford (WR)	1997-98
Scott Slutzker (TE)	1999
Austin Wheatley (TE)	2000
Michael Lewis (WR)	2001-06
Troy Humphrey (TE)	2009-11
Kenny Stills (WR)	2013-14
Eric Hoomanawanui (TE)	2015, 17
Il'Jordan Humphrey (TE)	2019-

## 85

Ray Poage (TE)	1967-70
Cephus Weatherspoon (WR)	1972
John Beasley (TE)	1973-74
Henry Childs (TE)	1974-80
Hoby Brenner (TE)	1981-93
Curtland Thomas (WR)	1987
Wesley Walls (TE)	1994-95

Paul Green (TE)	1996
Nicky Savoie (TE)	1997
Cameron Cleland (TE)	1998-99, 2001
Ernie Conwell (TE)	2003-06
Ronnie Ghent (TE)	2007
David Thomas (TE)	2009-12
Dan Arnold (TE)	2018

## 86

Tom Hall (WR)	1967
Dan Colchico (DE)	1969
Creston Whitaker (WR)	1972
Jubilee Dunbar (WR)	1973
Dave Davis (WR)	1974
Richard Williams (WR)	1974
Melvin Baker (WR)	1975
James Thaxton (TE)	1976-77
Tom Donovan (WR)	1980
Rich Caster (TE)	1981
Rich Martini (WR)	1981
Jeff Groh (WR)	1981-85
Mike Jones (WR)	1986-87
Cliff Benson (TE)	1987-88
Victor Harrison (WR)	1987
Rod Harris (WR)	1989
Gerald Alphin (WR)	1990-91
Patrick Newman (WR)	1991-93
Louis Lipps (WR)	1992
Marcus Dowdell (WR)	1992-93
Kirk Botkin (TE)	1994-95
Tony Johnson (TE)	1996
Gunnard Twynen (WR)	1997
Sean Dawkins (WR)	1998
Kendall Gammon (TE)	1999
Jake Reed (WR)	2000, 02
Onome Ojo (WR)	2001
Walter Rasby (TE)	2003
Zach Hilton (TE)	2005
John Owens (TE)	2006-07
Buck Ortega (TE)	2008-09
Chris Manhertz (TE)	2016
John Phillips (TE)	2016-17
Jason Vander Laan (TE)	2019

## 87

Richard Neal (DE)	1969-72, 78
Monty Stickles (TE)	1968
Mike Kelly (TE)	1973
Don Herrmann (WR)	1975-77
Larry Hardy (TE)	1978-85
Lonzell Hill (WR)	1987-90
Malcolm Scott (TE)	1987
Frank Wainright (TE)	1991-93
Lee DeRamus (WR)	1995-96
John Farquhar (TE)	1997-98
Joe Horn (WR)	2000-06
Adrian Arrington (WR)	2009-11
Tommy Lee Lewis (WR)	2016
Jared Cook (TE)	2019-20

## 88

Ben Hart (S)	1967
Dave Szynkowski (WR)	1968
Fred Hyatt (WR)	1973
Andy Dorris (DE)	1973-76
Joel Parker (WR)	1977
Brooks Williams (TE)	1978-81
Don Bass (TE)	1982
Eugene Goodlow (WR)	1983-86
Mike Walters (TE)	1987
Mark Pattison (WR)	1987-88
Floyd Turner (WR)	1989-93
Derrill Mitchell (WR)	1994
Hendrick Lusk (TE)	1996
Andrew Hastings (WR)	1997-99
Willie Jackson (WR)	2000-01
David Sloan (TE)	2002
Talman Gardner (WR)	2003-04
Nate Poole (WR)	2005
Jerome Shockey (TE)	2008-10
Nick Toon (WR)	2013
RaShaun Allen (TE)	2015
Ty Montgomery II (WR/RB)	2020-

# ALL-TIME NUMERICAL ROSTER

## 89

Kent Kramer (TE).....	1967
Dave Long (DE).....	1969-72
Bert Askson (TE).....	1973
Gil Chapman (WR).....	1975
Len Willis (WR).....	1977
Wes Chandler (WR).....	1978-81
Aundra Thompson (WR).....	1981-82
Tyrone Young (WR).....	1983-84
Joe Thomas (WR).....	1987
Robert Clark (WR).....	1987-88
Mike Jones (WR).....	1989
Derrick Shepard (WR).....	1989
Quinn Early (WR).....	1991-95
Mercury Hayes (WR).....	1996-97
Brett Bech (WR).....	1997-99
Dave Stachelski (TE).....	2000-01
Wane McGarity (WR).....	2001
Derrick Lewis (WR).....	2002-03
Lamont Hall (TE).....	2004-05
Jamal Jones (WR).....	2006
Sean Ryan (TE).....	2008
John Gilmore (TE).....	2011
Daniel Graham (TE).....	2012
Josh Hill (TE).....	2013-20

## 90

Walter Johnson (LB).....	1989
James Williams (LB).....	1990-94
Israel Stanley (DE).....	1995
Jared Tomich (DE).....	1997-2000
Kenny Smith (DT).....	2001-04
DelMario Pressley (DT).....	2009
Turk McBride (DE).....	2011-12
Tavaris Barnes (DE).....	2015
Nick Fairley (DT).....	2016
George Johnson (DE).....	2017
Jay Bromley (DT).....	2018
Malcom Brown (DT).....	2019-20

## 91

Monte Bennett (DT).....	1981
Ken Marchiol (LB).....	1987
Robert "Pig" Goff (DT).....	1990-95
Brady Smith (DE).....	1996-99
Grady Jackson (DT).....	2002-03
Will Smith (DE).....	2004-12
Kasim Edebali (LB/DE).....	2014-16
Trey Hendrickson (DE).....	2017-20

## 92

James Haynes (LB).....	1984-89
DeMond Winston (LB).....	1990, 92-94
Toddrick McIntosh (DE).....	1995
Darren Mickell (DE).....	1996-97
Ernest Jones (DE).....	1998
Troy Wilson (DE).....	1999
Martin Chase (DT).....	2000-02
Henry Ford (DT).....	2003
Tony Bryant (DE).....	2003-05
Orien Harris (DT).....	2007
Remi Ayodele (DT).....	2008-10

Shaun Rogers (DT).....	2011
John Jenkins (DT).....	2013-16
John Hughes III (DT).....	2017
Marcus Davenport (DE).....	2018-

## 93

Gary Lewis (DT).....	1983
Kevin Young (DE).....	1987
Wayne Martin (DE/DT).....	1989-99
Darren Howard (DE).....	2000-05
Rob Ninkovich (DE).....	2006
Josh Savage (DE).....	2007
Bobby McCray (DE).....	2008-09
Junior Galette (DE/OLB).....	2010-14
Kevin Williams (DT).....	2015
David Onyiah (DT).....	2016-

## 94

Jim Wilks (DE/DT).....	1981-93
Joe Johnson (DE).....	1994-98, 2000-01
Charles Grant (DE).....	2002-09
Kawika Mitchell (DE).....	2010
Cameron Jordan (DE).....	2011-

## 95

Jonathan Dumbauld (DE).....	1986, 88
Robert Brannon (DE).....	1987
Travis Davis (DT).....	1990
Ronnie Dixon (DT).....	1993
Ernest Jones (DE).....	1995
Austin Robbins (DT).....	1996-99
Marques Douglas (DE).....	2000
Howard Green (DT).....	2003-04
Cedric Woodard (DT).....	2005
Eric Moore (DE).....	2006
Trevor Johnson (DE).....	2006
Josh Savage (DE).....	2008
Rodney Leisle (DT).....	2009
Martez Wilson (LB/DE).....	2011-13
Brandon Deaderick (NT/DE).....	2014
Tyler Davison (DT).....	2015-18
Taylor Stallworth (DT).....	2019
Margus Hunt (DT).....	2020
Ryan Glasgow (DT).....	2020-

## 96

Steve Parker (DE).....	1980
Don Thorp (DT).....	1984
Sheldon Andrus (DT).....	1986-87
Michael Simmons (DE).....	1989-90
Jeff Faulkner (DE).....	1993
Mark Gunn (DE).....	1994
Dameian Jeffries (DE).....	1995
Uhuru Hamiter (DT).....	1999
Melvin Williams (DE).....	2003-04
Antwan Lake (DE).....	2006-08
Paul Spicer (DE).....	2009
Alex Brown (DE).....	2010
Tom Johnson (DT/DE).....	2011-13
Kendall Langford (DL).....	2017
Woodrow Hamilton IV (DT).....	2017
Carl Granderson (DE).....	2019-

## 97

James Geathers (DE).....	1984-89
Rinaldo Turnbull (DE/LB).....	1990-96
La'Roi Glover (DT).....	1997-2001
Dennis Monroe (DE).....	2002
Johnathan Sullivan (DT).....	2003-05
Michael Haynes (DE).....	2006
Josh Cooper (DE).....	2006-07
Alvin McKinley (DT).....	2008
Jeff Charleston (DE).....	2008-11
Glenn Foster (DE).....	2013-14
Phillip Hunt (DE).....	2015
Sam Barrington (LB).....	2016
Al-Quadin Muhammad (DE).....	2017
Tyrunn Walker (DT).....	2018
Mario Edwards Jr. (DL).....	2019
Malcolm Roach (DL).....	2020-

## 98

Reggie Lewis (DE).....	1982-84
Milford Hodge (DE).....	1986
Jim Hanna (DT).....	1994
Ron Warner (LB).....	1998
Willie Whitehead (DE/DT).....	1999-2006
Renaldo Wynn (DE/DT).....	2007
Sedrick Ellis (DT).....	2008-12
Parys Haralson (OLB).....	2013-14
Mike Mohamed (LB).....	2015
Sheldon Rankins (DT).....	2016-20

## 99

Tony Elliott (DT).....	1982-88
Joel Smeenge (DE/LB).....	1990-94
Willie Broughton (DT).....	1995-96
Pio Sagapolutele (DT).....	1997
Darren Mickell (DT).....	1999
Norman Hand (DT).....	2000-02
Kenderick Allen (DT).....	2003
Shaun Smith (DT).....	2004
Hollis Thomas (DT).....	2006-08
Jimmy Wilkerson (DL).....	2010
Aubrayo Franklin (DT).....	2011
Paul Kruger (DE).....	2016
Adam Bighill (LB).....	2017
Shy Tuttle (DT).....	2019-

OWNER

FOOTBALL

ADMINISTRATION

RECORDS

HISTORY



## JIM FINKS

**PRESIDENT/GENERAL MANAGER**

**BORN:** 8/31/27

**COLLEGE:** TULSA '49

**PLAYER:** 1949-55

**GENERAL MANAGER:** 1964-93

**SAINTS PRESIDENT/GENERAL MANAGER:** 1986-93

**YEAR INDUCTED:** 1995

On July 29, 1995, an illustrious career as a football administrator was capped when Jim Finks was inducted into the Pro Football Hall of Fame in Canton, Ohio. Finks' posthumous election to the Hall was the ultimate honor in a career full of significant accomplishments.

Finks was named president/general manager of the Saints on January 14, 1986 by Owner Tom Benson. As Benson's first major hire since purchasing the team in 1985, Finks brought with him a portfolio of success as a player, coach, scout and administrator that had spanned 37 years in sports.

Much like his prior stints as general manager with the Minnesota Vikings and Chicago Bears, Finks' final stop would also be a success. Hiring head coach Jim Mora and picking impact players in guard/tackle Jim Dombrowski, running backs Dalton Hilliard and Rueben Mayes and linebacker Pat Swilling in his first draft, a franchise that had not achieved a winning season in 20 years would log a 12-3 mark in 1987, second-best in the NFL and go on to their first-ever playoff game. Finks' presence was apparent and recognized as he was named *The Sporting News* NFL Executive of the Year.

Under Finks' leadership, the Saints would continue to have success, winning their first division title in 1991 as the NFC West championship flag flew in New Orleans for the first time. However, shortly after his final draft in 1993, where he mined a future Pro Football Hall of Fame selection in tackle William Roaf, Finks would be forced to resign due to a valiant fight with lung cancer that would claim his life on May 8, 1994. Overall from 1986-92, the Saints would win 60 percent of their regular season games and enjoy a streak of six consecutive non-losing years. Over that period, only two other NFL teams had the same accomplishment.

Prior to coming to New Orleans, Finks served as general manager of the Chicago Bears from 1974-83, where he set about construction of one of the NFL's most dominating teams. Before his departure, Finks would acquire 19 of the 22 starters for a Bears team that compiled a 15-1 record in 1985 and crushed New England in Super Bowl XX. During his 10-year tenure in Minnesota, Finks hired then-unknown Bud Grant as head coach and the Vikings followed with a string of five NFC Central crowns and two Super Bowl appearances.

The Salem, Ill. native played quarterback at Tulsa University and was a 12th round selection of the Pittsburgh Steelers in 1949. Finks played defensive back until 1952, when he became the Steelers' starting quarterback and went to the Pro Bowl. After retiring as an NFL player following the 1955 season, he served as an assistant coach for two seasons before beginning his career as an administrator as the general manager of Calgary of the Canadian Football League in 1958.

OWNER

FOOTBALL

ADMINISTRATION

RECORDS

HISTORY



## RICKEY JACKSON

### LINEBACKER

**BORN:** 3/20/58

**COLLEGE:** PITTSBURGH

**NFL:** 1981-95

**SAINTS:** 1981-93

**YEAR INDUCTED:** 2010

57

One of the most productive linebackers in National Football League history, Rickey Jackson served as the linchpin of one of the most dominant linebacker corps the league has ever seen. He became the first Saint to have spent the majority of his career with New Orleans to have been selected to the Pro Football Hall of Fame.

The Pahokee, Fla. native had an outstanding college career at Pittsburgh and was picked in the second round (51st overall) by the Saints in the 1981 NFL Draft. Jackson appeared in 227 regular season games, starting 225 during 15 NFL seasons, 13 of which were spent with the Saints. With 115 as a Saint, he is the club's all-time leader. Jackson led the club in takedowns six times. He missed only two games out of a possible 229 regular season games in his career.

Jackson finished his career with 128 sacks, (his eight sacks in his rookie season of 1981 are not included since sacks did not become an official statistic until 1982) ranked tenth all-time in NFL history. He is also the franchise's all-time leader in fumble recoveries with 26.

As a show of respect by opposing coaches and players for his dominating pass rush abilities and sideline to sideline play, Jackson was named to the Pro Bowl six times (1983-86, 1992-93) in his career, tied for the third-most by a Saint. He was an All-Pro selection six times (1984-87, 1992-93). After failing to post a winning campaign in the franchise's first 18 seasons, Jackson's Saints did not have a losing season in his final seven campaigns with the club from 1987-93, qualifying for the playoffs four times during this period.

Jackson would close out his NFL career with San Francisco from 1994-95, earning a championship ring as part of the Super Bowl XXIX winners. Jackson retired as a Saint in 1996 and his number 57 jersey was raised to the rafters of the Superdome. He was inducted into the New Orleans Saints Hall of Fame in 1997 and to the Louisiana Sports Hall of Fame in 1999. In 2013, he was inducted into the New Orleans Saints Ring of Honor and in 2016 was named to the franchise's All-50th team.







## WILLIAM ROAF

### TACKLE

**BORN:** 4/18/70  
**COLLEGE:** LOUISIANA TECH  
**NFL:** 1993-2005  
**SAINTS:** 1993-2001  
**YEAR INDUCTED:** 2012

# 77

One of the most accomplished tackles in National Football League history, William Roaf was the anchor of the Saints offensive line for nine seasons. Coming out of Louisiana Tech in 1993, Roaf was picked by the Saints with the eighth overall choice in the 1993 NFL Draft.

The Pine Bluff, Ark. native immediately was inserted by head coach Jim Mora into the starting lineup at right tackle, where he would start every contest and was selected to several All-Rookie teams. The 6-5, 312-pounder moved to the left side in his second season where he was named a Pro Bowl starter and *Associated Press* first-team All-Pro, which would begin a 12-year stretch as one of the most dominant left tackles in NFL history.

During his nine seasons with the Saints, Roaf was named to the Pro Bowl seven consecutive times (1994-2000), the second-most appearances ever by a Saint. Following a trade to the Kansas City Chiefs in 2002, he would be selected four more times, totaling 11 total selections, tied for the most nominations by a tackle in league history with Anthony Munoz and Jonathan Ogden. He also was an eight-time AP All-Pro selection, with four selections from each club. Overall, Roaf started all 189 regular season games and three postseason contests he appeared in for the Saints and Chiefs.

Roaf received one of football's highest honors as he was named to the NFL's All-Decade teams of the 1990's and 2000's, voted on by the Pro Football Hall of Fame selection committee. He was a first-team selection for the 1990's squad and a second-team choice on the 2000's roster, making him one of only 16 players since the AFL-NFL merger to be named to two All-Decade rosters. Additionally, Roaf was named to the Saints Hall of Fame in 2008 and is a member of the Louisiana and Arkansas Sports Hall of Fames. In 2013, he was inducted into the New Orleans Saints Ring of Honor. In 2014 he was elected to the College Football Hall of Fame and in 2016 was named to the franchise's All-50th team.



OWNER

FOOTBALL

ADMINISTRATION

RECORDS

HISTORY



## MORTEN ANDERSON

### KICKER

**BORN:** 8/19/60

**COLLEGE:** MICHIGAN STATE

**NFL:** 1982-2004, 2006-07

**SAINTS:** 1982-1994

**YEAR INDUCTED:** 2017

7

One of the most decorated kickers in NFL history, Andersen became only the second exclusive placekicker to be inducted into the Pro Football Hall of Fame. The NFL's all-time scoring leader until the 2018 season played in an NFL record 382 games during his 25-year career with five teams.

The Copenhagen, Denmark native was a Saints scoring weapon for 13 seasons after being selected by New Orleans in the 1982 NFL Draft in the fourth round (86th overall) out of Michigan State. During his Saints career, Andersen was named to the Pro Bowl four consecutive times and six-times overall (1985-88, 1990, 1992) and was named a first team AP All-Pro selection five times (1985-88, 1992). He finished his Saints career as the club's all-time leader in scoring with 1,318 points, in field goals made with 302 and 25 consecutive field goals made. Andersen went on to play eight seasons for the Falcons (1995-2000, 2006-07) becoming Atlanta's all-time scoring leader, earning Pro Bowl and AP All-Pro selections in 1995. In the 1999 NFC Championship game, he made a game-winning kick in overtime to beat Minnesota 30-27. Andersen spent the 2001 season with the Giants, the 2002-03 campaigns with the Chiefs and the 2004 season with the Vikings.

Andersen's illustrious career would break almost every NFL kicking and scoring record. In his 25 seasons, he became the NFL's all-time leader in scoring with 2,544 points, in games played with 382 appearances, in field goals made with 565, achieved NFL records with 22 seasons with 90+ points, scored in an NFL record 360 straight games. The seven-time Pro Bowler and six-time All-Pro hit 22 game winning kicks in the final two-minutes or less, with seven of them taking place in overtime.

Andersen received one of the greatest honors in football as he was named to the NFL's All Decade teams of the 1980's and 1990's, voted on by the Pro Football Hall of Fame selection committee. The "Great Dane" was named a first-team selection for both the 1980's team and 1990's roster, making him one of only 16 players since the AFL-NFL merger to be named to two All Decade teams. Andersen is a member of the Saints Hall of Fame (2009), the Louisiana Sports Hall of Fame (2011), the Saints Ring of Honor (2015) and the club's All-50th team (2016).



## RING OF HONOR



**LB**  
**RICKEY JACKSON**  
Saints Career: 1981-93  
Inducted: 2013



**QB**  
**ARCHIE MANNING**  
Saints Career: 1971-82  
Inducted: 2013



**T**  
**WILLIAM ROAF**  
Saints Career: 1993-2001  
Inducted: 2013



**K**  
**MORTEN ANDERSEN**  
Saints Career: 1982-94  
Inducted: 2015



**OWNER**  
**TOM BENSON**  
Ownership Tenure:  
1985-2018  
Inducted: 2018



**DE**  
**WILL SMITH**  
Saints Career: 2004-12  
Inducted: 2019

## PRO FOOTBALL HALL OF FAME

**1976**

RB **Jim Taylor** (Saints career: 1967)

**1982**

DE **Doug Atkins** (Saints career: 1967-69)

**1991**

RB **Earl Campbell** (Saints career: 1984-85)

**1995**

President/GM **Jim Finks** (Saints career: 1986-93)

**2003**

Coach **Hank Stram** (Saints career: 1976-77)

**2010**

LB **Rickey Jackson** (Saints career: 1981-93)

**2012**

T **William Roaf** (Saints career: 1993-2001)

**2016**

QB **Ken Stabler** (Saints career: 1982-84)

**2017**

K **Morten Andersen** (Saints career: 1982-94)

## MAJOR AWARDS

**1971**

K **Tom Dempsey**: *PFWA George Halas Award*

**1977**

QB **Archie Manning**: *Byron "Whizzer" White NFL Man of the Year (NFLPA)*

**1978**

QB **Archie Manning**: *NFC Most Valuable Player (UPI, Sporting News); NFC Player of the Year (UPI, Sporting News); UPI NFC Offensive MVP*  
RB **Chuck Muncie**: *Pro Bowl MVP*

**1981**

RB **George Rogers**: *NFL Rookie of the Year (Pro Football Weekly/PFWA, Sporting News); NFL Offensive Rookie of the Year (AP, Pro Football Weekly/PFWA); UPI NFC Rookie of the Year*

**1983**

QB **Archie Manning**: *PFWA Jack Horrigan Award*

**1986**

K **Morten Andersen**: *Pro Football Weekly/PFWA Golden Toe*  
RB **Rueben Mayes**: *NFL Rookie of the Year (Pro Football Weekly/PFWA, Sporting News, Newspaper Enterprise Assoc.); NFL Offensive Rookie of the Year (AP, Pro Football Weekly/PFWA)*

## MAJOR AWARDS, CONT.

### 1987

General Manager **Jim Finks**: *Sporting News*

NFL Executive of the Year

Head Coach **Jim Mora**: NFL Coach of the Year

(AP, *Pro Football Weekly/PFWA*, *Sporting News*);  
NFC Coach of the Year (UPI, *Pro Football Weekly/PFWA*, Committee of 101 - Kansas City)

### 1991

LB **Pat Swilling**: NFL Defensive Player of the Year

(AP, *Newspaper Enterprise Assoc.*, *Football Digest*).

NFC Defensive Player of the Year (Committee of 101 - Kansas City)

### 2000

DT **La'Roi Glover**: NFL Alumni Defensive Lineman of the Year, Committee of 101 - Kansas City NFC Defensive Player of the Year

Head Coach **Jim Haslett**: NFL Coach of the Year (AP, *Pro Football Weekly/PFWA*, *Sports Illustrated*, *Football News*, *College & Pro Football Weekly*, *NFL Alumni*, *The Sports Network*); *Football Digest* Rookie Coach of the Year; NFC Coach of the Year (USA Today, Committee of 101 - Kansas City)

DE **Joe Johnson**: NFL Comeback Player of the Year (AP, *Pro Football Weekly/PFWA*)  
Offensive Coordinator **Mike McCarthy**: USA Today NFC Assistant Coach of the Year

General Manager **Randy Mueller**: NFL Executive of the Year (*Sporting News*, *Pro Football Weekly/PFWA*, *Football Digest*, *The Sports Network*)

### 2002

G **LeCharles Bentley**: *Sports Illustrated*

NFL Offensive Rookie of the Year

RS **Michael Lewis**: NFL Alumni Special Teams Player of the Year

### 2006

Executive Vice President/General Manager **Mickey Loomis**: NFL Executive of the Year (*Sporting News*, *Pro Football Weekly/Pro Football Writers of America*)

Head Coach **Sean Payton**: NFL Coach of the Year (AP, *Sporting News*, *Pro Football Weekly*, *Sports Illustrated*, *Maxwell Club*, *NFL Alumni*), Committee of 101 - Kansas City NFC Coach of the Year

QB **Drew Brees**: Co-NFL Walter Payton Man of the Year, *Sports Illustrated* (Dr. Z) NFL Most Valuable Player, FedEx Air Player of the Year, Committee of 101 - Kansas City NFC Offensive Player of the Year, NFL Alumni QB of the Year

### 2007

QB **Drew Brees**: *Pro Football Weekly/PFWA*  
George Halas Award

### 2008

QB **Drew Brees**: NFL Offensive Player of the Year (AP, *Sporting News*), FedEx Air Player of the Year, Committee of 101 - Kansas City NFC Offensive Player of the Year

### 2009

Head Coach **Sean Payton**: NFL Coach of the Year (*Maxwell Club*, *NFL Alumni*), Committee of 101 - Kansas City NFC Coach of the Year

QB **Drew Brees**: NFL Player of the Year (*Maxwell Club*), NFL Alumni QB of the Year, FedEx Air Player of the Year, *Sporting News* Offensive Player of the Year, Committee of 101 - Kansas City NFC Offensive Player of the Year

### 2010

QB **Drew Brees**: *Sports Illustrated* Sportsman of the Year, AP 2010 Athlete of the Year; Pro Football Writers Association Good Guy Award

### 2011

QB **Drew Brees**: NFL Offensive Player of the Year (AP, *Sports Illustrated*), FedEx Air Player of the Year, Byron "Whizzer" White NFL Man of the Year (NFLPA), Bart Starr Award

### 2015

S **Steve Gleason**: PFWA George Halas Award

### 2017

RB **Alvin Kamara**: *The Sporting News* NFL Rookie of the Year; NFL Offensive Rookie of the Year (AP and *Sports Illustrated*); PFWA NFL Offensive Rookie of the Year (co-winner)

CB **Marshall Lattimore**: NFL Defensive Rookie of the Year (AP, PFWA and *Sports Illustrated*)

### 2018

QB **Drew Brees**: Committee of 101 - Kansas City NFC Offensive Player of the Year  
Special Teams **Mike Westhoff**: PFWA Paul "Dr. Z" Zimmerman Award (co-winner)

### 2019

WR **Michael Thomas**: Associated Press NFL Offensive Player of the Year, Committee of 101 - Kansas City NFC Offensive Player of the Year

### 2020

LB **Demario Davis**: Bart Starr Award



## ALL-PRO/ALL-ROOKIE TEAM

AP - Associated Press, CN - College & Pro Football Weekly, FD - Football Digest, FN - Football News, FW - Professional Football Writers of America, NE - Newspaper Enterprise Association, NY - New York Daily News, PFWA - Pro Football Writers of America, PW - Pro Football Weekly (1992-2012, choices combined with Pro Football Writers of America), SI - Sports Illustrated, SN - Sporting News, UP - United Press International, UW - USA Today/Sports Weekly

### 1967

CB **Dave Whitsell**: *SN All-Pro; All-NFL 2nd Team (AP, UP)*

### 1968

DE **Doug Atkins**: *SN All-Pro; All-Pro 2nd Team (AP, NE)*

### 1969

WR **Danny Abramowicz**: *All-Pro (SN, AP-tied);*

*All-Pro 2nd Team (NY, UPI)*

K **Tom Dempsey**: *SN All-Pro*

### 1970

P **Julian Fagan**: *All-NFC (AP, SN)*

### 1972

LB **Joe Federspiel**: *UP All-Rookie*

### 1978

TE **Henry Childs**: *UP All-NFC 2nd Team*

QB **Archie Manning**: *All-NFC (UP, SN)*

### 1979

WR **Wes Chandler**: *NE All-Pro 2nd team, UP All-NFC 2nd team*

TE **Henry Childs**: *PW All-NFC; UP All-NFC 2nd Team*

G **Conrad Dobler**: *UP All-NFC 2nd Team*

RB **Chuck Muncie**: *UP All-NFC 2nd Team*

S **Tommy Myers**: *PW All-Pro; All-NFC 1st Team (UP, PW)*

### 1980

T **Stan Brock**: *All-Rookie (UP, PW)*

KR **Rich Mauti**: *All-NFC (PW - specialist)*

### 1981

RB **George Rogers**: *All-Pro 1st Team (AP, SN); NE*

*All-Pro 2nd Team; UP All-NFC*

### 1982

RB **George Rogers**: *UP All-NFC 2nd Team*

### 1983

S **Russell Gary**: *UP All-NFC*

LB **Rickey Jackson**: *PW All-NFC*

LB **Jim Kovach**: *UP All-NFC 2nd Team*

CB **Johnnie Poe**: *NE All-Pro 2nd Team; UP All-NFC*

### 1984

P **Brian Hansen**: *UP All-NFC 2nd Team*

LB **Rickey Jackson**: *All-Pro 2nd Team (AP, NE);*

*All-NFC (UP, PW)*

### 1985

K **Morten Andersen**: *SN All-Pro; AP All-Pro 2nd Team; UP All-NFC*

LB **Rickey Jackson**: *AP All-Pro 2nd Team; UP All-NFC 2nd Team*

### 1986

K **Morten Andersen**: *All-Pro (AP, NE, FW, SN, PFW); All-NFC (UP, PW)*

KR **Mel Gray**: *All-Pro (SN - specialist)*

LB **Rickey Jackson**: *AP All-Pro 2nd Team; UP All-NFC 2nd Team*

RB **Rueben Mayes**: *UP All-NFC 2nd Team; All-Rookie (UP, PW)*

### 1987

K **Morten Andersen**: *All-Pro (AP, FW, NE, SN, PW); All-NFC (UPI, PW)*

S **Gene Atkins**: *FW All-Rookie*

DE **Bruce Clark**: *NE All-Pro 2nd Team*

G **Brad Edelman**: *UPI All-NFC 2nd Team*

RS **Mel Gray**: *All-Pro (FW, SN, PW - PR);*

*All-NFC (PW - specialist)*

LB **Rickey Jackson**: *All-Pro (NE, SN)*

LB **Vaughan Johnson**: *All-NFC (UP, PW)*

DE **Shawn Knight**: *FW All-Rookie*

RB **Rueben Mayes**: *UP All-NFC*

LB **Pat Swilling**: *UP All-NFC*

G **Steve Trapilo**: *All-Rookie (FW, UP)*

CB **Dave Waymer**: *All-Pro 2nd Team (AP); UP All-NFC*

### 1988

K **Morten Andersen**: *NE All-Pro 2nd Team; AP All-NFC*

LB **Vaughan Johnson**: *NE All-Pro; All-NFC (UP, PW)*

### 1989

RB **Dalton Hilliard**: *All-Pro 2nd Team (AP, NE);*

*All-NFC 2nd Team (UP)*

LB **Vaughan Johnson**: *NE All-Pro; AP All-Pro 2nd Team; All-NFC (UP, PW)*

CB **Robert Massey**: *All-Rookie (FW, CN, PW, FD)*

LB **Pat Swilling**: *All-Pro 2nd Team (AP, NE); All-NFC 2nd Team (UP)*

### 1990

LB **Vaughan Johnson**: *NE All-Pro 2nd Team;*

*UP All-NFC 2nd Team*

LB **Pat Swilling**: *AP All-Pro 2nd Team; UP All-NFC 2nd Team*

LB **Renaldo Turnbull**: *All-Rookie (FW, UP, CN, FD)*

### 1991

LB **Vaughan Johnson**: *UP All-NFC*

LB **Sam Mills**: *All-Pro (FW, SN, PW); All-Pro 2nd Team (AP, NE); PW All-NFC PW*

LB **Pat Swilling**: *All-Pro (AP, NE, FW, SN, PW); All-NFC (UP, PW)*

ST **Bennie Thompson**: *PW - specialist All-NFC*



## NFL HONORS

## ALL-PRO/ALL-ROOKIE TEAM, CONT.

## 1992

K **Morten Andersen**: *All-Pro (FW, NE, PW); AP All-Pro 2nd Team; All-NFC (UP, PW)*  
LB **Rickey Jackson**: *All-Pro (FW, PW); All-Pro 2nd Team (AP, NE); All-NFC (UP, PW)*  
LB **Vaughan Johnson**: *UP All-NFC*  
G **Derek Kennard**: *NE All-Pro 2nd Team*  
DT **Wayne Martin**: *NE All-Pro 2nd Team*  
LB **Sam Mills**: *All-Pro (PW/FW, SN); AP All-Pro 2nd Team; All-NFC (UP, PW)*  
LB **Pat Swilling**: *All-Pro (AP, SN)*

## 1993

KR **Tyrone Hughes**: *All-Pro (PW/FW – specialist; AP All-Pro 2nd Team; All-NFC (UP, PW); All-Rookie (PW/FW, UP, CN, FD)*  
LB **Rickey Jackson**: *SN All-Pro; AP All-Pro 2nd Team; All-NFC (UP, PW)*  
T **William Roaf**: *All-Rookie (PW/FW, UP, CN, FD)*  
TE **Irv Smith**: *All-Rookie (CN, FN)*  
LB **Renaldo Turnbull**: *AP All-Pro; UP All-NFC*

## 1994

DE **Joe Johnson**: *All-Rookie (FN, PW/FW, CN, UP)*  
T **William Roaf**: *All-Pro (AP, PW/FW, SN, SI); All NFC (UP, PW)*  
LB **Winfred Tubbs**: *FN All-Rookie*

## 1995

CB **Eric Allen**: *UP All-NFC 2nd Team*  
LB **Mark Fields**: *All-Rookie (PW/FW, CN)*  
T **William Roaf**: *All-Pro (AP, PW/FW, SN); All-NFC (UP, PW)*

## 1996

T **William Roaf**: *All-Pro (PW/FW, SN); AP All-Pro 2nd Team; PW All-NFC*

## 1997

S **Sammy Knight**: *All-Rookie (PW)*  
T **William Roaf**: *AP All-Pro 2nd Team; PW/FW All-NFC*  
LB **Winfred Tubbs**: *AP All-Pro 2nd Team*

## 1998

DT **La'Roi Glover**: *CN All-Pro; All-Pro 2nd Team (AP, UW); FN All-NFC*  
TE **Cameron Cleeland**: *All-Rookie (PW/FW, CN, FN, FD)*  
G/T **Kyle Turley**: *All-Rookie (PW/FW, FN, FD)*  
T **William Roaf**: *CN All-Pro 2nd team; FN All-NFC (Football News)*

## 1999

T **William Roaf**: *PW All-NFC*

## 2000

DT **La'Roi Glover**: *Unanimous All-Pro (PW/FW, AP, UW, SI, SN, CN, FD); All-NFC 1st Team (PW/FW, FN)*

DT **Norman Hand**: *FD All-Pro 2nd Team*  
DE **Darren Howard**: *All-Rookie (PW/FW, FN)*  
DE **Joe Johnson**: *All-Pro 2nd Team (CN, FD); All-NFC (PW/FW, FN)*  
LB **Keith Mitchell**: *SI All-Pro, PW/FW All-NFC 1st Team*  
T **William Roaf**: *All-Pro (PW/FW, UW, SI, FD); All-Pro 2nd Team (AP, CN); PW/FW All-NFC 1st Team*  
T **Kyle Turley**: *AP All-Pro; All-Pro 2nd Team (CN, FD); FN 1st Team All-NFC*

## 2001

S **Sammy Knight**: *FD All-Pro; All-Pro 2nd Team (AP, CN)*

## 2002

G **LeCharles Bentley**: *All-Rookie (PW)*  
KR **Michael Lewis**: *All-Pro (AP, CN, FD, PW/FW, SI, SN); All-NFC KR/PR (PW)*  
ST **Fred McAfee**: *PW/FW All-Pro; FW All-Pro 2nd Team; PW All-NFC*  
RB **Deuce McAllister**: *PW All-NFC*  
CB **Fred Thomas**: *SI All-Pro*  
WR **Donté Stallworth**: *PW All-Rookie*

## 2003

RB **Deuce McAllister**: *PW All-NFC*  
DT **Johnathan Sullivan**: *PW All-Rookie*

## 2004

DE **Will Smith**: *PW All-Rookie*

## 2005

OT **Jammal Brown**: *PW All-Rookie*

## 2006

QB **Drew Brees**: *All-Pro (AP, PW/FW, SI, SN, UW); PW/NW All-NFC*  
T **Jammal Brown**: *All-Pro (AP, PW/FW, SI, UW); PW/FW All-NFL & All-NFC*  
RB **Reggie Bush**: *PW/FW All-Rookie*  
FB **Mike Karney**: *AP All-Pro 2nd Team*

## 2008

QB **Drew Brees**: *All-Pro (SI, SN); AP All-Pro 2nd Team; PW/FW All-NFC*  
PR **Reggie Bush**: *SN All-Pro*  
DT **Sedrick Ellis**: *PW/FW All-Rookie*  
G **Carl Nicks**: *PW/FW All-Rookie*

## 2009

QB **Drew Brees**: *SN All-Pro; AP All-Pro 2nd Team; PW/FW All-NFC*  
G **Jahri Evans**: *All-Pro (AP, PW/FW, SI, SN, UW); PW/FW All-NFC*  
S **Darren Sharper**: *All-Pro (AP, PW/FW, SI, SN, UW); PW/FW All-NFC*

## ALL-PRO/ALL-ROOKIE TEAM, CONT.

### 2010

G Jahri Evans: *All-Pro (AP, PW/FW, SN); PW/FW All-NFC*  
 RB Chris Ivory: *All-Rookie (PW/FW, SN)*  
 S Malcolm Jenkins: *AP All-Pro 2nd Team*  
 G Carl Nicks: *AP All-Pro 2nd Team*  
 S Darren Sharper: *AP All-Pro 2nd Team*

### 2011

QB Drew Brees: *AP All-Pro 2nd Team*  
 G Jahri Evans: *All-Pro (AP, PW/FW, ESPN.com, SN); PW/FW All-NFC*  
 TE Jimmy Graham: *AP All-Pro 2nd Team; PW/FW All-NFC*  
 G Carl Nicks: *All-Pro (AP, ESPN.com, PW/FW, SI, SN); PW/FW All-NFC*

### 2012

G Jahri Evans: *All-Pro (AP, SN); PW/FW All-NFC*  
 P Thomas Morstead: *All-Pro (SI, SN); AP All-Pro 2nd Team*

### 2013

QB Drew Brees: *PFWA ALL-NFC*  
 G Jahri Evans: *AP All-Pro 2nd Team*  
 TE Jimmy Graham: *All-Pro (AP 1st team, SN, SI); PFWA All-NFL and All-NFC*  
 S Kenny Vaccaro: *PFWA All-Rookie*

### 2015

LB Stephone Anthony: *PFWA All-Rookie*  
 T Zach Strief: *SI All-Pro*

### 2016

K Wil Lutz: *PFWA All-Rookie*  
 WR Michael Thomas: *PFWA All-Rookie*

### 2017

DE Cameron Jordan: *All-Pro (AP, SN); PW All-NFL and All-NFC*  
 RB Alvin Kamara: *AP All-Pro (2nd team flex position); PW All-NFC and All-Rookie*  
 CB Marshon Lattimore: *PW All-NFC and All-Rookie*

## PRO BOWL SELECTIONS

### 1967

CB Dave Whitsell

### 1968

DT Dave Rowe

### 1969

RB Tony Baker, K Tom Dempsey,  
 G Jake Kupp, RB Andy Livingston

### 1978

QB Archie Manning

### 1979

WR Wes Chandler, TE Henry  
 Childs, QB Archie Manning (2),  
 RB Chuck Muncie, S Tommy  
 Myers

### 1981

RB George Rogers

### 1982

RB George Rogers (2)

### 1983

LB Rickey Jackson

### 1984

DE Bruce Clark, P Brian  
 Hansen, LB Rickey Jackson (2)

### 1985

K Morten Andersen, LB Rickey  
 Jackson (3)

### 1986

K Morten Andersen (2), LB  
 Rickey Jackson (4), RB Rueben  
 Mayes\*

T Ryan Ramsey: *PW All-Rookie*  
 WR Michael Thomas: *PW All-NFC*  
 S Marcus Williams: *PW All-Rookie*

### 2018

T Terron Armstead: *AP All-Pro 2nd Team; SN All-Pro; PFWA All-NFC*  
 QB Drew Brees: *AP All-Pro 2nd Team; SN All-Pro; PFWA All-NFC*  
 DE Marcus Davenport: *PFWA All-Rookie*  
 DE Cameron Jordan: *AP All-Pro 2nd Team; PFWA All-NFC*  
 T Ryan Ramsey: *AP All-Pro 2nd Team*  
 WR Michael Thomas: *AP first-team All-Pro; SN All-Pro; PFWA All-NFL and All-NFC*

### 2019

LB Demario Davis: *AP All-Pro 1st Team*  
 DB C.J. Gardner-Johnson: *PFWA All-Rookie*  
 ST J.T. Gray: *AP All-Pro 2nd Team; PFWA All-NFC*  
 PR Deonte Harris: *AP All-Pro 1st Team; PFWA All-NFL, All-NFC and All-Rookie; SN All-Pro*  
 DE Cameron Jordan: *AP All-Pro 2nd Team; PFWA All-NFL and All-NFC; SN All-Pro*  
 CB Marshon Lattimore: *PFWA All-NFC*  
 K Wil Lutz: *PFWA All-NFC*  
 C Erik McCoy: *PFWA All-Rookie*  
 T Ryan Ramsey: *AP All-Pro 1st Team; PFWA All-NFL and All-NFC*  
 WR Michael Thomas: *AP All-Pro 1st Team; PFWA All-NFL and All-NFC; SN All-Pro*

### 2020

LB Demario Davis: *AP All-Pro 2nd Team*  
 DE Trey Hendrickson: *PFWA All-NFL*  
 DE Cameron Jordan: *PFWA All-NFC; SN All-Pro*  
 RB Alvin Kamara: *AP All-Pro 2nd Team*  
 T Ryan Ramsey: *AP All-Pro 2nd Team; PFWA All-NFC*

## NFL HONORS

## PRO BOWL SELECTIONS, CONT.

**1987**

K Morten Andersen (3), TE Hoby Brenner, G Brad Edelman, RB Rueben Mayes (2)\*, LB Sam Mills, CB Dave Waymer

**1988**

K Morten Andersen (4), WR Eric Martin, LB Sam Mills (2)

**1989**

RB Dalton Hilliard, LB Vaughan Johnson, LB Pat Swilling

**1990**

K Morten Andersen (5), LB Vaughan Johnson (2), LB Pat Swilling (2)

**1991**

LB Vaughan Johnson (3), LB Sam Mills (3), LB Pat Swilling (3), ST Bennie Thompson

**1992**

K Morten Andersen (6), C Joel Hilgenberg, LB Rickey Jackson (5), LB Vaughan Johnson (4), LB Sam Mills (4), LB Pat Swilling (4)

**1993**

ST Tyrone Hughes, LB Rickey Jackson (6), LB Renaldo Turnbull

**1994**

DE Wayne Martin, T William Roaf

**1995**

CB Eric Allen, T William Roaf (2)

**1996**

T William Roaf (3)

**1997**

T William Roaf (4)

**1998**

T William Roaf (5)\*, DE Joe Johnson

**1999**

T William Roaf (6)

**2000**

LB Mark Fields, DT La'Roi Glover, WR Joe Horn, DE Joe Johnson (2), LB Keith Mitchell, T William Roaf (7)

**2001**

WR Joe Horn (2), DT La'Roi Glover (2), S Sammy Knight

**2002**

WR Joe Horn (3), KR Michael Lewis, ST Fred McAfee, RB Deuce McAllister

**2003**

RB Deuce McAllister\* (2), G LeCharles Bentley\*

**2004**

P Mitch Berger, WR Joe Horn (4)

**2005**

C LeCharles Bentley (2)

**2006**

QB Drew Brees, T Jammal Brown\*, DE Will Smith

**2008**

QB Drew Brees (2), T Jammal Brown (2)

**2009\*\***

QB Drew Brees (3), G Jahri Evans, C Jonathan Goodwin, S Roman Harper, S Darren Sharper, T Jon Stinchcomb, LB Jonathan Vilma

**2010**

QB Drew Brees (4), G Jahri Evans (2), S Roman Harper (2), G Carl Nicks, LB Jonathan Vilma (2)

**2011**

QB Drew Brees (5), T Jermon Bushrod, G Jahri Evans (3), TE Jimmy Graham, G Carl Nicks (2)

**2012**

QB Drew Brees (6), T Jermon Bushrod (2), G Jahri Evans (4), P Thomas Morstead

**2013**

QB Drew Brees (7), G Jahri Evans (5), TE Jimmy Graham (3), G Ben Grubbs, DE Cameron Jordan

**2014**

QB Drew Brees (8), G Jahri Evans\* (6), TE Jimmy Graham (2), RB Mark Ingram

**2015**

DE Cameron Jordan (2)

**2016**

QB Drew Brees (9)

**2017**

QB Drew Brees (10), RB Mark Ingram II (2), DE Cameron Jordan (3), RB Alvin Kamara, CB Marshon Lattimore, WR Michael Thomas, G Larry Warford

**2018**

T Terron Armstead\*, QB Drew Brees\* (11), DE Cameron Jordan (4), RB Alvin Kamara (2), G Andrus Peat, WR Michael Thomas\* (2), G Larry Warford (2), C Max Unger\*

**2019**

T Terron Armstead (2), QB Drew Brees (12), TE Jared Cook, WR/RS Deonte Harris, DE Cameron Jordan (5), RB Alvin Kamara (3), CB Marshon Lattimore (2)\*, K Wil Lutz, G Andrus Peat (2), WR Michael Thomas (3), G Larry Warford (3)

**2020**

T Terron Armstead (3)\*, DE Cameron Jordan (6)\*, RB Alvin Kamara (4)\*, CB Marshon Lattimore (3)\* and G Andrus Peat (3)\*

\* - did not play

\*\* - Super Bowl participant, players did not play

() - number of multiple selections to squad as a Saint

# NFL HONORS

## NFC PLAYERS OF THE MONTH (AWARDED SINCE 1986)

**1988**

Sept.: LB Rickey Jackson (Defense)

**1989**

Oct.: QB Bobby Hebert (Offense)

**1990**

Dec.: LB Rickey Jackson (Defense, 2)

**1991**

Sept.: LB Sam Mills (Defense)

**1993**

Sept.: LB Rinaldo Turnbull (Defense)

**1994**

Oct.: KR-PR Tyrone Hughes (Special Teams)

**1997**

Nov.: K Doug Brien (Special Teams)

**2000**

Oct.: DT La'Roi Glover (Defense)

**2001**

Oct.: RB Ricky Williams (Offense); Oct.: K John Carney (Special Teams)

**2002**

Oct.: RB Deuce McAllister (Offense)

**2006**

Sept.: K John Carney (Special Teams, 2)

**2008**

Sept.: QB Drew Brees (Offense)

**2009**

Sept.: QB Drew Brees (Offense, 2); Oct.: S Darren Sharper (Defense)

**2010**

Sept.: KR-ST Courtney Roby (Special Teams)

**2011**

Dec./Jan.: QB Drew Brees (Offense, 3)

**2013**

Sept.: TE Jimmy Graham (Offense)

**2014**

Oct.: K Shayne Graham (Special Teams)

**2017**

Oct.: DE Cameron Jordan (Defense)

**2018**

Sept.: K Wil Lutz (Special Teams)  
Nov.: QB Drew Brees (Offense, 4)

**2019**

Sept.: P Thomas Morstead (Special Teams)  
Nov.: WR Michael Thomas (Offense)  
Dec.: QB Drew Brees (Offense, 5)

**2020**

Nov.: DE Cameron Jordan (Defense, 2)

( ) - number of multiple selections to honor as a Saint

## NFC ROOKIE OF THE MONTH

**2000**

Sept.: DE Darren Howard (Defense); Dec.: DE Darren Howard (Defense, 2)

**2006**

Oct.: WR Marques Colston (Offense); Dec.: RB Reggie Bush (Offense)

( ) -number of multiple selections to honor as a Saint

## NFL ROOKIE OF THE MONTH

**2017**

Oct.: CB Marshon Lattimore (Defense); Nov.: RB Alvin Kamara (Offense); Dec.: CB Marshon Lattimore (Defense, 2)

( ) -number of multiple selections to honor as a Saint

## NFC PLAYERS OF THE WEEK (AWARDED SINCE 1984)

**1984**

Week 11: DE Jim Wilks (Defense); Week 12: DT Bruce Clark (Defense)

**1985**

Week 3: QB Dave Wilson (Offense)

**1986**

Week 7: RB Rueben Mayes (Offense); Week 9: LB Rickey Jackson (Defense); Week 10 :

DE Bruce Clark (Defense, 2)

**1987**

Week 9: RB Dalton Hilliard (Offense); Week 11: DE Jim Wilks (Defense, 2); Week 14: QB Bobby Hebert (Offense); Week 15: LB Rickey Jackson (Defense, 2)

**1988**

Week 8: LB Rickey Jackson (Defense, 3); Week 12: QB Bobby Hebert (Offense, 2)

## NFL HONORS

## NFC PLAYERS OF THE WEEK, CONT. [AWARDED SINCE 1984]

## 1989

Week 7: RB Dalton Hilliard (Offense, 2); Week 8: LB Pat Swilling (Defense, 3); Week 11: LB Pat Swilling (Defense, 2)

## 1990

Week 10: RB Craig Heyward (Offense)

## 1991

Week 5: LB Rickey Jackson (Defense, 4); Week 10: LB Pat Swilling (Defense, 3); Week 16: QB Bobby Hebert (Offense, 3); Week 17: S Gene Atkins (Defense)

## 1992

Week 6: LB Rickey Jackson (Defense, 5); Week 14: DE Wayne Martin (Defense)

## 1993

Week 2: QB Wade Wilson (Offense); Week 3: P Tommy Barnhardt (Special Teams); Week 3: LB Renaldo Turnbull (Defense); Week 4: K Morten Andersen (Special Teams); Week 4: LB Vaughan Johnson (Defense); Week 13: KR Tyrone Hughes (Special Teams)

## 1994

Week 3: LB Darion Conner (Defense); Week 5: LB James Williams (Defense); Week 8: KR/PR Tyrone Hughes (Special Teams, 2); Week 15: K Morten Andersen (Special Teams, 2); Week 17: P Tommy Barnhardt (Special Teams, 2)

## 1995

Week 9: KR/PR Tyrone Hughes (Special Teams, 3); Week 10: K Doug Brien (Special Teams)

## 1996

Week 16: DT Wayne Martin (Defense, 2)

## 1997

Week 4: DT Wayne Martin (Defense, 3); Week 12: S Chris Hewitt (Special Teams); Week 14: K Doug Brien (Special Teams, 2); Week 16: P Mark Royals (Special Teams)

## 1998

Week 4: LB Mark Fields (Defense); Week 8: P Mark Royals (Special Teams, 2); Week 14: DT La'Roi Glover (Defense)

## 1999

Week 16: CB Fred Weary (Defense)

## 2000

Week 6: DT La'Roi Glover (Defense, 2); Week 7: DT La'Roi Glover (Defense, 3); Week 9: LB Keith Mitchell (Defense); Week 10: QB Jeff Blake (Offense); Week 11: LB Keith Mitchell (Defense, 2); Week 13: DT La'Roi Glover (Defense, 4)

## 2001

Week 1: S Sammy Knight (Defense); Week 4: RB Ricky Williams (Offense); Week 4: K John Carney (Special Teams); Week 7: S Sammy Knight (Defense, 2); Week 7: K John Carney (Special Teams, 2)

## 2002

Week 1: RB Fred McAfee (Special Teams); Week 6: WR Michael Lewis (Special Teams), DE Darren Howard (Defense); Week 7: QB Aaron Brooks (Offense); Week 10: S Steve Gleason (Special Teams)

## 2003

Week 7: QB Aaron Brooks (Offense, 2); Week 9: DE Willie Whitehead (Defense); Week 13: RB Duce McAllister (Offense); Week 15: QB Aaron Brooks (Offense, 3)

## 2004

Week 3: K John Carney (Special Teams, 3); Week 14: P Mitch Berger (Special Teams); Week 15: RB Aaron Stecker (Special Teams); Week 16: WR Michael Lewis (Special Teams, 2); Week 17: DE Tony Bryant (Special Teams)

## 2005

Week 1: K John Carney (Special Teams, 4); Week 4: DE Darren Howard (Defense, 2)

## 2006

Week 3: LB Scott Fujita (Defense); Week 5: RB Reggie Bush (Special Teams); Week 9: QB Drew Brees (Offense); Week 13: RB Reggie Bush (Offense); Week 14: QB Drew Brees (Offense, 2)

## 2007

Week 8: QB Drew Brees (Offense, 3); Week 15: QB Drew Brees (Offense, 4)

## 2008

Week 5: RB Reggie Bush (Special Teams, 2); Week 6: QB Drew Brees (Offense, 5); Week 8: QB Drew Brees (Offense, 6); Week 12: QB Drew Brees (Offense, 7)

## 2009

Week 1: QB Drew Brees (Offense, 8); Week 4: S Darren Sharper (Defense); Week 6: QB Drew Brees (Offense, 9); Week 9: DL Anthony Hargrove (Defense); Week 11: P Thomas Morstead (Special Teams); Week 12: QB Drew Brees (Offense, 10); Week 17: P Thomas Morstead (Special Teams, 2)

## 2010

Week 2: K Garrett Hartley (Special Teams); Week 12: S Malcolm Jenkins (Defense); Week 14: S Malcolm Jenkins (Defense, 2)



## NFC PLAYERS OF THE WEEK, CONT. [AWARDED SINCE 1984]

### 2011

**Week 2:** S Roman Harper (Defense); **Week 7:** QB Drew Brees (Offense, 11); **Week 10:** S Roman Harper (Defense, 2); **Week 12:** QB Drew Brees (Offense, 12); **Week 16:** QB Drew Brees (Offense, 13)

### 2012

**Week 5:** QB Drew Brees (Offense, 14); **Week 10:** TE Jimmy Graham (Offense)

### 2013

**Week 3:** TE Jimmy Graham (Offense, 2); **Week 4:** QB Drew Brees (Offense, 15); **Week 10:** QB Drew Brees (Offense, 16); **Week 17:** QB Drew Brees (Offense, 17)

### 2014

**Week 9:** OLB Junior Galette (Defense); **Week 13:** QB Drew Brees (Offense, 18)

### 2015

**Week 4:** QB Drew Brees (Offense, 19); **Week 6:** LB Michael Mauti (Special Teams); **Week 8:** QB Drew Brees (Offense, 20)

### 2016

**Week 6:** K Wil Lutz (Special Teams); **Week 8:** K Wil Lutz (Special Teams, 2); **Week 12:** RB Mark Ingram II (Offense)

### 2017

**Week 6:** DE Cameron Jordan (Defense); **Week 9:** DB Justin Hardee (Special Teams); **Week 11:** RB Mark Ingram II (Offense, 2)

### 2018

**Week 3:** QB Drew Brees (Offense, 21); **Week 4:** LB Demario Davis (Defense); **Week 5:** QB Drew Brees (Offense, 22); **Week 8:** CB P.J. Williams (Defense); **Week 9:** WR Michael Thomas (Offense); **Week 14:** QB Taysom Hill (Special Teams)

### 2019

**Week 3:** P Thomas Morstead (Special Teams, 3); **Week 7:** P Thomas Morstead (Special Teams, 4); **Week 15:** QB Drew Brees (Offense, 23)

### 2020

**Week 1:** P Thomas Morstead (Special Teams, 5); **Week 5:** K Wil Lutz (Special Teams, 2); **Week 16:** RB Alvin Kamara (Offense)

( ) - number of multiple selections to honor as a Saint

OWNER

FOOTBALL

ADMINISTRATION

RECORDS

HISTORY

## NFL DRAFT HISTORY

## 1967 EXPANSION DRAFT

Held Feb. 10, 1967

In what became the foundation of New Orleans' first team, the Saints selected 42 players in an expansion draft, using the same procedures as in the formation of the Atlanta Falcons in 1966. The Falcons were exempted from the expansion draft in 1967, thus leaving 14 teams from whom the Saints selected players. The procedures that were in place for the Saints were as follows: Each of the other 14 NFL teams froze 29 players from its 40-man roster, leaving 11 players available to be selected. The Saints chose one player from those 11 remaining on each team. Then, each team froze two additional players, leaving eight on each list, from which the Saints chose two more.

Tom Barrington, fb	Ohio State (from Washington)
Jim Battle, t	Southern (from Cleveland)
Charlie Bradshaw, t	Baylor (from Pittsburgh)
Charlie Burkett, lb	Auburn (from Baltimore Colts)
Dave Cahill, dt	Arizona State (from Philadelphia)
Bill Cody, lb	Auburn (from Detroit)
Don Croftcheck, g	Indiana (from Washington)
Bill Curry, c	Georgia Tech (from Green Bay)
Ted Davis, lb	Georgia Tech (from Baltimore Colts)
Jim Garcia, de	Cal State-Chico (from N.Y. Giants)
Tom Hall, wr	Minnesota (from Minnesota)
Steve Heckard, wr	Davidson (from L.A. Rams)
Jimmy Heidel, db	Mississippi (from St. Louis Cardinals)
Paul Hornung, rb	Notre Dame (from Green Bay)
Billy Kilmer, qb	UCLA (from San Francisco)
Elbert Kimbrough, db	Northwestern (from San Francisco)
Kent Kramer, te	Minnesota (from San Francisco)
Jake Kupp, g	Washington (from Washington)
Erl Leggett, dt	Louisiana State (from L.A. Rams)
Obert Logan, db	Trinity (Texas) (from Dallas)
Riley Mattson, t	Oregon (from Chicago)
John Morrow, c	Michigan (from Cleveland)
Ray Ogden, te	Alabama (from St. Louis Cardinals)
Ray Rissmiller, t	Georgia (from Philadelphia)
Walt Roberts, wr	San Jose State (from Cleveland)
George Rose, db	Auburn (from Minnesota)
Bill Sandeman, t	Pacific (from Dallas)
Bob Scholtz, t	Notre Dame (from N.Y. Giants)
Brian Schweda, de	Kansas (from Chicago)
Dave Simmons, lb	Georgia Tech (from St. Louis Cardinals)
Jerry Simmons, wr	Bethune-Cookman (from Pittsburgh)
Bob Smith, rb	North Texas State (from Pittsburgh)
Bobby Lee Smith, db	UCLA (from Detroit)
Larry Stephens, dt	Texas (from Dallas)
Steve Stonebreaker, lb	Detroit (from Baltimore Colts)
Mike Tilleman, dt	Montana (from Minnesota)
Phil Vandersea, lb	Massachusetts (from Green Bay)
Willie Walker, wr	Tennessee State (from Detroit)
Joe Wendryhoski, g	Illinois (from L.A. Rams)
Dave Whitsell, db	Indiana (from Chicago)
Fred Whittingham, lb	Cal Poly-San Luis Obispo (from Philadelphia)
Gary Wood, qb	Cornell (from N.Y. Giants)

## 1967 DRAFT

Held March 14, 1967

The first combined AFL-NFL draft was held in 1967. A player's overall order of selection is designated by a number after his position. In 1967, the expansion New Orleans Saints received the first and last choices in each round and an additional choice at the end of the 2nd, 3rd and 4th rounds.

1a.	traded to Baltimore
1b.	Leslie Kelley, fb (26) Alabama
2a.	James (Bo) Burns, s (27) Houston
2b.	John Gilliam, rb (52) South Carolina State
2c.	David Rowe, de (53) Penn State
3a.	traded to Baltimore
3b.	Del Williams, g (79) Florida State
3c.	Ben Hart, wr (80) Oklahoma
4a.	Ron Widby, p (81) Tennessee
4b.	Bill Carr, c (106) Florida
4c.	Tom Stangle, t (107) Dayton
5a.	Don McCall, rb (108) Southern California
5b.	John Douglas, cb (133) Texas Southern
5c.	George Harvey, g (134) Kansas
6b.	Charles (Bo) Wood, lb (159) North Carolina

7a.	Gary Hertzog, g (160) Williamette
7b.	Bob McKelvey, lb (185) Northwestern
8a.	Sam Harris, te (186) Colorado
8b.	Barry Siler, lb (211) Albion
9a.	Tim Laversen, te (212) Idaho
9b.	Eugene Ross, cb (237) Oklahoma
10a.	Charles Brown, rb (238) Missouri
10b.	Roosevelt Robertson, te (263) North Carolina College
11a.	Jim Benson, g (264) Florida
11b.	Bernard Corbin, cb (288) Alabama A&M
12a.	Ronnie Pack, g (289) Texas Tech
12b.	John Robinson, wr (315) Tennessee A&I
13a.	Bill Stetz, lb (316) Boston College
13b.	Gary Grossnickle, s (341) Missouri
14a.	Jim Hester, te (342) North Carolina
14b.	George Stettler, cb (367) Virginia
15a.	John Snow, dt (368) Wake Forest
15b.	Darrell Johnson, rb (393) Lamar
16a.	Marcus Rhoden, wr (394) Mississippi State
16b.	Bruce Cortez, cb (419) Parsons College
17a.	Dan Abramowicz, wr (420) Xavier (Ohio)
17b.	Billy Bob Stewart, lb (438) Southern Methodist (choice acquired from Baltimore)
17c.	Jimmy Walker, s (445) Providence



WR Danny Abramowicz

## 1968 DRAFT

Held January 30-31, 1968

1a.	traded to Green Bay
1b.	Kevin Hardy, de (7) Notre Dame (choice acquired from Minnesota)
2.	choice to Los Angeles for joining scouting combine
3.	Dave Szmakowski, wr (59) West Texas State
4a.	Willie Crittendon, dt (85) Tulsa
4b.	Dan Sartin, g (103) Mississippi
5.	Ronnie Lee South, qb (115) Arkansas
6.	traded to San Francisco
7a.	Ray Phillips, g (169) Michigan (choice acquired from Detroit)
7b.	Eugene Howard, cb (175) Langston
8.	Dick Swatland, g (195) Notre Dame
9.	Joe Blake, g (223) Tulsa
10.	Doug Robinson, s (254) Iowa State
11.	Bennie Blocker, rb (276) South Carolina State
12.	John Beck, cb (303) San Diego State
13.	Kayo Trepanier, t (331) Montana State
14.	Herbert Covington, rb (359) Memphis State
15.	Wilmer Cooks, rb (384) Colorado
16.	Elie Ghattas, g (411) Ball State
17.	Jim Ferguson, lb (439) Southern California

## 1969 DRAFT

Held January 28-29, 1969

1a.	traded to San Francisco
1b.	John Shinnars, g (17) Xavier (Ohio) (choice acquired from Minnesota)
2a.	traded to Baltimore
2b.	Richard Neal, de (45) Southern (choice acquired from St. Louis)
3.	traded to Detroit
4b.	Dennis Hale, s (85) Minnesota
	Bob Hudspeth, t (102) Southern Illinois (choice acquired from Dallas)

# NFL DRAFT HISTORY

- 5a. Tony Kyasky, s (111) ..... Syracuse
- 5b. Keith Christensen, t (117) ..... Kansas  
(choice acquired from N.Y. Giants)
6. Bob Miller, te (138) ..... Southern California
7. traded to Baltimore
8. Jim Lawrence, wr (189) ..... Southern California
9. Joe Owens, lb (215) ..... Alcorn State
10. McKinley Reynolds, rb (241) ..... Hawaii
11. Tommy Morel, wr (267) ..... Louisiana State
12. Tom Broadhead, rb (293) ..... Santa Barbara State
13. Joe Robillard, cb (319) ..... Linfield (Oregon)
14. Gary Loyd, p (345) ..... California Lutheran
15. Bill Waller, wr (371) ..... Xavier (Ohio)
16. Edd Hargett, qb (397) ..... Texas A&M
17. Chico Kurzwaski, s (423) ..... Northwestern

## 1970 DRAFT

*Held January 27-28, 1970*

1. Ken Burrough, wr (10) ..... Texas Southern
2. traded to Cleveland
3. Clovis Swinney, de (62) ..... Arkansas State
4. Delles Howell, cb (88) ..... Grambling
- 5a. Glenn Cannon, s (106) ..... Mississippi  
(choice acquired from Chicago)
- 5b. traded to Washington
- 5c. Steve Ramsey, qb (126) ..... North Texas State  
(choice acquired from Los Angeles)
6. Mel Easley, cb (140) ..... Oregon State
7. Lon Woodard, de (166) ..... San Diego State
8. Lawrence Estes, de (192) ..... Alcorn State
9. Jim Otis, rb (218) ..... Ohio State
10. Jim Brumfield, rb (244) ..... Indiana State
11. Gary Klahr, lb (270) ..... Arizona
12. Willie Davidson, cb (296) ..... Southern
13. Ralph Miller, te (322) ..... Alabama State  
(selection was declared ineligible by NFL)
14. Doug Sutherland, de (348) ..... Wisconsin-Superior
15. Jim Vest, de (374) ..... Washington State
16. Cliff Gasper, dt (400) ..... Grambling
17. Doug Wyatt, s (426) ..... Tulsa

## 1971 DRAFT

*Held January 28-29, 1971*



**QB Archie Manning**

1. Archie Manning, qb (2) ..... Mississippi
- 2a. traded to Chicago
- 2b. Sam Holden, t (31) ..... Grambling  
(choice acquired from Houston)
3. Bivian Lee, cb (54) ..... Prairie View A&M
- 4a. traded to Dallas
- 4b. Carlos Bell, te (82) ..... Houston
- 4c. Wimpy Wintner, c (88) ..... Mississippi  
(choice acquired from Washington)
- 4d. D'artagnan Martin, cb (91) ..... Kentucky State
- 4e. Don Morrison, t (98) ..... Texas-Arlington
5. traded to Pittsburgh
6. Don Morehead, rb (132) ..... Michigan
- 7a. Larry DiNardo, g (158) ..... Notre Dame
- 7b. Bob Newland, wr (172) ..... Oregon  
(choice acquired from Kansas City)

- 8a. traded to Pittsburgh
- 8b. James Elder, cb (194) ..... Southern  
(choice acquired from Washington)
- 8c. Bob Gresham, rb (201) ..... West Virginia  
(choice acquired from Oakland)
9. Tom Williams, s (210) ..... Williamette
10. Rocky Pampin, rb (239) ..... Hawaii  
(choice acquired from Philadelphia)
11. Bob Pollard, de (262) ..... Weber State
12. Ron Gathright, cb (288) ..... Morehead State
13. Don Burchfield, te (314) ..... Ball State
14. Bobby Scott, qb (340) ..... Tennessee
15. Bart Graves, de (366) ..... Tulane
16. Craig Robinson, t (432) ..... Houston
17. Hermann Eban, wr (428) ..... Oklahoma State  
(choice acquired from Washington)

## 1972 DRAFT

*Held February 1-2, 1972*

1. Royce Smith, g (8) ..... Georgia
- 2a. Willie Hall, lb (31) ..... Southern California  
(choice acquired from Houston)
- 2b. traded to Oakland
- 3a. Bob Kuziel, c (60) ..... Pittsburgh
- 3b. Tom Myers, s (74) ..... Syracuse  
(choice from Baltimore through Oakland)
- 4a. Mike Crangle, de (85) ..... Tennessee-Martin
- 4b. Joe Federspiel, lb (99) ..... Kentucky  
(choice acquired from Washington through L.A. Rams & Philadelphia)
- 4c. Mike Coleman, de (101) ..... Knoxville College  
(choice acquired from Kansas City)
- 5a. Bill Butler, rb (111) ..... Kansas State  
(choice acquired from Green Bay)
- 5b. Carl Johnson, t (112) ..... Nebraska
- 5c. Bob Davies, s (126) ..... South Carolina  
(choice acquired from Baltimore)
- 6a. Wayne Dorton, g (137) ..... Arkansas State
- 6b. Curt Watson, rb (150) ..... Tennessee  
(choice acquired from Oakland)
7. Ernie Jackson, cb (164) ..... Duke
8. Ron Vinson, wr (189) ..... Abilene Christian
9. Kent Bransletter, dt (216) ..... Houston
10. Andy Kupp, g (241) ..... Idaho
11. Paul Dongieux, lb (267) ..... Mississippi
12. Steve Lockhart, te (293) ..... Arkansas State
13. Cephus Weatherspoon, wr (320) ..... Fort Lewis
14. Steve Barnios, wr (345) ..... Tulane
15. Rusty Lachaussee, qb (372) ..... Tulane
16. Joe Balthrop, g (397) ..... Tennessee
17. Dick Graham, wr (424) ..... Oklahoma State

## 1973 DRAFT

*Held January 30-31, 1973*

1. traded to Baltimore
- 2a. Derland Moore, de (29) ..... Oklahoma
- 2b. Steve Baumgartner, de (51) ..... Purdue  
(choice acquired from Washington through N.Y. Jets)
- 3a. traded to Washington
- 3b. Pete Van Valkenburg, rb (66) ..... Brigham Young  
(choice acquired from N.Y. Jets)
- 4a. traded to Detroit
- 4b. Jim Merlo, lb (86) ..... Stanford  
(choice acquired from Baltimore)
5. traded to Denver
- 6a. traded to Washington
- 6b. Marty Shuford, rb (134) ..... Arizona  
(choice from New England)
7. Billy Cahill, s (158) ..... Washington
- 8a. Bob Peterson, g (185) ..... Utah
- 8b. Doug Winslow, wr (207) ..... Drake  
(choice acquired from Washington)
9. Mike Fink, cb (210) ..... Missouri
10. Jeff Horsley, rb (237) ..... North Carolina Central
11. James Owens, rb (262) ..... Auburn
12. Paul Orndorff, te (289) ..... Tampa
13. Richard Watkins, dt (314) ..... Weber State
14. Paul Fersen, t (341) ..... Georgia
15. Mike Evenson, c (366) ..... North Dakota State

## NFL DRAFT HISTORY

16. Howard Stevens, rb (392) ..... Louisville  
17. Bobby Garner, te (418) ..... Winston-Salem State

## 1974 DRAFT

Held January 29-30, 1974

1. Rick Middleton, lb (13) ..... Ohio State  
(swapped #1 choices from Detroit)  
2. Paul Seal, te (36) ..... Michigan  
3. traded to Cincinnati  
4a. traded to Minnesota  
4b. Rod McNeil, rb (88) ..... Southern California  
(choice acquired from San Francisco)  
5a. Joel Parker, wr (113) ..... Florida  
(choice acquired from San Francisco)  
5b. traded to Cincinnati  
5c. Terry Schmidt, cb (121) ..... Ball State  
(choice acquired from Atlanta)  
6. traded to Detroit  
7. traded to Miami  
8a. traded to N.Y. Jets  
8b. Alvin Maxson, rb (201) ..... Southern Methodist  
(choice acquired from Oakland)  
9. Phil LaPorta, t (217) ..... Penn State  
10a. Frosty Anderson, wr (235) ..... Nebraska  
(choice acquired from Houston)  
10b. Tommy Thibodeaux, g (242) ..... Tulane  
11. Kent Merritt, wr (270) ..... Virginia  
12. James Buckmon, de (295) ..... Pittsburgh  
13. Mike Truax, lb (320) ..... Tulane  
14. Kent Marshall, s (348) ..... Texas Christian  
15. Larry Cipa, qb (373) ..... Michigan  
16. Don Coleman, lb (398) ..... Michigan  
17. Marvin Williams, wr (426) ..... Western Illinois

## 1975 DRAFT

Held January 28-29, 1975

- 1a. Larry Burton, wr (7) ..... Purdue  
1b. Kurt Schumacher, g (12) ..... Ohio State  
(choice acquired from N.Y. Jets for Billy Newsome)  
2. Lee Gross, c (32) ..... Auburn  
3a. Andrew Jones, rb (60) ..... Washington State  
3b. Elois Grooms, de (63) ..... Tennessee Tech  
(choice acquired from Detroit through Minnesota)  
4a. traded to San Francisco  
4b. John Starkebaum, s (92) ..... Nebraska  
(choice acquired from Philadelphia)  
4c. Charles Hall, de (99) ..... Tulane  
(choice acquired from St. Louis)  
5. traded to Chicago  
6a. traded to Detroit  
6b. Mike Lemon, lb (149) ..... Kansas  
(choice acquired from Buffalo)  
7. Steve Rogers, rb (163) ..... Louisiana State  
8. traded to St. Louis  
9. Mike Strachan, rb (216) ..... Iowa State  
10. Chuck Heater, rb (241) ..... Michigan  
11. Danny Lee, p (266) ..... NE Louisiana  
12. Ron Gustafson, wr (294) ..... North Dakota State  
13. Jim Upchurch, rb (319) ..... Arizona  
14. Randy Rhino, cb (343) ..... Georgia Tech  
15. Grant Burget, rb (372) ..... Oklahoma  
16. Mike McDonald, lb (397) ..... Catawba  
17. Greg Westbrook, lb (422) ..... Colorado

## 1976 DRAFT

Held April 8-9, 1976

1. Chuck Muncie, rb (3) ..... California  
2. Tony Galbreath, rb (32) ..... Missouri  
3a. traded to San Francisco  
3b. Bob Simmons, t (77) ..... Texas  
(choice acquired from Washington through San Diego)  
4. Tinker Owens, wr (95) ..... Oklahoma  
5. Scott Parrish, t (127) ..... Utah State  
6. Terry Steve, g (160) ..... Wisconsin  
7a. traded to Miami  
7b. Ed Bauer, g (201) ..... Notre Dame

- (choice acquired from Baltimore through Chicago & Oakland)  
8. Craig Cassady, s (213) ..... Ohio State  
9. Warren Peiffer, dt (240) ..... Iowa  
10. Junior Hardin, lb (269) ..... Eastern Kentucky  
11. Greg Kokal, qb (294) ..... Kent State  
12. Milton Butts, t (323) ..... North Carolina State  
13. Kenny Downing, s (350) ..... Missouri  
14. Rich Hucke, de (379) ..... Western Montana  
15. Steve Seminoff, dt (406) ..... Wichita State  
16. Gene Jones, t (435) ..... Bowling Green  
17. Scott MacDonald, te (462) ..... West Virginia

## 1977 DRAFT

Held May 3-4, 1977

1. Joe Campbell, de (7) ..... Maryland  
2. Mike Fultz, dt (34) ..... Nebraska  
3. Robert Watts, lb (64) ..... Boston College  
4. traded to L.A. Rams for lb Ken Bordelon  
5a. Dave Lafary, t (118) ..... Purdue  
5b. Dave Hubbard, t (136) ..... Brigham Young  
(choice acquired from Baltimore)  
6a. Cliff Parsley, p (147) ..... Oklahoma State  
6b. Tom Schick, g (162) ..... Maryland  
(choice acquired from L.A. Rams)  
7. Greg Boykin, rb (174) ..... Northwestern  
8. Jimmy Stewart, s (201) ..... Tulsa  
9. Dave Knowles, t (231) ..... Indiana  
10. Rafael Septien, c (258) ..... SW Louisiana  
11. John Blain, t (285) ..... San Jose State  
12. Oakley Dalton, dt (315) ..... Jackson State

## 1978 DRAFT

Held May 2-3, 1978

1. Wes Chandler, wr (3) ..... Florida  
2. James Taylor, t (33) ..... Missouri  
3. Barry Bennett, dt (60) ..... Concordia (Minn.)  
4. Don Schwartz, s (87) ..... Washington State  
5. Eric Felton, cb (115) ..... Texas Tech  
6a. Mike Rieker, qb (141) ..... Lehigh  
6b. Francis Chesley, lb (157) ..... Wyoming  
(choice acquired from Washington through Houston)  
7. traded to N.Y. Jets for de Richard Neal  
8. Brooks Williams, te (199) ..... North Carolina  
9. Richard Carter, cb (226) ..... North Carolina State  
10. traded to N.Y. Giants for lb Pat Hughes  
11a. Nathan Besaint, dt (283) ..... Southern  
11b. David Riley, rb (285) ..... West Virginia  
(choice acquired from Seattle)  
12. Larry Hardy, te (309) ..... Jackson State

## 1979 DRAFT

Held May 3-4, 1979

1. Russell Erxleben, k-p (11) ..... Texas  
2. Reggie Mathis, lb (38) ..... Oklahoma  
3. traded to Miami as compensation for signing  
de Don Reese  
4. Jim Kovach, lb (93) ..... Kentucky  
5. Harlan Huckleby, rb (120) ..... Michigan  
6. Ricky Ray, cb (146) ..... Norfolk State  
7. Stan Sytsma, lb (176) ..... Minnesota  
8. Doug Panfil, g (202) ..... Tulsa  
9. traded to Kansas City for dt Keith Simons  
10. traded to Oakland for lb Floyd Rice  
11. David Hall, wr (285) ..... Missouri-Rolla  
12. Kelsey Finch, rb (311) ..... Tennessee

## 1980 DRAFT

Held April 29-30, 1980

1. Stan Brock, t (12) ..... Colorado  
2. David Waymer, cb (41) ..... Notre Dame  
3. traded to Minnesota for T Steve Riley  
4. Mike Jolly, cb (96) ..... Michigan  
5. traded to Minnesota for T Steve Riley

# NFL DRAFT HISTORY



**T Stan Brock**

6. Lester Boyd, lb (150) ..... Kentucky
7. Mike Morucci, rb (177) ..... Bloomsburg State
8. Chuck Evans, lb (206) ..... Stanford
9. Frank Mordica, rb (233) ..... Vanderbilt
10. Tanya Webb, de (262) ..... Michigan State
11. George Woodard, rb (289) ..... Texas A&M
12. Kiser Lewis, lb (318) ..... Florida A&M

## 1981 DRAFT

*Held April 28-29, 1981*

1. George Rogers, rb (1) ..... South Carolina
1. Dave Wilson, qb ..... Illinois  
(Supplemental '81 draft choice)
- 2a. Russell Gary, s (29) ..... Nebraska
- 2b. Rickey Jackson, lb (51) ..... Pittsburgh  
(choice acquired from San Diego)
- 3a. Frank Warren, te (57) ..... Auburn
- 3b. Hoby Brenner, te (71) ..... Southern California  
(choice acquired from Minnesota)
4. traded to Miami for qb Guy Benjamin
- 5a. Louis Oubre, g (112) ..... Oklahoma
- 5b. Jerry Boyarsky, nt (128) ..... Pittsburgh  
(choice acquired from Minnesota)
- 6a. Nat Hudson, g (139) ..... Georgia
- 6b. Johnnie Poe, cb (144) ..... Missouri  
(choice acquired from Tampa Bay)
- 6c. Glen Redd, lb (166) ..... Brigham Young  
(choice acquired from Oakland)
7. Kevin Williams, wr (167) ..... Southern California
- 8a. traded to New England for g Sam Adams
- 8b. Gene Gladys, lb (214) ..... Penn State  
(choice acquired from Buffalo)
- 8c. Kevin Evans, s (215) ..... Arkansas  
(choice acquired from San Diego)
9. Toussaint Tyler, rb (222) ..... Washington
10. Hokie Gajan, rb (249) ..... Louisiana State
11. Lester Mickens, wr (277) ..... Kansas
12. Jim Wilks, dt (305) ..... San Diego State

## 1982 DRAFT

*Held April 27-28, 1982*

- 1a. choice exercised in 1981 supplemental draft for qb  
Dave Wilson
- 1b. Lindsay Scott, wr (13) ..... Georgia  
(choice acquired from Green Bay through San Diego)
2. Brad Edelman, c (30) ..... Missouri
- 3a. Rodney Lewis, cb (58) ..... Nebraska
- 3b. Eugene Goodlow, wr (66) ..... Kansas State  
(choice acquired from Minnesota)
- 3c. Kenny Duckett, wr (68) ..... Wake Forest  
(choice acquired from Washington)
- 3d. John Krimm, s (76) ..... Notre Dame  
(choice acquired from San Diego)
4. Morten Andersen, k (86) ..... Michigan State
5. Tony Elliott, nt (114) ..... North Texas State
6. Marvin Lewis, rb (142) ..... Tulane
7. traded to Miami for qb Guy Benjamin
- 8a. Chuck Slaughter, t (198) ..... South Carolina
- 8b. traded to Washington
9. traded to Washington

10. traded to Washington
11. traded to Washington
12. traded to Washington

## 1983 DRAFT

*Held April 26-27, 1983*

1. traded to Green Bay for de Bruce Clark
2. Steve Korte, g (38) ..... Arkansas
- 3a. John Tice, te (65) ..... Maryland
- 3b. Cliff Austin, rb (66) ..... Clemson  
(choice acquired from Buffalo through St. Louis)
4. Gary Lewis, dt (98) ..... Oklahoma State
5. traded to Denver
6. traded to Cincinnati for te Don Bass
7. traded to Kansas City for lb Whitney Paul
8. David Greenwood, s (206) ..... Wisconsin
9. traded to New England
10. traded to New England
11. traded to New England
12. traded to New England

## 1984 DRAFT

*Held May 1-2, 1984*

1. traded to N.Y. Jets for qb Richard Todd
2. James Geathers, dt (42) ..... Wichita State
- 3a. Terry Hoage, s (68) ..... Georgia  
(choice acquired from Buffalo)
- 3b. Tyrone Anthony, rb (69) ..... North Carolina
- 4a. traded to Denver for g Kelvin Clark
- 4b. Joel Hilgenberg, c (97) ..... Iowa  
(choice acquired from New England)
5. Jitter Fields, cb (123) ..... Texas
5. Don Thorp, nt (156) ..... Illinois
7. traded to L.A. Raiders for past consideration
8. Clemon Terrell, rb (210) ..... Southern Mississippi
9. Brian Hansen, p (237) ..... Sioux Falls College
10. Paul David Gray, lb (264) ..... Western Kentucky
11. Michel Bourgeois, de (291) ..... Boise State
12. Byron Nelson, t (324) ..... Arizona

## 1984 USFL SUPPLEMENTAL DRAFT

*Held June 5, 1984*

A supplemental draft was held for those players who had been eligible to be drafted by NFL teams, but who hadn't been drafted due to contracts with other professional leagues (USFL or CFL). The draft gave NFL teams the league rights to the players if they ever became free agents (through May 1, 1988).

1. Vaughan Johnson, lb (15) ..... North Carolina State  
(Jacksonville Bulls)
2. Mel Gray, rb (42) ..... Purdue  
(Los Angeles Express)
3. Steve Bearden, lb (69) ..... Vanderbilt  
(Memphis Showboats)

## 1985 DRAFT

*Held April 30-May 1, 1985*

- 1a. traded to Houston for rb Earl Campbell
- 1b. Alvin Toles, lb (24) ..... Tennessee  
(choice acquired from Washington)
2. Daren Gilbert, t (38) ..... Cal State-Fullerton
3. Jack Del Rio, lb (68) ..... Southern California
4. Billy Allen, s (95) ..... Florida State
5. traded to Washington
6. traded to Atlanta for te Junior Miller
7. Eric Martin, wr (179) ..... Louisiana State
8. Joe Kohlbrand, lb (206) ..... Miami (Fla.)
9. Earl Johnson, cb (236) ..... South Carolina
10. traded to Washington
11. traded to Washington
12. Treg Songy, s (320) ..... Tulane

OWNER

FOOTBALL

ADMINISTRATION

RECORDS

HISTORY



# NFL DRAFT HISTORY

## 1986 DRAFT

*Held April 29-30, 1986*

- 1a. traded to Indianapolis
- 1b. Jim Dombrowski, t (6) ..... Virginia  
(choice acquired from Indianapolis)  
(swapped 1st-round picks with Indianapolis)
2. Dalton Hilliard, rb (31) ..... Louisiana State
- 3a. Rueben Mayes, rb (57) ..... Washington State  
(choice acquired from Tampa Bay)
- 3b. Pat Swilling, lb (60) ..... Georgia Tech  
(choice acquired from Indianapolis)
- 3c. Barry Word, rb (62) ..... Virginia
4. Kelvin Edwards, wr (88) ..... Liberty Baptist
5. Reggie Sutton, cb (115) ..... Miami (Fla.)
6. Robert Thompson, wr (142) ..... Youngstown State
7. Gill Fenerty, rb (173) ..... Holy Cross
8. Filipo Mokofisi, lb (200) ..... Utah
9. Merlon Jones, lb (226) ..... Florida A&M
10. Jonathan Dumbauld, de (253) ..... Kentucky
11. Patrick Swoopes, nt (284) ..... Mississippi State
12. Sebastian Brown, wr (311) ..... Bethune-Cookman

## 1987 DRAFT

*Held April 28-29, 1987*

1. Shawn Knight, de (11) ..... Brigham Young
2. Lonzell Hill, wr (40) ..... Washington
3. Michael Adams, cb (67) ..... Arkansas State
4. Steve Trapilo, g (96) ..... Boston College
5. Milton Mack, cb (123) ..... Alcorn State
6. Thomas Henley, wr (152) ..... Stanford
7. Gene Atkins, s (179) ..... Florida A&M
8. Tot Cook, cb (207) ..... Stanford
9. Scott Leach, lb (234) ..... Ohio State
10. Robert Clark, wr (263) ..... North Carolina Central
11. Arthur Wells, te (290) ..... Grambling State
12. Tyrone Sorrells, g (319) ..... Georgia Tech

## 1988 DRAFT

*Held April 24-25, 1988*

1. Craig Heyward, fb (24) ..... Pittsburgh
2. Brett Perriman, wr (52) ..... Miami (Fla.)
- 3a. traded to Denver
- 3b. Tony Stephens, nt (81) ..... Clemson  
(choice acquired from Denver)
4. Lydell Carr, rb (106) ..... Oklahoma
- 5a. Greg Scales, te (112) ..... Wake Forest  
(from Kansas City for lb Jack Del Rio)
- 5b. Keith Taylor, cb (134) ..... Illinois
6. Bob Sims, g (162) ..... Florida
7. Brian Forde, lb (190) ..... Washington State
8. Glenn Derby, t (218) ..... Wisconsin
9. Clarence Nunn, cb (246) ..... San Diego State
- 10a. Todd Santos, qb (274) ..... San Diego State
- 10b. Vincent Fizer, lb (276) ..... Southern  
(choice acquired from Denver)
11. Gary Couch, wr (302) ..... Minnesota
12. Paul Jurgensen, lb (330) ..... Georgia Tech

## 1989 DRAFT

*Held April 23-24, 1989*

1. Wayne Martin, de (19) ..... Arkansas
2. Robert Massey, cb (46) ..... North Carolina Central
3. Kim Phillips, cb (79) ..... North Texas State
4. Michael Mayes, cb (106) ..... Louisiana State
5. Kevin Haverdink, t (133) ..... Western Michigan
6. Floyd Turner, wr (159) ..... Northwestern State (La.)
7. David Griggs, lb (186) ..... Virginia
8. Fred Hadley, wr (213) ..... Mississippi State
9. Jerry Leggett, lb (246) ..... Cal State-Fullerton
10. Joe Henderson, rb (273) ..... Iowa State
11. Calvin Nicholson, cb (300) ..... Oregon State
12. Michael Cadore, wr (327) ..... Eastern Kentucky

## 1990 DRAFT

*Held April 22-23, 1990*

1. Renaldo Turnbull, de (14) ..... West Virginia
2. Vince Buck, cb (44) ..... Central State (Ohio)
3. Joel Smeenge, de (71) ..... Western Michigan
4. DeMond Winston, lb (98) ..... Vanderbilt
5. Charles Arbuckle, te (125) ..... UCLA
- 6a. Mike Buck, qb (156) ..... Maine
- 6b. James Williams, lb (158) ..... Mississippi State  
(choice acquired from Minnesota through Dallas and . . . L.A. Raiders)
7. Scott Hough, g/t (183) ..... Maine
- 8a. Gerry Gdowski, qb (207) ..... Nebraska  
(choice acquired from L.A. Raiders)
- 8b. Derrick Carr, de (210) ..... Bowling Green
- 9a. Broderick Graves, rb (233) ..... Winston-Salem State  
(choice acquired from L.A. Raiders)
- 9b. Lonnie Brockman, lb (236) ..... West Virginia
- 10a. Gary Cooper, wr (260) ..... Clemson  
(choice acquired from L.A. Raiders)
- 10b. Ernest Spears, s (267) ..... Southern California
- 11a. Webbie Burnett, nt (287) ..... Western Kentucky  
(choice acquired from L.A. Raiders)
- 11b. traded to Philadelphia for rb Bobby Morse
12. Chris Port, t (320) ..... Duke

## 1991 DRAFT

*Held April 21-22, 1991*

1. traded to Dallas for qb Steve Walsh
2. Wesley Carroll, wr (42) ..... Miami (Fla.)
3. traded to Dallas for qb Steve Walsh
4. traded to L.A. Raiders for #6, 8, 9, 10, 11 in 1990
5. Reggie Jones, cb (126) ..... Memphis State
6. Fred McAfee, rb (154) ..... Mississippi College
7. Hayward Haynes, g (182) ..... Florida State
8. Frank Wainright, te (210) ..... Northern Colorado
9. Anthony Wallace, rb (237) ..... California
10. traded to Tampa Bay for dt Robert Goff
11. Scott Ross, lb (293) ..... Southern California
12. Mark Drabczak, g (321) ..... Minnesota

## 1992 DRAFT

*Held April 26-27, 1992*

1. Vaughn Dunbar, rb (21) ..... Indiana
2. traded to Dallas for qb Steve Walsh
- 3a. Tyrone Legett, cb (72) ..... Nebraska  
(choice acquired from L.A. Raiders through Tampa Bay)
- 3b. traded to Tampa Bay
- 4a. Gene McGuire, c (95) ..... Notre Dame  
(choice acquired from Seattle for rb Rueben Mayes)
- 4b. Sean Lumpkin, s (106) ..... Minnesota
- 5a. traded to Houston for rb Allen Pinkett
- 5b. Torrance Small, wr (138) ..... Alcorn State  
(choice acquired from Detroit for wr Brett Perriman)
6. Kary Vincent, cb (164) ..... Texas A&M
7. traded to L.A. Raiders for s Vencie Glenn
8. Robert Stewart, nt (218) ..... Alabama
9. Donald Jones, lb (245) ..... Washington
10. Marcus Dowdell, wr (276) ..... Tennessee State
11. Mike Gisler, g (303) ..... Houston
12. Scott Adell, t (330) ..... North Carolina State

## 1993 DRAFT

*Held April 25-26, 1993*

- 1a. William Roaf, t (8) ..... Louisiana Tech  
(choice acquired from Detroit for lb Pat Swilling)
- 1b. Irv Smith, te (20) ..... Notre Dame  
(choice acquired from Phoenix through San . . . Francisco in exchange of 1st round picks)
2. Reggie Freeman, lb (53) ..... Florida State
3. traded to San Francisco as part of exchange of 1st round picks
- 4a. Lorenzo Neal, fb (89) ..... Fresno State  
(choice acquired from Detroit for lb Pat Swilling)
- 4b. Derek Brown, rb (109) ..... Nebraska
5. Tyrone Hughes, cb (137) ..... Nebraska

# NFL DRAFT HISTORY



T William Roaf

- 6. Ronnie Dixon, nt (165) . . . . . Cincinnati
- 7. Othello Henderson, s (193) . . . . . UCLA
- 8. Jon Kirksey, nt (221) . . . . . Cal State- Sacramento

## 1994 DRAFT

*Held April 24-25, 1994*

- 1a. traded to N.Y. Jets (12)  
(swapped 1st-round picks with N.Y. Jets)
- 1b. Joe Johnson, de (13) . . . . . Louisville  
(choice acquired from N.Y. Jets)
- 2. Mario Bates, rb (44) . . . . . Arizona State
- 3. Winfred Tubbs, lb (79) . . . . . Texas
- 4. Doug Nussmeier, qb (116) . . . . . Idaho
- 5a. Herman Carroll, de (142) . . . . . Mississippi State
- 5b. Craig Novitsky, g (143) . . . . . UCLA  
(choice acquired from N.Y. Jets in above trade)
- 6. Derrell Mitchell, wr (176) . . . . . Texas Tech
- 7. Lance Lundberg, t (213) . . . . . Nebraska

## 1995 DRAFT

*Held April 22-23, 1995*

- 1. Mark Fields, lb (13) . . . . . Washington St.
- 2. Ray Zellars, fb (44) . . . . . Notre Dame
- 3. Mike Versteegen, t (75) . . . . . Wisconsin
- 4. Dameian Jeffries, de (108) . . . . . Alabama
- 5. William Strong, cb (148) . . . . . North Carolina St.
- 6. Lee DeRamus, wr (184) . . . . . Wisconsin
- 7a. traded to Rams for qb Jim Everett
- 7b. Travis Davis, s (242) . . . . . Notre Dame  
(Compensatory)

## 1996 DRAFT

*Held April 20-21, 1996*

- 1. Alex Molden, cb (11) . . . . . Oregon
- 2. Je'Rod Cherry, cb (40) . . . . . California
- 3. Brady Smith, de (70) . . . . . Colorado St.
- 4. Ricky Whittle, rb (103) . . . . . Oregon
- 5a. Mercury Hayes, wr (136) . . . . . Michigan  
(from Baltimore for cb Reginald Jones)
- 5b. Tom Ackerman, g (145) . . . . . Eastern Washington
- 5c. Terry Guess, wr (165) . . . . . Gardner-Webb  
(Compensatory)
- 6a. Keno Hills, t (179) . . . . . Southwestern Louisiana
- 6b. Todrick Malone, rb (204) . . . . . Alabama  
(Compensatory)
- 7a. traded to Oakland for dt Willie Broughton
- 7b. Henry Lusk, te (246) . . . . . Utah  
(Compensatory)

## 1997 DRAFT

*Held April 19-20, 1997*

- 1a. traded to Oakland for #10, #39, #107, wr Daryl Hobbs (2)
- 1b. Chris Naeole, g (10) . . . . . Colorado  
(choice acquired from Oakland for #2, #166)
- 2a. Rob Kelly, s (33) . . . . . Ohio St.
- 2b. Jared Tomich, de (39) . . . . . Nebraska  
(choice acquired from Oakland for #2, #166)

- 3. Troy Davis, rb (62) . . . . . Iowa St.
- 4a. Danny Wuerffel, qb (99) . . . . . Florida  
traded to Houston for #116, #165 (from Oakland for #2, #166)
- 4b. Keith Poole, wr (116) . . . . . Arizona St.  
(choice acquired from Kansas City through Houston)
- 5. traded to Washington for qb Heath Shuler (132)
- 6a. Nicky Savoie, te (165) . . . . . Louisiana State  
(from Atlanta through Houston)
- 6b. Traded to Oakland for #10, #39, #107, wr Daryl Hobbs (166)
- 7. Traded to Oakland for dt Austin Robbins (203)

## 1998 DRAFT

*Held April 18-19, 1998*

- 1. Kyle Turley, t (7) . . . . . San Diego St.
- 2. Cameron Cleeland, te (40) . . . . . Washington
- 3. traded to Washington for qb Heath Shuler (69)
- 4a. Fred Weary, cb (97) . . . . . Florida  
(choice acquired from Oakland for cb Eric Allen)
- 4b. Julian Pittman, de (99) . . . . . Florida St.
- 5. Wilmont Perry, rb (132) . . . . . Livingstone
- 6. Chris Bordano, lb (161) . . . . . SMU
- 7a. traded to Carolina for s Chad Cota (196)
- 7b. Andy McCullough, wr (204) . . . . . Tennessee  
(choice acquired from Seattle for wr Daryl Hobbs)
- 7c. Ron Warner, lb (239) . . . . . Kansas  
(Compensatory)

## 1999 DRAFT

*Held April 17-18, 1999*

- 1a. Ricky Williams, rb (5) . . . . . Texas  
(choice acquired from Washington for 1st (12), 3rd (71), 4th (107), 5th (144), 6th (179) & 7th . (218) round draft choices and 1st & 3rd in 2000 NFL Draft)
- 1b. traded to Washington (12)
- 2. traded to St. Louis Rams for wr Eddie Kennison (41)
- 3. traded to Washington (71)
- 4. traded to Washington (107)
- 5. traded to Washington (144)
- 6. traded to Washington (179)
- 7. traded to Washington (218)

## 2000 DRAFT

*Held April 15-16, 2000*

- 1. Traded to Washington for #5 in 1999 (2)
- 2. Darren Howard, de (33) . . . . . Kansas State
- 3. Traded to Washington for #5 in 1999 (64)
- 4. Terrelle Smith, fb (96) . . . . . Arizona State
- 5a. Tutan Reyes, t (131) . . . . . Mississippi
- 5b. From Chicago for wr Eddie Kennison to Indianapolis for #158 & #195
- 5c. Austin Wheatley te (158) . . . . . Iowa  
(choice acquired from Indianapolis with #195 for #138)
- 5d. Chad Morton, rb (166) . . . . . Southern California  
(Compensatory)
- 6a. Marc Bulger, qb (168) . . . . . West Virginia
- 6b. Michael Hawthorne, cb (195) . . . . . Purdue  
(choice acquired from Indianapolis with #158 for #138)
- 6c. Sherrod Gideon wr (200) . . . . . Southern Mississippi  
(Compensatory)
- 7a. traded to Kansas City in exchange for defensive coordinator Ron Zook (208)
- 7b. Kevin Houser, rb (228) . . . . . Ohio State  
(choice acquired from Kansas City along with defensive coordinator Ron Zook for #208)

## 2001 DRAFT

*Held April 21-22, 2001*

- 1. Deuce McAllister, rb (23) . . . . . Mississippi
- 2. traded to Dallas for #70 & #81
- 3. traded to Green Bay for qb Aaron Brooks and te Lamont Hall
- 3a. Sedrick Hodge, lb (70) . . . . . North Carolina  
(choice acquired from Dallas)
- 3b. Kenny Smith, dt (81) . . . . . Alabama  
(choice acquired from Indianapolis through Dallas)

OWNER

FOOTBALL

ADMINISTRATION

RECORDS

HISTORY

## NFL DRAFT HISTORY

4. Moran Norris, fb (115) ..... Kansas
5. Onome Ojo, wr (153) ..... Cal-Davis
6. Mitch White, t (185) ..... Oregon State
7. Ennis Davis, dt (221) ..... Southern California

## 2002 DRAFT

Held April 20-21, 2002

- 1a. Donté Stallworth, wr (13) ..... Tennessee
- 1b. Charles Grant, de (25) ..... Georgia  
(choice acquired from Miami with #125 for rb Ricky Williams & #114)
2. LeCharles Bentley, c (44) ..... Ohio State
3. James Allen, lb (82) ..... Oregon State
4. Keyuo Craver, cb (125) ..... Nebraska  
(choice acquired from Miami)
5. Mel Mitchell, s (150) ..... Western Kentucky
- 6a. J.T. O'Sullivan, qb (186) ..... Cal-Davis
- 6b. John Gilmore, te (196) ..... Penn State  
(choice acquired from N.Y. Jets for rb Chad Morton)
7. Derrius Monroe, de (224) ..... Virginia Tech

## 2003 DRAFT

Held April 26-27, 2003

1. Johnathan Sullivan, dt (6) ..... Georgia  
(choice acquired from Arizona for the Saints' two 1st round picks (#17 and #18). As part of the trade, the two clubs swapped 2nd round picks and the Saints received Arizona's 4th round selection.)
2. Jon Stinchcomb, t (37) ..... Georgia  
(choice acquired from Arizona in exchange of ... 2nd round picks; Arizona received #54)
- 3a. (#78, from Kansas City for t William Roaf)  
choice traded to New England for s Tebucky Jones, along with a 7th round choice (239) and a 4th round pick in 2004.
- 3b. Cie Grant, lb (86) ..... Ohio State
- 4a. Montrae Holland, g (102)  
(choice acquired from Arizona as part of trade of 1st round picks)
- 4b. Choice traded to Cincinnati for rb Curtis Keaton (118)
5. Melvin Williams, de (155) ..... Kansas State
- 6a. (#190), choice traded to Minnesota for qb Todd Bouman
- 6b. Kareem Kelly, wr (203) ..... Southern California  
(choice acquired from Seattle Seahawks, through Green Bay, for dt Norman Hand)
- 7a. Talman Gardner, wr (231) ..... Florida State
- 7b. (#239, from Indianapolis for rb Ricky Williams),  
choice traded to New England for s Tebucky Jones.

## 2004 DRAFT

Held April 24-25, 2004



DE Will Smith

1. Will Smith, de (18) ..... Ohio State
- 2a. (#48), choice traded to Minnesota in exchange for the Vikings' 2nd round pick (#50) and fifth-round pick (#151)
- 2b. Devery Henderson (50) ..... Louisiana State  
(choice acquired from Minnesota as part of swap of 2nd round picks)
- 2c. Courtney Watson (60) ..... Notre Dame  
(choice acquired from St. Louis for t Kyle Turley)

3. (#81), choice traded to Washington. The two clubs swapped 2004 5th round picks (the Saints' #151 for Washington's #139) and New Orleans received Washington's 2nd round pick in 2005.
4. (#113), choice traded to New England for s Tebucky Jones
- 5a. Rodney Leisle, dt (139) ..... UCLA  
(choice acquired from Washington. The two clubs swapped 2004 5th round picks (the Saints' #151 ... for Washington's #139) and New Orleans received Washington's 2nd round pick in 2005.)
- 5b. (#150), choice traded to Jacksonville for cb Jason Craft
- 5c. (#151) choice traded to Washington. The two clubs swapped 2004 5th round picks (the Saints' #151 for Washington's #139) and New Orleans received Washington's 2nd round pick in 2005.
- 5d. Mike Karney (156) ..... Arizona State  
(choice acquired from Dallas. The Saints sent their sixth- (#182) and 7th round (#206) choices to the Cowboys for the 5th round pick.)
6. (#182), choice traded to Dallas for 5th round pick (#156)
- 7a. (#206), choice traded to Dallas Cowboys for 5th round pick (#156). Pick originally acquired from Washington in 2003 trade of dt Martin Chase.
- 7b. (#206), choice traded to Miami in 2003 trade for lb Derrick Rodgers.
- 7c. Colby Bockwoldt (240) ..... Brigham Young

## 2005 DRAFT

Held April 23-24, 2005

1. Jammal Brown, t (13) ..... Oklahoma  
(choice acquired from Houston. The Saints sent their 1st-round pick (18th overall) to Houston in exchange for the Texans' 1st-round choice (13th overall) and a 3rd-round pick in 2006.
- 2a. Josh Bullocks, s (40) ..... Nebraska  
(choice acquired from Washington in 2004 draft day trade. New Orleans sent its 3rd-round pick in 2004 to Washington for this 2nd-round choice. The two clubs also swapped 2004 5th-round choices in the trade.)
- 2b. (#51) (choice traded to Green Bay along with qb J.T. O'Sullivan in 10/4/04 trade for cb Mike McKenzie)
3. Alfred Fincher, lb (82) ..... Connecticut
4. Chase Lyman, wr (118) ..... California
5. Adrian McPherson, qb (152) ..... Florida State
6. Jason Jefferson, dt (193) ..... Wisconsin
7. Jimmy Verdon, de (232) ..... Arizona State

## 2006 DRAFT

Held April 29-30, 2006

1. Reggie Bush, rb (2) ..... Southern California
- 2a. (#34), choice traded to Cleveland for c Jeff Faine and the Browns' 2nd-round pick (#43)
- 2b. Roman Harper, s (43) ..... Alabama
3. (#66) (choice traded to Houston in 4/23/05 trade with Texans to move up from 18th to 13th overall and select t Jammal Brown)
- 4a. (#99) (choice traded to Philadelphia for Eagles' 4th-round pick (#108) and dt Hollis Thomas)
- 4b. Jahri Evans, g (108) ..... Bloomsburg
5. Rob Ninkovich, de (135) ..... Purdue
- 6a. Mike Hass, wr (171) ..... Oregon State
- 6b. Josh Lay, cb (174) ..... Pittsburgh  
(choice acquired from Green Bay in 2005 trade for cb Mike McKenzie)
- 7a. Zach Strief, t (210) ..... Northwestern
- 7b. Marques Colston, wr (252) ..... Hofstra  
(Compensatory Selection)

## 2007 DRAFT

Held April 28-29, 2007

1. Robert Meachem, wr (27) ..... Tennessee
- 2a. (#58), Choice traded to Detroit for 3rd-round pick (#66) and 5th-round pick (145th)
- 3a. Usama Young, cb (66) ..... Kent State
- 3b. Andy Alleman, g (88) ..... Akron
- 4a. Antonio Pittman, rb (107), from Houston ..... Ohio State
4. (#123) Traded to Houston with 5th round pick (#163) for

# NFL DRAFT HISTORY

- 4th-round pick (#107)  
 4b. Jermon Bushrod, t (125) ..... Towson  
 4. (#126) Traded to Indianapolis as compensation for signing  
 Restricted Free Agent cb Jason David  
 5. David Jones, cb (145) ..... Wingate  
 5. (#163) Traded to Houston with 4th-round pick (#123) for  
 4th-round pick (#107)  
 6. (#199) Traded to the Miami Dolphins for k Olindo Mare  
 7. Marvin Mitchell, lb (220) ..... Tennessee

## 2008 DRAFT

*Held April 26-27, 2008*

1. Sedrick Ellis, dt (7) ..... Southern California  
 choice from New England  
 2. Tracy Porter, cb (40) ..... Indiana  
 3. (#78) Traded to New England along with 1st-round pick  
 (#10)  
 for 1st-round pick (#7) and 5th-round pick (#164)  
 4. (#113) Traded to N.Y. Jets for lb Jonathan Vilma  
 5a. DeMario Pressley, dt (144) ..... North Carolina State  
 choice from Detroit  
 5. (#146) Traded to Detroit along with 7th-round pick (#218)  
 for 5th-round pick (#144)  
 5b. Carl Nicks, t/g (164) ..... Nebraska  
 choice from New England  
 6. Taylor Mehlhaff, k (178) ..... Wisconsin  
 7. Adrian Arrington, wr (237) ..... Michigan  
 choice acquired from Green Bay in exchange for 6th-round  
 pick in 2009 draft

## 2009 DRAFT

*Held April 25-26, 2009*

1. Malcolm Jenkins, cb (14) ..... Ohio State  
 2. (#45) Traded to N.Y. Giants along with 5th-round pick  
 (#152) in exchange for te Jeremy Shockey  
 3. (#76) Traded to N.Y. Jets along with 2008 4th-round pick in  
 exchange for lb Jonathan Vilma and 2009 4th-round  
 pick (#118)  
 4a. Chip Vaughn, s (116) ..... Wake Forest  
 4b. Stanley Arnoux, lb (118) ..... Wake Forest  
 choice from N.Y. Jets  
 5. (#151) Traded to N.Y. Giants  
 5. Thomas Morstead, p (164) ..... Southern Methodist  
 choice from Philadelphia  
 6. (#184) Traded to Green Bay in exchange for 2008 7th-  
 round pick  
 7. (#222) Traded to Philadelphia along with 5th-round pick in  
 2010 draft in exchange for 5th-round pick (#164)

## 2010 DRAFT

*Held April 22-24, 2010*

1. Patrick Robinson, cb (32) ..... Florida State  
 2. Charles Brown, t (64) ..... Southern California  
 3. Jimmy Graham, te (95) ..... Miami (Fla.)  
 4. Al Woods, dt (123) ..... Louisiana State  
 choice from Arizona  
 5. Matt Tennant, c (158) ..... Boston College  
 choice from Jacksonville (acquired in exchange for 2011  
 4th-round pick)  
 5. (#163) Traded to Philadelphia  
 6. (#201) Traded to Arizona with #130 in exchange for #123  
 7. Sean Canfield, qb (239) ..... Oregon State

## 2011 DRAFT

*Held April 28-30, 2011*

- 1a. Cameron Jordan, de (24) ..... California  
 1b. Mark Ingram, rb (28) ..... Alabama  
 choice from New England  
 2. (#56) Traded to New England  
 3a. Martez Wilson, lb (72) ..... Illinois  
 choice from Washington  
 3b. Johnny Patrick, cb (88) ..... Louisville  
 4. (#121) Traded to Jacksonville for 2010 5th-round pick (#158)  
 5. (#155) Traded to Washington with t Jammal Brown for

- 3rd-round pick (#72)  
 6. (#189) Traded to New England in exchange for te David Thomas  
 7a. Greg Romeus, de (226) ..... Pittsburgh  
 7b. Nate Bussey, lb (243) ..... Illinois

## 2012 DRAFT

*Held April 26-28, 2012*

1. (#27) Traded to New England  
 3. Akiem Hicks, dt (89) ..... Regina  
 4. Nick Toon, wr (122) ..... Wisconsin  
 5. Corey White, cb (162) ..... Samford  
 6. Andrew Tiller, g (179) ..... Syracuse  
 choice from Miami  
 7. Marcel Jones, t (234) ..... Nebraska

## 2013 DRAFT

*Held April 25-27, 2013*

1. Kenny Vaccaro, s (14) ..... Texas  
 3a. Terron Armstead, t (75) ..... Arkansas-Pine Bluff  
 3b. John Jenkins, dt (82) ..... Georgia  
 (choice acquired from Miami in exchange for #106 ... from  
 N.Y. Jets for rb Chris Ivory and #109)  
 4. (#109) Traded to Miami  
 5. Kenny Stills, wr (144) ..... Oklahoma  
 6. Rufus Johnson, lb (183) ..... Tarleton State  
 7. (#220) Traded to Seattle in exchange for lb Barrett Ruud

## 2014 DRAFT

*Held May 8-10, 2014*

1. Brandin Cooks, wr (20) ..... Oregon State  
 (choice acquired from Arizona in exchange for #27 and #91)  
 2. Stanley Jean-Baptiste, cb (58) ..... Nebraska  
 3. (#91) Traded to Arizona  
 4. Khairi Fortt, lb (126) ..... California  
 5a. Vinnie Sunseri, s (167) ..... Alabama  
 5b. Ronald Powell, olb (169) ..... Florida  
 (choice acquired from Philadelphia in exchange for ... rb  
 Darren Sproles)  
 6. Tavon Rooks, t (202) ..... Kansas State  
 7. (#243) Traded to San Francisco in exchange for olb Parys  
 Haralson

## 2015 DRAFT

*Held April 30-May 2, 2015*

- 1a. Andrus Peat, t (13) ..... Stanford  
 1b. Stephone Anthony, lb (31) ..... Clemson  
 (choice acquired from Seattle with c Max Unger in ...  
 exchange for te Jimmy Graham and #130)  
 2. Hau'oli Kikaha, lb (44) ..... Washington  
 3a. Garrett Grayson, qb (75) ..... Colorado State  
 3b. P.J. Williams, cb (78) ..... Florida State  
 (choice acquired from Miami with lb Dannelle Ellerbe in  
 exchange for wr Kenny Stills)  
 4. (#130) Traded to Seattle  
 5a. Davis Tull, lb (148) ..... Chattanooga  
 5b. Tyeler Davison, dl (154) ..... Fresno State  
 (choice acquired from Kansas City in exchange for g ... Ben  
 Grubbs)  
 5c. Damian Swann, cb (167) ..... Georgia  
 (choice acquired from Washington in exchange for ... #187  
 and New Orleans' 2016 6th-round draft pick)  
 6. (#187) Traded to Washington  
 7. Marcus Murphy, rb/rs (230) ..... Missouri

## 2016 DRAFT

*Held April 28-30, 2016*

1. Sheldon Rankins, dt (12) ..... Louisville  
 2a. Michael Thomas, wr (47) ..... Ohio State  
 2b. Vonn Bell, s (61) ..... Ohio State  
 (choice acquired from New England in exchange for #78 and #112)  
 3. (#78) Traded to New England



## NFL DRAFT HISTORY

- 4a. (#112) Traded to New England  
4b. David Onyemata, dt (120) .....Manitoba  
(choice acquired from Washington in exchange for . . #152  
and a 5th-round pick in 2017)  
5. (#152) Traded to Washington  
6. (#187) Traded to Washington  
7. Daniel Lasco, rb (237) .....California

## 2017 DRAFT

Held April 27-29, 2017

- 1a. Marshon Lattimore, cb (11) .....Ohio State  
1b. Ryan Ramczyk, t (32) .....Wisconsin  
(choice acquired from New England along with #103 in  
exchange for wr Brandin Cooks and #118)  
2. Marcus Williams, s (42) .....Utah  
3a. Alvin Kamara, rb (67) .....Tennessee  
(choice acquired from San Francisco in exchange for #229  
and a 2018 second round pick)  
3b. Alex Anzalone, lb (76) .....Florida  
3c. Trey Hendrickson, de (103) .....Florida Atlantic  
(choice acquired from New England along with #32 in  
exchange for wr Brandin Cooks and #118)  
4. (#118) Traded to New England  
5. (#154) Traded to Washington along with #152 in 2016 for  
the right to select dt David Onyemata  
6. Al-Quadin Muhammad, de (196) .....Miami (Fla.)  
7. (#229) Traded to San Francisco

## 2018 DRAFT

Held April 26-28, 2018

1. Marcus Davenport, de (14) .....Texas-San Antonio  
(choice acquired from Green Bay for #27 and #147 in 2018  
and 2019 first round pick)  
2. (#59) Traded to San Francisco  
3. TreQuan Smith, wr (91) .....Central Florida  
4. Rick Leonard, t (127) .....Florida State  
5a. (#147) Traded to Green Bay  
5b. Natrell Jamerson, db (164) .....Wisconsin  
6a. Kamrin Muhammad, db (189) .....Boston College  
(choice acquired from Arizona in 2017 in exchange for rb  
Adrian Peterson)  
6b. Boston Scott, rb (201) .....Louisiana Tech  
7. Will Clapp, c/g (245) .....Louisiana State

## 2019 DRAFT

Held April 25-27, 2019

1. (#30) Traded to Green Bay  
2. Erik McCoy, c (48) .....Texas A&M  
(choice acquired from Miami along with #116 in 2019 for  
#63, #202 and 2020 second round pick)  
3. (#93) Traded to New York Jets  
4a. C.J. Gardner-Johnson, s (105) .....Florida  
(choice acquired from New York Jets in exchange for #116  
acquired from Miami and #168)  
4b. (#132) Traded to New York Giants  
5. (#168) Traded to New York Jets  
6a. Saquan Hampton, s (177) .....Rutgers  
(choice acquired from New York Jets along with qb Teddy  
Bridgewater in exchange for #93)  
6b. (#202) Traded to Miami  
7a. TE Alize' Mack, te (231) .....Notre Dame  
(choice acquired from Cleveland in exchange for dt  
Devaroe Lawrence)  
7b. LB Kaden Elliss, lb (244) .....Idaho

## 2020 DRAFT

Held April 23-25, 2020

1. Cesar Ruiz, c (24) .....Michigan  
2. (#56) Traded to Miami  
3a. Zack Baun, lb (74) .....Wisconsin  
(choice acquired from Cleveland)  
3b. (#88) Traded to Cleveland  
3c. Adam Trautman, te (105) .....Dayton

- (choice acquired from Minnesota)  
4. (#130) Traded to Minnesota  
5. (#169) Traded to Minnesota  
6. (#203) Traded to Minnesota  
7a. (#238) Traded to Minnesota  
7b. Tommy Stevens, qb (240) .....Mississippi State  
(choice acquired from Houston)

## 2021 DRAFT

Held April 29- May 1, 2021

1. Payton Turner, de (28) .....Houston  
2. Pete Werner, lb (60) .....Ohio State  
3a. Paulson Adebo, cb (76) .....Stanford  
(choice acquired from Denver in exchange for #98 and #105)  
3b. (#91) (choice traded to Cleveland along with #88 in 2020 in  
exchange for Browns' 2020 4th-round pick (#74))  
3c. (#98) Traded to Denver (Compensatory Selection)  
3d. (#105) Traded to Denver (Special Compensatory Selection)  
4. Ian Book, qb (133) .....Notre Dame  
5. (#172) Traded to San Francisco along with lb Kiko Alonso  
in exchange for lb Kwon Alexander  
6a. Landon Young, t (206) .....Kentucky  
(choice acquired from Indianapolis in exchange for #218 and #229)  
6b. (#212) Traded to Houston in exchange for #240 in 2020  
6c. (#218) Traded to Indianapolis (Compensatory Selection)  
7a. (#229) Traded to Indianapolis (Originally acquired from  
Jacksonville in exchange for dt Malcolm Brown)  
7b. Kawaan Baker, wr (255) .....South Alabama  
(Compensatory Selection)

## DRAFT SUMMARY

In 55 college drafts, the Saints have selected 572 players.

(Player totals include QB Dave Wilson, selected in the 1981 Supplemental Draft; does not include players taken in 1984 USFL Supplemental Draft).

**BY POSITION:** 73 RB; 72 LB; 70 WR; 61 CB; 51 DE; 44 G; 44 S; 43 T; 33 DT; 30 TE; 21 QB; 13 C; 6 P; 5 FB and 4 K.**MOST BY COLLEGE:** 17 – Nebraska, Southern California; 16 – Ohio State; 13 – Notre Dame; 11 – Florida State, Michigan, Tennessee, Wisconsin; 10 – Florida, Georgia, Louisiana State, Oklahoma; 9 – Missouri; 8 – Alabama, Tulane; 7 – California, Mississippi, Oregon State, Pittsburgh, Washington State; 6 – Colorado, Houston, Kansas, Miami (Fla.), Mississippi State, San Diego State, Stanford, Texas, West Virginia; 5 – Arizona State, Brigham Young, Kansas State, Kentucky, Minnesota, North Carolina State, Purdue, Southern, Tulsa, Virginia, Wake Forest, Washington; 4 – Alcorn State, Arizona, Arkansas, Arkansas State, Boston College, Clemson, Georgia Tech, Grambling State, Illinois, Iowa State, Kentucky, Louisville, North Carolina, Northwestern, Oklahoma State, Penn State, South Carolina, Southern Methodist, UCLA, Utah.



# SAINTS IN PRIME TIME

## SAINTS ON MONDAY NIGHT OVERALL: 23-22 HOME: 18-15 AWAY: 5-7

Date	Opponent	Score	Date	Opponent	Score
9-25-72	vs. Kansas City	17-20 (L)	10-6-08	vs. Minnesota	27-30 (L)
9-24-73	at Dallas	3-40 (L)	11-24-08	vs. Green Bay	51-29 (W)
11-25-74	vs. Pittsburgh	7-28 (L)	11-2-09	vs. Atlanta	35-27 (W)
12-3-79	vs. Oakland	35-42 (L)	11-30-09	vs. New England	38-17 (W)
11-24-80	vs. L.A. Rams	7-27 (L)	9-20-10	at San Francisco	25-22 (W)
11-21-83	vs. N.Y. Jets	28-31 (L)	12-27-10	at Atlanta	17-14 (W)
11-19-84	vs. Pittsburgh	27-24 (W)	11-28-11	vs. N.Y. Giants	49-24 (W)
10-3-88	vs. Dallas	20-17 (W)	12-26-11	vs. Atlanta	45-16 (W)
11-6-89	at San Francisco	13-31 (L)	11-5-12	vs. Philadelphia	28-13 (W)
12-18-89	vs. Philadelphia	30-20 (W)	9-30-13	vs. Miami	38-17 (W)
9-10-90	vs. San Francisco	12-13 (L)	12-2-13	at Seattle	7-34 (L)
12-31-90	vs. L.A. Rams	20-17 (W)	11-24-14	vs. Baltimore	27-34 (L)
12-16-91	vs. L.A. Raiders	27-0 (W)	12-15-14	at Chicago	31-15 (W)
11-23-92	vs. Washington	20-3 (W)	12-21-15	vs. Detroit	27-35 (L)
11-22-93	at San Francisco	7-42 (L)	9-26-16	vs. Atlanta	32-45 (L)
12-20-93	vs. N.Y. Giants	14-24 (L)	9-11-17	at Minnesota	19-29 (L)
11-28-94	vs. San Francisco	14-35 (L)	10-8-18	vs. Washington	43-19 (W)
12-19-94	vs. Dallas	16-24 (L)	12-9-18	at Carolina	12-9 (W)
12-17-01	vs. St. Louis	21-34 (L)	9-9-19	vs. Houston	30-28 (W)
9-19-05	vs. N.Y. Giants*	10-27 (L)	12-6-19	vs. Indianapolis	34-7 (W)
12-12-05	at Atlanta	17-36 (L)	9-21-20	at Las Vegas	24-34 (L)
9-25-06	vs. Atlanta	23-3 (W)	10-12-20	vs. L.A. Chargers	30-27 OT (W)
9-24-07	vs. Tennessee	14-31 (L)	* Played in Giants Stadium, game originally scheduled for Sept. 18		
12-10-07	at Atlanta	34-14 (W)			

## SAINTS ON SUNDAY NIGHT OVERALL: 21-15 HOME: 15-9 AWAY: 6-6

Date	Opponent	Score	Date	Opponent	Score
10-21-84	at Dallas	27-30 OT (L)	12-14-03	vs. N.Y. Giants	45-7 (W)
11-27-88	vs. N.Y. Giants	12-13 (L)	10-17-04	vs. Minnesota	31-38 (L)
11-26-89	vs. L.A. Rams	17-20 OT (L)	11-27-05	at N.Y. Jets	21-19 (W)
9-15-91	vs. L.A. Rams	24-7 (W)	10-10-06	at Dallas	42-17 (W)
11-24-91	vs. Atlanta	20-23 OT (L)	10-14-07	at Seattle	28-17 (W)
9-27-92	vs. San Francisco	10-16 (L)	10-31-10	vs. Pittsburgh	20-10 (W)
10-11-92	vs. L.A. Rams	13-10 (W)	10-23-11	vs. Indianapolis	62-7 (W)
9-5-93	vs. Houston	33-21 (W)	12-4-11	vs. Detroit	31-17 (W)
12-11-94	at Atlanta	20-29 (L)	10-7-12	vs. San Diego	31-24 (W)
11-26-95	vs. Carolina	34-26 (W)	10-28-12	at Denver	14-34 (L)
11-3-96	vs. San Francisco	17-24 (L)	11-10-13	vs. Dallas	49-17 (W)
10-5-97	at Chicago	20-17 (W)	12-8-13	vs. Carolina	31-13 (W)
11-22-98	at San Francisco	20-31 (L)	9-28-14	at Dallas	17-38 (L)
11-21-99	at Jacksonville	23-41 (L)	10-26-14	vs. Green Bay	44-23 (W)
11-4-01	vs. N.Y. Jets	9-16 (L)	10-4-15	vs. Dallas	26-20 OT (W)
12-30-01	vs. Washington	10-40 (L)	10-28-18	at Minnesota	30-20 (W)
12-1-02	vs. Tampa Bay	23-20 (W)	9-29-19	vs. Dallas	12-10 (W)
9-28-03	vs. Indianapolis	21-55 (L)	11-8-20	at Tampa Bay	38-3 (W)

## SAINTS ON THURSDAY NIGHT OVERALL: 7-7 HOME: 4-0 AWAY: 3-7

Date	Opponent	Score	Date	Opponent	Score
12-3-92	vs. Atlanta	22-14 (W)	10-30-14	at Carolina	28-10 (W)
9-14-07	at Indianapolis	10-41 (L)	10-15-15	vs. Atlanta	31-21 (W)
11-11-08	at Chicago	24-27 OT (L)	11-17-16	at Carolina	20-23 (L)
9-9-10	vs. Minnesota	14-9 (W)	12-7-17	at Atlanta	17-20 (L)
9-8-11	at Green Bay	34-42 (L)	11-22-18	vs. Atlanta	31-17 (W)
11-29-12	at Atlanta	13-23 (L)	11-29-18	at Dallas	10-13 (L)
11-21-13	at Atlanta	17-13 (W)	11-28-19	at Atlanta	26-18 (W)

## SAINTS ON SATURDAY NIGHT OVERALL: 0-1 HOME: 0-1

Date	Opponent	Score
12-9-09	vs. Dallas	17-24 (L)

OWNER

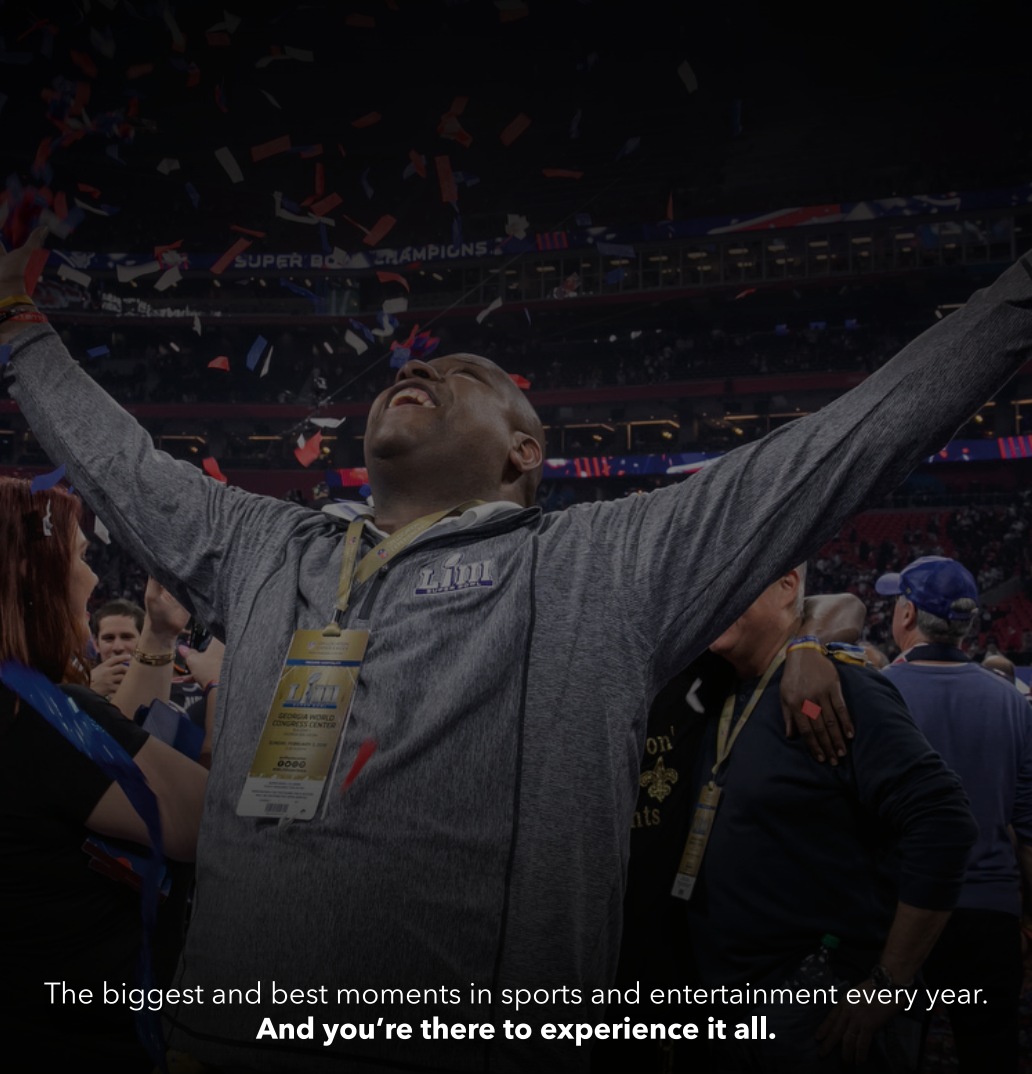
FOOTBALL

ADMINISTRATION

RECORDS

HISTORY

# ON LOCATION™



The biggest and best moments in sports and entertainment every year.  
**And you're there to experience it all.**



Access More At  
**OnLocationExp.com**

     
**@OnLocationExp**

On Location is the Official Fan Travel and Hospitality Partner of the New Orleans Saints

New Season

# NEW Coke® ZERO SUGAR

**NOW**  
More  
Delicious



PROUD PARTNER  
OF THE SAINTS