



PHILADELPHIA EAGLES
2021 MEDIA GUIDE

PRESENTED BY



2021 EAGLES MEDIA GUIDE

GO
BIRDS

PRESEASON 1	PRESEASON 2	PRESEASON 3	WEEK 1	WEEK 2			
 THU • AUG 12 7:30 PM LINCOLN FINANCIAL FIELD 	 THU • AUG 19 7:30 PM LINCOLN FINANCIAL FIELD 	 FRI • AUG 27 7:30 PM METLIFE STADIUM 	 SUN • SEP 12 1:00 PM MERCEDES-BENZ STADIUM FOX	 SUN • SEP 19 1:00 PM LINCOLN FINANCIAL FIELD FOX			
WEEK 3	WEEK 4	WEEK 5	WEEK 6	WEEK 7			
 MON • SEP 27 8:15 PM AT&T STADIUM ESPN	 SUN • OCT 3 1:00 PM LINCOLN FINANCIAL FIELD CBS	 SUN • OCT 10 1:00 PM BANK OF AMERICA STADIUM FOX	 THU • OCT 14 8:20 PM LINCOLN FINANCIAL FIELD FOX 	 SUN • OCT 24 4:05 PM ALLEGiant STADIUM FOX			
WEEK 8	WEEK 9	WEEK 10	WEEK 11	WEEK 12			
 SUN • OCT 31 1:00 PM FORD FIELD FOX	 SUN • NOV 7 4:05 PM LINCOLN FINANCIAL FIELD CBS	 SUN • NOV 14 4:25 PM EMPOWER FIELD AT MILE HIGH CBS	 SUN • NOV 21 1:00 PM LINCOLN FINANCIAL FIELD FOX	 SUN • NOV 28 1:00 PM METLIFE STADIUM FOX			
WEEK 13	WEEK 15	WEEK 16	WEEK 17	WEEK 18			
 SUN • DEC 5 1:00 PM METLIFE STADIUM CBS	 DEC 18 / DEC 19 TBD LINCOLN FINANCIAL FIELD FOX	 SUN • DEC 26 1:00 PM LINCOLN FINANCIAL FIELD FOX	 SUN • JAN 2 1:00 PM FEDEXFIELD FOX	 SUN • JAN 9 1:00 PM LINCOLN FINANCIAL FIELD FOX			
HOME	AWAY	WILD CARD JAN 15-16			DIVISIONAL JAN 22-23	CHAMPIONSHIP JAN 30	SUPER BOWL LVI FEB 13



PHILADELPHIA EAGLES PUBLIC RELATIONS DEPARTMENT

Bob Lange, Senior Vice President, Communications (blange@eagles.nfl.com) • **Brett Strohsacker**, Director of Public Relations (bstrohsacker@eagles.nfl.com) • **Anthony Bonagura**, Public Relations Manager (abonagura@eagles.nfl.com) • **John Gonoude**, Public Relations Manager (jgonoude@eagles.nfl.com) • **Alli Waddington**, Public Relations Coordinator (awaddington@eagles.nfl.com)

ALPHABETICAL ROSTER



#	NAME	POS	HT	WT	DOB	AGE	EXP	COLLEGE	HOMETOWN	HOW ACQ
21	Adams, Andrew	S	5-11	204	10/28/92	28	6	Connecticut	College Park, GA	FA-TB-21
19	Arcega-Whiteside, J.J.	WR	6-2	225	12/31/96	24	3	Stanford	Roebuck, SC	D2b-19
37	Arnold, Grayland	S	5-10	187	9/4/97	23	2	Baylor	Kountze, TX	UDFA-20
48o	Ausbon, Jhamon	WR	6-2	217	9/3/99	21	R	Texas A&M	Houston, TX	UDFA-21
58	Avery, Genard	DE	6-0	250	4/26/95	26	4	Memphis	Grenada, MS	T-Cle-19
72o	Awosika, Kayode	G	6-3	312	10/27/98	22	R	Buffalo	Maple Grove, MN	UDFA-21
66d	Bailey, JaQuan	DE	6-2	260	5/28/97	24	R	Iowa State	Jacksonville, FL	UDFA-21
96	Barnett, Derek	DE	6-3	259	6/25/96	25	5	Tennessee	Brentwood, TN	D1-17
54	Bradley, Shaun	LB	6-1	240	4/8/97	24	2	Temple	Mount Holly, NJ	D6a-20
79	Brooks, Brandon	G	6-5	335	8/19/89	31	10	Miami (OH)	Milwaukee, WI	FA-Hou-16
89	Butler, Hakeem	TE	6-5	227	5/16/96	25	1	Iowa State	Fort Bend, TX	PS-Car-20
61o	Clark, Le'Raven	T	6-5	311	4/22/93	28	6	Texas Tech	Rockdale, TX	FA-Ind-21
91	Cox, Fletcher	DT	6-4	310	12/13/90	30	10	Mississippi State	Yazoo City, MS	D1-12
73	Crider, Harry	C	6-3	307	5/18/99	22	R	Indiana	Columbus, IN	UDFA-21
81	Croom, Jason	TE	6-5	246	2/28/94	27	3	Tennessee	Norcross, GA	FA-20
51	Dickerson, Landon	OL	6-6	333	9/30/98	22	R	Alabama	Hudon, NC	D2-21
77	Dillard, Andre	T	6-5	315	10/3/95	25	3	Washington State	Woodinville, WA	D1-19
63	Driscoll, Jack	T	6-5	312	4/1/97	24	2	Auburn	Madison, CT	D4b-20
57	Edwards, T.J.	LB	6-1	242	8/12/96	24	3	Wisconsin	Lake Villa, IL	UDFA-19
4	Elliott, Jake	K	5-9	167	1/21/95	26	5	Memphis	La Grange, IL	PS-Cin-17
22	Epps, Marcus	S	6-0	191	1/27/96	25	3	Wyoming	Huntington Beach, CA	W-Min-19
86	Ertz, Zach	TE	6-5	250	11/10/90	30	9	Stanford	Danville, CA	D2-13
7	Flacco, Joe	QB	6-6	245	1/16/85	36	14	Delaware	Audubon, NJ	FA-NYJ-21
13	Fulgham, Travis	WR	6-2	215	9/13/95	25	3	Old Dominion	Ashburn, VA	W-GB-20
14	Gainwell, Kenneth	RB	5-9	200	3/14/99	22	R	Memphis	Yazoo City, MS	D5-21
88	Goedert, Dallas	TE	6-5	256	1/3/95	26	4	South Dakota State	Britton, SD	D2-18
55	Graham, Brandon	DE	6-2	265	4/3/88	33	12	Michigan	Detroit, MI	D1-10
97	Hargrave, Javon	DT	6-2	305	2/7/93	28	6	South Carolina State	Salisbury, NC	FA-Pit-20
28	Harris, Anthony	S	6-1	202	10/9/91	29	7	Virginia	Chesterfield, VA	FA-Min-21
74d	Henry, Willie	DT	6-3	288	3/20/94	27	4	Michigan	Cleveland, OH	FA-21
67	Herbig, Nate	C/G	6-4	334	7/10/98	23	3	Stanford	Honolulu, HI	UDFA-19
82	Hightower, John	WR	6-2	190	5/31/96	25	2	Boise State	Upper Marlboro, MD	D5-20
47d	Hill, Lavert	CB	5-10	190	10/3/98	22	1	Michigan	Detroit, MI	FA-20
33	Holyfield, Elijah	RB	5-10	215	11/30/97	23	1	Georgia	College Park, GA	PS-Car-19
24	Howard, Jordan	RB	6-0	224	11/2/94	26	6	Indiana	Gardendale, AL	FA-20
32o	Huntley, Jason	RB	5-9	195	4/20/98	23	2	New Mexico State	Arlington, TX	W-Det-20
1	Hurts, Jalen	QB	6-1	223	8/7/98	22	2	Oklahoma	Channelview, TX	D2-20
75	Jackson, Tarron	DE	6-2	254	6/22/98	23	R	Coastal Carolina	Aiken, SC	D6b-21
80	Jackson, Tyree	TE	6-7	249	11/7/97	23	1	Buffalo	Norton Shores, MI	FA-21
38	Jacquet, Michael	CB	6-1	203	1/29/97	24	2	Louisiana	Beaumont, TX	UDFA-20
31	James, Craig	CB	5-10	195	4/29/96	25	3	Southern Illinois	Edwardsville, IL	FA-19
34	Johnson, Kerryon	RB	5-11	211	6/30/97	24	4	Auburn	Huntsville, AL	W-Det-21
65	Johnson, Lane	T	6-6	317	5/8/90	31	9	Oklahoma	Groveton, TX	D1-13
48d	Johnson, Patrick	LB	6-2	240	1/10/98	23	R	Tulane	Chattanooga, TN	D7-21
74o	Juriga, Luke	C	6-4	301	6/7/97	24	2	Western Michigan	Aurora, IL	UDFA-20
62	Kelce, Jason	C	6-3	295	11/5/87	33	11	Cincinnati	Cleveland, OH	D6a-11
90	Kerrigan, Ryan	DE	6-4	265	8/16/88	32	11	Purdue	Muncie, IN	FA-Was-21
46o	Killins, Adrian	RB	5-8	177	1/2/98	23	1	Central Florida	Daytona Beach, FL	UDFA-20
64d	Leo, Matt	DE	6-7	280	5/8/92	29	1	Iowa State	Adelaide, Australia	FA-20
45	Lovato, Rick	LS	6-2	249	9/9/92	28	5	Old Dominion	Middletown, NJ	FA-16
29	Maddox, Avonte	CB	5-9	184	3/31/96	25	4	Pittsburgh	Detroit, MI	D4a-18
68	Mailata, Jordan	T	6-8	346	3/31/97	24	4	---	Sydney, Australia	D7-18
76d	McGill, T.Y.	DT	6-0	299	11/23/92	28	7	North Carolina State	Jesup, GA	FA-20
23	McLeod, Rodney	S	5-10	195	6/23/90	31	10	Virginia	Hyattsville, MD	FA-LAR-16
27	McPhearson, Zech	CB	5-11	191	3/21/98	23	R	Texas Tech	Upper Marlboro, MD	D4-21
32d	Meadors, Nate	DB	5-11	194	2/13/97	24	1	UCLA	San Bernardino, CA	FA-21
10	Mullens, Nick	QB	6-1	210	3/21/95	26	4	Southern Mississippi	Birmingham, AL	FA-SF-21
78	Opeta, Sua	G	6-4	305	8/15/96	24	2	Weber State	Stansbury Park, UT	UDFA-19
95	Ostman, Joe	DE	6-3	259	7/12/95	26	2	Central Michigan	St. Ignace, MI	UDFA-18
66o	Pierschbacher, Ross	C	6-4	315	6/5/95	26	2	Alabama	Cedar Falls, IA	PS-Was-20
69	Pryor, Matt	G/T	6-7	332	12/16/94	26	4	TCU	Lakewood, CA	D6-18
18	Reagor, Jalen	WR	5-11	197	1/2/99	22	2	TCU	Waxahachie, TX	D1-20
98	Ridgeway, Hassan	DT	6-3	305	11/2/94	26	6	Texas	Mansfield, TX	T-Ind-19
39	Riley, Elijah	S	5-11	214	6/12/98	23	1	Army	Selden, NY	UDFA-20
85	Rodgers, Richard	TE	6-4	257	1/22/92	29	7	California	Shrewsbury, MA	FA-20
26	Sanders, Miles	RB	5-11	211	5/1/97	24	3	Penn State	Pittsburgh, PA	D2a-19
35	Scott, Boston	RB	5-6	203	4/27/95	26	3	Louisiana Tech	Zachary, LA	PS-NO-18
46d	Scott, Josiah	CB	5-9	185	4/5/99	22	2	Michigan State	Hamilton, OH	T-Jax-21
56	Seumalo, Isaac	G	6-4	303	10/29/93	27	6	Oregon State	Corvallis, OR	D3-16
41	Seymour, Kevon	CB	6-0	185	11/30/93	27	4	USC	Pasadena, CA	FA-20
49	Singleton, Alex	LB	6-2	240	12/7/93	27	3	Montana State	Thousand Oaks, CA	FA-19
8	Siross, Arryn	P	6-2	212	11/25/92	28	1	Auburn	Melbourne, Australia	FA-21
2	Slay, Darius	CB	6-0	190	1/1/91	30	9	Mississippi State	Brunswick, GA	T-Det-20
6	Smith, DeVonta	WR	6-0	170	11/14/98	22	R	Alabama	Amite, LA	D1-21
53	Smith, Rashad	LB	6-1	220	4/20/97	24	1	Florida Atlantic	Florida City, FL	FA-20
30	Stevens, JaCoby	LB	6-1	212	7/19/98	23	R	LSU	Murfreesboro, TN	D6c-21
47o	Stoll, Jack	TE	6-4	247	1/28/98	23	R	Nebraska	Aurora, CO	UDFA-21
94	Sweat, Josh	DE	6-5	251	3/29/97	24	4	Florida State	Chesapeake, VA	D4b-18
52	Taylor, Davion	LB	6-1	230	8/5/98	22	2	Colorado	Magnolia, MS	D3-20
36	Taylor, Shakial	CB	6-0	181	12/27/96	24	3	Kansas	Scottsdale, AZ	W-NYG-21
64o	Toth, Brett	T	6-6	304	9/1/96	24	3	Army	Charleston, SC	W-Ari-20
76o	Tucker, Casey	T	6-6	315	9/26/95	25	1	Arizona State	Chandler, AZ	FA-21
72d	Tuipulotu, Marlon	DT	6-2	307	5/31/99	22	R	USC	Independence, OR	D6a-21
17	Walker, Michael	WR	5-11	194	10/29/96	24	2	Boston College	Naples, FL	FA-21
42	Wallace, K'Von	S	5-11	205	7/25/97	23	2	Clemson	Highland Springs, VA	D4a-20
84	Ward, Greg	WR	5-11	190	7/12/95	26	3	Houston	Tyler, TX	FA-19
16	Watkins, Quez	WR	6-0	193	6/9/98	23	2	Southern Mississippi	Athens, AL	D6b-20
93	Williams, Milton	DT	6-3	284	4/6/99	22	R	Louisiana Tech	Crowley, TX	D3-21
61d	Williams, Raequan	DT	6-4	305	2/14/97	24	2	Michigan State	Chicago, IL	UDFA-20
83	Wilson, Caleb	TE	6-4	235	7/15/96	25	1	UCLA	Warner Robins, GA	W-Was-20
50	Wilson, Eric	LB	6-1	230	9/26/94	26	5	Cincinnati	Redford, MI	FA-Min-21

NUMERICAL ROSTER



#	NAME	POS	HT	WT	DOB	AGE	EXP	COLLEGE	HOMETOWN	HOW ACQ
1	Jalen Hurts	QB	6-1	223	8/7/98	22	2	Oklahoma	Channelview, TX	D2-20
2	Darius Slay	CB	6-0	190	1/1/91	30	9	Mississippi State	Brunswick, GA	T-Det-20
4	Jake Elliott	K	5-9	167	1/21/95	26	5	Memphis	La Grange, IL	PS-Cin-17
6	DeVonta Smith	WR	6-0	170	11/14/98	22	R	Alabama	Amite, LA	D1-21
7	Joe Flacco	QB	6-6	245	1/16/85	36	14	Delaware	Audubon, NJ	FA-NYJ-21
8	Arryn Siposs	P	6-2	212	11/25/92	28	1	Auburn	Melbourne, Australia	FA-21
10	Nick Mullens	QB	6-1	210	3/21/95	26	4	Southern Mississippi	Birmingham, AL	FA-SF-21
13	Travis Fulgham	WR	6-2	215	9/13/95	25	3	Old Dominion	Ashburn, VA	W-GB-20
14	Kenneth Gainwell	RB	5-9	200	3/14/99	22	R	Memphis	Yazoo City, MS	D5-21
16	Quez Watkins	WR	6-0	193	6/9/98	23	2	Southern Mississippi	Athens, AL	D6b-20
17	Michael Walker	WR	5-11	194	10/29/96	24	2	Boston College	Naples, FL	FA-21
18	Jalen Reagor	WR	5-11	197	1/2/99	22	2	TCU	Waxahachie, TX	D1-20
19	J.J. Arcega-Whiteside	WR	6-2	225	12/31/96	24	3	Stanford	Roebuck, SC	D2b-19
21	Andrew Adams	S	5-11	204	10/28/92	28	6	Connecticut	College Park, GA	FA-TB-21
22	Marcus Epps	S	6-0	191	1/27/96	25	3	Wyoming	Huntington Beach, CA	W-Min-19
23	Rodney McLeod	S	5-10	195	6/23/90	31	10	Virginia	Hyattsville, MD	FA-LAR-16
24	Jordan Howard	RB	6-0	224	11/2/94	26	6	Indiana	Gardendale, AL	FA-20
26	Miles Sanders	RB	5-11	211	5/1/97	24	3	Penn State	Pittsburgh, PA	D2a-19
27	Zech McPhearson	CB	5-11	191	3/21/98	23	R	Texas Tech	Upper Marlboro, MD	D4-21
28	Anthony Harris	S	6-1	202	10/9/91	29	7	Virginia	Chesterfield, VA	FA-Min-21
29	Avonte Maddox	CB	5-9	184	3/31/96	25	4	Pittsburgh	Detroit, MI	D4a-18
30	JaCoby Stevens	LB	6-1	212	7/19/98	23	R	LSU	Murfreesboro, TN	D6c-21
31	Craig James	CB	5-10	195	4/29/96	25	3	Southern Illinois	Edwardsville, IL	FA-19
32o	Jason Huntley	RB	5-9	195	4/20/98	23	2	New Mexico State	Arlington, TX	W-Det-20
32d	Nate Meadors	DB	5-11	194	2/13/97	24	1	UCLA	San Bernardino, CA	FA-21
33	Elijah Holyfield	RB	5-10	215	11/30/97	23	1	Georgia	College Park, GA	PS-Car-19
34	Kerryon Johnson	RB	5-11	211	6/30/97	24	4	Auburn	Huntsville, AL	W-Det-21
35	Boston Scott	RB	5-6	203	4/27/95	26	3	Louisiana Tech	Zachary, LA	PS-NO-18
36	Shakial Taylor	CB	6-0	181	12/27/96	24	3	Kansas	Scottsdale, AZ	W-NYG-21
37	Grayland Arnold	S	5-10	187	9/4/97	23	2	Baylor	Kountze, TX	UDFA-20
38	Michael Jacquet	CB	6-1	203	1/29/97	24	2	Louisiana	Beaumont, TX	UDFA-20
39	Elijah Riley	S	5-11	214	6/12/98	23	1	Army	Selden, NY	UDFA-20
41	KeVon Seymour	CB	6-0	185	11/30/93	27	4	USC	Pasadena, CA	FA-20
42	K'Von Wallace	S	5-11	205	7/25/97	23	2	Clemson	Highland Springs, VA	D4a-20
45	Rick Lovato	LS	6-2	249	9/9/92	28	5	Old Dominion	Middletown, NJ	FA-16
46o	Adrian Killins	RB	5-8	177	1/2/98	23	1	Central Florida	Daytona Beach, FL	UDFA-20
46d	Josiah Scott	CB	5-9	185	4/5/99	22	2	Michigan State	Hamilton, OH	T-Jax-21
47d	Lavert Hill	CB	5-10	190	10/3/98	22	1	Michigan	Detroit, MI	FA-20
47o	Jack Stoll	TE	6-4	247	1/28/98	23	R	Nebraska	Aurora, CO	UDFA-21
48o	Jhamon Ausbon	WR	6-2	217	9/3/99	21	R	Texas A&M	Houston, TX	UDFA-21
48d	Patrick Johnson	LB	6-2	240	1/10/98	23	R	Tulane	Chattanooga, TN	D7-21
49	Alex Singleton	LB	6-2	240	12/7/93	27	3	Montana State	Thousand Oaks, CA	FA-19
50	Eric Wilson	LB	6-1	230	9/26/94	26	5	Cincinnati	Redford, MI	FA-Min-21
51	Landon Dickerson	OL	6-6	333	9/30/98	22	R	Alabama	Hudson, NC	D2-21
52	Davion Taylor	LB	6-1	230	8/5/98	22	2	Colorado	Magnolia, MS	D3-20
53	Rashad Smith	LB	6-1	220	4/20/97	24	1	Florida Atlantic	Florida City, FL	FA-20
54	Shaun Bradley	LB	6-1	240	4/8/97	24	2	Temple	Mount Holly, NJ	D6a-20
55	Brandon Graham	DE	6-2	265	4/3/88	33	12	Michigan	Detroit, MI	D1-10
56	Isaac Seumalo	G	6-4	303	10/29/93	27	6	Oregon State	Corvallis, OR	D3-16
57	T.J. Edwards	LB	6-1	242	8/12/96	24	3	Wisconsin	Lake Villa, IL	UDFA-19
58	Genard Avery	DE	6-0	250	4/26/95	26	4	Memphis	Grenada, MS	T-Cle-19
61o	Le'Raven Clark	T	6-5	311	4/22/93	28	6	Texas Tech	Rockdale, TX	FA-Ind-21
61d	Raequan Williams	DT	6-4	305	2/14/97	24	2	Michigan State	Chicago, IL	UDFA-20
62	Jason Kelce	C	6-3	295	11/5/87	33	11	Cincinnati	Cleveland, OH	D6a-11
63	Jack Driscoll	T	6-5	312	4/1/97	24	2	Auburn	Madison, CT	D4b-20
64d	Matt Leo	DE	6-7	280	5/8/92	29	1	Iowa State	Adelaide, Australia	FA-20
64o	Brett Toth	T	6-6	304	9/1/96	24	3	Army	Charleston, SC	W-Ari-20
65	Lane Johnson	T	6-6	317	5/8/90	31	9	Oklahoma	Groveton, TX	D1-13
66d	JaQuan Bailey	DE	6-2	260	5/28/97	24	R	Iowa State	Jacksonville, FL	UDFA-21
66o	Ross Pierschbacher	C	6-4	315	6/5/95	26	2	Alabama	Cedar Falls, IA	PS-Was-20
67	Nate Herbig	C/G	6-4	334	7/10/98	23	3	Stanford	Honolulu, HI	UDFA-19
68	Jordan Mailata	T	6-8	346	3/31/97	24	4	---	Sydney, Australia	D7-18
69	Matt Pryor	G/T	6-7	332	12/16/94	26	4	TCU	Lakewood, CA	D6-18
72o	Kayode Awojika	G	6-3	312	10/27/98	22	R	Buffalo	Maple Grove, MN	UDFA-21
72d	Marlon Tuipulotu	DT	6-2	307	5/31/99	22	R	USC	Independence, OR	D6a-21
73	Harry Crider	C	6-3	307	5/18/99	22	R	Indiana	Columbus, IN	UDFA-21
74d	Willie Henry	DT	6-3	288	3/20/94	27	4	Michigan	Cleveland, OH	FA-21
74o	Luke Juriga	C	6-4	301	6/7/97	24	2	Western Michigan	Aurora, IL	UDFA-20
75	Tarron Jackson	DE	6-2	254	6/22/98	23	R	Coastal Carolina	Aiken, SC	D6b-21
76d	T.Y. McGill	DT	6-0	299	11/23/92	28	7	North Carolina State	Jesup, GA	FA-20
76o	Casey Tucker	T	6-6	315	9/26/95	25	1	Arizona State	Chandler, AZ	FA-21
77	Andre Dillard	T	6-5	315	10/3/95	25	3	Washington State	Woodinville, WA	D1-19
78	Sua Opetia	G	6-4	305	8/15/96	24	2	Weber State	Stansbury Park, UT	UDFA-19
79	Brandon Brooks	G	6-5	335	8/19/89	31	10	Miami (OH)	Milwaukee, WI	FA-Hou-16
80	Tyree Jackson	TE	6-7	249	11/7/97	23	1	Buffalo	Norton Shores, MI	FA-21
81	Jason Croom	TE	6-5	246	2/28/94	27	3	Tennessee	Norcross, GA	FA-20
82	John Hightower	WR	6-2	190	5/31/96	25	2	Boise State	Upper Marlboro, MD	D5-20
83	Caleb Wilson	TE	6-4	235	7/15/96	25	1	UCLA	Warner Robins, GA	W-Was-20
84	Greg Ward	WR	5-11	190	7/12/95	26	3	Houston	Tyler, TX	FA-19
85	Richard Rodgers	TE	6-4	257	1/22/92	29	7	California	Shrewsbury, MA	FA-20
86	Zach Ertz	TE	6-5	250	11/10/90	30	9	Stanford	Danville, CA	D2-13
88	Dallas Goedert	TE	6-5	256	1/3/95	26	4	South Dakota State	Britton, SD	D2-18
89	Hakeem Butler	TE	6-5	227	5/16/96	25	1	Iowa State	Fort Bend, TX	PS-Car-20
90	Ryan Kerrigan	DE	6-4	265	8/16/88	32	11	Purdue	Muncie, IN	FA-Was-21
91	Fletcher Cox	DT	6-4	310	12/13/90	30	10	Mississippi State	Yazoo City, MS	D1-12
93	Milton Williams	DT	6-3	284	4/6/99	22	R	Louisiana Tech	Crowley, TX	D3-21
94	Josh Sweat	DE	6-5	251	3/29/97	24	4	Florida State	Chesapeake, VA	D4b-18
95	Joe Ostman	DE	6-3	259	7/12/95	26	2	Central Michigan	St. Ignace, MI	UDFA-18
96	Derek Barnett	DE	6-3	259	6/25/96	25	5	Tennessee	Brentwood, TN	D1-17
97	Javon Hargrave	DT	6-2	305	2/7/93	28	6	South Carolina State	Salisbury, NC	FA-Pit-20
98	Hassan Ridgeway	DT	6-3	305	11/2/94	26	6	Texas	Mansfield, TX	T-Ind-19

POSITIONAL ROSTER



	#	NAME	POS	HT	WT	DOB	AGE	EXP	COLLEGE	HOMETOWN	HOW ACQ
QB	1	Jalen Hurts	QB	6-1	223	8/7/98	22	2	Oklahoma	Chanelview, TX	D2-20
	7	Joe Flacco	QB	6-6	245	1/16/85	36	14	Delaware	Audubon, NJ	FA-NYJ-21
	10	Nick Mullens	QB	6-1	210	3/21/95	26	4	Southern Mississippi	Birmingham, AL	FA-SF-21
RB	14	Kenneth Gainwell	RB	5-8	201	3/14/99	22	R	Memphis	Yazoo City, MS	D5-21
	24	Jordan Howard	RB	6-0	224	11/2/94	26	6	Indiana	Gardendale, AL	FA-20
	26	Miles Sanders	RB	5-11	211	5/1/97	24	3	Penn State	Pittsburgh, PA	D2a-19
	32	Jason Huntley	RB	5-9	195	4/20/98	23	2	New Mexico State	Arlington, TX	W-Det-20
	33	Elijah Holyfield	RB	5-10	215	11/30/97	23	1	Georgia	College Park, GA	PS-Car-19
	34	Kerryon Johnson	RB	5-11	211	6/30/97	24	4	Auburn	Huntsville, AL	W-Det-21
	35	Boston Scott	RB	5-6	203	4/27/95	26	3	Louisiana Tech	Zachary, LA	PS-NO-18
	46	Adrian Killins	RB	5-8	177	1/2/98	23	1	Central Florida	Daytona Beach, FL	UDFA-20
WR	6	DeVonta Smith	WR	6-0	170	11/14/98	22	R	Alabama	Amité, LA	D1-21
	13	Travis Fulgham	WR	6-2	215	9/13/95	25	3	Old Dominion	Ashburn, VA	W-GB-20
	16	Quez Watkins	WR	6-0	193	6/9/98	23	2	Southern Mississippi	Athens, AL	D6b-20
	17	Michael Walker	WR	5-11	194	10/29/96	24	2	Boston College	Naples, FL	FA-21
	18	Jalen Reagor	WR	5-11	197	1/2/99	22	2	TCU	Waxahachie, TX	D1-20
	19	J.J. Arcega-Whiteside	WR	6-2	225	12/31/96	24	3	Stanford	Roebuck, SC	W-20
	48	Jhamon Ausbon	WR	6-2	217	9/3/99	21	R	Texas A&M	Houston, TX	UDFA-21
	82	John Hightower	WR	6-2	190	5/31/96	25	2	Boise State	Upper Marlboro, MD	D5-20
TE	84	Greg Ward	WR	5-11	190	7/12/95	26	3	Houston	Tyler, TX	FA-19
	47	Jack Stoll	TE	6-4	247	1/28/98	23	R	Nebraska	Aurora, CO	UDFA-21
	80	Tyree Jackson	TE	6-7	249	11/7/97	23	1	Buffalo	Norton Shores, MI	FA-21
	81	Jason Croom	TE	6-5	246	2/28/94	27	3	Tennessee	Norcross, GA	FA-20
	83	Caleb Wilson	TE	6-4	235	7/15/96	25	1	UCLA	Warner Robins, GA	W-Was-20
	85	Richard Rodgers	TE	6-4	257	1/22/92	29	7	California	Shrewsbury, MA	FA-20
	86	Zach Ertz	TE	6-5	250	11/10/90	30	9	Stanford	Danville, CA	D2-13
	88	Dallas Goedert	TE	6-5	256	1/3/95	26	4	South Dakota State	Britton, SD	D2-18
OFFENSIVE LINE	89	Hakeem Butler	TE	6-5	227	5/16/96	25	1	Iowa State	Fort Bend, TX	PS-Car-20
	51	Landon Dickerson	OL	6-6	333	9/30/98	22	R	Alabama	Hudson, NC	D2-21
	56	Isaac Seumalo	G	6-4	303	10/29/93	27	6	Oregon State	Corvallis, OR	D3-16
	61	Le'Raven Clark	T	6-5	311	4/22/93	28	6	Texas Tech	Rockdale, TX	FA-Ind-21
	62	Jason Kelce	C	6-3	295	11/5/87	33	11	Cincinnati	Cleveland, OH	D6a-11
	63	Jack Driscoll	T	6-5	312	4/1/97	24	2	Auburn	Madison, CT	D4b-20
	64	Brett Toth	T	6-6	304	9/1/96	24	3	Army	Charleston, SC	W-Ari-20
	65	Lane Johnson	T	6-6	317	5/8/90	31	9	Oklahoma	Groveton, TX	D1-13
	66	Ross Pierschbacher	C	6-4	315	6/5/95	26	2	Alabama	Cedar Falls, IA	PS-Was-20
	67	Nate Herbig	C/G	6-4	334	7/10/98	23	3	Stanford	Honolulu, HI	UDFA-19
	68	Jordan Mailata	T	6-8	346	3/31/97	24	4	---	Sydney, Australia	D7-18
	69	Matt Pryor	G/T	6-7	332	12/16/94	26	4	TCU	Lakewood, CA	D6-18
	72	Kayode Awosika	G	6-3	312	10/27/98	22	R	Buffalo	Maple Grove, MN	UDFA-21
	73	Harry Crider	C	6-3	307	5/18/99	22	R	Indiana	Columbus, IN	UDFA-21
	DEFENSIVE LINE	74	Luke Juriga	C	6-4	301	6/7/97	24	2	Western Michigan	Aurora, IL
76		Casey Tucker	T	6-6	315	9/26/95	25	1	Arizona State	Chandler, AZ	FA-21
77		Andre Dillard	T	6-5	315	10/3/95	25	3	Washington State	Woodinville, WA	D1-19
78		Sua Opeta	G	6-4	305	8/15/96	24	2	Weber State	Stansbury Park, UT	UDFA-19
79		Brandon Brooks	G	6-5	335	8/19/89	31	10	Miami (OH)	Milwaukee, WI	FA-Hou-16
55		Brandon Graham	DE	6-2	265	4/3/88	33	12	Michigan	Detroit, MI	D1-10
58		Genard Avery	DE	6-0	250	4/26/95	26	4	Memphis	Grenada, MS	T-Cle-19
61		Raequan Williams	DT	6-4	305	2/14/97	24	2	Michigan State	Chicago, IL	UDFA-20
64		Matt Leo	DE	6-7	280	5/8/92	29	1	Iowa State	Adelaide, Australia	FA-20
66		JaQuan Bailey	DE	6-2	260	5/28/97	24	R	Iowa State	Jacksonville, FL	UDFA-21
72		Marlon Tuipulotu	DT	6-2	307	5/31/99	22	R	USC	Independence, OR	D6a-21
74		Willie Henry	DT	6-3	288	3/20/94	27	4	Michigan	Cleveland, OH	FA-21
75		Tarron Jackson	DE	6-2	254	6/22/98	23	R	Coastal Carolina	Aiken, SC	D6b-21
76		T.Y. McGill	DT	6-0	299	11/23/92	28	7	North Carolina State	Jesup, GA	FA-20
90		Ryan Kerrigan	DE	6-4	265	8/16/88	32	11	Purdue	Muncie, IN	FA-Was-21
LB	91	Fletcher Cox	DT	6-4	310	12/13/90	30	10	Mississippi State	Yazoo City, MS	D1-12
	93	Milton Williams	DE	6-3	284	4/6/99	22	R	Louisiana Tech	Crowley, TX	D3-21
	94	Josh Sweat	DE	6-5	251	3/29/97	24	4	Florida State	Chesapeake, VA	D4b-18
	95	Joe Ostman	DE	6-3	259	7/12/95	26	2	Central Michigan	St. Ignace, MI	UDFA-18
	96	Derek Barnett	DE	6-3	259	6/25/96	25	5	Tennessee	Brentwood, TN	D1-17
	97	Javon Hargrave	DT	6-2	305	2/7/93	28	6	South Carolina State	Salisbury, NC	FA-Pit-20
	98	Hassan Ridgeway	DT	6-3	305	11/2/94	26	6	Texas	Mansfield, TX	T-Ind-19
	30	JaCoby Stevens	LB	6-1	212	7/19/98	23	R	LSU	Murfreesboro, TN	D6c-21
	48	Patrick Johnson	LB	6-2	240	1/10/98	23	R	Tulane	Chattanooga, TN	D7-21
	49	Alex Singleton	LB	6-2	240	12/7/93	27	3	Montana State	Thousand Oaks, CA	FA-19
	50	Eric Wilson	LB	6-1	230	9/26/94	26	5	Cincinnati	Redford, MI	FA-Min-21
	52	Davion Taylor	LB	6-1	230	8/5/98	22	2	Colorado	Magnolia, MS	D3-20
	53	Rashad Smith	LB	6-1	220	4/20/97	24	1	Florida Atlantic	Florida City, FL	FA-20
	54	Shaun Bradley	LB	6-1	240	4/8/97	24	2	Temple	Mount Holly, NJ	D6a-20
	57	T.J. Edwards	LB	6-1	242	8/12/96	24	3	Wisconsin	Lake Villa, IL	UDFA-19
DEFENSIVE BACKS	2	Darius Slay	CB	6-0	190	1/1/91	30	9	Mississippi State	Brunswick, GA	T-Det-20
	21	Andrew Adams	S	5-11	204	10/28/92	28	6	Connecticut	College Park, GA	FA-TB-21
	22	Marcus Epps	S	6-0	191	1/27/96	25	3	Wyoming	Huntington Beach, CA	W-Min-19
	23	Rodney McLeod	S	5-10	195	6/23/90	31	10	Virginia	Hyattsville, MD	FA-LAR-16
	27	Zech McPhearson	CB	5-11	191	3/21/98	23	R	Texas Tech	Upper Marlboro, MD	D4-21
	28	Anthony Harris	S	6-1	202	10/9/91	29	7	Virginia	Chesterfield, VA	FA-Min-21
	29	Avonte Maddox	CB	5-9	184	3/31/96	25	4	Pittsburgh	Detroit, MI	D4a-18
	31	Craig James	CB	5-10	195	4/29/96	25	3	Southern Illinois	Edwardsville, IL	FA-19
	32	Nate Meadors	DB	5-11	194	2/13/97	24	1	UCLA	San Bernardino, CA	FA-21
	36	Shakial Taylor	CB	6-0	181	12/27/96	24	3	Kansas	Scottsdale, AZ	W-NYG-21
	37	Grayland Arnold	S	5-10	187	9/4/97	23	2	Baylor	Kountze, TX	UDFA-20
	38	Michael Jacquet	CB	6-1	203	1/29/97	24	2	Louisiana	Beaumont, TX	UDFA-20
	39	Elijah Riley	S	5-11	214	6/12/98	23	1	Army	Selden, NY	UDFA-20
	41	Kevon Seymour	CB	6-0	185	11/30/93	27	4	USC	Pasadena, CA	FA-20
	42	K'Von Wallace	S	5-11	205	7/25/97	23	2	Clemson	Highland Springs, VA	D4a-20
46	Josiah Scott	CB	5-9	185	4/5/99	22	2	Michigan State	Hamilton, OH	T-Jax-21	
47	Lavert Hill	CB	5-10	190	10/3/98	22	1	Michigan	Detroit, MI	FA-20	
ST	4	Jake Elliott	K	5-9	167	1/21/95	26	5	Memphis	La Grange, IL	PS-Cin-17
	8	Arryn Siposs	P	6-2	212	11/25/92	28	1	Auburn	Melbourne, Australia	FA-21
	45	Rick Lovato	LS	6-2	249	9/9/92	28	5	Old Dominion	Middletown, NJ	FA-16

ROSTER BREAKDOWN



HOW ACQUIRED		
Year	Player	Acq
2010	Brandon Graham	D1
2011	Jason Kelce	D6a
2012	Fletcher Cox	D1
2013	Lane Johnson	D1
	Zach Ertz	D2
2016	Isaac Seumalo	D3
	Brandon Brooks	FA-Hou
	Rodney McLeod	FA-LAR
	Rick Lovato	FA
2017	Derek Barnett	D1
	Jake Elliott	PS-Cin
2018	Dallas Goedert	D2
	Avonte Maddox	D4a
	Josh Sweat	D4b
	Matt Pryor	D6
	Jordan Mailata	D7
	Joe Ostman	UDFA
	Boston Scott	PS-NO
2019	Andre Dillard	D1
	Miles Sanders	D2a
	J.J. Arcega-Whiteside	D2b
	Craig James	FA
	Alex Singleton	FA
	Greg Ward	FA
	T.J. Edwards	UDFA
	Nate Herbig	UDFA
	Sua Opeta	UDFA
	Genard Avery	T-Cle
	Hassan Ridgeway	T-Ind
	Marcus Epps	W-Min
	Elijah Holyfield	PS-Car
2020	Jalen Reagor	D1
	Jalen Hurts	D2
	Davion Taylor	D3
	K'Von Wallace	D4a
	Jack Driscoll	D4b
	John Hightower	D5
	Shaun Bradley	D6a
	Quez Watkins	D6b
	Javon Hargrave	FA-Pit
	Jason Croom	FA
	Lavert Hill	FA
	Jordan Howard	FA
	Matt Leo	FA
	T.Y. McGill	FA
	Richard Rodgers	FA
	Kevon Seymour	FA
	Rashad Smith	FA
	Grayland Arnold	UDFA
	Michael Jacquet	UDFA
	Luke Juriga	UDFA
	Adrian Killins	UDFA
	Elijah Riley	UDFA
	Raequan Williams	UDFA
	Darius Slay	T-Det
	Travis Fulgham	W-GB
	Jason Huntley	W-Det
	Brett Toth	W-Ari
	Caleb Wilson	W-Was
	Hakeem Butler	PS-Car
	Ross Pierschbacher	PS-Was
2021	DeVonta Smith	D1
	Landon Dickerson	D2
	Milton Williams	D3
	Zech McPhearson	D4
	Kenneth Gainwell	D5
	Marlon Tuipulotu	D6a
	Tarron Jackson	D6b
	JaCoby Stevens	D6c
	Patrick Johnson	D7
	Andrew Adams	FA-TB
	Le'Raven Clark	FA-Ind
	Joe Flacco	FA-NYJ
	Anthony Harris	FA-Min
	Ryan Kerrigan	FA-Was
	Nick Mullens	FA-SF
	Eric Wilson	FA-Min
	Willie Henry	FA
	Tyree Jackson	FA
	Nate Meadors	FA
	Arryn Siposs	FA
	Casey Tucker	FA
	Michael Walker	FA
	Jhamon Ausbon	UDFA
	Kayode Awosika	UDFA
	JaQuan Bailey	UDFA
	Harry Crider	UDFA
	Jack Stoll	UDFA
	Josiah Scott	T-Jax
	Kerryon Johnson	W-Det
	Shakial Taylor	W-Ind

BY DRAFT ROUND			
Rd	Player	Team	Year
1st	Joe Flacco	Bal	2008
	Brandon Graham	Phi	2010
	Ryan Kerrigan	Was	2011
	Fletcher Cox	Phi	2012
	Lane Johnson	Phi	2013
	Derek Barnett	Phi	2017
	Andre Dillard	Phi	2019
	Jalen Reagor	Phi	2020
	DeVonta Smith	Phi	2021
2nd	Zach Ertz	Phi	2013
	Darius Slay	Det	2013
	Dallas Goedert	Phi	2018
	Kerryon Johnson	Det	2018
	J.J. Arcega-Whiteside	Phi	2019
	Miles Sanders	Phi	2019
	Jalen Hurts	Phi	2020
	Landon Dickerson	Phi	2021
3rd	Brandon Brooks	Hou	2012
	Richard Rodgers	GB	2014
	Le'Raven Clark	Ind	2016
	Javon Hargrave	Pit	2016
	Isaac Seumalo	Phi	2016
	Davion Taylor	Phi	2020
	Milton Williams	Phi	2021
4th	Willie Henry	Bal	2016
	Hassan Ridgeway	Ind	2016
	Avonte Maddox	Phi	2018
	Josh Sweat	Phi	2018
	Hakeem Butler	Ari	2019
	Jack Driscoll	Phi	2020
	Josiah Scott	Jax	2020
	K'Von Wallace	Phi	2020
	Zech McPhearson	Phi	2021
5th	Jordan Howard	Chi	2016
	Jake Elliott	Cin	2017
	Genard Avery	Cle	2018
	Ross Pierschbacher	Was	2019
	John Hightower	Phi	2020
	Jason Huntley	Det	2020
	Kenneth Gainwell	Phi	2021
6th	Jason Kelce	Phi	2011
	Kevon Seymour	Buf	2016
	Matt Pryor	Phi	2018
	Boston Scott	NO	2018
	Marcus Epps	Min	2019
	Travis Fulgham	Det	2019
	Shaun Bradley	Phi	2020
	Quez Watkins	Phi	2020
	Tarron Jackson	Phi	2021
	JaCoby Stevens	Phi	2021
	Marlon Tuipulotu	Phi	2021
7th	Jordan Mailata	Phi	2018
	Caleb Wilson	Ari	2019
	Patrick Johnson	Phi	2021
FA	Rodney McLeod	StL	2012
	Anthony Harris	Min	2015
	Rick Lovato	Chi	2015
	T.Y. McGill	Sea	2015
	Alex Singleton	Sea	2015
	Andrew Adams	NYG	2016
	Jason Croom	Buf	2017
	Nick Mullens	SF	2017
	Greg Ward	Phi	2017
	Eric Wilson	Min	2017
	Craig James	Min	2018
	Joe Ostman	Phi	2018
	T.J. Edwards	Phi	2019
	Nate Herbig	Phi	2019
	Elijah Holyfield	Car	2019
	Tyree Jackson	Buf	2019
	Nate Meadors	Min	2019
	Sua Opeta	Phi	2019
	Shakial Taylor	Ind	2019
	Brett Toth	Phi	2019
	Casey Tucker	Phi	2019
	Michael Walker	Jax	2019
	Grayland Arnold	Phi	2020
	Lavert Hill	KC	2020
	Michael Jacquet	Phi	2020
	Luke Juriga	Phi	2020
	Adrian Killins	Phi	2020
	Arryn Siposs	Det	2020
	Rashad Smith	Chi	2020
	Raequan Williams	Phi	2020
	Jhamon Ausbon	Phi	2021
	Kayode Awosika	Phi	2021
	JaQuan Bailey	Phi	2021
	Harry Crider	Phi	2021
	Jack Stoll	Phi	2021

BY EXPERIENCE			
Player	Exp	G/S	w/Phi
Joe Flacco	14	176/175	0/0
Brandon Graham	12	159/102	
Jason Kelce	11	142/142	
Ryan Kerrigan	11	156/141	0/0
Brandon Brooks	10	112/106	62/62
Fletcher Cox	10	140/134	
Rodney McLeod	10	126/110	62/62
Zach Ertz	9	117/82	
Lane Johnson	9	99/99	
Darius Slay	9	118/108	15/14
Anthony Harris	7	81/47	0/0
T.Y. McGill	7	44/0	9/0
Richard Rodgers	7	85/28	22/4
Andrew Adams	6	73/32	0/0
Le'Raven Clark	6	47/15	0/0
Javon Hargrave	6	78/63	15/11
Jordan Howard	6	64/52	12/5
Hassan Ridgeway	6	48/11	14/5
Isaac Seumalo	6	61/40	
Derek Barnett	5	48/30	
Jake Elliott	5	63/0	
Rick Lovato	5	71/0	67/0
Eric Wilson	5	64/25	0/0
Genard Avery	4	37/5	19/0
Dallas Goedert	4	42/26	
Willie Henry	4	18/3	0/0
Kerryon Johnson	4	34/16	0/0
Avonte Maddox	4	35/23	
Jordan Mailata	4	15/10	
Nick Mullens	4	19/16	0/0
Matt Pryor	4	27/10	
Kevon Seymour	4	33/5	2/0
Josh Sweat	4	39/3	
J.J. Arcega-Whiteside	3	24/5	
Jason Croom	3	19/3	4/0
Andre Dillard	3	16/4	
T.J. Edwards	3	28/16	
Marcus Epps	3	29/5	21/5
Travis Fulgham	3	16/8	13/8
Nate Herbig	3	17/12	
Craig James	3	21/1	18/1
Miles Sanders	3	28/22	
Boston Scott	3	29/6	
Alex Singleton	3	26/11	
Shakial Taylor	3	5/0	0/0
Brett Toth	3	6/1	
Greg Ward	3	23/13	
Grayland Arnold	2	6/0	
Shaun Bradley	2	15/0	
Jack Driscoll	2	11/4	
John Hightower	2	13/4	
Jason Huntley	2	5/0	
Jalen Hurts	2	15/4	
Michael Jacquet	2	7/2	
Luke Juriga	2	13/0	
Sua Opeta	2	8/2	
Joe Ostman	2	3/0	
Ross Pierschbacher	2	8/0	3/0
Jalen Reagor	2	11/11	
Josiah Scott	2	6/0	0/0
Davion Taylor	2	12/1	
Michael Walker	2	7/0	0/0
K'Von Wallace	2	15/3	
Quez Watkins	2	6/0	
Raequan Williams	2	6/0	
Hakeem Butler	1	2/0	
Lavert Hill	1	0/0	
Elijah Holyfield	1	1/0	
Tyree Jackson	1	0/0	
Adrian Killins	1	1/0	
Matt Leo	1	0/0	
Nate Meadors	1	3/0	0/0
Elijah Riley	1	5/0	
Arryn Siposs	1	0/0	
Rashad Smith	1	2/0	
Casey Tucker	1	0/0	
Caleb Wilson	1	5/0	
Jhamon Ausbon	R	0/0	
Kayode Awosika	R	0/0	
JaQuan Bailey	R	0/0	
Harry Crider	R	0/0	
Landon Dickerson	R	0/0	
Kenneth Gainwell	R	0/0	
Tarron Jackson	R	0/0	
Patrick Johnson	R	0/0	
Zech McPhearson	R	0/0	
DeVonta Smith	R	0/0	
JaCoby Stevens	R	0/0	
Jack Stoll	R	0/0	
Marlon Tuipulotu	R	0/0	
Milton Williams	R	0/0	

- ▶ **06-14-21** - Agreed to terms with QB **Nick Mullens**
- ▶ **06-11-21** - Signed TE **Richard Rodgers** ... Agreed to terms with WR **Michael Walker**
- ▶ **06-09-21** - Waived QB **Jamie Newman** and WR **Khalil Tate** ... Waived/injured WR **Trevon Grimes**
- ▶ **06-07-21** - Signed LB **JaCoby Stevens**
- ▶ **06-04-21** - Signed DT **Marlon Tuipulotu**, DE **Tarron Jackson** and LB **Patrick Johnson**
- ▶ **06-03-21** - Signed WR **DeVonta Smith**, DT **Milton Williams**, CB **Zech McPhearson** and RB **Kenneth Gainwell**
- ▶ **05-25-21** - Signed DT **Willie Henry** ... Waived LB **Joe Bachie**
- ▶ **05-19-21** - Signed T **Le'Raven Clark**
- ▶ **05-18-21** - Acquired CB **Josiah Scott** from Jacksonville in exchange for CB **Jameson Houston** and a 2023 6th-round draft choice ... Signed T **Casey Tucker**
- ▶ **05-17-21** - Agreed to terms with DE **Ryan Kerrigan**
- ▶ **05-14-21** - Signed DB **Nate Meadors** ... Signed UDFAs: WR **Jhamon Ausbon**, G **Kayode Awoyika**, DE **JaQuan Bailey**, C **Harry Crider**, WR **Trevon Grimes**, QB **Jamie Newman** and TE **Jack Stoll**
- ▶ **05-07-21** - Claimed RB **Kerryon Johnson** off waivers
- ▶ **05-01-21** - Selected CB **Zech McPhearson** with the 123rd pick in the 2021 NFL Draft ... Selected RB **Kenneth Gainwell** with the 150th pick in the 2021 NFL Draft ... Traded picks No. 225 and No. 240 to Washington in exchange for a 2022 5th-round draft choice ... Selected DT **Marlon Tuipulotu** with the 189th pick in the 2021 NFL Draft ... Selected DE **Tarron Jackson** with the 191st pick in the 2021 NFL Draft ... Selected LB **JaCoby Stevens** with the 224th pick in the 2021 NFL Draft ... Selected LB **Patrick Johnson** with the 234th pick in the 2021 NFL Draft
- ▶ **04-30-21** - Selected C **Landon Dickerson** with the 37th pick in the 2021 NFL Draft ... Traded pick No. 70 to Carolina in exchange for picks No. 73 and No. 191 ... Selected DT **Milton Williams** with the 73rd pick in the 2021 NFL Draft
- ▶ **04-29-21** - Traded picks No. 12 and No. 84 to Dallas in exchange for pick No. 10 ... Selected WR **DeVonta Smith** with the 10th pick in the 2021 NFL Draft
- ▶ **04-07-21** - Agreed to terms with RB **Jordan Howard** and LB **Eric Wilson** on 1-year contracts
- ▶ **04-01-21** - Signed RB **Boston Scott** to exclusive rights tender
- ▶ **03-29-21** - Signed WR **Greg Ward** to exclusive rights tender
- ▶ **03-26-21** - Acquired a 2021 1st-round draft choice (No. 12 overall), a 2021 4th-round draft choice (No. 123 overall), and a 2022 1st-round draft choice from Miami in exchange for a 2021 1st-round draft choice (No. 6 overall) and a 2021 5th-round draft choice (No. 156 overall)
- ▶ **03-25-21** - Signed LB **Alex Singleton** to exclusive rights tender
- ▶ **03-23-21** - Agreed to terms on 1-year contract with QB **Joe Flacco** ... Waived/non-football injury WR **Deontay Burnett**
- ▶ **03-20-21** - Agreed to terms with S **Anthony Harris** on 1-year contract
- ▶ **03-18-21** - Agreed to terms with S **Andrew Adams** and DT **Hassan Ridgeway**
- ▶ **03-17-21** - Traded QB **Carson Wentz** to Indianapolis in exchange for 2021 3rd-round draft choice and conditional 2022 1st-round draft choice ... Signed RB **Adrian Killins** ... Released DT **Malik Jackson** and WR **Alshon Jeffery**
- ▶ **03-15-21** - Signed DE **Brandon Graham** to 1-year contract extension through 2022
- ▶ **03-09-21** - Released S **Blake Countess** and DT **Treyvon Hester**
- ▶ **02-19-21** - Released WR **DeSean Jackson**
- ▶ **02-16-21** - Claimed CB **Shakial Taylor** off waivers
- ▶ **01-13-21** - Signed P **Arryn Siposs** and WR **Khalil Tate** to reserve/future contracts
- ▶ **01-08-21** - Signed CB **Kevon Seymour** to reserve/future contract
- ▶ **01-07-21** - Signed TE **Tyree Jackson** to reserve/future contract
- ▶ **01-04-21** - Agreed to terms on 1-year contract with DT **T.Y. McGill** ... Signed the following players to reserve/future contracts: WR **Deontay Burnett**, TE **Hakeem Butler**, S **Blake Countess**, DT **Treyvon Hester**, CB **Lavert Hill**, RB **Elijah Holyfield**, CB **Jameson Houston**, DE **Matt Leo** and DE **Joe Ostman**



FRONT OFFICE & COACHING STAFF



FRONT OFFICE & COACHING STAFF

PLAYER BIOS

2020 EAGLES STATS

RECORD BOOK

ALL-TIME RESULTS

ALL-TIME ROSTERS

HONORS & HISTORY

YEAR-BY-YEAR STATS

OFF THE FIELD



JEFFREY LURIE

CHAIRMAN AND CHIEF EXECUTIVE OFFICER



NFC East Championships (9): '01 • '02 • '03 • '04 • '06 • '10 • '13 • '17 • '19

NFC Championship Games (6): '01 • '02 • '03 • '04 • '08 • '17 Super Bowl Appearances (2): '04 • '17

Super Bowl Champion: 2017 (LII)

Jeffrey Lurie embarks on his 28th season as Chairman and Chief Executive Officer of the Philadelphia Eagles. Lurie purchased the franchise on May 6, 1994, and assembled an organizational infrastructure that reflected the pride and passion of the region, where tireless work ethic and innovation deeply coincides with consistent results. This commitment to excellence at the highest level launched an unprecedented era of success, ultimately cementing the foundation of the first Super Bowl Championship in team history, when the Philadelphia Eagles defeated the New England Patriots, 41-33, in **Super Bowl LII** on February 4, 2018.

The Eagles, today regarded among the most prominent franchises in professional sports, began their ascent during the first full year of Lurie's ownership in 1995 and have since grown into a customary presence in the NFL's postseason. The Eagles are one of nine teams with multiple Super Bowl appearances (XXXIX and LII) since 2004 and lead the NFC (tied for second overall) in conference title games (six) dating back to 2001. In addition, the Eagles have captured nine of their 11 all-time NFC East Championships since 2001, which leads the division in that span.

Overall, the Philadelphia Eagles have made the playoffs 15 times under Lurie's direction and are tied for the fifth-most postseason bids in the NFL since the turn of the century (13), including trips in three of the last four seasons. During that stretch, the Eagles became just the fourth franchise to win a Super Bowl and then follow it with back-to-back playoff appearances since 1994, when the league's salary cap was introduced. Furthermore, including the postseason, the Eagles own the sixth-highest winning percentage (.577, 208-152-2) in the NFL since 2000.

Lurie's blueprint for success has had a profound impact on the field, leading to a greater overall winning percentage (.546, 250-208-3), more playoff games (29), and more playoff victories (15) than all prior ownership groups combined. That model, however, is not just limited to football, as the Philadelphia Eagles organization has wholly embraced a championship mentality in all aspects of its operations, especially in the community.

EAGLES AUTISM FOUNDATION

A thoughtful and compassionate philanthropist with family ties to autism, Lurie is devoted to raising critical research funds for the developmental disorder and has leveraged his resources as a professional sports owner to turn autism awareness into action.

In 2019, Lurie expanded on this commitment by launching the team's signature philanthropic initiative – the Eagles Autism Foundation – to help drive scientific breakthroughs and establish Philadelphia as a major center for autism research and care. The foundation has centralized all of its autism efforts to create a larger impact and has raised more than \$10 million for institutions focused on autism research.

Through the Eagles Autism Foundation, the organization has been viewed nationally as a progressive leader in the autism community. The Eagles became one of the first sports franchises in the country to build a state-of-the-art sensory room, presented by the Children's Hospital of Philadelphia, and received Sensory Inclusive Certification for Lincoln Financial Field in partnership with Kulture City. The Eagles also became the first professional sports team to partner with Popcorn for the People,



On February 4, 2018, Lurie helped deliver the first Super Bowl championship in franchise history to the city of Philadelphia. The Eagles defeated the New England Patriots, 41-33, in Super Bowl LII at U.S. Bank Stadium in Minneapolis, MN.



Lurie poses for a picture with participants at the finish line of the second-annual Eagles Autism Challenge on May 18, 2019. The Eagles Autism Foundation has raised more than \$10 million to support autism research and care throughout the Philadelphia region.

a nonprofit organization dedicated to creating meaningful employment for those with autism and developmental disabilities. Most notably, the foundation’s annual cycling and 5K run/walk event – the Eagles Autism Challenge presented by Lincoln Financial Group – contributes 100 percent of participant-raised funds to autism research and care.

To ensure the most transformational projects are funded through the Eagles Autism Foundation, Lurie organizes a nationally recognized independent peer review panel each year that is tasked with evaluating and approving submitted proposals. A total of 43 research projects, postdoctoral fellowships and community grants have been funded for exploratory work in the field of autism thanks to the foundation.

On May 8, 2019, Lurie was presented the Commitment to Cures Award by the American Brain Foundation for his ongoing work to find cures for neurodevelopmental diseases and disorders.

Additionally, Lurie is a director of the NLM Family Foundation, which devotes significant resources to autism research and education, and he also established the Lurie Family Foundation to strengthen the efforts toward autism research.

COVID-19 RELIEF EFFORTS

In response to the coronavirus pandemic, Lurie, in consultation with leading institutions, carefully assessed the short-term and long-term needs of communities and frontline workers combating the global health crisis and continues to commit substantial resources toward philanthropic aide.

Lurie contributed \$1 million to Penn Medicine on April 3, 2020, to establish the COVID-19 Immunology Defense Fund, which is an emerging research program that aims to address critical needs as the pandemic evolves. The priorities of the program range between creating rapid diagnostic testing, finding drugs that work against the virus, and developing potential vaccines.

On April 21, 2020, Lurie and the Eagles announced \$1 million in donations helping COVID-19 relief efforts throughout the Philadelphia area, focusing on providing critical assistance to the well-being of essential healthcare workers and their families, as well as supporting local businesses. The funds included \$300,000 to purchase N-95 masks for local healthcare systems; \$250,000 to the American Red Cross to maintain a sufficient blood supply; \$225,000 in gift cards to local businesses for essential healthcare workers; \$100,000 to Thomas Jefferson University Hospital’s Better Together Fund, which assists employees and students facing unforeseen hardships during the crisis; \$55,000 to Vision To Learn, which will ensure continuity of the Eagles Eye Mobile program in the region’s schools; \$35,000 to the JFCS of Greater Philadelphia to expand services for the Helping Healthcare Heroes Support Group; and \$35,000 to the Uplift Center for Grieving Children, helping expand mental health services for essential healthcare workers and their families.

The Eagles have also planned 11 community blood drives at Lincoln Financial Field since the start of the pandemic. To date, these drives have yielded enough pints of blood to help nearly 2,000 patients.

Additionally, on June 5, 2021, the Eagles partnered with the City of Philadelphia and the Philadelphia Fire Department on a community-wide vaccination initiative. The combined effort, which is supported by the Eagles Eye Mobile, involves several clinics that will be offering free COVID-19 vaccines to residents throughout the summer.

CHAMPIONS IN THE COMMUNITY

One of Lurie’s first philanthropic endeavors was the creation of the team’s nonprofit charitable wing in 1995. For 20 years, the Eagles Youth Partnership served more than 50,000 at-risk children in the Greater Philadelphia region annually with a focus on health and education programming. In 2015, Lurie oversaw the Eagles Youth Partnership’s transition to the Eagles Charitable Foundation that now provides children in the

EAGLES SUPER BOWL NOTES

- The Philadelphia Eagles are one of nine NFL franchises (one of four in the NFC) with multiple Super Bowl appearances (XXXIX and LII) since the 2004 season, joining the New England Patriots (seven), Pittsburgh Steelers (three), Seattle Seahawks (three), Denver Broncos (two), Indianapolis Colts (two), Kansas City Chiefs (two), New York Giants (two) and San Francisco 49ers (two).
- The Eagles are one of only four NFL teams to win a Super Bowl and then follow it with back-to-back playoff appearances since 1994, when the league’s salary cap was introduced (also New England, San Francisco and Seattle).

MOST CONFERENCE TITLE GAMES SINCE 2001

Rk	Team	Total
1.	New England Patriots.....	13
2t.	Philadelphia Eagles	6
	Green Bay Packers	6
	Pittsburgh Steelers.....	6
5t.	Indianapolis Colts.....	4
	San Francisco 49ers	4

MOST NFC EAST CHAMPIONSHIPS SINCE 2001

Rk	Team	Total
1.	Philadelphia Eagles	9
2.	Dallas Cowboys.....	5
3t.	New York Giants	3
	Washington.....	3

MOST PLAYOFF APPEARANCES SINCE 2000

Rk	Team	Total
1.	New England Patriots.....	17
2t.	Green Bay Packers	15
	Indianapolis Colts.....	15
4.	Seattle Seahawks	14
5t.	Philadelphia Eagles	13
	Baltimore Ravens.....	13
	Pittsburgh Steelers.....	13

MOST PLAYOFF VICTORIES SINCE 2000

Rk	Team	Total
1.	New England Patriots.....	30
2.	Baltimore Ravens.....	16
3.	Pittsburgh Steelers.....	15
4t.	Philadelphia Eagles	14
	Green Bay Packers	14
	Seattle Seahawks	14

MOST WINNING SEASONS SINCE 1995

Rk	Team	Total
1.	New England Patriots.....	22
2.	Green Bay Packers	20
3.	Pittsburgh Steelers.....	19
4.	Indianapolis Colts.....	18
5t.	Philadelphia Eagles	16
	Kansas City Chiefs.....	16
	Seattle Seahawks	16

HIGHEST WINNING PERCENTAGE SINCE 2000

Rk	Team	W-L	Pct
1.	New England Patriots.....	274-103.....	.727
2.	Pittsburgh Steelers.....	232-128-2.....	.644
3.	Green Bay Packers	224-138-2.....	.618
4.	Indianapolis Colts.....	221-142.....	.609
5.	Baltimore Ravens.....	217-146.....	.598
6.	Philadelphia Eagles	208-152-2.....	.577

(Including playoffs)

local community with greater access to vision care and autism research and services. Its signature program – the Eagles Eye Mobile – travels to local schools to provide free eye exams and prescription eyeglasses to under- and uninsured students in partnership with Vision To Learn.

Under Lurie’s direction, the Eagles launched the groundbreaking Go Green initiative in 2003 aimed at reducing the organization’s footprint on the environment and creating programs that improve quality of life in the Philadelphia region. In December 2018, Lincoln Financial Field was awarded LEED Gold certification by the U.S. Green Building Council. Additionally, the Eagles are the first professional sports team in the world to receive the prestigious ISO 20121 Event Sustainability Management System certification.

In 2011, in acknowledgment of the organization’s commitment to the community, as well as their Tackling Breast Cancer and Go Green campaigns, the Eagles were presented with the coveted Sports Team of the Year Award by Beyond Sport.

Finally, over the past three years, the Eagles Social Justice Council, a committee of select players and Eagles staff, awarded over \$1.3 million to local Philadelphia organizations working to improve education, mentoring, health services, criminal justice reform, reentry programs, and workplace development.

During the 2018 offseason, Lurie was honored by the Fritz Pollard Alliance with the Paul “Tank” Younger Award. The award is granted annually to an NFL executive, coach, or owner who promotes gender and racial diversity. Lurie’s efforts to foster civic responsibility throughout the organization have also led the Eagles to be recognized by many for supporting social justice and human rights initiatives. Lurie was the recipient of the Torch of Liberty Award conferred by the Anti-Defamation League of Philadelphia and a year later was honored by Philadelphia’s Operation Understanding, an acclaimed group that advances interracial harmony among future leaders of the African American and Jewish communities.

PROGRESSIVE LEADERSHIP

Widely considered one of the most progressive owners in professional sports, Lurie embraces innovative thought. His commitment to enhancing every element of the organization through forward-thinking decisions has been a hallmark of his tenure as Chairman and Chief Executive Officer.

Lurie invests in both people and ideas. Throughout his ownership, he has gone beyond traditional football practices by focusing on infusing talented individuals from other industries into the Eagles’ business operations. As a result, the Philadelphia Eagles have become a leader in professional sports with regards to gender diversity in the workplace.

The Eagles’ organic effort toward staying ahead of the curve and mining for value where others may not see it has also been fundamental to the football team’s success over the years.

During the 2021 offseason, Lurie hired a 39-year-old first-time head coach in **Nick Sirianni** – the second-youngest head coach in Eagles history – following a highly productive, three-year stint as the Indianapolis Colts’ offensive coordinator. Sirianni, who has helped coach three different players to *Associated Press* Comeback Player of the Year honors, guided the Colts to numerous top-10 rankings in major offensive categories.

Doug Pederson was hired by the Eagles as a first-time head coach during the 2016 offseason. In his second year at the helm, Pederson led the team to its first Super Bowl Championship in franchise history when the Philadelphia Eagles outdueled the New England Patriots in **Super Bowl LII**.

In 1999, Lurie found a match with former Green Bay Packers quarterbacks coach **Andy Reid**, who at 40 years old took on a lead role for the first time in his career and was also the second-youngest head coach in the NFL at the time of his hiring. Reid enjoyed a 14-year stay with Philadelphia (franchise record) and became the winningest head



coach (140-102-1, .578 – including playoffs) in Eagles history. Named the 2002 NFL Coach of the Year by the *Associated Press*, Reid led the team to nine postseasons, which included five conference title games and an appearance in Super Bowl XXXIX.

Lurie's first head coaching hire, **Ray Rhodes**, came to Philadelphia in 1995 as just the third African American head coach in modern NFL history. In his first season with the Eagles, Rhodes guided the team to a 10-6 regular-season record and playoff berth and earned *Associated Press* NFL Coach of the Year honors.

Each of Lurie's first four head coaching hires have achieved double-digit win totals and playoff appearances within their first two seasons.

Lurie, who was named NFL Owner of the Year by *Sporting News* in 1995 and by *Pro Football Insider* in 2000, currently serves on numerous NFL committees, including the Finance Committee, Media Committee, International Committee, and the Super Bowl & Major Events Advisory Committee.

BUILDING A NEW HOME

After purchasing the Eagles, Lurie recognized that the organization's facilities needed a total reconstruction, which required the design and relocation of its office headquarters, practice facility, and stadium. He immediately committed to providing the franchise with everything it needed to succeed and constructed two state-of-the-art facilities in South Philadelphia – the NovaCare Complex (2001) and Lincoln Financial Field (2003).

Although Lincoln Financial Field was erected specifically to house its primary tenant, the Philadelphia Eagles, Lurie also created a multidimensional event destination that could hold a wide variety of events. Fittingly, the first ticketed event at the new stadium was a soccer match between Manchester United and FC Barcelona in August 2003, followed by a Bruce Springsteen concert soon after.

Since then, Lincoln Financial Field has continued to evolve with an ever-changing entertainment landscape and underwent a two-year, \$125 million revitalization in 2013. Over the years, the venue has hosted high-profile events including sold-out concerts, national and international soccer matches, the NCAA Lacrosse Championships, the Army-Navy game, Monster Jam, Temple University football games, and more.

FILM CAREER

Prior to purchasing the Philadelphia Eagles, Lurie joined General Cinema Corporation, a major movie theater company founded by his grandfather, Philip Smith. Two years later, he started Chestnut Hill Productions and produced a variety of theatrical and television movies. In 2008, Lurie established Screen Pass Pictures and served as an executive producer of *Inside Job*, the 2010 documentary film, which earned the Academy Award for Best Documentary Feature, and *Inocente*, which earned an Academy Award for Best Short Documentary in 2013. Most



recently, Lurie formed Play/Action Pictures to produce socially impactful documentary films, including *Totally Under Control* (2020), *Summer of Soul* (2021), *MLK/FBI* (2020), and *The Meaning of Hitler* (2020).

PERSONAL

Lurie's passion and love of sports began when he was a young boy growing up outside of Boston. Lurie became an avid fan of the NFL and all the major leagues after watching the first ever sudden-death overtime NFL Championship between the Baltimore Colts and the New York Giants in 1958.

Prior to entering business, Lurie served as an adjunct assistant professor of social policy at Boston University. He earned a B.A. from Clark University, a master's in psychology from Boston University, and a Ph.D. in social policy from Brandeis University. Lurie returned to his college campus in May 2019 and served as Clark University's commencement speaker to the graduating class.

Born on September 8, 1951, Lurie has two children. He resides in the Philadelphia area with his wife, Tina. In his free time, he enjoys traveling, golfing, tennis, movies, music, and discovering great restaurants.



DON SMOLENSKI

PRESIDENT



NFL Experience: 24th Year (24th with Eagles)
College: Amherst College **Hometown:** Pittsford, NY

Super Bowl Champion: 2017 (LII)

Don Smolenski, now in his 24th season with the organization, was named team president in 2012 after originally joining the team in 1998 as chief financial officer. Prior to being promoted to his current post, he was named senior vice president/chief financial officer in 2001 and later the team's chief operating officer in 2010.

As president, Smolenski directs the club's business and strategic efforts, including sales, marketing, communications, and operations. He has played a key role in significant projects from the construction of Lincoln Financial Field to the club's internationally recognized environmental and philanthropic programs. During his tenure as president, Smolenski has infused energy and creativity throughout the organization with his engaging leadership style. In 2015, he was named to the Most Admired CEOs list by the *Philadelphia Business Journal* and under his leadership, the Eagles were named to Philly.com's Top Workplaces list in 2016, 2018, and 2020.

During his time as the team's president, Smolenski and the Eagles realized their first Super Bowl victory in franchise history after defeating the New England Patriots, 41-33, in **Super Bowl LII**.

In his first year as president, Smolenski spearheaded a two-year, \$125 million Lincoln Financial Field revitalization project that added 1,600 seats, HD video boards, and graphics paying tribute to the team's history. In 2019, Smolenski's leadership was instrumental to the Lincoln Financial Group naming-rights extension, which ensured that the Eagles would play at Lincoln Financial Field through 2032. Over the years, Lincoln Financial Field has hosted high-profile events including sold-out concerts, national and international soccer matches, the NCAA Lacrosse Championships, the Army-Navy Game, Monster Jam, Temple University football, and more.

As part of Smolenski's commitment to offering guests a safe, clean, and friendly experience at Lincoln Financial Field, the Eagles were credited with a SAFETY Act designation, one of the highest levels of accreditation offered by the United States Department of Homeland Security, in August 2020. One month later, in September 2020, Lincoln Financial Field achieved the distinguished Global Biorisk Advisory Council (GBAC) STAR accreditation for implementing stringent protocols for cleaning, disinfection, and infectious disease prevention.

Smolenski plays an important role in the team's environmental initiatives. As a result of their Go Green program, the Eagles have emerged as a leader in environmental stewardship in the sports industry. Those focus areas include conservation efforts, recycling programs, and the use of renewable energy. Under his leadership, Lincoln Financial Field has achieved LEED Gold status, and the organization became the first professional sports team to receive ISO 20121 certification, an international standard designed to help organizations integrate sustainability into management practices and processes.

In 2018, Smolenski helped launch the Eagles Autism Challenge, a one-day bike ride and family-friendly 5K run/walk dedicated to raising funds for cutting-edge autism research and care. In 2019, the team's signature fundraising event expanded and led to the formation of the Eagles Autism Foundation, a new charitable endeavor that unified the team's various autism activities into one organization. Through its mission to turn autism awareness into action, the Eagles became one of the first sports franchises to build a state-of-the-art sensory room in its home stadium, have partnered with organizations to help combat the

unemployment rate in the autism community, and have even leveraged home games and open practices to drive critical funds. In February 2021, the Eagles Autism Foundation eclipsed the \$10 million raised mark over its first three years as a result of more than \$260,000 having been collected through the Eagles Fan Cutout program during the 2020 season.

In 2013, Smolenski helped launch the Eagles Care initiative which forges annual, strategic partnerships with five local non-profit organizations in an effort to deepen the team's community impact. Since the program's establishment, the team has welcomed 32 charitable organizations to the Eagles Care family.

In addition to his leadership roles within the Eagles organization, Smolenski is the co-chair of Children's Hospital of Philadelphia (CHOP) Corporate Council, which is comprised of top executives from the region who believe in the hospital's mission, are committed to advancing its research and clinical priorities, and are dedicated to the health and economic growth of Greater Philadelphia. He is also a member of the Greater Philadelphia Chamber of Commerce Board, the FM Global Advisory Board, and is involved with Leadership Philadelphia, a non-profit organization that promotes leadership and community involvement.

In 2019, Smolenski was appointed chair of the PHL Sports Advisory Board. PHL Sports is a business development division of the Philadelphia Convention and Visitors Bureau (PHLCVB), which brings together the area sports community to attract major events to Philadelphia. In 2017, in partnership with PHL Sports, Smolenski assisted in bringing the NFL Draft back to Philadelphia for the first time since 1961.

Smolenski serves as the treasurer of the team's public charity, Eagles Charitable Foundation, which provides children in the Philadelphia region greater access to vision care.

Before joining the Eagles, Smolenski served as chief financial officer for the International Hockey League, where he oversaw all league financial matters and played an integral role in the expansion of the league. Through the development of expansion models and the analysis of league performance models, Smolenski saw the league grow from 12 to 19 teams.

Smolenski began his professional career as a public accountant with Arthur Andersen.

An outdoor enthusiast, Smolenski enjoys an active lifestyle and has completed the Detroit, Pittsburgh, and Boston Marathons. He earned his Bachelor of Arts degree in biology from Amherst College and holds a Master of Science degree in accounting. Don and his wife, Karen, have two sons, Jake and Shane.





HOWIE ROSEMAN

EXECUTIVE VICE PRESIDENT/GENERAL MANAGER



NFL Experience: 22nd Year (22nd with Eagles)

College: Florida, Fordham Hometown: Brooklyn, NY

Super Bowl Champion: 2017 (LII)

Howie Roseman, Executive Vice President/General Manager, enters his 22nd season with the Philadelphia Eagles. After working his way up through the Eagles' football operations and scouting departments, Roseman has cemented himself as one of the most accomplished and respected front office executives in the NFL.

The architect of the first Super Bowl championship in franchise history, Roseman has greatly impacted decades of sustained success in Philadelphia. Since he was hired in 2000, the Eagles have recorded the league's fourth-most playoff victories (14), fifth-most postseason berths (13, including a division-leading nine NFC East crowns), and sixth-highest overall winning percentage (.577, 208-152-2). Furthermore, Philadelphia ranks first in the NFC (tied for second in the NFL) with six conference title games since 2001 and is one of nine teams with multiple Super Bowl appearances dating back to 2004.

Roseman, who was named the 2017 NFL Executive of the Year (Sporting News; Pro Football Writers of America), has revitalized the Eagles' football operations with a collaborative and progressive approach to roster building and player development. As a result, Philadelphia has earned playoff appearances in three of the last four seasons, including two NFC East championships (2017 and 2019) and a 41-33 victory over the New England Patriots in **Super Bowl LII**. The Eagles became just the fourth franchise to capture a Super Bowl and then follow it with back-to-back postseason trips in the NFL's salary cap era (since 1994). Additionally, Philadelphia's recent track record of excellence has created opportunities for two former personnel executives to take on general manager roles with other clubs – **Andrew Berry** (Cleveland Browns) and **Joe Douglas** (New York Jets).

In 2017, Roseman played a pivotal role in ensuring the success of the Eagles' **Super Bowl LII**-winning team. Faced with season-ending injuries to key players, Roseman's focused leadership and in-season roster management helped Philadelphia produce a franchise-record-tying 13-3 regular-season campaign while also securing the top seed in the NFC playoffs ahead of its championship run.

Roseman, who served as the Eagles' Executive Vice President of Football Operations from 2016-18 before adding the title of General Manager in 2019, is responsible for managing the organization's personnel and scouting staffs. He also oversees the executives who specialize in all areas of football operations, including but not limited to sports medicine and performance, analytics, football administration, football technology, and player development. Under Roseman's guidance, and in concert with the vision created by Chairman and Chief Executive Officer **Jeffrey Lurie**, Philadelphia has become one of the NFL's most admired and innovative operations.

Before he was elevated to Executive Vice President of Football Operations, Roseman served as the team's general manager from 2010-14. At the time of his promotion, the 34-year-old Roseman became the youngest NFL executive to be named to the post in three decades. He directed a major overhaul of the roster in his first year, making it one of the youngest in the league. The revamped Eagles delivered NFC East titles in 2010 and 2013 and sent a conference-high nine players to the Pro Bowl following the 2014 season.

From 2008-09, Roseman managed the college scouting staff, organized and ran draft meetings, and scouted the top college prospects around the country as the vice president of player personnel.

Roseman was named Philadelphia's vice president of football administration (2006-07) after spending three years as the team's director of football administration (2003-05). In that role, he evaluated players around the NFL and for the draft while representing the team on contract, salary cap, and player personnel matters. In 2007, Roseman was invited to participate in the NFL-Stanford Program for managers at the Stanford Graduate School of Business, an NFL program created to promote the development of leaders within the league.

After relentlessly pursuing jobs in NFL front offices, Roseman finally got his foot in the door as an intern with the Eagles, when the team was headquartered at Veterans Stadium. From 2000-02, Roseman served as a salary cap staff counsel with Philadelphia.

Roseman, the club's nominee for the 2018 NFL Salute to Service Award, is very active in the Philadelphia community and contributes to a variety of initiatives that involve the military and children. He was named Honorary Commander for the Joint Base McGuire-Dix-Lakehurst for his continued efforts with the military. His charitable endeavors have also benefited the Alex's Lemonade Stand Foundation, the Boys & Girls Clubs of America, USA Football, Pop Warner, and Cop Wheels. In 2018, the Maxwell Football Club presented Roseman with the Steinberg-DeNicola Humanitarian Award, an annual honor that recognizes an NFL representative who is committed to doing good in their community. In addition, Roseman is a member of the Governing Body of the Global Sports Management Summit and YPO.

Born in Brooklyn, NY, Roseman earned his bachelor's degree from the University of Florida before earning a J.D. degree from Fordham Law School. He and his wife, Mindy, reside in suburban Philadelphia with their four children.





NICK SIRIANNI

HEAD COACH



NFL Experience: 13th Year (1st with Eagles)
College: Mount Union **Hometown:** Jamestown, NY

Nick Sirianni was named head coach of the Philadelphia Eagles on January 24, 2021, following a productive, three-year stint as the Indianapolis Colts' offensive coordinator. With Sirianni directing the Colts' offense, Indianapolis ranked sixth in third-down conversions (43.4 pct.), seventh in red zone touchdown efficiency (63.9 pct.) and eighth in offensive points per game (24.4), while surrendering the second-fewest sacks (71) in the league, during the 2018-20 seasons. In that span, the Colts combined for a 28-20 record (.583 winning percentage), including a pair of 10-plus-win campaigns, and made two playoff appearances.

During an 11-5 season in 2020, Sirianni oversaw a Colts offense that posted the 10th-most total yards per game (378.1) in the NFL and allowed the second-fewest sacks (21, tied) as well as the third-fewest giveaways (15). In his age 39 season, quarterback **Philip Rivers** posted the eighth-highest completion percentage (68.0 pct.) and 10th-most passing yards (4,169) in the league, adding 24 touchdown passes and a 97.0 passer rating. Additionally, rookie running back **Jonathan Taylor** (1,169 yards) ranked third among the league's rushing leaders, trailing **Derrick Henry** (2,027) and **Dalvin Cook** (1,557), and tied for the most rushing scores (11) by a rookie since **Ezekiel Elliott** in 2016 (15).

Under Sirianni, guard **Quenton Nelson** achieved first-team All-Pro and Pro Bowl honors after each of his first three NFL seasons (2018-20) while center **Ryan Kelly** secured back-to-back trips to the Pro Bowl (2019-20) along with second-team All-Pro recognition (2020). In 2018, Sirianni's first season leading Indianapolis' offense, quarterback **Andrew Luck** was named *Associated Press* NFL Comeback Player of the Year and earned his fourth career Pro Bowl nod after ranking second overall with 39 passing touchdowns, behind **Patrick Mahomes** (50), and producing the league's fifth-most passing yards (4,593).

Prior to joining the Colts, Sirianni spent five years (2013-17) as a member of the Los Angeles/San Diego Chargers' coaching staff, including two seasons as wide receivers coach (2016-17). In 2017, Sirianni assisted with the top-ranked passing offense (276.9 ypg), which featured a career year from wide receiver **Keenan Allen**, who was selected as the *AP* NFL Comeback Player of the Year after ranking third in receiving yards (career-high 1,393) and fourth in receptions (102) that season. Sirianni also guided wide receiver **Tyrell Williams** to a breakout year in 2016, when Williams led the Chargers with career highs in catches (69), receiving yards (1,059) and touchdowns (seven).

From 2014-15, Sirianni coached the Chargers' quarterbacks and helped **Philip Rivers** earn consecutive Pro Bowls while averaging 30 passing touchdowns per season. In 2015, Rivers led the NFL with a team-record 437 completions for a career-high 4,792 yards (second in the NFL and 10 yards shy of the club record). In 2013, when Sirianni originally joined the Chargers as an offensive quality control coach, Rivers recorded a career-high 69.5 completion percentage (378-of-544) throwing for 4,478 yards and 32 touchdowns and was presented with the *AP* NFL Comeback Player of the Year award.

Sirianni began his NFL coaching career with the Kansas City Chiefs (2009-12), serving as wide receivers coach (2012) and offensive quality control coach (2009-11). He also worked with the Chiefs' quarterbacks in 2010 and helped **Matt Cassel** receive his first career Pro Bowl accolade after producing 3,116 passing yards, 27 touchdowns (against only seven interceptions) and a career-high 93.0 passer rating.

COACHING TIMELINE

Years	Team	Position
2021-	Philadelphia Eagles	Head Coach
2018-20	Indianapolis Colts	Offensive Coordinator
2016-17	L.A./S.D. Chargers	Wide Receivers
2014-15	San Diego Chargers	Quarterbacks
2013	San Diego Chargers	Offensive Quality Control
2012	Kansas City Chiefs	Wide Receivers
2009-11	Kansas City Chiefs	Offensive Quality Control
2006-08	Indiana University (PA)	Wide Receivers
2004-05	Mount Union	Defensive Backs



Before entering the NFL coaching ranks, Sirianni spent five years at the collegiate level as wide receivers coach at Indiana University of Pennsylvania (2006-08) and as defensive backs coach at Mount Union (2004-05), his alma mater, where he helped the Purple Raiders capture a national title during the 2005 season.

A native of Jamestown, NY, Sirianni was a three-year starter at wide receiver at Mount Union (Alliance, OH), winning three NCAA Division III National Championships (2000-02) and earning All-Ohio Athletic Conference honors as a senior after catching a career-high 13 touchdowns. He also played one year in the Atlantic Indoor Football League with the Canton Legends while coaching in 2005.

Sirianni's brother, Mike, is currently the head coach at Washington & Jefferson College (Washington, PA), where he is the winningest coach in school history (156-36, .813 winning percentage) and a seven-time PAC Coach of the Year who led the Presidents to their 26th league championship in 2018. His brother, Jay, is a former head coach at their alma mater, Southwestern Central High School (Jamestown, NY), where their father, Fran, also spent nine years in the same position. Under Jay, Southwestern Central won New York state titles in 2008 and 2009.

Sirianni and his wife, Brett, have two sons, Jacob and Miles, and one daughter, Taylor.




MICHAEL CLAY

SPECIAL TEAMS COORDINATOR

NFL Experience: 8th Year (3rd with Eagles)

College: Oregon Hometown: San Jose, CA

- ▶ Re-joined the Eagles during the 2021 offseason following a five-year stint with San Francisco (2016-20), including four seasons as the 49ers' assistant special teams coach ... Originally entered the NFL coaching scene with Philadelphia (2014-15)
- ▶ During the 2020 season, helped **Mitch Wishnowsky** register Top 12 finishes in punts inside the 20 (25, 9th), net punting average (41.6, 12th) and gross punting average (46.9, 11th)
- ▶ Assisted 49ers special teams units in 2019 that ranked 2nd in the NFL in average starting field position (32.1-yard line) and opponent average starting field position (24.7-yard line)
- ▶ Helped **Robbie Gould** establish the 49ers' single-season record for FG percentage (97.1%) while setting the franchise record for consecutive FGs made (33) during the 2018 campaign ... **Richie James** capped his rookie season with PFWA All-NFC accolades
- ▶ Served as Philadelphia's assistant special teams coach in 2015, when **Darren Sproles** earned Pro Bowl honors after leading the NFL in punt return yards (446) and punt return TDs (2, tied)
- ▶ Started as the Eagles' defensive quality control coach in 2014
- ▶ Played LB at Oregon from 2009-12 and was an All-Pac-12 selection ... Signed by the Dolphins as a UDFA in 2013




JONATHAN GANNON

DEFENSIVE COORDINATOR

NFL Experience: 14th Year (1st with Eagles)

College: Louisville Hometown: Cleveland, OH

- ▶ Joined the Eagles during the 2021 offseason after serving as the DBs/CBs coach under Colts defensive coordinator **Matt Eberflus** (2018-20) ... Also worked with **Nick Sirianni** in Indianapolis
- ▶ Oversaw a secondary that helped the Colts rank 6th in INTs (45), 9th in scoring defense (22.5 ppg) and 10th in both total defense (339.5 ypg) and red zone defense (55.9%) from 2018-20
- ▶ Assisted a defense that ranked 5th in takeaways (25), 7th in INTs (15), 8th in opponent yardage (332.1 ypg) and 10th in opponent scoring (22.6 ppg) in 2020 ... **Kenny Moore** finished as the only DB in the NFL with at least 4 INTs and multiple sacks
- ▶ Served as the Vikings' assistant DBs/quality control coach under head coach **Mike Zimmer** from 2014-17 ... During that period, Minnesota ranked 2nd in red zone defense (48.6%) and 3rd in scoring defense (18.8 ppg), total defense (319.9 ypg), passing defense (214.6 ypg) and third-down defense (35.1%)
- ▶ Worked as the Titans' defensive assistant/quality control coach during the 2012-13 seasons ... Held the same position with the Falcons when he originally began his NFL career in 2007
- ▶ Spent time in several scouting roles with the Rams (2009-11)
- ▶ Played DB at Louisville in 2002 before sustaining a career-ending hip injury ... Transitioned to coaching as a student assistant



SHANE STEICHEN

OFFENSIVE COORDINATOR

NFL Experience: 11th Year (1st with Eagles)

College: UNLV Hometown: Sacramento, CA

- ▶ Hired as the Eagles' offensive coordinator during the 2021 offseason ... Spent the previous seven seasons with the Chargers (2014-20), where he overlapped with **Nick Sirianni**
- ▶ Served as the Chargers' offensive coordinator in 2020 ... Guided Los Angeles to the 9th-ranked offense in the NFL (382.1 ypg) ... Also allowed the 4th-fewest giveaways (16) and ranked 6th in passing offense (270.6 ypg) and third-down offense (44.2%)
- ▶ Tutored **Justin Herbert** to PFWA Rookie of the Year honors in 2020 ... Completed 396-of-595 (66.6%) attempts for 4,336 yards, 31 TDs, 10 INTs and a 93.8 rating ... Finished among the NFL's Top 10 QBs in completions (4th), passing yards (6th) and passing TDs (10th) ... Set NFL rookie records in completions and TDs
- ▶ Coached the Chargers' QBs from 2016-19 ... In that span, **Philip Rivers** earned three consecutive Pro Bowl nods (2016-18) and produced the 2nd-most passing yards (17,824) and 4th-most completions (1,446) and passing TDs (116) ... In 2017, Los Angeles led the NFL with 276.9 passing yards per game
- ▶ Spent two years as the Chargers' offensive quality control/WRs coach from 2014-15 ... Also was the Browns' offensive quality control/QBs coach during the 2013 campaign
- ▶ Originally began his NFL coaching career as a defensive assistant with the Chargers from 2011-12 ... Played QB at UNLV




JEMAL SINGLETON

RUNNING BACKS/ASSISTANT HEAD COACH

NFL Experience: 6th Year (1st with Eagles)

College: Air Force Hometown: Incirlik, Turkey

- ▶ Joined Philadelphia's coaching staff during the 2021 offseason
- ▶ Coached the Bengals' RBs from 2019-20 ... In 2020, helped Cincinnati's RBs register a combined 1,891 scrimmage yards ... Also guided **Joe Mixon** to 1,137 rushing yards in 2019
- ▶ Spent the 2018 season as the RBs coach for the Raiders
- ▶ Served as the Colts' RBs coach from 2016-17 ... Worked closely with **Frank Gore**, who became just the fourth RB in NFL history to surpass 1,000 rushing yards (1,025) at age 33+ in 2016
- ▶ Worked as the special teams coordinator/RBs coach at Arkansas in 2015 ... Mentored All-SEC honoree and Doak Walker Award semifinalist **Alex Collins** to career highs in every major rushing category, including yards (1,577) and TDs (20)
- ▶ Tutored the RBs at Oklahoma State for four seasons (2011-14) ... In 2014, Cowboys RBs combined for more than 500 touches without committing a single turnover ... Also guided Oklahoma State's RBs to 35 rushing TDs during the 2013 campaign
- ▶ Spent nine years coaching at Air Force (2000, '03-10) ... Was the Falcons' RBs coach from 2006-10, posting a conference rushing title and Top 10 national ranking in rushing offense each year
- ▶ Played RB at Air Force and became just the sixth player in program history to be elected a two-time captain



KEVIN PATULLO

PASSING GAME COORDINATOR

NFL Experience: 12th Year (1st with Eagles)
College: South Florida **Hometown:** Hillsborough, NJ

- ▶ Hired as the Eagles' passing game coordinator during the 2021 offseason ... Spent the previous three years (2018-20) with the Colts, where he worked alongside **Nick Sirianni**
- ▶ Served as the Colts' pass game specialist in 2020 ... Indianapolis allowed the 2nd-fewest sacks (21) and 3rd-fewest giveaways (15) in the NFL and ranked 9th in passing yards per attempt (7.6)
- ▶ Worked with the Colts' WRs from 2018-19 ... Helped **T.Y. Hilton** produce 76 receptions for 1,270 yards and 6 TDs in 2018
- ▶ Coached the Jets' QBs from 2015-16 ... During the 2015 season, guided **Ryan Fitzpatrick** to a career-high 3,905 passing yards as well as a career-high, franchise-record 31 passing TDs
- ▶ In 2014, helped **Kendall Wright** register a career-high 6 TDs with 57 catches and 715 yards as the Titans' assistant WRs coach
- ▶ Was an offensive quality control coach with the Bills from 2010-12 ... Saw **Stevie Johnson** post three consecutive seasons with 1,000+ yards, including a career-high 1,073 yards in 2010
- ▶ Started his NFL coaching career as an offensive assistant/quality control coach with the Chiefs (2007-08), including a stint with the team's WRs ... Helped **Dwayne Bowe** eclipse 1,000 yards (1,022) for the first time in his career during the 2008 season
- ▶ Played QB and WR at South Florida (1999-2002)



JEFF STOUTLAND

RUN GAME COORDINATOR/OFFENSIVE LINE

NFL Experience: 9th Year (9th with Eagles)
College: Southern Conn. St. **Hometown:** New York, NY

- ▶ One of the most respected OL coaches in the country ... Boasts 38 years of coaching experience ... Is the longest-tenured member of Philadelphia's coaching staff (took on the added title and responsibility of run game coordinator in 2018)
- ▶ Has tutored Pro Bowl selections in each of his first eight years with the Eagles ... In total, has led five players to 16 Pro Bowls ... **Jason Kelce's** four career Pro Bowls are the most by any C in team history ... Additionally, **Jason Peters** is the only Eagles T to ever receive four consecutive Pro Bowl nods
- ▶ Has coached two of Philadelphia's four all-time OLs to feature three Pro Bowlers – 2014 (Kelce, **Evan Mathis** and Peters) and 2019 (**Brandon Brooks**, Kelce and **Lane Johnson**) ... Has also led two of the Eagles' five all-time OLs with multiple All-Pros – 2013 (Mathis and Peters) and 2017 (Johnson and Kelce)
- ▶ Mentored one of the most dominant OLs in the NFL during Philadelphia's **Super Bowl LII**-winning season in 2017 ... The Eagles led the NFL in red zone offense (65.5%) and ranked 3rd in rushing offense (132.2 ypg) and offensive points per game (26.3)
- ▶ Oversaw one of the best OLs in college football history at Alabama in 2012 ... The unit featured two first-team All-Americans – **Barrett Jones** and **Chance Warmack** – and helped the Crimson Tide win their second straight BCS National Championship



BRIAN JOHNSON

QUARTERBACKS

NFL Experience: 1st Year (1st with Eagles)
College: Utah **Hometown:** Baytown, TX

- ▶ Named the Eagles' QBs coach during the 2021 offseason after a highly successful three-year tenure at Florida (2018-20)
- ▶ Led the top passing offense (378.6 ypg) in the FBS as the Gators' offensive coordinator/QBs coach in 2020 ... Also ranked 7th in total offense (509.8 ypg) and 8th in scoring offense (39.8 ppg)
- ▶ In 2020, mentored three players to All-America honors – **Kyle Trask**, **Kyle Pitts** and **Kadarius Toney** ... Trask, a Heisman Trophy finalist, led the FBS in passing TDs (43) ... Pitts paced all FBS TEs in receiving yards (770) and receiving TDs (12) ... Toney led the team in receptions (70) and receiving yards (984)
- ▶ From 2014-16, coached the QBs at Mississippi State ... During his first two years, helped the Bulldogs produce the two-highest single-season passing totals in program history
- ▶ Played a crucial role in developing **Dak Prescott** into one of the best QBs in SEC history ... A two-time first-team All-SEC honoree, Prescott shattered 38 records at Mississippi State
- ▶ Began his coaching career at Utah (2010-13) ... In 2012, became the youngest FBS offensive coordinator in the nation at just 24 years old after spending two seasons with the Utes' QBs
- ▶ A three-year starting QB and two-time bowl MVP at Utah ... Was on the cover of *EA Sports'* 2010 NCAA Football video game



JASON MICHAEL

TIGHT ENDS

NFL Experience: 16th Year (1st with Eagles)
College: Western Kentucky **Hometown:** Louisa, KY

- ▶ Joined the Eagles as the TEs coach during the 2021 offseason ... Served in the same capacity over the last two seasons with the Colts (2019-20), where he coached with **Nick Sirianni**
- ▶ During his time in Indianapolis, Colts TEs combined to rank 5th in the AFC among their position group in receptions (168, 10th in the NFL) and receiving yards (1,862, 9th in the NFL)
- ▶ In 2020, guided **Jack Doyle** to his second Pro Bowl honor after totaling 43 receptions for 448 yards and 4 TDs
- ▶ Spent four years with the Titans as the QBs coach (2016-17) and offensive coordinator (2014-15) ... Played an instrumental role in developing **Marcus Mariota** ... In 2015, **Delanie Walker** made his first career Pro Bowl after leading all NFL TEs in catches (94) and producing a career-high in receiving yards (1,088)
- ▶ Coached the Chargers' TEs from 2011-13 on a staff that also included Sirianni and **Shane Steichen** ... During that span, **Antonio Gates** had the 4th-most receptions (190) among NFL TEs
- ▶ Was a QBs/quality control coach with the Jets in 2006 ... Helped **Chad Pennington** earn *Associated Press* Comeback Player of the Year honors ... Started coaching in the NFL in a quality control role with the Raiders during the 2005 season
- ▶ Played QB at Army before transferring to Western Kentucky



AARON MOOREHEAD
WIDE RECEIVERS

NFL Experience: 2nd Year (2nd with Eagles)
College: Illinois **Hometown:** Deerfield, IL

- ▶ Hired as the Eagles' WRs coach during the 2020 offseason
- ▶ Served in the same capacity at Vanderbilt (2018-19) ... Helped **Kalija Lipscomb** produce a career year in 2018 with 87 catches and 916 yards (among the top totals in program history)
- ▶ Mentored the WRs at Texas A&M from 2015-17, where he led a receiver corps that featured **Christian Kirk** and **Josh Reynolds**, who combined for 144 catches, nearly 2,000 yards and over 20 TDs in 2016 ... Kirk earned first-team All-SEC honors in 2016 and was named SEC Freshman of the Year in 2015 ... Kirk, Reynolds, **Damion Ratley** and **Ricky Seals-Jones** went on to the NFL
- ▶ From 2013-14, worked as the WRs coach at Virginia Tech and developed **Isaiah Ford** and **Cam Phillips**, who each transitioned to the NFL following their careers with the Hokies
- ▶ Spent the 2010-12 seasons as an offensive assistant at Stanford, where he helped the Cardinal reach three straight BCS games ... Tutored future NFL players **Doug Baldwin**, **Ty Montgomery**, **Chris Owusu**, **Griff Whalen** and **Ryan Whalen**
- ▶ Played five seasons (2003-07) in the NFL with the Indianapolis Colts, including a **Super Bowl XLI** championship
- ▶ Moorehead and his father, Emery (played in NFL from 1977-88), were the first father-son duo to play in and win a Super Bowl



NICK RALLIS
LINEBACKERS

NFL Experience: 4th Year (1st with Eagles)
College: Minnesota **Hometown:** Edina, MN

- ▶ Joined the Eagles' coaching staff during the 2021 offseason after spending the previous three years (2018-20) working as the Vikings' defensive quality control/assistant LBs coach
- ▶ In 2020, helped a group that featured the only pair of LB teammates in the NFL to each post 100+ tackles and 3 INTs – **Eric Wilson** and **Eric Kendricks** ... Wilson led the Vikings with 121 tackles (62 solo) while adding 8 PDs, 3.0 sacks, 3 INTs, 2 FRs and 1 FF ... Kendricks totaled 107 tackles (69 solo), 6 PDs and 3 INTs
- ▶ Helped guide Kendricks to a career year in 2019, when he collected first-team All-Pro honors from the *Associated Press* and earned his first career Pro Bowl nod ... Finished as the Vikings' leading tackler (career-high 110) for the fifth consecutive season and tied for the most PDs (12) among NFL LBs ... *Pro Football Focus* tabbed Kendricks as the league's highest-graded LB
- ▶ Prior to joining the Vikings, spent the 2017 season working as a quality control coach at Wake Forest
- ▶ Played LB at the University of Minnesota from 2012-16



TRACY RUCKER
DEFENSIVE LINE

NFL Experience: 4th Year (1st with Eagles)
College: Auburn **Hometown:** Atlanta, GA


- ▶ Named the Eagles' DL coach during the 2021 offseason
- ▶ A 30-year coaching veteran ... During his collegiate coaching career, mentored 15 NFL Draft picks (including five first-rounders), six All-Americans and two national award winners ... Also was a member of Auburn's national championship team in 2010
- ▶ Previously coached the Titans' DL from 2011-13 (worked with **Jonathan Gannon** in Tennessee) ... In 2012, the Titans produced the 10th-most sacks (39.0) in the league, while **Derrick Morgan** turned in a breakout year ... In 2011, led a group that featured **Karl Klug** and **Jurrell Casey** (led all Titans DL with 74 tackles)
- ▶ Developed **Nick Fairley** and **Dee Ford** at Auburn (2009-10) ... Led **Peria Jerry** and **Greg Hardy** to All-America honors during his time at Mississippi (2008) ... In 2006, coached **Jamaal Anderson** to a 14.0-sack season at Arkansas ... Coached future NFL stars **DeMarcus Ware** and **Osi Umenyiora** at Troy State (1997-2001)
- ▶ Also spent two summers with the Buccaneers (2006) and Colts (2001) as part of the NFL's Minority Internship Program
- ▶ Considered one of the greatest college DL ever and was inducted into the College Football Hall of Fame in 2004 ... A two-time All-American DT at Auburn who won the Lombardi Award and Outland Trophy in 1988 ... Drafted by Washington in the third round in 1989 and played two years before sustaining a knee injury



DENNARD WILSON
DEFENSIVE BACKS

NFL Experience: 14th Year (1st with Eagles)
College: Maryland **Hometown:** Upper Marlboro, MD

- ▶ Hired as the Eagles' DBs coach during the 2021 offseason following a four-year tenure with the Jets as passing game coordinator/DBs coach (2019-20) and DBs coach (2017-18)
- ▶ Mentored **Marcus Maye** to a career year during the 2020 season ... Maye led the team's secondary with career highs in tackles (88), PDs (11), TFLs (4) and sacks (2.0)
- ▶ Played an important role in the development of **Jamal Adams** in New York, guiding him to Pro Bowl honors in 2018 and 2019 ... During that stretch, Adams ranked 1st among NFL DBs in sacks (12.0) and TFLs (28), 2nd in FFs (6) and 5th in tackles (272)
- ▶ In 2017, helped prepare the first pair of rookies in NFL history to start all 16 games together, with Adams (82) and Maye (78) ranking 1st and 2nd, respectively, in tackling among rookie DBs
- ▶ From 2015-16, coached the Rams' DBs ... Originally entered the NFL as a defensive quality control coach (2012-14) with St. Louis after a four-year stint as a pro scout with the Bears (2008-11)
- ▶ Prior to the NFL, served as a graduate assistant at Maryland from 2007-08 and worked as the DBs/passing game coordinator at DeMatha Catholic (MD) High School from 2004-06
- ▶ Played DB and was a three-year starter and All-ACC honoree at Maryland ... Signed by Washington as a UDFA in 2004



JEREMIAH WASHBURN

SENIOR DEFENSIVE ASSISTANT

NFL Experience: 20th Year (3rd with Eagles)
College: Arkansas **Hometown:** Shelby, NC

- ▶ Named the Eagles' senior defensive assistant in 2020 after originally joining the team as an advanced projects coordinator in 2019 ... Is a 20-year NFL veteran as a coach and scout
- ▶ During the 2020 season, assisted an Eagles defense that totaled the 3rd-most sacks (49.0) in the league and ranked 4th in opponent three-and-out percentage (21.4%) as well as 7th in opponent third-down conversion rate (37.9%) ... Also helped guide **Fletcher Cox** and **Brandon Graham** to Pro Bowl recognition
- ▶ Prior to coming to Philadelphia, served as the OL coach for the Dolphins in 2018 ... Spent the 2017 season coaching the Bears' OL after working as the assistant OL coach with the Dolphins in 2016 ... First began his NFL coaching career with the Lions as an OL coach (2013-15) and assistant OL coach (2009-12)
- ▶ Spent six years with the Ravens working as an area scout (2005-08) and player personnel assistant (2003-04) ... Also served as a football operations assistant for the Panthers in 2002
- ▶ Played G at Arkansas and worked at his alma mater as a graduate assistant during the 2000-01 seasons



ROY ISTVAN

ASSISTANT OFFENSIVE LINE

NFL Experience: 3rd Year (3rd with Eagles)
College: Southern Conn. St. **Hometown:** Wallingford, PA

- ▶ Hired as the Eagles' assistant OL coach in 2019
- ▶ In 2019, helped guide a unit that sent three of its starters to the Pro Bowl – **Brandon Brooks**, **Jason Kelce** (first-team All-Pro) and **Lane Johnson** ... Marked just the fourth time in team history that the Eagles sent three offensive linemen to the Pro Bowl
- ▶ Served as the assistant HC, offensive coordinator and OL coach at Keiser University (Fort Lauderdale, FL) during the school's inaugural football season in 2018
- ▶ Worked as the offensive coordinator and OL coach at Cornell University for three seasons (2014-16)
- ▶ From 2008-13, coached the OL at the University of Rhode Island and took on the added responsibility of offensive coordinator during his final three seasons (2011-13)
- ▶ Spent five seasons with the University of Buffalo (2001-05) ... In his first three years with the Bulls, served as the team's run game coordinator/OL coach prior to being named the offensive coordinator during the 2004-05 seasons
- ▶ Began his coaching career in 1990 as a graduate assistant at Southern Connecticut State, where he worked alongside **Jeff Stoutland**, who served as the Owls offensive coordinator
- ▶ Also played under Stoutland at Southern Connecticut State



D.K. McDONALD

ASSISTANT DEFENSIVE BACKS

NFL Experience: 1st Year (1st with Eagles)
College: Edinboro **Hometown:** Orrville, OH

- ▶ Joined the Eagles as the assistant DBs coach in 2021 after spending 18 seasons (2003-20) coaching in the collegiate ranks
- ▶ Spent five years at Iowa State, serving as the Cyclones' safeties coach (2019-20) and CBs coach (2016-18) ... Helped Iowa State's defense finish 2nd in the Big 12 in scoring defense (21.4 ppg) and total defense (340.4 ypg) during the 2020 campaign
- ▶ Mentored three safeties to all-conference accolades as well as three CBs to a combined five All-Big 12 honors at Iowa State
- ▶ From 2012-15, worked with Toledo's CBs ... Helped the Rockets rank 1st in the MAC in scoring defense (21.1 ppg) in 2015 ... In his first season in 2012, Toledo's defense ranked among the Top 25 nationally in fourth-down conversions (9th), red zone efficiency (10th), INTs (18th) and takeaways (25th) in 2012
- ▶ Served as the DBs coach at William & Mary in 2011 following a five-year tenure as the secondary coach and recruiting coordinator at Indiana University of Pennsylvania (2006-10) ... Worked with **Nick Sirianni** during his time with the Crimson Hawks
- ▶ Coached the secondary at his alma mater, Edinboro, from 2003-05 ... In 2005, the Fighting Scots led the nation in scoring, rushing and total defense and ranked 3rd in passing efficiency defense
- ▶ Played CB at Edinboro from 1997-2000




JOE PANNUNZIO

ASSISTANT SPECIAL TEAMS COORDINATOR

NFL Experience: 5th Year (5th with Eagles)
College: Southern Colorado **Hometown:** Pueblo, CO

- ▶ Named the Eagles' assistant special teams coordinator in 2021 ... Re-joined Philadelphia's coaching staff in 2019 as the director of team development and held that role for two years
- ▶ Served as the special teams coordinator/TEs coach (2017) and RBs coach (2018) at Alabama after previously working as the Eagles' director of personnel operations (2015-16) ... Spent four years as Alabama's director of football operations (2011-14)
- ▶ Worked as the TEs coach/special teams coordinator at the University of Miami (FL) from 2006-10 ... With the Hurricanes, tutored players such as **Greg Olsen** and **Jimmy Graham**
- ▶ Served as the head coach at Murray State from 2000-05 and captained the Racers to the 2002 Ohio Valley championship and an NCAA Subdivision playoff appearance
- ▶ Coached under **Tommy Tuberville** at both Auburn (1999) and Mississippi (1995-98), working with the TEs and special teams units with both programs ... Also served in the same capacity under **Jim Wacker** at Minnesota (1992-94). Held the title of OL/TEs/special teams coach under Wacker at TCU (1990-91)
- ▶ Held two stints at Mesa (CO) College (1982-84, 1987-90)
- ▶ Began his coaching career as the WRs coach at his alma mater, Southern Colorado, in 1981



TYLER BROWN

SPECIAL TEAMS QUALITY CONTROL

NFL Experience: 1st Year (1st with Eagles)
College: Rowan **Hometown:** Marlton, NJ

- ▶ Hired as a special teams quality control coach in 2021 ... Spent the previous five years at Michigan as a special teams graduate assistant (2019-20) and special teams analyst (2016-18)
- ▶ Working under **Jim Harbaugh**, helped guide Michigan to Top 12 special teams rankings during the 2016 (3rd), 2018 (12th) and 2019 (4th) seasons ... Also coached **Kenny Allen, Will Hart, Quinn Nordin** and **Brad Robbins** to All-Big Ten recognition ... Hart additionally earned All-America honors under Brown's tutelage
- ▶ From 2014-15, worked as a special teams consultant at Temple University under head coach **Matt Rhule**
- ▶ Mentored by his father, Randy, who has been a kicking consultant for over 30 years at the NFL and collegiate levels ... Randy is currently a special teams coach with the Ravens and previously worked with the Eagles during the 2004-05 seasons
- ▶ While he attended Rowan University, trained specialists and established a track record of working with some of the top high school kickers in New Jersey ... In that capacity, coached multiple specialists to all-conference and all-state honors



JOE KASPER

DEFENSIVE QUALITY CONTROL

NFL Experience: 3rd Year (1st with Eagles)
College: Baldwin Wallace **Hometown:** Mentor, OH

- ▶ Joined the Eagles as a defensive quality control coach during the 2021 offseason following a three-year stint at Duke (2018-20)
- ▶ With the Blue Devils, worked with the QBs (2020) and DBs (2019) as a graduate assistant ... In 2019, Duke's defense ranked 3rd in the ACC and 24th nationally in passing yards allowed per game ... Helped the team rank 4th in the conference in passing yards allowed per game and 5th in pass efficiency defense in 2018
- ▶ Coached the WRs at John Carroll in 2017 ... Spent the 2015-16 seasons as the DBs coach at Mentor (OH) High School
- ▶ From 2013-14, served as a player personnel and development assistant with the Cleveland Browns
- ▶ Played S at Baldwin Wallace University (Berea, OH)



ALEX TANNEY

OFFENSIVE QUALITY CONTROL

NFL Experience: 1st Year (1st with Eagles)
College: Monmouth (IL) **Hometown:** Lexington, IL

- ▶ Hired by the Eagles as an offensive quality control coach during the 2021 offseason ... Previously played nine seasons in the NFL as a backup QB (2012-20) ... Crossed paths with **Shane Steichen** in Cleveland (2013) and **Nick Sirianni** in Kansas City (2012)
- ▶ Attended Monmouth College (IL) (2007-11), where he established NCAA Division III career records in passing yards (14,249) and passing TDs (157) and was selected a three-time Midwest Conference Offensive Player of the Year (2008-09, '11)
- ▶ During the 2009 season, threw for 3,856 yards and 44 TDs and was named the Melberger Award winner as Division III's best player ... Set a school record with 50 TD passes in 2008



T.J. PAGANETTI

OFFENSIVE QUALITY CONTROL

NFL Experience: 7th Year (7th with Eagles)
College: Oregon **Hometown:** Bedford, MA

- ▶ Named an offensive quality control coach in 2021
- ▶ Served as the Eagles' assistant RBs coach for two seasons (2019-20) and was also the assistant run game coordinator in 2020
- ▶ During the 2020 season, helped **Miles Sanders** post career highs in rushing yards (867) and rushing TDs (6) while ranking 4th in rushing average (5.3) and 7th in rushing yards per game (72.3)
- ▶ Assisted Sanders' PFWA All-Rookie campaign in 2019 ... Sanders led his rookie class in scrimmage yards (1,327) and ranked 3rd among NFL RBs in scrimmage yards per touch (5.8)
- ▶ Helped coach one of the NFL's most dominant OLs during the Eagles' **Super Bowl LII**-winning campaign in 2017 ... Philadelphia finished 3rd in the NFL in rushing yards per game (132.2)
- ▶ Returned to the Eagles as an offensive quality control/assistant OL coach from 2017-18 ... From 2013-14, served as an analyst (offensive and QBs) on Philadelphia's staff
- ▶ During his time as an offensive analyst, the Eagles established single-season franchise records in points (474), TDs (54), passing yards (4,581) and first downs (356) in 2014 as well as total net yards (6,676) and fewest turnover (19) in 2013
- ▶ Held various coaching roles at Oregon (2007-12, 2015-16)



TYLER SCUDDER

COACHES ASSISTANT

NFL Experience: 1st Year (1st with Eagles)
College: West Virginia **Hometown:** Gettysburg, PA

- ▶ Joined the Eagles' coaching staff during the 2021 offseason following a three-year stint as Iowa State's senior defensive quality control coach (2018-20) ... With the Cyclones, helped coach Iowa State to Top 3 Big 12 rankings in scoring defense in 2018 (22.9 ppg, 1st), 2019 (25.9 ppg, 3rd) and 2020 (21.4 ppg, 2nd)
- ▶ Spent four years at Duquesne as the co-defensive coordinator/LBs coach (2015-17) and LBs coach (2014) ... One of his star players, **Christian Kuntz**, became the NEC's all-time sack leader (30.5) and was also a three-time FCS All-American
- ▶ Worked at Western Michigan as the director of player personnel in 2013 ... Served as the CBs/LBs/assistant recruiting coach at Indiana University of Pennsylvania from 2010-12 ... Coached the WRs/special teams at Plymouth State (NH) in 2009

EXECUTIVE ADMINISTRATION

Jeffrey Lurie.....Chairman and Chief Executive Officer
Don Smolenski.....President
Catherine Carlson.....Senior Vice President, Revenue and Strategy
Aileen Dargosa.....Senior Vice President, General Counsel
Tina D’Orazio.....Senior Vice President & Chief of Staff,
 Office of the Chairman/CEO
Frank Gumienny.....Senior Vice President, Chief Financial Officer
Jen Kavanagh.....Senior Vice President, Media and Marketing
Bob Lange.....Senior Vice President, Communications
Jason Miller.....Senior Vice President of Operations

EXECUTIVE ADMINISTRATION SUPPORT

Lee Ann Hartley.....Director, Office of the Chairman and CEO
Phillip Boyle.....Executive Driver
Daniel Goldsmith.....Business Manager
Katy Moroz.....Executive Assistant
Liz Reed.....Executive Assistant to President
Alexandra Rosetti.....Administrative Assistant,
 Office of the Chairman and CEO
Tara Sutphen.....Operations and Event Manager,
 Office of the Chairman/CEO
Jessica Teson.....Executive Assistant

FOOTBALL OPERATIONS

Howie Roseman.....Executive Vice President/General Manager
Anthony Cozzi.....Vice President of Software Innovation
Greg Delimitros.....Vice President of Equipment Operations
Dom DiSandro.....Vice President of Team Security/
 Chief Security Officer
Patrick Dolan.....Vice President of Football Technology
Jon Ferrari.....Vice President of Football Operations
 and Compliance
Alec Halaby.....Vice President of Football Operations
 and Strategy
Catherine Raiche.....Vice President of Football Operations
Jake Rosenberg.....Vice President of Football Administration
Bryce Johnston.....Senior Director of Football Transactions
Kevin Dougherty.....Director of Video Operations
Paul Lancaster.....Director of Player Engagement
Dan Ryan.....Director of Team Travel and Football Logistics
Connor Barwin.....Special Assistant to the General Manager
Katie David.....Football Operations Director
James Gilman.....Assistant Director of Analytics
Chase Perlen.....Assistant Director of Analytics
Tom Rossi.....Assistant Director of Football Technology
Craig Blake.....Assistant Equipment Manager
Nick Church.....Lead Software Innovator
Peter Gould.....Equipment Assistant
Jon Liu.....Football Operations Analyst
Meghan O’Donnell.....Analyst
Ryan Maddocks.....Manager of Video Operations
Kevin Mahon.....Video Projects Coordinator
Kathy Mair.....Player Resource Coordinator
Edward Miller.....Assistant Equipment Manager
Paige Schuck.....Player Personnel Executive Assistant

SCOUTING

Andy Weidl.....Vice President of Player Personnel
Tom Donahoe.....Senior Football Advisor
Brandon Brown.....Director of Player Personnel
Ian Cunningham.....Director of Player Personnel

Anthony Patch.....Senior Director of College Scouting
Alan Wolking.....Director of College Scouting
Dave Caldwell.....Personnel Executive
TJ McCreight.....Player Personnel Executive
Max Gruder.....Assistant Director of Pro Scouting
Shawn Heinlen.....Southwest Area Scout
Ryan Myers.....West Coast Area Scout
Jim Ward.....Midwest Area Scout
Phil Bhaya.....Southeast Area Scout
Matt Holland.....Northeast Area Scout
Jeff Scott.....Senior Pro Scout
Ameena Soliman.....Pro Scout
Casey Weidl.....Director of Scouting Operations
Lee DiValerio.....NFS Scout
Evan Pritt.....Scouting Assistant

SPORTS MEDICINE AND PERFORMANCE

Tom Hunkele.....Vice President of Sports Medicine/
 Head Athletic Trainer
Ted Rath.....Vice President of Player Performance
Fernando Noriega.....Head Strength and Conditioning Coach
Jerome Reid.....Senior Athletic Trainer
Joseph O’Pella.....Associate Athletic Trainer
Edward Grayer.....Associate Strength and Conditioning Coach
Dustin Woods.....Associate Strength and Conditioning Coach
Patrick McDowell.....Assistant Strength and Conditioning Coach
Mike Minnis.....Director of Performance Nutrition/
 Assistant Strength and Conditioning Coach
Ben Wagner.....Assistant Strength and Conditioning Coach
Stephanie Coppola.....Associate Performance Nutrition Coordinator
Steven Feldman.....Physical Therapist/Assistant Athletic Trainer
Trey Kunz.....Performance Physical Therapist
Monte Wong.....Physical Therapist/Assistant Athletic Trainer
Shaniece Jackson.....Assistant Athletic Trainer

ACCOUNTING

Greg McDonald.....Vice President, Financial Operations
Tony Orazi.....Vice President, Financial Reporting
Denise Bailey.....Accounts Receivable Coordinator
Greg Krug.....Financial Analyst
Alison Neville.....Accounting Coordinator
Kathleen Rosi.....Accounts Payable Manager
Andrea Sorli.....Controllor
Nico Zito.....Payroll Manager

HUMAN RESOURCES

Kristie Pappal.....Vice President of Human Resources
Erik Rausch.....Director of Human Resources
Michele Braughton.....Front Office Receptionist
Colleen Scoles.....Talent Acquisition Manager
Mary McCafferty.....Human Resources Coordinator
Kelly Whitt.....HRIS Specialist

LEGAL

Marla Axelrod.....Director of Legal and Government Affairs

EAGLES ENTERTAINMENT

Eric Long.....Vice President of Content & Production
Stacy Kelleher.....Director of Production
Tanmay Patel.....Director of Digital Technology
Samantha Wood.....Director of Digital & Social
Julie Bacanskas.....Digital Platforms Manager

Ray Doyle Content & Production Manager
 Chris Barletto Senior Producer
 Fran Duffy Production Manager & On-Air Talent
 Dana Heberling Senior Editor
 Joe Helder Feature Producer
 Vaughn Johnson Digital Platforms Producer
 Melissa Kelly Studio Producer
 Peter Kelly Audio Engineer
 Alessandra Lane Content Producer
 Wes Lauria Digital Asset Coordinator
 Kiel Leggere Photographer & Motion Graphics Designer
 Chris McPherson Content Manager & On-Air Talent
 Mike O'Connor Senior Editor
 Kelly Rafferty Live Event Manager
 Nick Rotondi Senior Producer
 Chris Rutledge Junior Web Developer
 Dave Spadaro Eagles Insider
 Jennifer White Media Assets Manager

PUBLIC RELATIONS

Brett Strohsacker Director of Public Relations
 Anthony Bonagura Public Relations Manager
 John Gonoude Public Relations Manager
 Allison Waddington Public Relations Coordinator

COMMUNITY RELATIONS

Julie Hirshy Vice President of Community Relations
 Carly Pennacchia Community Relations Manager
 Carolyn DeLisi Community Relations and Foundation
 Coordinator
 Tori Kimberly Community Relations Coordinator
 Daniel Levy Youth Football and Community Relations
 Manager

INFORMATION TECHNOLOGY

John Pawling Vice President of Information Technology
 Bill Mizell Senior Network Administrator
 Christian Coslett Assistant Network Administrator
 Mike Gibboni Systems Administrator
 Terrance Hopkins Technical Support Specialist
 Scott Jaudas Telecommunications Administrator
 Steve Jones Technical Support Specialist

MARKETING

Brian Papson Vice President of Marketing
 Sean Flanagan Creative Director
 Poorya Nayerahmadi Director of Marketing
 Barbara Zaun Director of Entertainment Groups
 Jessica Cashin Senior Advertising Coordinator
 Christine Dorn Graphic Designer
 Andrew Gerdes Marketing Coordinator
 Kevin di Girolamo Assistant to SWOOP
 Loraine Griffiths Graphic Designer
 Denise Kozul Marketing and Executive Assistant
 Matthew Schwenk Graphic Designer

SALES AND SERVICES

Brian Napoli Vice President of Corporate Partnerships
 Tracy Foster Vice President of Corporate Partner Activation
 Greg DeLuca Vice President of Premium Development
 and Services
 Mat Warner Vice President of Premium Sales

Christian Molnar Director of Team Relationships
 Maura Strohsacker Director of Corporate Partner Activation
 Ernie Burrell Director of Corporate Partnerships
 Pat Jeffries Premium Sales Manager
 Donnie Lewis Account Executive, Premium Sales
 Joe Malatesta Premium Sales Director
 Drew Masciangelo Premium Sales and Services Manager
 Ryan Cullen Corporate Partner Activation Coordinator
 Amanda Groen Corporate Partner Activation Coordinator
 John Henry Corporate Partner Activation Coordinator
 Matt McKenna Account Executive
 Nick Michaels Sr. Account Executive
 Clark Minken Account Executive, Premium Sales
 Jessica Philippou Premium Services Account Executive
 Deanna Rothberg Senior Account Executive
 Emma Rutherford Premium Services Account Executive
 Emily Shields Corporate Partner Activation Coordinator
 Jamie Solomon Premium Services Suite Manager
 Brandon Sochovka Premium Services Coordinator
 Carley St. Lucia Director of Corporate Partnerships
 Erica Sorrels Senior Account Executive,
 Corporate Partner Activation

FACILITIES AND STADIUM OPERATIONS

Ryan Hummel Vice President of Facilities Operations
 JP Hayslip Director of Facilities Security
 Koran Bae Facility Operations Coordinator
 Otha Bledsoe Electrician
 Tom Brennan Lincoln Financial Field Facility Manager
 John Candelori Carpenter
 Tom Caracciolo Conversion Manager
 James Carter A/V Systems Engineer
 Edward Dean Facilities
 Chris DeBellis NovaCare Facility Manager
 Fred DeVice Controls Technician
 William Dunfee Plumber
 Robert Ferrara Carpenter
 Chris Fink Facility Project Assistant
 Colleen Iskenian Facility Security Manager
 Chris Golderer Steamfitter
 Lou Giorla Carpenter/Foreman
 Tajmir Harris Shipping and Receiving Coordinator
 Michael Hartman Carpenter
 Bob Hellmuth Steamfitter
 Shawn James Carpenter
 Herbert Keyser Electrician/Foreman
 Jim McGurk CMMS Administrator
 Ray Murphy Plumber/Foreman
 Jennifer Mastrangelo Operations Administration Manager
 Darien Moore Conversion Coordinator
 Greg Poda Concessions/Suites Operations Manager
 Rich Prutzman Warehouse Supervisor
 Tom Riley Steamfitter/Foreman
 David Sullivan A/V Engineer
 Bridget Waldron Facilities Security Coordinator
 Stephen Weingarten Facilities Project Manager
 Wayne Zarnowski Electrician

TICKET AND FAN SERVICES

Laini DeLawter Vice President of Ticket & Fan Services
 Kevin Sorli Director of Ticketing
 Norman Vosschulte Director of Fan Experience

Bridget Carrigan..... Assistant Manager, Ticket Operations
Brian Dea..... Fan Experience Manager
Megan Knarr Fan Experience Coordinator
Jonathan LehanGame Day Staff Payroll and
Scheduling Coordinator
Doug Lesser Ticket Operations Finance Manager
Nicole Luff..... Fan Experience Coordinator
Jim McCaffertyTicket Manager, Special Events
Catherine Whitmore.....Fan Services Manager
Hannah Wolfgang..... Ticket Operations Manager

MERCHANDISE

Emily McNichol..... Merchandise Director
Isaac Brubaker Rockvale Pro Shop Manager,
Inventory Control Specialist
Timothy Crouch.....Merchandise Manager
Brittany Mecca Pro Shop Manager, Cherry Hill
Devan Scheib..... Merchandise Coordinator, Rockvale
Vince Seaton..... Pro Shop Manager, Lincoln Financial Field

GROUNDS

Tony Leonard..... Director of Grounds
Brandon BousemaAssistant Sports Field Manager
Marc CorcoranMechanic
Eddie Harbaugh..... Sports Field Manager
Chris Weaver.....Landscape Manager

EVENT OPERATIONS

Chris Sharkoski.....Director of Event Operations
Colette Brandt.....Events Coordinator
Kate Duggan.....Events Coordinator
Lauren Gress.....Event Operations Manager

CRM

Julia Fabiani.....CRM Manager

EAGLES AUTISM FOUNDATION

Ryan Hammond.....Executive Director
Meghan O'DonnellCommunications Coordinator
Kirsten Saraceni..... Administrator of Scientific Programs
and Inclusion Initiatives



PLAYER BIOS



FRONT OFFICE & COACHING STAFF

PLAYER BIOS

2020 EAGLES STATS

RECORD BOOK

ALL-TIME RESULTS

ALL-TIME ROSTERS

HONORS & HISTORY

YEAR-BY-YEAR STATS

OFF THE FIELD



ANDREW ADAMS

SAFETY | 21



Height: 5-11 **Weight:** 204 **DOB:** Oct. 28, 1992 (Age 28)
NFL Experience: 6th Year (1st with Eagles) **Draft:** UDFA-16 by NYG **Acquired:** FA-TB-21
College: Connecticut **Hometown (HS):** College Park, GA (Woodward Academy)

Super Bowl Champion: 2020 (LV)

CAREER STATISTICS

Year	Team	GP/S	TACKLES					PASS DEFENSE					FUMBLES			DEF SNAPS	
			Total	Solo	Asst	TFL	Sacks	Int	Yds	Lg	TD	PD	FF	FR	Yds	No	Pct
2016	N.Y. Giants	14/13	45	31	14	1	0.0	1	19	19	0	5	0	0	0	747	67%
2017	N.Y. Giants	16/4	28	28	0	1	0.0	0	0	--	0	2	1	0	0	274	25%
2018	Tampa Bay	13/4	36	27	9	0	0.0	4	34	16	0	9	0	0	0	370	35%
2019	Tampa Bay	14/11	45	41	4	3	0.0	1	21	21	0	3	1	0	0	616	54%
2020	Tampa Bay	16/0	0	0	0	0	0.0	0	0	--	0	0	0	0	0	23	2%
Totals		73/32	154	127	27	5	0.0	6	74	21	0	19	2	0	0	---	---

PLAYOFFS

2016	N.Y. Giants	1/0	0	0	0	0	0.0	0	0	--	0	0	0	0	0	7	10%
2020	Tampa Bay	4/0	5	3	2	0	0.0	0	0	--	0	1	0	0	0	37	13%
Totals		5/0	5	3	2	0	0.0	0	0	--	0	1	0	0	0	---	---

ADDITIONAL STATISTICS

Special Teams Tackles: 9 - 2020 (1), 2018 (2), 2017 (6) **Postseason Special Teams Tackles:** 1 - 2020 (1)

CAREER HIGHS

Tackles	9	11/6/16 vs. Phi.
Sacks	--	---
INTs	3	12/2/18 vs. Car.
PDs	3	12/2/18 vs. Car.
FFs	1	2x, last: 10/27/19 at Ten.
FRs	--	---

First job: Painted dorm rooms in college as a student-worker ... **Surprisingly good at:** Was a ping-pong tournament champion in high school; committed to Furman University for baseball ... **Famous relatives:** Is the nephew of OL Sam Adams (1972-81), cousin of both DT Sam Adams (1994-2007) and RB Matt Forte (2008-17), and brother-in-law of LB Alec Ogletree ... **Favorite TV show:** *Martin* ... **Favorite movie:** *Rush Hour* ... **Favorite music artist:** Young Thug ... **Favorite meal:** Asian Fusion (Japanese, Korean, Chinese, Thai), southern cuisine, cajun cuisine



CAREER HIGHLIGHTS

- ▶ A member of Tampa Bay's **Super Bowl LV**-winning roster
- ▶ Tied a Buccaneers record with a career-high 3 INTs on 12/2/18 vs. Carolina ... Became just the third player in Tampa Bay history (fourth time overall) to register 3 INTs in a single game

2020 SEASON - BUCCANEERS

- ▶ Served as a key contributor on special teams during the Buccaneers' **Super Bowl LV**-winning season ... Played in all 16 regular-season games and appeared in the 4th-most special teams snaps (297, 65%) on the team, totaling 1 special teams tackle ... Also saw action in 23 defensive snaps (2%)
- ▶ Produced 5 tackles (3 solo) and 1 PD over 36 defensive snaps in the NFC Championship victory at GB (1/24/21)

2019 SEASON - BUCCANEERS

- ▶ Started 11 games and totaled 45 tackles (41 solo), 3 TFLs, 3 PDs, 1 INT and 1FF in 616 defensive snaps (54%)
- ▶ Intercepted Lions QB **David Blough** in the third quarter of the 38-17 win at Det. (12/15/19) ... Added 1 solo tackle
- ▶ Forced Titans RB **Derrick Henry** to fumble at Ten. (10/27/19) ... Also posted 5 tackles (4 solo) and 1 PD

2018 SEASON - BUCCANEERS

- ▶ Tallied 36 tackles (27 solo) with career highs in PDs (9) and INTs (4) in 370 defensive snaps (35%) ... Had 2 special teams tackles
- ▶ Picked off Falcons QB **Matt Ryan** vs. Atl. (12/30/18)
- ▶ Recorded a career-high 3 INTs and 3 PDs against Panthers QB **Cam Newton** in the 24-17 victory vs. Car. (12/2/18) ... Became just the third player in Buccaneers history (fourth time overall) to produce 3 INTs in a single game

2020 GAME-BY-GAME STATISTICS (TB)												
Date	Opp		GP/S	Tot	Solo	Sk	Int	PD	FF	FR	Snaps	Pct
Sep 13	at NO	L	1/0	0	0	0.0	0	0	0	0	6	9%
Sep 20	Car	W	1/0	0	0	0.0	0	0	0	0	0	0%
Sep 27	at Den	W	1/0	0	0	0.0	0	0	0	0	0	0%
Oct 4	LAC	W	1/0	0	0	0.0	0	0	0	0	0	0%
Oct 8	at Chi	L	1/0	0	0	0.0	0	0	0	0	0	0%
Oct 18	GB	W	1/0	0	0	0.0	0	0	0	0	0	0%
Oct 25	at LV	W	1/0	0	0	0.0	0	0	0	0	0	0%
Nov 2	at NYG	W	1/0	0	0	0.0	0	0	0	0	0	0%
Nov 8	NO	L	1/0	0	0	0.0	0	0	0	0	0	0%
Nov 15	at Car	W	1/0	0	0	0.0	0	0	0	0	0	0%
Nov 23	LAR	L	1/0	0	0	0.0	0	0	0	0	0	0%
Nov 29	KC	L	1/0	0	0	0.0	0	0	0	0	0	0%
Dec 13	Min	W	1/0	0	0	0.0	0	0	0	0	0	0%
Dec 20	at Atl	W	1/0	0	0	0.0	0	0	0	0	0	0%
Dec 26	at Det	W	1/0	0	0	0.0	0	0	0	0	14	26%
Jan 3	Atl	W	1/0	0	0	0.0	0	0	0	0	3	4%
Totals			16/0	0	0	0.0	0	0	0	0	23	2%
PLAYOFFS												
Jan 9	at Was	W	1/0	0	0	0.0	0	0	0	0	0	0%
Jan 17	at NO	W	1/0	0	0	0.0	0	0	0	0	0	0%
Jan 24	at GB	W	1/0	5	3	0.0	0	1	0	0	36	51%
Feb 7	KC	W	1/0	0	0	0.0	0	0	0	0	1	1%
Totals			4/0	5	3	0.0	0	1	0	0	37	13%



2019 GAME-BY-GAME STATISTICS (TB)												
Date	Opp		GP/S	Tot	Solo	Sk	Int	PD	FF	FR	Snaps	Pct
NOT ON NFL ROSTER												
Sep 12	at Car	W	0/0	INACTIVE								
Sep 22	NYG	L	1/0	0	0	0.0	0	0	0	0	0	0%
Sep 29	at LAR	W	1/0	0	0	0.0	0	0	0	0	0	0%
Oct 6	at NO	L	1/0	0	0	0.0	0	0	0	0	6	9%
Oct 13	Car	L	1/1	5	5	0.0	0	0	0	0	67	100%
Oct 27	at Ten	L	1/1	5	4	0.0	0	1	1	0	58	98%
Nov 3	at Sea	L	1/1	5	5	0.0	0	0	0	0	55	74%
Nov 10	Ari	W	1/1	3	3	0.0	0	0	0	0	35	52%
Nov 17	NO	L	1/1	7	7	0.0	0	0	0	0	67	100%
Nov 24	at Atl	W	1/1	5	5	0.0	0	1	0	0	59	69%
Dec 1	at Jax	W	1/1	1	1	0.0	0	0	0	0	35	52%
Dec 8	Ind	W	1/1	4	4	0.0	0	0	0	0	37	59%
Dec 15	at Det	W	1/1	1	1	0.0	1	1	0	0	42	66%
Dec 21	Hou	L	1/1	2	2	0.0	0	0	0	0	66	100%
Dec 29	Atl	L	1/1	7	4	0.0	0	0	0	0	89	100%
Totals			14/11	45	41	0.0	1	3	1	0	616	54%

2017 SEASON - GIANTS

- ▶ Played in all 16 games for the first time in his career and registered 28 tackles, 2 PDs and 1 FF in 274 defensive snaps (25%) ... Also totaled a career-high 6 special teams tackles
- ▶ Notched the first FF of his career when he tackled 49ers FB **Kyle Juszczyk** in the second quarter at SF (11/12/17)

2016 SEASON - GIANTS

- ▶ Started 13 games and appeared in a career-high 747 defensive snaps (67%) ... Posted 45 tackles (31 solo), 5 PDs and 1 INT
- ▶ Made a career-high 9 tackles and recorded his first career INT against Eagles QB **Carson Wentz** in the win vs. Phi. (11/6/16)

COLLEGE HIGHLIGHTS

- ▶ Played collegiately at Connecticut, where he finished his career with 263 tackles, 15 PDs and 9 INTs in 44 games (33 starts)
- ▶ Earned second-team All-AAC honors as a senior in 2015 ... Led the Huskies with 103 tackles and added 7 PDs and 3 INTs

BIRDSEED

- ▶ Majored in economics at Connecticut
- ▶ Prepped at Woodward Academy (GA) ... Named First-Team All-City/South Fulton County by the *Atlanta Journal-Constitution* as a senior ... Originally from Fayetteville, GA

TRANSACTIONS

- ▶ **3/18/21** - Agreed to terms with PHI ... **3/24/20** - Signed by TB to 1-year contract ... **9/10/19** - Signed by TB ... **8/30/19** - Released by DET ... **3/14/19** - Signed by DET to 1-year contract ... **9/26/18** - Signed by TB ... **9/1/18** - Waived by NYG ... **9/23/16** - Signed by NYG to active roster from practice squad ... **9/3/16** - Waived by NYG ... 2016 - Signed by NYG as UDFA

2018 GAME-BY-GAME STATISTICS (TB)

Date	Opp	GP/S	Tot	Solo	Sk	Int	PD	FF	FR	Snaps	Pct
NOT ON NFL ROSTER											
NOT ON NFL ROSTER											
NOT ON NFL ROSTER											
Sep 30	at Chi	L	1/0	0	0	0.0	0	0	0	0	0%
Oct 14	at Atl	L	1/0	0	0	0.0	0	0	0	4	6%
Oct 21	Cle	W	1/0	0	0	0.0	0	0	0	2	3%
Oct 28	at Cin	L	1/0	3	2	0.0	0	1	0	13	20%
Nov 4	at Car	L	1/0	1	1	0.0	0	0	0	6	10%
Nov 11	Was	L	1/0	4	4	0.0	0	1	0	23	40%
Nov 18	at NYG	L	1/0	3	1	0.0	0	0	0	21	40%
Nov 25	SF	W	1/0	1	0	0.0	0	1	0	18	28%
Dec 2	Car	W	1/0	1	1	0.0	3	3	0	32	46%
Dec 9	NO	L	1/1	5	4	0.0	0	0	0	64	100%
Dec 16	at Bal	L	1/1	7	6	0.0	0	1	0	59	78%
Dec 23	at Dal	L	1/1	7	5	0.0	0	0	0	52	100%
Dec 30	Atl	L	1/1	4	3	0.0	1	2	0	76	99%
Totals			13/4	36	27	0.0	4	9	0	370	35%

2017 GAME-BY-GAME STATISTICS (NYG)

Date	Opp	GP/S	Tot	Solo	Sk	Int	PD	FF	FR	Snaps	Pct
Sep 10	at Dal	L	1/0	0	0	0.0	0	0	0	8	11%
Sep 18	Det	L	1/0	0	0	0.0	0	0	0	5	8%
Sep 24	at Phi	L	1/0	0	0	0.0	0	0	0	4	5%
Oct 1	at TB	L	1/0	0	0	0.0	0	0	0	19	30%
Oct 8	LAC	L	1/0	0	0	0.0	0	0	0	2	3%
Oct 15	at Den	W	1/0	0	0	0.0	0	0	0	16	20%
Oct 22	Sea	L	1/0	0	0	0.0	0	0	0	0	0%
Nov 5	LAR	L	1/0	2	2	0.0	0	0	0	15	23%
Nov 12	at SF	L	1/0	2	2	0.0	0	1	1	8	13%
Nov 19	KC	W	1/1	5	5	0.0	0	0	0	29	39%
Nov 23	at Was	L	1/0	2	2	0.0	0	0	0	13	18%
Dec 3	at Oak	L	1/0	0	0	0.0	0	0	0	1	2%
Dec 10	Dal	L	1/0	0	0	0.0	0	0	0	10	16%
Dec 17	Phi	L	1/1	6	6	0.0	0	0	0	49	73%
Dec 24	at Ari	L	1/1	5	5	0.0	0	0	0	39	57%
Dec 31	Was	W	1/1	6	6	0.0	0	1	0	56	98%
Totals			16/4	28	28	0.0	0	2	1	274	25%

2016 GAME-BY-GAME STATISTICS (NYG)

Date	Opp	GP/S	Tot	Solo	Sk	Int	PD	FF	FR	Snaps	Pct		
Sep 11	at Dal	W	---	GIANTS PRACTICE SQUAD									
Sep 18	NO	W	---	GIANTS PRACTICE SQUAD									
Sep 25	Was	L	1/0	0	0	0.0	0	0	0	0	0%		
Oct 3	at Min	L	1/1	6	2	0.0	0	1	0	65	88%		
Oct 9	at GB	L	1/1	5	3	0.0	0	1	0	80	100%		
Oct 16	Bal	W	1/1	4	2	0.0	0	0	0	78	94%		
Oct 23	at LAR	W	1/1	4	4	0.0	0	0	0	79	100%		
Nov 6	Phi	W	1/1	9	9	0.0	1	2	0	73	97%		
Nov 14	Cin	W	1/1	1	0	0.0	0	0	0	48	83%		
Nov 20	Chi	W	1/1	3	0	0.0	0	0	0	37	59%		
Nov 27	at Cle	W	1/1	1	1	0.0	0	1	0	69	92%		
Dec 4	at Pit	L	1/1	4	3	0.0	0	0	0	57	78%		
Dec 11	Dal	W	1/1	3	3	0.0	0	0	0	45	68%		
Dec 18	Det	W	1/1	3	3	0.0	0	0	0	45	73%		
Dec 22	at Phi	L	1/1	1	1	0.0	0	0	0	40	71%		
Jan 1	at Was	W	1/1	1	0	0.0	0	0	0	31	56%		
Totals			14/13	45	31	0.0	1	5	0	747	67%		
PLAYOFFS													
Jan 8	at GB	L	1/0	0	0	0.0	0	0	0	7	10%		
Totals			1/0	0	0	0.0	0	0	0	7	10%		





J.J. ARCEGA-WHITESIDE

WIDE RECEIVER | 19

(pronounced are-THAY-guh)



Height: 6-2 **Weight:** 225 **DOB:** Dec. 31, 1996 (Age 24)

NFL Experience: 3rd Year (3rd with Eagles) **Draft:** D2b-19 (57th overall) by PHI

College: Stanford **Hometown (HS):** Roebuck, SC (Dorman)

CAREER STATISTICS

			RECEIVING					OFF SNAPS	
Year	Team	GP/S	Rec	Yds	Avg	Lg	TD	No	Pct
2019	Philadelphia	16/5	10	169	16.9	30	1	492	42%
2020	Philadelphia	8/0	4	85	21.3	37	0	141	13%
Totals		24/5	14	254	18.1	37	1	---	---

PLAYOFFS

2019	Philadelphia	1/0	0	0	---	--	0	12	17%
Totals		1/0	0	0	---	--	0	---	---

ADDITIONAL STATISTICS

Fumble Recoveries: 2 - 2020 (1), 2019 (1) **Fumble Recovery TDs:** 1 - 2020 (1)

CAREER HIGHS

Receptions	2	4x, last: 1/3/21 vs. Was.
Receiving Yards	43	11/24/19 vs. Sea.
Receiving Long	37	10/11/20 at Pit.
Receiving TDs	1	12/1/19 at Mia.

First job: Interned for former Secretary of State Condoleezza Rice while at Stanford ... **Bucket list:** Sitting front row at a Real Madrid vs. Barcelona soccer match ... **Surprisingly good at:** "I'm good at eating fast. All my friends think it's impressive how I'm always the first one to finish their food." ... **If he could play another sport, what team:** Basketball, Philadelphia 76ers ... **Favorite athlete growing up:** Cristiano Ronaldo ... **Favorite meal:** Spaghetti fettuccine with either chicken or shrimp ... **Favorite music:** Hip-hop ... **Moment left starstruck:** "When I was in high school, we had a 7-on-7 tournament and Steve Smith was there. He came up, spoke to me, and handed me his game gloves."



2020 SEASON - EAGLES

- ▶ Logged 4 receptions for 85 yards (21.3 avg.)
- ▶ Recovered a **Miles Sanders** fumble in the end zone for a TD following Sanders' 74-yard run vs. Bal. (10/18/20)
- ▶ Posted a career-long 37-yard catch at Pit. (10/11/20)

2019 SEASON - EAGLES

- ▶ Finished his rookie campaign with 10 receptions for 169 yards (16.9 avg.) and 1 TD, including 4 catches for 20+ yards
- ▶ Hauled in a 15-yard pass from **Carson Wentz** for his first career receiving TD in the first half at Mia. (12/1/19)

COLLEGE HIGHLIGHTS

- ▶ Totaled 135 receptions for 2,219 yards (16.4 avg.) and 28 TDs in 33 career games ... Finished with the 2nd-most receiving TDs in school history, behind **Ken Margerum** (30, 1977-80)
- ▶ Garnered All-Pac-12 honors after tying for the 3rd-most receiving TDs (14) among NCAA FBS players and produced the 3rd-most receiving yards (1,059) in the conference as a senior ... Led his team with a career-high 63 receptions
- ▶ Earned All-Pac-12 honorable mention accolades following his sophomore season in 2017, when he posted a team-high 48 receptions for 781 yards (16.3 avg.) and 9 TDs
- ▶ Produced 24 receptions for 379 yards (15.8 avg.) and a team-leading 5 TDs in 12 games as a redshirt freshman in 2016

BIRDSEED

- ▶ Majored in international relations while at Stanford ... Interned at the office of Condoleezza Rice ... Delivered mail, screened calls and responded to emails on behalf of Rice
- ▶ Prepped at Dorman (SC) High School, where he was the school's career leader in receptions (207), receiving yards (3,779) and TDs (38), while averaging 18.2 yards per catch as a three-year varsity starter ... Also lettered in basketball and track and field
- ▶ Born in Zaragoza, Spain, and moved to South Carolina at age 6 ... Learned English as a third language and has lived in several countries, including the United States, Spain, Portugal and Italy ... Is the son of Joaquin Arcega and Valorie Whiteside, who both played basketball professionally overseas

TRANSACTIONS

- ▶ **12/2/20** - Activated from Reserve/COVID-19 ... **11/19/20** - Placed on Reserve/COVID-19 ... **2019** - Drafted by PHI in 2nd round (57th overall)

2020 GAME-BY-GAME STATISTICS (PHI)										
Date	Opp	GP/S	RECEIVING					SNAPS		
			Rec	Yds	Avg	Lg	TD	No	Pct	
Sep 13	at Was	L	1/0	0	0	---	--	0	28	41%
Sep 20	LAR	L	1/0	0	0	---	--	0	16	23%
Sep 27	Cin	T	1/0	0	0	---	--	0	18	20%
Oct 4	at SF	W	0/0	INACTIVE						
Oct 11	at Pit	L	1/0	1	37	37.0	37	0	8	14%
Oct 18	Bal	L	1/0	0	0	---	--	0	12	17%
Oct 22	NYG	W	1/0	1	8	8.0	8	0	13	16%
Nov 1	Dal	W	1/0	0	0	---	--	0	5	8%
Nov 15	at NYG	L	0/0	INACTIVE						
Nov 22	at Cle	L	0/0	RESERVE/COVID-19						
Nov 30	Sea	L	0/0	RESERVE/COVID-19						
Dec 6	at GB	L	0/0	INACTIVE						
Dec 13	NO	W	0/0	DID NOT PLAY						
Dec 20	at Ari	L	0/0	INACTIVE						
Dec 27	at Dal	L	0/0	INACTIVE						
Jan 3	Was	L	1/0	2	40	20.0	30	0	41	60%
Totals			8/0	4	85	21.3	37	0	141	13%

2019 GAME-BY-GAME STATISTICS (PHI)										
Date	Opp	GP/S	RECEIVING					SNAPS		
			Rec	Yds	Avg	Lg	TD	No	Pct	
Sep 8	Was	W	1/0	0	0	---	--	0	5	7%
Sep 15	at Atl	L	1/0	1	4	4.0	4	0	75	93%
Sep 22	Det	L	1/1	1	10	10.0	10	0	55	72%
Sep 26	at GB	W	1/0	0	0	---	--	0	6	10%
Oct 6	NYJ	W	1/0	0	0	---	--	0	2	3%
Oct 13	at Min	L	1/0	0	0	---	--	0	5	8%
Oct 20	at Dal	L	1/0	0	0	---	--	0	12	20%
Oct 27	at Buf	W	1/0	0	0	---	--	0	4	5%
Nov 3	Chi	W	1/0	0	0	---	--	0	15	17%
Nov 17	NE	L	1/0	1	29	29.0	29	0	19	25%
Nov 24	Sea	L	1/1	2	43	21.5	30	0	54	71%
Dec 1	at Mia	L	1/0	1	15	15.0	15	1	27	38%
Dec 9	NYG	W	1/1	2	29	14.5	22	0	80	90%
Dec 15	at Was	W	1/1	0	0	---	--	0	71	92%
Dec 22	Dal	W	1/1	2	39	19.5	27	0	45	62%
Dec 29	at NYG	W	1/0	0	0	---	--	0	17	23%
Totals			16/5	10	169	16.9	30	1	492	42%
PLAYOFFS										
Jan 5	Sea	L	1/0	0	0	---	--	0	12	17%
Totals			1/0	0	0	---	--	0	12	17%



GRAYLAND ARNOLD

SAFETY | 37



Height: 5-10 **Weight:** 187 **DOB:** Sept. 4, 1997 (Age 23)
NFL Experience: 2nd Year (2nd with Eagles) **Draft:** UDFA-20 by PHI
College: Baylor **Hometown (HS):** Kountze, TX (Kountze)

CAREER STATISTICS

Year	Team	GP/S	TACKLES					PASS DEFENSE					FUMBLES			DEF SNAPS	
			Total	Solo	Asst	TFL	Sacks	Int	Yds	Lg	TD	PD	FF	FR	Yds	No	Pct
2020	Philadelphia	6/0	10	6	4	1	0.0	0	0	--	0	1	0	0	0	82	7%
Totals		6/0	10	6	4	1	0.0	0	0	--	0	1	0	0	0	---	---

ADDITIONAL STATISTICS

Special Teams Tackles: 3 - 2020 (3)

CAREER HIGHS

Tackles	5	2x, last: 1/3/21 vs. Was.
Sacks	--	---
INTs	--	---
PDs	1	1/3/21 vs. Was.
FFs	--	---
FRs	--	---

Hobbies: Riding horses, fishing ... **Bucket list:** Take horses up to Montana and ride ... **Surprisingly good at:** Ping pong (used to always beat everyone in high school) ... **Prized possessions:** His daughters, Amina and Layla ... **If he could be any animal:** Caesar from *Planet of the Apes* (has a tattoo of Caesar on his arm) ... **If he could choose any karaoke song:** "Stone" by Whiskey Myers ... **Favorite movie:** *Step Brothers* ... **Favorite meal:** Snow crab and butter ... **Favorite quote:** "The biggest mistake we make in life is thinking we have time." - Kobe Bryant



2020 SEASON - EAGLES

- ▶ Saw action in six games during his rookie campaign, appearing in 82 defensive snaps (7%) and 75 special teams snaps (18%) ... Finished the season with 10 tackles (6 solo), 1 TFL and 1 PD on defense while also registering 3 special teams tackles
- ▶ Made a career-high 5 tackles in consecutive games on 12/27/20 at Dallas and 1/3/21 vs. Washington (also 1 PD)

COLLEGE HIGHLIGHTS

- ▶ Appeared in 37 games (26 starts) in four seasons (2016-19) at Baylor ... Totaled 107 tackles (82 solo), 20 PDs, 7.5 TFLs, 7 INTs, 1.0 sack, 1 FF and 1 FR during his collegiate career ... Also added 14 punt returns for 161 yards and 1 TD
- ▶ Earned second-team All-America honors from *Sports Illustrated* and second-team All-Big 12 honors from the *Associated Press* and league's coaches as a senior in 2019

BIRDSEED

- ▶ Earned a degree in kinesiology at Baylor
- ▶ Attended Kountze (TX) High School, where he played CB, S, QB, WR, KR and PR ... Named 2015 Class 3A Division I All-State first-team as a senior after posting 49 tackles, 4 FFs, 4 FRs (1 TD) and 2 INTs (1 TD) ... Also lettered in basketball, track and tennis
- ▶ Is the son of Grayland and Deborah Arnold

TRANSACTIONS

- ▶ **12/1/20** - Signed by PHI to active roster from practice squad ... **10/15/20** - Signed by PHI to practice squad ... **10/13/20** - Waived by PHI ... **10/10/20** - Signed by PHI to active roster from practice squad ... **10/3/20** - Elevated by PHI from practice squad for Week 4 at San Francisco ... **9/26/20** - Elevated by PHI from practice squad for Week 3 vs. Cincinnati ... **9/6/20** - Signed by PHI to practice squad ... **9/3/20** - Waived by PHI ... **2020** - Signed by PHI as UDFA

2020 GAME-BY-GAME STATISTICS (PHI)													
Date	Opp		GP/S	Tot	Solo	Sk	Int	PD	FF	FR	Snaps	Pct	
Sep 13	at Was	L	---	EAGLES PRACTICE SQUAD									
Sep 20	LAR	L	---	EAGLES PRACTICE SQUAD									
Sep 27	Cin	T	1/0	0	0	0.0	0	0	0	0	0	0%	
Oct 4	at SF	W	1/0	0	0	0.0	0	0	0	0	0	0%	
Oct 11	at Pit	L	1/0	0	0	0.0	0	0	0	0	0	0%	
Oct 18	Bal	L	---	EAGLES PRACTICE SQUAD									
Oct 22	NYG	W	---	EAGLES PRACTICE SQUAD									
Nov 1	Dal	W	---	EAGLES PRACTICE SQUAD									
Nov 15	at NYG	L	---	EAGLES PRACTICE SQUAD									
Nov 22	at Cle	L	---	EAGLES PRACTICE SQUAD									
Nov 30	Sea	L	---	EAGLES PRACTICE SQUAD									
Dec 6	at GB	L	1/0	0	0	0.0	0	0	0	0	0	0%	
Dec 13	NO	W	0/0	INACTIVE									
Dec 20	at Ari	L	0/0	INACTIVE									
Dec 27	at Dal	L	1/0	5	3	0.0	0	0	0	0	42	60%	
Jan 3	Was	L	1/0	5	3	0.0	0	1	0	0	40	63%	
Totals			6/0	10	6	0.0	0	1	0	0	82	7%	





JHAMON AUSBON

WIDE RECEIVER | 48

(pronounced jah-MON OZ-bun)



Height: 6-2 **Weight:** 217 **DOB:** Sept. 3, 1999 (Age 21)

NFL Experience: Rookie (1st with Eagles) **Draft:** UDFA-21 by PHI

College: Texas A&M **Hometown (HS):** Houston, TX (IMG Academy - Bradenton, FL)

COLLEGE STATISTICS

Year	College	GP	RECEIVING					OFF SNAPS	
			Rec	Yds	Avg	Lg	TD	No	Pct
2017	Texas A&M	12	50	571	11.4	38	3	---	---
2018	Texas A&M	9	31	375	12.1	26	0	---	---
2019	Texas A&M	13	66	872	13.2	41	5	---	---
2020	Texas A&M	COVID-19 OPT-OUT							
Totals		34	147	1,818	12.4	41	8	---	---

COLLEGE HIGHLIGHTS

- ▶ Produced 147 receptions for 1,818 yards (12.4 avg.) and 8 TDs in 34 career games at Texas Tech (2017-20) ... Opted out of the 2020 season due to the COVID-19 pandemic
- ▶ Started all 13 games during his junior season in 2019 ... Led the Aggies with career highs in receptions (66), receiving yards (872) and receiving TDs (5, ranked 2nd on the team) ... Finished 6th in the conference in receiving yards and 7th in receptions
- ▶ Recorded 31 catches for 375 yards (12.1 avg.) and started in all nine games he appeared during his 2018 sophomore season
- ▶ Selected to the Freshman All-SEC Team after posting 571 yards and 3 TDs on 50 receptions (11.4) in 2017 ... Finished the year with the 8th-most receptions in the conference

BIRDSEED

- ▶ Prepped at IMG Academy (Bradenton, FL) as a high school senior in 2016 ... Helped lead IMG Academy to an 11-0 record and No. 2 national ranking by posting 18 receptions for 399 yards and 5 TDs, earning him Under Armour All-America recognition ... Spent his junior year at St. Thomas (TX) High School after he originally attended Episcopal (TX) High School in the Houston area

TRANSACTIONS

- ▶ **2021** - Signed by PHI as UDFA





GENARD AVERY

DEFENSIVE END | 58



Height: 6-0 Weight: 250 DOB: April 26, 1995 (Age 26)

NFL Experience: 4th Year (3rd with Eagles) Draft: D5-18 (150th overall) by CLE Acquired: T-Cle-19

College: Memphis Hometown (HS): Grenada, MS (Grenada)

CAREER STATISTICS

Year	Team	GP/S	TACKLES					PASS DEFENSE					FUMBLES			DEF SNAPS	
			Total	Solo	Asst	TFL	Sacks	Int	Yds	Lg	TD	PD	FF	FR	Yds	No	Pct
2018	Cleveland	16/5	39	29	10	5	4.5	0	0	---	0	4	1	1	5	684	58%
2019	Cleveland	2/0	1	1	0	0	0.0	0	0	--	0	0	0	0	0	5	1%
	Philadelphia	8/0	2	1	1	1	0.5	0	0	--	0	0	0	0	0	33	3%
	<i>Totals</i>	<i>10/0</i>	<i>3</i>	<i>2</i>	<i>1</i>	<i>1</i>	<i>0.5</i>	<i>0</i>	<i>0</i>	<i>--</i>	<i>0</i>	<i>0</i>	<i>0</i>	<i>0</i>	<i>0</i>	<i>---</i>	<i>---</i>
2020	Philadelphia	11/0	14	10	4	4	1.5	0	0	--	0	1	0	0	0	126	11%
Totals		37/5	56	41	15	10	6.5	0	0	--	0	5	1	1	5	---	---

PLAYOFFS

2019	Philadelphia	0/0	0	0	0	0	0.0	0	0	--	0	0	0	0	0	0	0%
Totals		0/0	0	0	0	0	0.0	0	0	--	0	0	0	0	0	---	---

ADDITIONAL STATISTICS

Special Teams Tackles: 6 - 2020 (2), 2019 (3), 2018 (1)

CAREER HIGHS

Tackles	5	12/27/20 at Dal.
Sacks	1.0	5x, last: 10/4/20 at SF
INTs	--	---
PDs	1	5x, last: 10/18/20 vs. Bal.
FFs	1	9/9/18 vs. Pit.
FRs	1	10/21/18 at TB

When not playing football, he enjoys: Cutting grass and other farm work ... If he wasn't a football player, he'd be: Working with children ... Favorite movie: American Gangster ... Favorite TV show: The Bernie Mac Show



2020 SEASON - EAGLES

- Registered 14 tackles (10 solo), 4 TFLs, 1.5 sacks and 1 PD in 126 defensive snaps (11%) ... Also totaled 2 special teams tackles
- Posted a career-high 5 QB hits and also sacked 49ers QB **Nick Mullens** in the second quarter of the win at SF (10/4/20)

2019 SEASON - BROWNS & EAGLES

- Played in 147 special teams snaps (32%) and totaled 3 special teams tackles with the Eagles ... Saw action in 33 defensive snaps (3%) and recorded 3 tackles (2 solo), 1 TFL and 0.5 sacks

2018 SEASON - BROWNS

- Finished with the 7th-most sacks (4.5) by an NFL rookie ... Also produced 39 tackles (29 solo), 5 TFLs, 4 PDs, 1 FF and 1 FR
- Recovered a fumble in his first career start at TB (10/21/18)
- With less than one minute remaining in overtime, strip-sacked Steelers QB **Ben Roethlisberger** in his NFL debut at Pit. (9/9/18) ... Fumble was recovered by **Joe Schobert** to preserve the tie

COLLEGE HIGHLIGHTS

- Played in 50 career games (34 starts) at Memphis and finished with 232 tackles, 7 PDs, 4 FFs, and 1 FR ... Also returned 2 INTs for TDs ... Ranked 2nd in school history with 45.5 career TFLs as well as 3rd all-time with 21.5 career sacks
- As a senior in 2017, registered 7.0 sacks and established a Memphis single-season record with 22 TFLs ... Posted 2 INT-TDs and led the team with 5.0 sacks as a junior in 2016

BIRDSEED

- Attended Grenada (MS) High School, where he was named to the *Clarion-Ledger* 2013 All-State Team and received Mississippi 6A Region MVP honors after tallying 75 tackles, 3.5 sacks and 2 FFs as a senior ... Totaled 111 tackles, 6.0 sacks and 5 FFs as a junior, earning Class 6A All-State accolades ... Also was a Class 6A state champion powerlifter and lettered in track and field

2020 GAME-BY-GAME STATISTICS (PHI)												
Date	Opp		GP/S	Tot	Solo	Sk	Int	PD	FF	FR	Snaps	Pct
Sep 13	at Was	L	1/0	3	0	0.5	0	0	0	0	20	29%
Sep 20	LAR	L	0/0	INACTIVE								
Sep 27	Cin	T	1/0	1	1	0.0	0	0	0	0	11	15%
Oct 4	at SF	W	1/0	1	1	1.0	0	0	0	0	16	22%
Oct 11	at Pit	L	1/0	1	1	0.0	0	0	0	0	14	19%
Oct 18	Bal	L	1/0	0	0	0.0	0	1	0	0	7	10%
Oct 22	NYG	W	1/0	0	0	0.0	0	0	0	0	0	0%
Nov 1	Dal	W	0/0	RESERVE/INJURED								
Nov 15	at NYG	L	0/0	RESERVE/INJURED								
Nov 22	at Cle	L	0/0	RESERVE/INJURED								
Nov 30	Sea	L	1/0	0	0	0.0	0	0	0	0	0	0%
Dec 6	at GB	L	0/0	INACTIVE								
Dec 13	NO	W	1/0	0	0	0.0	0	0	0	0	0	0%
Dec 20	at Ari	L	1/0	2	2	0.0	0	0	0	0	12	18%
Dec 27	at Dal	L	1/0	5	5	0.0	0	0	0	0	24	34%
Jan 3	Was	L	1/0	1	0	0.0	0	0	0	0	22	35%
Totals			11/0	14	10	1.5	0	1	0	0	126	11%



TRANSACTIONS

- ▶ **11/30/20** - Activated from Reserve/Injured ... **10/30/20** - Placed on Reserve/Injured ... **10/28/19** - Acquired by PHI from CLE in exchange for an undisclosed draft choice in 2021 ... **2018** - Drafted by CLE in 5th round (150th overall)

2019 GAME-BY-GAME STATISTICS (CLE & PHI)												
Date	Opp		GP/S	Tot	Solo	Sk	Int	PD	FF	FR	Snaps	Pct
Sep 8	Ten	L	0/0	INACTIVE								
Sep 16	at NYJ	W	0/0	INACTIVE								
Sep 22	LAR	L	1/0	1	1	0.0	0	0	0	0	2	3%
Sep 29	at Bal	W	0/0	INACTIVE								
Oct 7	at SF	L	0/0	INACTIVE								
Oct 13	Sea	L	0/0	INACTIVE								
Oct 27	at NE	L	1/0	0	0	0.0	0	0	0	0	3	4%
ACQUIRED BY EAGLES FROM BROWNS (10/28/19)												
Nov 3	Chi	W	1/0	2	1	0.5	0	0	0	0	3	7%
Nov 17	NE	L	1/0	0	0	0.0	0	0	0	0	10	14%
Nov 24	Sea	L	1/0	0	0	0.0	0	0	0	0	2	3%
Dec 1	at Mia	L	1/0	0	0	0.0	0	0	0	0	5	7%
Dec 9	NYG	W	1/0	0	0	0.0	0	0	0	0	0	0%
Dec 15	at Was	W	1/0	0	0	0.0	0	0	0	0	4	8%
Dec 22	Dal	W	1/0	0	0	0.0	0	0	0	0	0	0%
Dec 29	at NYG	W	1/0	0	0	0.0	0	0	0	0	9	13%
Totals			10/0	3	2	0.5	0	0	0	0	---	---
PLAYOFFS												
Jan 5	Sea	L	0/0	INACTIVE								
Totals			0/0	0	0	0.0	0	0	0	0	0	0%

2018 GAME-BY-GAME STATISTICS (CLE)												
Date	Opp		GP/S	Tot	Solo	Sk	Int	PD	FF	FR	Snaps	Pct
Sep 9	Pit	T	1/0	4	3	1.0	0	0	1	0	43	51%
Sep 16	at NO	L	1/0	1	1	0.0	0	0	0	0	21	32%
Sep 20	NYJ	W	1/0	1	1	0.0	0	1	0	0	36	57%
Sep 30	at Oak	L	1/0	3	2	0.5	0	0	0	0	42	46%
Oct 7	Bal	W	1/0	1	1	0.0	0	1	0	0	32	37%
Oct 14	LAC	L	1/0	0	0	0.0	0	0	0	0	23	38%
Oct 21	at TB	L	1/1	2	2	0.0	0	0	0	1	74	78%
Oct 28	at Pit	L	1/1	1	1	0.0	0	0	0	0	52	73%
Nov 4	KC	L	1/1	3	3	1.0	0	0	0	0	40	64%
Nov 11	Atl	W	1/0	3	1	0.0	0	0	0	0	53	71%
Nov 25	at Cin	W	1/1	4	3	0.0	0	0	0	0	49	66%
Dec 2	at Hou	L	1/0	3	1	1.0	0	0	0	0	33	43%
Dec 9	Car	W	1/1	4	2	0.0	0	1	0	0	60	81%
Dec 15	at Den	W	1/0	4	4	0.0	0	0	0	0	57	78%
Dec 23	Cin	W	1/0	4	3	1.0	0	1	0	0	39	83%
Dec 30	at Bal	L	1/0	1	1	0.0	0	0	0	0	30	39%
Totals			16/5	39	29	4.5	0	4	1	1	684	58%



KAYODE AWOSIKA

GUARD | 72

(pronounced KYE-o-DEE ah-woh-SHEEK-ah)

Height: 6-3 **Weight:** 312 **DOB:** Oct. 27, 1998 (Age 22)

NFL Experience: Rookie (1st with Eagles) **Draft:** UDFA-21 by PHI

College: Buffalo **Hometown (HS):** Maple Grove, MN (Maple Grove)



COLLEGE STATISTICS

Year	College	GP	OFF SNAPS	
			No	Pct
2017	Buffalo	5	---	---
2018	Buffalo	14	---	---
2019	Buffalo	11	---	---
2020	Buffalo	7	---	---
Totals		37	---	---

COLLEGE HIGHLIGHTS

- ▶ A three-year starter, two-time captain and All-MAC selection at Buffalo (2017-20) ... Saw action in 37 games (32 starts), including 25 starts at RT and seven starts at LT, during his career
- ▶ Started all seven games at LT as a senior in 2020, earning first-team all-conference and second-team All-America honors while helping RB **Jaret Patterson** break numerous records ... Blocked for an offense that ranked 2nd in the nation in rushing yards per game (287.4) and allowed only 1 sack ... Unit was a semifinalist for the Joe Moore Award (given to the FBS' top OL) ... Also named to the 2020 Outland Trophy Preseason Watch List
- ▶ Voted a second-team All-MAC honoree after opening 11 games at RT in 2019 ... Part of a unit that was named honorable mention for the Joe Moore Award ... Helped block for an offense that rushed for a school-record 3,256 yards and allowed 8 sacks

BIRDSEED

- ▶ Is the son of Nigerian immigrants ... His first name translates to "Bringer of Joy" ... His father was Grand Chief of Ondo City, Nigeria, and an engineer before he and Kayode's mother moved to the United States ... His parents started their own business managing long-term care facilities in Minnesota
- ▶ Earned a bachelor's degree in business administration
- ▶ Attended Maple Grove (MN) High School, where he was named *USA Today* first-team All-Minnesota and first-team All-Metro as a senior ... Anchored an OL for a Crimson team that finished 9-3 overall and 6-2 in conference play ... Grew up playing soccer before switching to football and basketball in high school

TRANSACTIONS

- ▶ **2021** - Signed by PHI as UDFA





JAQUAN BAILEY

DEFENSIVE END | 66



Height: 6-2 **Weight:** 260 **DOB:** May 28, 1997 (Age 24)
NFL Experience: Rookie (1st with Eagles) **Draft:** UDFA-21 by PHI
College: Iowa State **Hometown (HS):** Jacksonville, FL (Raines)

COLLEGE STATISTICS

Year	College	GP	TACKLES					PASS DEFENSE					FUMBLES			DEF SNAPS	
			Total	Solo	Asst	TFL	Sacks	Int	Yds	Lg	TD	PD	FF	FR	Yds	No	Pct
2016	Iowa State	12	23	11	12	6	3.5	0	0	--	0	1	0	0	--	---	---
2017	Iowa State	13	34	19	15	11	7.0	0	0	--	0	3	2	0	--	---	---
2018	Iowa State	13	46	16	30	14.5	8.0	0	0	--	0	5	1	1	--	---	---
2019	Iowa State	4	10	2	8	0	0.0	0	0	--	0	1	0	0	--	---	---
2020	Iowa State	12	38	20	18	13	7.0	0	0	--	0	3	1	2	--	---	---
Totals		54	151	68	83	44.5	25.5	0	0	--	0	13	4	3	--	---	---



COLLEGE HIGHLIGHTS


- ▶ An All-America and All-Big 12 selection at Iowa State (2016-20) who registered 151 tackles (68 solo), 44.5 TFLs, 25.5 sacks, 13 PDs, 4 FFs and 3 FRs in 54 games (49 starts, tied for the most in program history) ... Finished his career as the Cyclones' all-time leader in both sacks (8th in Big 12 history) and TFLs
- ▶ As a redshirt senior in 2020, posted 38 tackles (20 solo) with 13 TFLs, 7.0 sacks, 3 PDs, 1 FF and 2 FRs ... Earned first- (FWAA, *Phil Steele*) and third-team All-America (*AP*) accolades and was voted first-team All-Big 12 ... Became the Cyclones' first All-American DL since **Mike Stensrud** in 1978 ... Selected to the East-West Shrine Bowl ... Additionally named to watch lists for the Bednarik Award, Nagurski Trophy and Ted Hendricks Award
- ▶ Voted Big 12 Defensive Player of the Week after recording single-game school records in sacks (3.5) and TFLs (4) while adding a career-high 7 tackles and 1 FR at TCU (9/26/20)
- ▶ Received second-team All-Big 12 honors as a junior in 2018, producing career highs in tackles (46), TFLs (14.5) and sacks (8.0) ... Named All-Big 12 honorable mention as a sophomore in 2017 as well as honorable mention Freshman All-America in 2016

BIRDSEED

- ▶ Majored in criminal justice at Iowa State
- ▶ Attending Raines (FL) High School, the alma mater of Eagles Pro Football Hall of Famers **Harold Carmichael** and **Brian Dawkins** and former Eagles Pro Bowl CB **Lito Sheppard** ... Played on the OL and DL ... As a senior, registered 89 tackles (37 solo), 25 TFLs and 14.0 sacks en route to all-state recognition
- ▶ Is the son of Joe and Valyrie Bailey ... Played alongside his twin brother, Joshua (DT), in high school and college

TRANSACTIONS

- ▶ **2021** - Signed by PHI as UDFA



DEREK BARNETT

DEFENSIVE END | 96



Height: 6-3 **Weight:** 259 **DOB:** June 25, 1996 (Age 25)
NFL Experience: 5th Year (5th with Eagles) **Draft:** D1-17 (14th overall) by PHI
College: Tennessee **Hometown (HS):** Brentwood, TN (Brentwood Academy)

All-Rookie: 2017 Super Bowl Champion: 2017 (LII)

CAREER STATISTICS

Year	Team	GP/S	TACKLES					PASS DEFENSE					FUMBLES			DEF SNAPS	
			Total	Solo	Asst	TFL	Sacks	Int	Yds	Lg	TD	PD	FF	FR	Yds	No	Pct
2017	Philadelphia	15/0	25	18	7	9	5.0	0	0	--	0	0	1	2	23	424	41%
2018	Philadelphia	6/6	19	13	6	4	2.5	0	0	--	0	0	0	0	0	235	23%
2019	Philadelphia	14/14	40	27	13	11	6.5	0	0	--	0	0	2	0	0	712	69%
2020	Philadelphia	13/10	40	28	12	9	5.5	0	0	--	0	0	0	0	0	534	49%
Totals		47/30	124	86	38	33	19.5	0	0	--	0	0	3	2	23	---	---

PLAYOFFS

2017	Philadelphia	3/0	3	3	0	1	1.0	0	0	--	0	0	1	1	-3	83	40%
2018	Philadelphia	0/0	RESERVE/INJURED (10/25/18)														
2019	Philadelphia	1/1	3	1	2	0	0.0	0	0	--	0	0	0	0	0	56	88%
Totals		4/1	6	4	2	1	1.0	0	0	--	0	0	1	1	-3	---	---

ADDITIONAL STATISTICS

Fumble Recovery TDs: 1 - 2017 (1) **Blocked FGs:** 2 - 2020 (1), 2017 (1) **Blocked FG Recoveries:** 1 - 2017 (1) **Blocked PATs:** 2 - 2019 (1), 2017 (1)

CAREER HIGHS

Tackles	6	2x, last: 12/1/19 at Mia.
Sacks	2.0	4x, last: 9/27/20 vs. Cin.
INTs	--	---
PDs	--	---
FFs	1	4x, last: 10/27/19 at Buf.
FRs	1	3x, last: 2/4/18 at NE (SB)

First job: Worked on a farm cutting grass and weeding ... **Bucket list:** Travel to Africa ... **Prized possessions:** His old college and high school jerseys ... **Desired talent:** Ability to sing ... **Best player he ever lined up against:** Jason Peters in practice ... **Player he models his game after:** Michael Bennett ... **Favorite movie:** *Boyz n the Hood* ... **Favorite meal:** Crab legs



CAREER HIGHLIGHTS

- ▶ Delivered on one of the most important plays in Eagles history when he recovered the fumble on **Brandon Graham's** fourth-quarter strip-sack of Patriots QB **Tom Brady** in **Super Bowl LII** ... The takeaway set up a 46-yard FG by **Jake Elliott** that gave the Eagles a 41-33 lead with 1:05 remaining in the game
- ▶ Named to the PFWA **All-Rookie Team** in 2017

2020 SEASON - EAGLES

- ▶ Registered a career-high-tying 40 tackles (28 solo) along with 9 TFLs and 5.5 sacks in 534 defensive snaps (49%)
- ▶ Blocked a 47-yard FG attempt by Browns K **Cody Parkey** at Cle. (11/22/20) ... Marked his 4th career blocked kick
- ▶ Recorded a career-high-tying 2.0 sacks vs. Cin. (9/27/20)

2019 SEASON - EAGLES

- ▶ Produced career highs in tackles (40), TFLs (11), sacks (6.5), QB pressures and hits (32, tied) and FFs (2)
- ▶ Brought down Giants QB **Daniel Jones** twice in the 34-17, division-clinching win at NYG (12/29/19)
- ▶ Combined with **Fletcher Cox** to sack and force a fumble against Bills QB **Josh Allen** in the 31-13 victory at Buf. (10/27/19) ... Also blocked a PAT attempt by Bills K **Stephen Hauschka**

2018 SEASON - EAGLES

- ▶ Totaled 19 tackles (13 solo), 4 TFLs, 2.5 sacks and 15 QB pressures and hits before being placed on Reserve/Injured

2017 SEASON - EAGLES

- ▶ Posted 25 tackles (18 solo), 9 TFLs, 5.0 sacks, 1 FF and 2 FRs (including 1 TD) in his debut season ... His 5.0 sacks were the most by an Eagles rookie since **Fletcher Cox** in 2012 (5.5)

2020 GAME-BY-GAME STATISTICS (PHI)														
Date	Opp		GP/S	Tot	Solo	Sk	Int	PD	FF	FR	Snaps	Pct		
Sep 13	at Was	L	0/0	INACTIVE										
Sep 20	LAR	L	1/0	4	3	0.0	0	0	0	0	33	48%		
Sep 27	Cin	T	1/0	4	4	2.0	0	0	0	0	38	53%		
Oct 4	at SF	W	1/0	4	2	0.5	0	0	0	0	43	59%		
Oct 11	at Pit	L	1/1	2	1	0.0	0	0	0	0	49	65%		
Oct 18	Bal	L	1/1	3	1	0.0	0	0	0	0	40	55%		
Oct 22	NYG	W	1/1	3	2	1.0	0	0	0	0	38	63%		
Nov 1	Dal	W	1/1	1	1	0.0	0	0	0	0	41	52%		
Nov 15	at NYG	L	1/1	3	2	1.0	0	0	0	0	46	65%		
Nov 22	at Cle	L	1/1	3	2	0.0	0	0	0	0	38	57%		
Nov 30	Sea	L	1/1	4	2	1.0	0	0	0	0	40	60%		
Dec 6	at GB	L	1/1	3	2	0.0	0	0	0	0	38	62%		
Dec 13	NO	W	1/1	3	3	0.0	0	0	0	0	38	60%		
Dec 20	at Ari	L	1/1	3	3	0.0	0	0	0	0	52	76%		
Dec 27	at Dal	L	0/0	INACTIVE										
Jan 3	Was	L	0/0	INACTIVE										
Totals			13/10	40	28	5.5	0	0	0	0	534	49%		

- ▶ Delivered on one of the most important plays in Eagles history when he recovered the fumble on **Brandon Graham's** fourth-quarter strip-sack of Patriots QB **Tom Brady** in **Super Bowl LII** ... The takeaway set up a 46-yard FG by **Jake Elliott** that gave the Eagles a 41-33 lead with 1:05 remaining in the game
- ▶ Strip-sacked QB **Case Keenum** to halt a Vikings red zone drive in the NFC Championship win vs. Min. (1/21/18) ... Became the first Eagles rookie to record a strip-sack in a playoff game since **Derrick Burgess** on 1/27/02 at St. Louis
- ▶ Capped off the Eagles' 19-10 victory vs. Oak. (12/25/17) with a 23-yard fumble recovery TD as time expired ... Became the first Eagles rookie to register a fumble recovery TD since **Brian Rolle** on 11/7/11 vs. Chicago (22-yard TD)
- ▶ Blocked a PAT attempt by Giants K **Aldrick Rosas** in the 34-29 win at NYG (12/17/17) ... According to Elias Sports, the Eagles became the first NFL team to block a punt, FG and PAT in the same game since the Buffalo Bills on 11/24/91 at New England (blocked 2 FGs, 1 PAT and 1 punt)
- ▶ Led the Eagles with a career-high-tying 2.0 sacks in the 37-9 victory at Dal. (11/19/17), including his first career strip-sack (Cowboys QB **Dak Prescott**) that resulted in a 37-yard fumble recovery TD by **Nigel Bradham**
- ▶ Blocked and recovered a 49ers K **Robbie Gould** FG attempt in the third quarter of the 33-10 win vs. SF (10/29/17)
- ▶ Posted a career-high 2.0 sacks vs. Was. (10/23/17)

COLLEGE HIGHLIGHTS

- ▶ Played in 39 games (36 starts) during his three-year career at Tennessee, where he set a new school record with 33.0 sacks ... Surpassed the previous record of 32.0 set by Pro Football Hall of Famer and Eagles legend **Reggie White** (1980-83)
- ▶ Earned first-team All-America honors from the *Associated Press* as a junior in 2016 after registering a career-high 13.0 sacks with 56 total tackles, 19 TFLs, 16 hurries and 2 FFs

2019 GAME-BY-GAME STATISTICS (PHI)													
Date	Opp		GP/S	Tot	Solo	Sk	Int	PD	FF	FR	Snaps	Pct	
Sep 8	Was	W	1/1	4	3	0.0	0	0	0	0	52	81%	
Sep 15	at Atl	L	1/1	3	3	0.0	0	0	0	0	50	76%	
Sep 22	Det	L	1/1	3	2	0.0	0	0	0	0	43	67%	
Sep 26	at GB	W	1/1	4	3	1.0	0	0	1	0	61	75%	
Oct 6	NYJ	W	1/1	2	2	1.0	0	0	0	0	43	73%	
Oct 13	at Min	L	1/1	2	1	0.0	0	0	0	0	57	80%	
Oct 20	at Dal	L	1/1	2	2	1.0	0	0	0	0	53	76%	
Oct 27	at Buf	W	1/1	2	0	0.5	0	0	1	0	53	85%	
Nov 3	Chi	W	1/1	2	0	0.0	0	0	0	0	36	80%	
Nov 17	NE	L	1/1	6	1	0.0	0	0	0	0	65	88%	
Nov 24	Sea	L	1/1	1	1	0.0	0	0	0	0	53	82%	
Dec 1	at Mia	L	1/1	6	6	1.0	0	0	0	0	50	69%	
Dec 9	NYG	W	0/0	INACTIVE									
Dec 15	at Was	W	0/0	INACTIVE									
Dec 22	Dal	W	1/1	1	1	0.0	0	0	0	0	45	73%	
Dec 29	at NYG	W	1/1	2	2	2.0	0	0	0	0	51	69%	
Totals			14/14	40	27	6.5	0	0	2	0	712	69%	

PLAYOFFS

Jan 5	Sea	L	1/1	3	1	0.0	0	0	0	0	56	88%
Totals			1/1	3	1	0.0	0	0	0	0	56	88%



- ▶ Named second-team All-SEC by the *Associated Press* after leading the team with 10.0 sacks as a sophomore in 2015 ... Also received second-team All-SEC and Freshman All-America honors after setting a true-freshman school record with 10.0 sacks

BIRDSEED

- ▶ Majored in communication studies at Tennessee
- ▶ Prepped at Brentwood Academy (TN), where he earned all-state honors as a DE ... As a senior, recorded 60 tackles, 18 TFLs, 5.5 sacks and 1 FF and led his team to a state semifinal berth
- ▶ Considers his mother, Christine, his best friend and inspiration ... Christine, who works in a UPS warehouse and at times has held three jobs to support her children, instilled a humble attitude

TRANSACTIONS

- ▶ **4/28/20** - 5th-year option exercised by PHI ... **10/25/18** - Placed on Reserve/Injured ... **2017** - Drafted by PHI in 1st round (14th overall)

2018 GAME-BY-GAME STATISTICS (PHI)

Date	Opp	GP/S	Tot	Solo	Sk	Int	PD	FF	FR	Snaps	Pct
Sep 6	Atl	W	1/1	2	1	0.0	0	0	0	40	57%
Sep 16	at TB	L	1/1	5	3	0.0	0	0	0	35	60%
Sep 23	Ind	W	1/1	5	3	1.5	0	0	0	38	64%
Sep 30	at Ten	L	1/1	3	2	1.0	0	0	0	54	76%
Oct 7	Min	L	0/0	INACTIVE							
Oct 11	at NYG	W	1/1	2	2	0.0	0	0	0	31	48%
Oct 21	Car	L	1/1	2	2	0.0	0	0	0	37	63%
Oct 28	at Jax	W	0/0	RESERVE/INJURED							
Nov 11	Dal	L	0/0	RESERVE/INJURED							
Nov 18	at NO	L	0/0	RESERVE/INJURED							
Nov 25	NYG	W	0/0	RESERVE/INJURED							
Dec 3	Was	W	0/0	RESERVE/INJURED							
Dec 9	at Dal	L	0/0	RESERVE/INJURED							
Dec 16	at LAR	W	0/0	RESERVE/INJURED							
Dec 23	Hou	W	0/0	RESERVE/INJURED							
Dec 30	at Was	W	0/0	RESERVE/INJURED							
Totals			6/6	19	13	2.5	0	0	0	235	23%
PLAYOFFS											
Jan 6	at Chi	W	0/0	RESERVE/INJURED							
Jan 13	at NO	L	0/0	RESERVE/INJURED							
Totals			0/0	0	0	0.0	0	0	0	0	0%



2017 GAME-BY-GAME STATISTICS (PHI)

Date	Opp	GP/S	Tot	Solo	Sk	Int	PD	FF	FR	Snaps	Pct	
Sep 10	at Was	W	1/0	2	2	0.0	0	0	0	26	41%	
Sep 17	at KC	L	1/0	1	1	0.0	0	0	0	21	40%	
Sep 24	NYG	W	1/0	0	0	0.0	0	0	0	26	38%	
Oct 1	at LAC	W	1/0	3	2	0.0	0	0	0	24	42%	
Oct 8	Ari	W	1/0	0	0	0.0	0	0	0	26	43%	
Oct 12	at Car	W	1/0	2	0	0.5	0	0	0	39	48%	
Oct 23	Was	W	1/0	3	3	2.0	0	0	0	36	56%	
Oct 29	SF	W	1/0	2	2	0.0	0	0	0	34	52%	
Nov 5	Den	W	1/0	3	3	0.0	0	0	0	29	45%	
Nov 19	at Dal	W	1/0	4	2	2.0	0	0	1	32	51%	
Nov 26	Chi	W	1/0	0	0	0.0	0	0	0	26	47%	
Dec 3	at Sea	L	1/0	1	0	0.5	0	0	0	26	42%	
Dec 10	at LAR	W	1/0	0	0	0.0	0	0	0	17	35%	
Dec 17	at NYG	W	1/0	2	2	0.0	0	0	0	42	48%	
Dec 25	Oak	W	1/0	2	1	0.0	0	0	0	20	29%	
Dec 31	Dal	L	0/0	INACTIVE								
Totals			15/0	25	18	5.0	0	0	1	2	424	41%
PLAYOFFS												
Jan 13	Atl	W	1/0	0	0	0.0	0	0	0	16	25%	
Jan 21	Min	W	1/0	2	2	1.0	0	0	1	33	49%	
Feb 4	at NE	W	1/0	1	1	0.0	0	0	0	34	45%	
Totals			3/0	3	3	1.0	0	0	1	1	83	40%

MULTI-SACK GAMES (5)

Date	Opponent	Sacks
9/27/20	vs. Cincinnati Bengals (T, 23-23)	2.0
12/29/19	at New York Giants (W, 34-17)	2.0
11/19/17	at Dallas Cowboys (W, 37-9)	2.0
10/23/17	vs. Washington (W, 34-24)	2.0
9/23/18	vs. Indianapolis Colts (W, 20-16)	1.5



SHAUN BRADLEY

LINEBACKER | 54



Height: 6-1 **Weight:** 240 **DOB:** April 8, 1997 (Age 24)
NFL Experience: 2nd Year (2nd with Eagles) **Draft:** D6a-20 (196th overall) by PHI
College: Temple **Hometown (HS):** Mount Holly, NJ (Rancocas Valley)

CAREER STATISTICS

Year	Team	GP/S	TACKLES					PASS DEFENSE					FUMBLES			DEF SNAPS		
			Total	Solo	Asst	TFL	Sacks	Int	Yds	Lg	TD	PD	FF	FR	Yds	No	Pct	
2020	Philadelphia	15/0	6	4	2	1	0.0	0	0	--	0	0	0	0	0	0	76	7%
Totals		15/0	6	4	2	1	0.0	0	0	--	0	0	0	0	0	---	---	

ADDITIONAL STATISTICS

Special Teams Tackles: 12 - 2020 (12)

CAREER HIGHS

Tackles	2	12/27/20 at Dal.
Sacks	--	---
INTs	--	---
PDs	--	---
FFs	--	---
FRs	--	---



2020 SEASON - EAGLES

- ▶ Appeared in 15 games as a rookie ... Registered 6 tackles (4 solo) and 1 TFL in 76 defensive snaps (7%) ... Ranked 2nd on the team with 282 special teams snaps (66%), trailing only **Alex Singleton** (296, 70%) ... Also finished with the 2nd-most special teams tackles (12) on the team, behind **Rudy Ford** (13)

COLLEGE HIGHLIGHTS

- ▶ Totaled 256 tackles, 22 TFLs, 8 PDs, 3 INTs, 3 FFs, 1.0 sack and 1 FR in 50 career games at Temple ... Selected to the 2019 Chuck Bednarik Award and Bronko Nagurski Trophy watch lists and was an All-AAC honoree ... Recorded a team-leading, career-high 87 tackles with 8 TFLs, 3 PDs, 1 FF and 1 FR as a senior

BIRDSEED

- ▶ Traveled to Japan with head coach Geoff Collins and seven other Temple players for a week of football clinics and culture in 2018 ... Majored in adult and organizational development
- ▶ Played RB and DB at Rancocas Valley (NJ) High School ... Named first-team all-county after rushing for 1,467 yards and 22 TDs as a senior ... Also lettered in basketball and track and earned Rancocas Valley Male Athlete of the Year honors in 2014-15
- ▶ Originally born in Westhampton, NJ ... Is the son of Ashley (biological mother) and Jamar Smith and Lydia and Marcus (biological father) Bradley ... Has four siblings: two sisters (Gianna and Genesys Smith) and two brothers (Cameron and Alex Bradley)

TRANSACTIONS

- ▶ 1/1/21 - Placed on Reserve/Injured ... 2020 - Drafted by PHI in 6th round (196th overall)

2020 GAME-BY-GAME STATISTICS (PHI)

Date	Opp	GP/S	Tot	Solo	Sk	Int	PD	FF	FR	Snaps	Pct
Sep 13	at Was	L 1/0	1	1	0.0	0	0	0	0	8	11%
Sep 20	LAR	L 1/0	0	0	0.0	0	0	0	0	0	0%
Sep 27	Cin	T 1/0	0	0	0.0	0	0	0	0	0	0%
Oct 4	at SF	W 1/0	0	0	0.0	0	0	0	0	2	3%
Oct 11	at Pit	L 1/0	1	1	0.0	0	0	0	0	4	5%
Oct 18	Bal	L 1/0	1	1	0.0	0	0	0	0	32	44%
Oct 22	NYG	W 1/0	0	0	0.0	0	0	0	0	1	2%
Nov 1	Dal	W 1/0	0	0	0.0	0	0	0	0	0	0%
Nov 15	at NYG	L 1/0	1	0	0.0	0	0	0	0	5	7%
Nov 22	at Cle	L 1/0	0	0	0.0	0	0	0	0	0	0%
Nov 30	Sea	L 1/0	0	0	0.0	0	0	0	0	0	0%
Dec 6	at GB	L 1/0	0	0	0.0	0	0	0	0	3	5%
Dec 13	NO	W 1/0	0	0	0.0	0	0	0	0	10	16%
Dec 20	at Ari	L 1/0	0	0	0.0	0	0	0	0	0	0%
Dec 27	at Dal	L 1/0	2	1	0.0	0	0	0	0	11	16%
Jan 3	Was	L 0/0	RESERVE/INJURED								
Totals		15/0	6	4	0.0	0	0	0	0	76	7%

First job: IHOP ... **Bucket list:** Travel to Bora Bora ... **If he could play another sport, what position/team:** Shooting guard, Los Angeles Lakers ... **Favorite athletes growing up:** LaDanian Tomlinson, Kobe Bryant ... **Favorite quote:** "You miss 100 percent of the shots you don't take." ... **Favorite movie:** Bad Boys ... **Favorite TV show:** Martin ... **Favorite music:** Shy Glizzy, Tsu Surf, Rod Wave, Lil Baby, G Herbo ... **Favorite throwback jersey:** Kobe Bryant, Lower Merion High School



BRANDON BROOKS

GUARD | 79



Height: 6-5 Weight: 335 DOB: Aug. 19, 1989 (Age 31)

NFL Experience: 10th Year (6th with Eagles) Draft: D3b-12 (76h overall) by HOU Acquired: FA-Hou-16

College: Miami (OH) Hometown (HS): Milwaukee, WI (Riverside University)

Pro Bowl: 2018, 2019, 2020 Super Bowl Champion: 2017 (LII)

CAREER STATISTICS

			STARTS		OFF SNAPS	
Year	Team	GP/S	LG	RG	No	Pct
2012	Houston	6/0	0	0	110	10%
2013	Houston	15/15	0	15	1,043	93%
2014	Houston	15/15	0	15	985	89%
2015	Houston	14/14	1	13	981	83%
2016	Philadelphia	14/14	0	14	991	87%
2017	Philadelphia	16/16	0	16	1,077	95%
2018	Philadelphia	16/16	0	16	1,087	99%
2019	Philadelphia	16/16	0	16	1,064	90%
2020	Philadelphia	0/0	RESERVE/PUP (9/5/20)			
Totals		112/106	1	105	---	---

PLAYOFFS						
Year	Team	GP/S	LG	RG	No	Pct
2012	Houston	2/0	0	0	63	40%
2015	Houston	1/1	0	1	64	100%
2017	Philadelphia	3/3	0	3	207	100%
2018	Philadelphia	2/2	0	2	82	69%
2019	Philadelphia	0/0	RESERVE/INJURED (1/1/20)			
Totals		8/6	0	6	---	---

First jersey: Ray Allen, Milwaukee Bucks ... **If he could be any superhero:** Deadpool, The Flash or Wolverine ... **First job:** Worked on the grounds crew in college at Miami (OH), landscaped and poured concrete ... **Best players he has faced:** Geno Atkins and Ndamukong Suh ... **Hobbies:** Golfing and reading ... **Favorite Halloween costume:** The Black Ranger from *Power Rangers* ... **Favorite throwback jerseys:** Reggie White, Philadelphia Eagles; Satchel Paige; George Gervin ... **Favorite Philadelphia restaurant:** Ralph's Italian Restaurant ... **Favorite books:** *Zero to One* by Peter Thiel, *Outliers* by Malcolm Gladwell, and *The Road to Character* by David Brooks



CAREER HIGHLIGHTS

- ▶ A three-time **Pro Bowl** honoree (2018, '19, '20) and key member of Philadelphia's **Super Bowl LII** championship team ... His three Pro Bowl nods are the most by any G in franchise history
- ▶ In 2019, was part of an OL that became the fourth unit in Eagles history to send three players to the Pro Bowl (also **Lane Johnson** and **Jason Kelce**) ... Surrendered only 2 sacks in 1,064 offensive snaps (90%) and helped the team rank 3rd in red zone TD efficiency (66.7%) and 4th in third-down conversion rate (45.4%)
- ▶ Allowed just 1 sack in 1,087 offensive snaps (99%) in 2018
- ▶ Blocked for one of the most dominant OLs in the NFL during the Eagles' **Super Bowl LII**-winning season in 2017 ... Did not allow a sack in 1,077 offensive snaps (95%) ... Helped Philadelphia lead the league in red zone offense (65.5%) and rank 3rd in rushing offense (132.2 ypg) and offensive points per game (26.3)
- ▶ Gave up only 1 sack in 991 offensive snaps (87%) in 2016
- ▶ With the Texans in 2015, paved the way for the NFL's 5th-ranked rushing offense (135.1 ypg, 2nd-most in franchise history) on a unit that gave up the 4th-fewest sacks (26) in the league

COLLEGE HIGHLIGHTS

- ▶ Started 41 of 45 games played at Miami (OH) ... A three-time All-Mid-American Conference selection ... Registered 287 knock-downs and 47 TD-resulting blocks, including 35 TD-resulting blocks on the RedHawks' 40 rushing TDs during his career
- ▶ Made the switch to RG during his senior season in 2011, starting in all 12 games ... Earned all-conference recognition as well as an appearance in the East-West Shrine Game
- ▶ Missed the beginning of his junior year in 2010 with an injury but returned to start two games at LT and four games at LG, helping Miami (OH) go 6-0 in those contests ... Despite the limited time, received All-MAC second-team honors for the second consecutive season (also 2009, when he posted 12 TD-resulting blocks) ... Named the RedHawks' Freshman of the Year in 2008

BIRDSEED

- ▶ In May 2018, returned to his alma mater at Miami (OH) to deliver a commencement speech to a graduating class of more than 4,000 students ... His inspirational speech highlighted his battle with anxiety and also touched on the importance of having a positive outlook on life ... "I am proud of a number of accomplishments I achieved this year – Pro Bowl, Super Bowl – but I am especially proud of defeating the anxiety that has affected me in the past. Truth be told, today I'm feeling a little anxious, but I've learned through therapy to not worry or care about making a mistake. Why? The best thing about life is that it goes on."

TRANSACTIONS

- ▶ **9/5/20** - Placed on Reserve/Physically Unable to Perform ... **8/4/20** - Placed on Active/Physically Unable to Perform ... **1/1/20** - Placed on Reserve/Injured ... **11/11/19** - Signed by PHI to 4-year contract extension ... **3/9/16** - Agreed to terms with PHI on 5-year contract ... **2012** - Drafted by HOU in 3rd round (76th overall)



HAKEEM BUTLER

TIGHT END | 89



Height: 6-5 Weight: 227 DOB: May 16, 1996 (Age 25)

NFL Experience: 1st Year (1st with Eagles) Draft: D4-19 (103rd overall) by ARI Acquired: PS-Car-20

College: Iowa State Hometown (HS): Fort Bend, TX (Travis)

CAREER STATISTICS

Year	Team	GP/S	RECEIVING					OFF SNAPS	
			Rec	Yds	Avg	Lg	TD	No	Pct
2019	Arizona	0/0	RESERVE/INJURED (8/25/19)						
2020	Philadelphia	2/0	0	0	---	---	0	1	1%
Totals		2/0	0	0	---	---	0	---	---

ADDITIONAL STATISTICS

Special Teams Tackles: 1 - 2020 (1)

CAREER HIGHS

Receptions	--	---
Receiving Yards	--	---
Receiving Long	--	---
Receiving TDs	--	---

Bucket list: Climb Mount Everest ... **Prized possession:** Signed Kobe Bryant jersey ... **Moment left starstruck:** Meeting Andre 3000 at New York Fashion Week ... **If he could play another sport, what position/team:** Shortstop, New York Yankees ... **Favorite TV show:** The Office ... **Favorite movie:** Any Christopher Nolan movie ... **Favorite music artist:** Kanye West

2020 GAME-BY-GAME STATISTICS (CAR & PHI)

Date	Opp	GP/S	RECEIVING					SNAPS		
			Rec	Yds	Avg	Lg	TD	No	Pct	
NOT ON NFL ROSTER										
Sep 20	at TB	L	---	PANTHERS PRACTICE SQUAD						
Sep 27	at LAC	W	---	PANTHERS PRACTICE SQUAD						
SIGNED BY PHI TO ACTIVE ROSTER FROM CAR PRACTICE SQUAD (9/29/20)										
Oct 4	at SF	W	0/0	INACTIVE						
Oct 11	at Pit	L	0/0	INACTIVE						
Oct 18	Bal	L	1/0	0	0	---	---	0	0	0%
Oct 22	NYG	W	1/0	0	0	---	---	0	1	0%
WAIVED BY EAGLES (10/31/20); SIGNED BY PHI TO PRACTICE SQUAD (11/2/20)										
Nov 15	at NYG	L	---	EAGLES PRACTICE SQUAD						
Nov 22	at Cle	L	---	EAGLES PRACTICE SQUAD						
Nov 30	Sea	L	---	EAGLES PRACTICE SQUAD						
Dec 6	at GB	L	---	EAGLES PRACTICE SQUAD						
Dec 13	NO	W	---	EAGLES PRACTICE SQUAD						
Dec 20	at Ari	L	---	EAGLES PRACTICE SQUAD						
Dec 27	at Dal	L	---	EAGLES PRACTICE SQUAD						
Jan 3	Was	L	---	EAGLES PRACTICE SQUAD						
Totals		2/0	0	0	---	---	0	1	1%	

2020 SEASON - EAGLES

- ▶ Appeared in two games and saw action in 1 offensive snap and 29 special teams snaps (7%), recording 1 special teams tackle

COLLEGE HIGHLIGHTS

- ▶ Played collegiately at Iowa State, where he registered 110 receptions for 2,149 yards (4th in program history) and 18 TDs (3rd in program history) in 37 career games
- ▶ Received second-team All-America, first-team All-Big 12 and USA Today All-Bowl Team recognition after posting 60 catches for a school-record 1,318 yards and 9 TDs (2nd in program history) in 13 starts as a junior in 2018 ... His 22.0 yards per reception set a single-season school record and ranked 3rd in the nation ... Also a member of the Biletnikoff Award watch list and a semifinalist for the Earl Campbell Tyler Rose Award
- ▶ Named an honorable mention All-Big 12 selection after totaling 41 catches for 697 yards and 7 TDs in 13 games (six starts) as a sophomore during the 2017 season

BIRDSEED

- ▶ Prepped at Travis (TX) High School and was a two-sport standout in football and basketball ... Earned all-conference honors with 28 catches for 378 yards and 5 TDs as a senior in 2014 ... Averaged double figures on the hardwood during his junior year
- ▶ Originally born in Baltimore, MD ... Moved to Texas to live with his aunt and uncle after his mother, Sheryl, passed away from breast cancer when he was 16 years old
- ▶ Is the cousin of Aaron and Andrew Harrison, who are former Kentucky basketball stars who currently play professionally

TRANSACTIONS

- ▶ 1/4/21 - Signed by PHI to reserve/future contract ... 11/2/20 - Signed by PHI to practice squad ... 10/31/20 - Waived by PHI ... 9/29/20 - Signed by PHI to active roster from CAR practice squad ... 9/18/20 - Signed by CAR to practice squad ... 9/4/20 - Waived by ARI ... 8/25/19 - Placed on Reserve/Injured ... 2019 - Drafted by ARI in 4th round (103rd overall)





LE'RAVEN CLARK

TACKLE | 61



Height: 6-5 Weight: 311 DOB: April 22, 1993 (Age 28)

NFL Experience: 6th Year (1st with Eagles) Draft: D3-16 (82nd overall) by IND Acquired: FA-Ind-21

College: Texas Tech Hometown (HS): Rockdale, TX (Rockdale)

CAREER STATISTICS

Year	Team	GP/S	STARTS			OFF SNAPS	
			LT	RG	RT	No	Pct
2016	Indianapolis	8/3	0	1	2	200	18%
2017	Indianapolis	15/5	0	5	0	323	31%
2018	Indianapolis	12/4	4	0	0	365	32%
2019	Indianapolis	0/0	0	0	0	0	0%
2020	Indianapolis	12/3	2	0	1	148	14%
Totals		47/15	6	6	3	---	---
PLAYOFFS							
2018	Indianapolis	0/0	0	0	0	0	0%
2020	Indianapolis	0/0	RESERVE/INJURED (12/9/20)				
Totals		0/0	0	0	0	0	0%

CAREER HIGHLIGHTS

- ▶ Appeared in 148 offensive snaps (14%) over 12 games in 2020 ... Made starts at both the LT (two) and RT (one) positions
- ▶ Saw action in a career-high 365 offensive snaps (32%) in 2018, playing in 12 contests with four starts at LT
- ▶ Logged career highs in games (15) and starts (five at RG) during the 2017 season, appearing in 323 offensive snaps (31%)
- ▶ Played in eight contests as a rookie, including starts at RG (one) and RT (two) ... Combined for 200 offensive snaps (18%)

COLLEGE HIGHLIGHTS

- ▶ Started all 51 games and anchored the Red Raiders' OL during his four-year collegiate career at Texas Tech ... Voted a team captain and earned second-team All-America honors following his senior season ... Also tabbed a three-time All-Big 12 first-team selection in each of his first three years playing LT from 2013-15

BIRDSEED

- ▶ Enjoys woodworking as a hobby during his free time ... Has created furniture for his own house and also uses items he makes as gifts ... Buys the materials himself or gets them donated from friends and doesn't sell any of the finished products
- ▶ Attended Rockdale (TX) High School, where he was selected an Under Armour All-American ... Ranked as a four-star prospect by Scout.com and a three-star recruit by Rivals.com and ESPN.com ... Tabbed an all-state selection as a senior ... Earned District 23-3A honors on both the OL and DL his junior and senior years

TRANSACTIONS

- ▶ 5/19/21 - Signed by PHI ... 12/9/20 - Placed on Reserve/Injured ... 3/20/20 - Re-signed by IND ... 2016 - Drafted by IND in 3rd round (82nd overall)



Nicknames: "Raven, Crow, Meathead, Nibbles. That's just a few."
 ... **Hobbies:** Fishing, hunting, furniture making ... **Favorite movie:** Forrest Gump ... **Favorite music artist:** Lil Boosie ... **Favorite food:** Cornbread and milk ... **Strangest thing he's ever eaten:** "I wouldn't consider them strange. I'm from a small country town, so we hunt and fish a lot. Squirrels and rabbits are like common things." ... **If he could have dinner with three people, living or dead:** Bill Dance, Bernie Mac and Red Foxx



FLETCHER COX

DEFENSIVE TACKLE | 91



Height: 6-4 **Weight:** 310 **DOB:** Dec. 13, 1990 (Age 30)
NFL Experience: 10th Year (10th with Eagles) **Draft:** D1-12 (12th overall) by PHI
College: Mississippi State **Hometown (HS):** Yazoo City, MS (Yazoo City)

All-Pro: 2014, '15, '17, '18 **Pro Bowl:** 2016, '17, '18, '19, '20, '21 **All-Rookie:** 2012 **Super Bowl Champion:** 2017 (LII)

CAREER STATISTICS

Year	Team	GP/S	TACKLES					PASS DEFENSE					FUMBLES			DEF SNAPS	
			Total	Solo	Asst	TFL	Sacks	Int	Yds	Lg	TD	PD	FF	FR	Yds	No	Pct
2012	Philadelphia	15/9	65	46	19	7	5.5	0	0	--	0	2	0	0	0	509	49%
2013	Philadelphia	16/16	66	44	22	1	3.0	0	0	--	0	3	0	1	3	882	73%
2014	Philadelphia	16/16	70	59	11	7	4.0	0	0	--	0	0	1	3	21	921	80%
2015	Philadelphia	16/16	104	80	24	16.5	9.5	0	0	--	0	0	3	2	0	983	81%
2016	Philadelphia	16/16	53	34	19	10	6.5	0	0	--	0	4	1	1	0	773	76%
2017	Philadelphia	14/14	35	23	12	4	5.5	0	0	--	0	3	1	2	20	608	59%
2018	Philadelphia	16/16	53	38	15	15	10.5	0	0	--	0	1	1	1	3	830	80%
2019	Philadelphia	16/16	50	31	19	11	3.5	0	0	--	0	1	3	1	1	814	79%
2020	Philadelphia	15/15	48	32	16	8	6.5	0	0	--	0	0	2	0	0	746	68%
Totals		140/134	544	387	157	79.5	54.5	0	0	--	0	14	12	11	48	---	---

PLAYOFFS

2013	Philadelphia	1/1	3	3	0	0	0.0	0	0	--	0	0	0	0	0	61	85%
2017	Philadelphia	3/3	13	10	3	2	1.0	0	0	--	0	0	0	0	0	178	86%
2018	Philadelphia	2/2	7	4	3	1	0.0	0	0	--	0	0	0	0	0	96	68%
2019	Philadelphia	1/1	6	5	1	3	0.0	0	0	--	0	0	1	0	0	53	83%
Totals		7/7	29	22	7	6	1.0	0	0	--	0	0	1	0	0	---	---

ADDITIONAL STATISTICS

Fumble Recovery TDs: 2 - 2017 (1), 2014 (1)

CAREER HIGHS

Tackles	13	12/7/14 vs. Sea.
Sacks	3.0	2x, last: 12/30/18 at Was.
INTs	--	---
PDs	2	10/12/17 at Car.
FFs	2	10/11/15 vs. NO
FRs	1	11x, last: 12/29/19 at NYG



CAREER HIGHLIGHTS

- ▶ Named to the **NFL 2010s All-Decade Team**
- ▶ A four-time **All-Pro** selection (2014, '15, '17, '18), including first-team honors in 2018 after posting a career-high 10.5 sacks
- ▶ Has earned six career **Pro Bowl** appearances (2016, '17, '18, '19, '20, '21), which are the most ever by an Eagles DT ... Only **Chuck Bednarik** (eight), **Brian Dawkins** (seven), **Jason Peters** (seven) and **Reggie White** (seven) have more Pro Bowls with the team
- ▶ His streak of six consecutive Pro Bowl honors (2016-21) is tied with **Pete Pihos** (1951-56) for the 2nd-longest streak in franchise history, trailing only White (seven, 1987-93)

NOTES TO KNOW

- ▶ Has posted the most career sacks (54.5) ever by an Eagles DT ... Ranks 5th on the team's all-time sacks list, behind **Reggie White** (124.0, 1985-92), **Trent Cole** (85.5, 2005-14), **Clyde Simmons** (76.0, 1986-93) and **Brandon Graham** (59.0)
- ▶ Also ranks 2nd among Eagles DTs with 141 career regular-season games, trailing only **Ken Clarke** (148, 1978-87)

2020 SEASON - EAGLES

- ▶ Totaled 48 tackles (32 solo), 8 TFLs, 6.5 sacks and 2 FFs ... Tied for the 7th-most sacks among NFL interior DL, behind **Aaron Donald** (13.5), **Leonard Williams** (11.5), **DeForest Buckner** (9.5), **Kerry Hyder** (8.5), **Chris Jones** (7.5) and **Quinnen Williams** (7.0)

2020 GAME-BY-GAME STATISTICS (PHI)

Date	Opp	GP/S	Tot	Solo	Sk	Int	PD	FF	FR	Snaps	Pct		
Sep 13	at Was	L	1/1	3	2	0.0	0	0	0	57	81%		
Sep 20	LAR	L	1/1	4	3	0.0	0	0	0	48	70%		
Sep 27	Cin	T	1/1	2	2	1.0	0	0	0	55	76%		
Oct 4	at SF	W	1/1	1	0	0.0	0	0	0	50	68%		
Oct 11	at Pit	L	1/1	2	0	0.5	0	0	0	54	72%		
Oct 18	Bal	L	1/1	5	2	0.0	0	0	0	57	78%		
Oct 22	NYG	W	1/1	4	4	0.0	0	0	0	52	87%		
Nov 1	Dal	W	1/1	3	2	1.0	0	0	0	74	94%		
Nov 15	at NYG	L	1/1	3	2	1.0	0	0	0	56	79%		
Nov 22	at Cle	L	1/1	2	2	1.0	0	0	1	45	67%		
Nov 30	Sea	L	1/1	6	4	1.0	0	0	0	47	70%		
Dec 6	at GB	L	1/1	4	3	0.0	0	0	0	38	62%		
Dec 13	NO	W	1/1	4	2	1.0	0	0	0	50	79%		
Dec 20	at Ari	L	1/1	4	3	0.0	0	0	1	56	82%		
Dec 27	at Dal	L	1/1	1	1	0.0	0	0	0	7	10%		
Jan 3	Was	L	0/0	INACTIVE									
Totals			15/15	48	32	6.5	0	0	2	0	746	68%	

Favorite meal: His mom's baked beans, mac and cheese, grilled chicken and pork chops ... **Best player he has ever faced:** Cowboys T Tyron Smith ... **If he could play another sport, what position/team:** First baseman, New York Yankees ... **First jersey owned:** LaDanian Tomlinson, San Diego Chargers ... **Three favorite throwback jerseys:** Michael Jordan, Chicago Bulls; Ronnie Lott, San Francisco 49ers; Ken Griffey Jr., Cincinnati Reds



2019 GAME-BY-GAME STATISTICS (PHI)

Date	Opp	GP/S	Tot	Solo	Sk	Int	PD	FF	FR	Snaps	Pct	
Sep 8	Was	W	1/1	2	2	0.0	0	0	0	42	66%	
Sep 15	at Atl	L	1/1	1	1	0.0	0	1	0	49	74%	
Sep 22	Det	L	1/1	0	0	0.0	0	0	0	46	72%	
Sep 26	at GB	W	1/1	2	2	0.0	0	0	0	61	75%	
Oct 6	NYJ	W	1/1	6	4	0.0	0	0	0	46	78%	
Oct 13	at Min	L	1/1	6	4	0.0	0	0	0	52	73%	
Oct 20	at Dal	L	1/1	2	1	1.0	0	0	1	51	73%	
Oct 27	at Buf	W	1/1	6	4	1.5	0	0	1	49	79%	
Nov 3	Chi	W	1/1	4	2	0.0	0	0	0	38	84%	
Nov 17	NE	L	1/1	6	1	0.0	0	0	0	66	89%	
Nov 24	Sea	L	1/1	4	2	0.5	0	0	0	49	75%	
Dec 1	at Mia	L	1/1	2	2	0.5	0	0	0	57	79%	
Dec 9	NYG	W	1/1	3	2	0.0	0	0	0	49	94%	
Dec 15	at Was	W	1/1	4	2	0.0	0	0	0	50	94%	
Dec 22	Dal	W	1/1	3	3	0.0	0	0	1	54	87%	
Dec 29	at NYG	W	1/1	0	0	0.0	0	0	0	55	74%	
Totals			16/16	50	31	3.5	0	1	3	0	814	79%

PLAYOFFS

Jan 5	Sea	L	1/1	6	5	0.0	0	0	1	0	53	83%
Totals			1/1	6	5	0.0	0	0	1	0	53	83%

- ▶ Recorded a career-long streak of four consecutive games with a sack during Weeks 8-12 ... Became the first Eagle to accomplish that feat since **Jason Babin** in 2011 (also four games)

2019 SEASON - EAGLES

- ▶ Produced a team-high-tying 34 QB pressures and hits and also tallied 50 tackles (31 solo), 11 TFLs, 3.5 sacks, 3 FFs (tied career high) and 1 FR ... Tied for the most FFs among NFL interior DL, joining **Sheldon Richardson** and **Vernon Butler**
- ▶ Logged FFs in back-to-back games on 10/20/19 at Dallas and 10/27/19 at Buffalo ... Marked the second time in his career that he forced a fumble in consecutive games (also 2015)

2018 SEASON - EAGLES

- ▶ Tied for the 4th-most sacks (career-high 10.5) among NFL interior DL, trailing only **Aaron Donald** (20.5), **Chris Jones** (15.5) and **DeForest Buckner** (12.0) ... Totaled 6.5 sacks over the last five games of the regular season ... Also posted 53 tackles (38 solo), 15 TFLs, 1 FF, 1 FR and a career-high 74 QB pressures and hits
- ▶ Voted **NFC Defensive Player of the Week** for Week 17 after leading the Eagles with a career-high-tying 3.0 sacks in the 24-0 win at Was. (12/30/18) ... Additionally recorded 6 QB pressures and hits along with 4 solo tackles (all TFLs) and 1 FF

2017 SEASON - EAGLES

- ▶ Finished the regular season with 35 tackles (23 solo), 5.5 sacks, 2 FRs and 1 FF ... Also had a team-high-tying 13 QB pressures and hits during the Eagles' **Super Bowl LII**-winning postseason run
- ▶ Sealed the victory for Philadelphia in the season opener at Was. (9/10/17) when he grabbed a fourth-quarter fumble (forced by **Brandon Graham**) and returned it 20 yards for his second career TD ... Also strip-sacked QB **Kirk Cousins** in the first quarter

2018 GAME-BY-GAME STATISTICS (PHI)

Date	Opp	GP/S	Tot	Solo	Sk	Int	PD	FF	FR	Snaps	Pct
Sep 6	Atl	W	1/1	2	2	1.5	0	0	0	65	93%
Sep 16	at TB	L	1/1	5	4	1.0	0	0	0	46	79%
Sep 23	Ind	W	1/1	5	3	0.5	0	0	0	52	88%
Sep 30	at Ten	L	1/1	2	2	0.0	0	0	0	60	85%
Oct 7	Min	L	1/1	3	1	0.0	0	0	0	53	85%
Oct 11	at NYG	W	1/1	6	3	1.0	0	0	0	45	69%
Oct 21	Car	L	1/1	2	2	0.0	0	0	0	45	76%
Oct 28	at Jax	W	1/1	2	2	0.0	0	1	0	53	83%
Nov 11	Dal	L	1/1	6	4	0.0	0	0	0	56	81%
Nov 18	at NO	L	1/1	2	2	0.0	0	0	0	49	70%
Nov 25	NYG	W	1/1	3	2	0.0	0	0	0	49	79%
Dec 3	Was	W	1/1	3	3	1.0	0	0	0	40	89%
Dec 9	at Dal	L	1/1	3	1	1.5	0	0	0	79	80%
Dec 16	at LAR	W	1/1	3	2	1.0	0	0	0	57	75%
Dec 23	Hou	W	1/1	2	1	0.0	0	0	1	49	75%
Dec 30	at Was	W	1/1	4	4	3.0	0	0	1	32	71%
Totals			16/16	53	38	10.5	0	1	1	830	80%

PLAYOFFS

Jan 6	at Chi	W	1/1	4	2	0.0	0	0	0	54	84%
Jan 13	at NO	L	1/1	3	2	0.0	0	0	0	42	55%
Totals			2/2	7	4	0.0	0	0	0	96	68%

MULTI-SACK GAMES (9)

Date	Opponent	Sacks
12/30/18	at Washington (W, 24-0)	3.0
10/11/15	vs. New Orleans Saints (W, 39-17)	3.0
9/25/16	vs. Pittsburgh Steelers (W, 34-3)	2.0
12/26/15	vs. Washington (L, 24-38)	2.0
10/27/19	at Buffalo Bills (W, 31-13)	1.5
12/9/18	at Dallas Cowboys (L, 23-29) (OT)	1.5
9/6/18	vs. Atlanta Falcons (W, 18-12)	1.5
12/11/16	vs. Washington (L, 22-27)	1.5
12/13/12	vs. Cincinnati Bengals (L, 13-34)	1.5



2017 GAME-BY-GAME STATISTICS (PHI)

Date	Opp	GP/S	Tot	Solo	Sk	Int	PD	FF	FR	Snaps	Pct
Sep 10	at Was	W	1/1	1	1	1.0	0	0	1	43	68%
Sep 17	at KC	L	1/1	3	2	1.0	0	0	0	44	83%
Sep 24	NYG	W	1/1	1	1	0.0	0	0	0	17	25%
Oct 1	at LAC	W	0/0	INACTIVE							
Oct 8	Ari	W	0/0	INACTIVE							
Oct 12	at Car	W	1/1	2	0	0.5	0	2	0	65	79%
Oct 23	Was	W	1/1	1	1	1.0	0	0	0	51	80%
Oct 29	SF	W	1/1	4	1	1.0	0	1	0	45	68%
Nov 5	Den	W	1/1	2	2	0.0	0	0	0	39	61%
Nov 19	at Dal	W	1/1	3	3	0.0	0	0	0	46	73%
Nov 26	Chi	W	1/1	3	3	1.0	0	0	0	35	64%
Dec 3	at Sea	L	1/1	4	2	0.0	0	0	0	51	82%
Dec 10	at LAR	W	1/1	5	3	0.0	0	0	0	37	77%
Dec 17	at NYG	W	1/1	2	1	0.0	0	0	0	70	80%
Dec 25	Oak	W	1/1	4	3	0.0	0	0	1	62	90%
Dec 31	Dal	L	1/1	0	0	0.0	0	0	0	3	4%
Totals			14/14	35	23	5.5	0	3	1	608	59%

PLAYOFFS

Jan 13	Atl	W	1/1	7	6	1.0	0	0	0	57	90%
Jan 21	Min	W	1/1	4	3	0.0	0	0	0	53	79%
Feb 4	at NE	W	1/1	2	1	0.0	0	0	0	68	90%
Totals			3/3	13	10	1.0	0	0	0	178	86%

2016 SEASON - EAGLES

- ▶ Posted the 7th-most sacks (6.5, tied) by an NFL interior DL ... Had 53 tackles (34 solo), 10 TFLs, 4 PDs, 1 FF and 1 FR
- ▶ Named **NFC Defensive Player of the Month** after producing 3.0 sacks and 1 FF during the month of September
- ▶ Sacked Steelers QB **Ben Roethlisberger** twice and forced him to fumble once (recovered by **Brandon Graham**) as part of an 8-tackle effort in the win vs. Pit. (9/25/16)

2015 SEASON - EAGLES

- ▶ Produced career highs in tackles (104) and TFLs (16.5) while recording 32 QB pressures and hits, 9.5 sacks, 3 FFs and 2 FRs ... His 9.5 sacks were the most by an Eagles interior DL since **Corey Simon** (9.5) during the 2000 campaign
- ▶ Posted 9 tackles with 2.0 sacks vs. Was. (12/26/15)
- ▶ Earned his first career **NFC Defensive Player of the Week** award after totaling a career-high 3.0 sacks, 2 FFs and 1 FR in the 39-17 win vs. NO (10/11/15) ... Became the first ever Eagle and first NFL player since 2007 to collect 3.0 sacks, 2 FFs and 1 FR in a single game ... His 2 FFs resulting in 9 points

2014 SEASON - EAGLES

- ▶ Finished the regular season with 70 tackles (59 solo), 7 TFLs, 4.0 sacks, a career-high 3 FRs and 1 FF
- ▶ Tallied a career-high 13 tackles (11 solo) vs. Sea. (12/7/14)
- ▶ Scored the first TD of his NFL career on a 17-yard fumble return, sealing the 34-17 victory vs. Jax. (9/7/14)

2013 SEASON - EAGLES

- ▶ Totaled 66 tackles (44 solo), 3.0 sacks, 3 PDs and 1 FR ... Also led the Eagles' defense with 21 hurries

2016 GAME-BY-GAME STATISTICS (PHI)

Date	Opp	GP/S	Tot	Solo	Sk	Int	PD	FF	FR	Snaps	Pct
Sep 11	Cle	W	1/1	4	4	1.0	0	0	0	38	73%
Sep 19	at Chi	W	1/1	2	2	0.0	0	0	0	42	81%
Sep 25	Pit	W	1/1	8	6	2.0	0	0	1	41	68%
Oct 9	at Det	L	1/1	2	2	1.0	0	0	0	53	87%
Oct 16	at Was	L	1/1	0	0	0.0	0	0	0	55	74%
Oct 23	Min	W	1/1	5	2	0.0	0	0	0	54	71%
Oct 30	at Dal	L	1/1	5	3	0.0	0	0	0	64	82%
Nov 6	at NYG	L	1/1	5	3	0.0	0	1	0	50	78%
Nov 13	Atl	W	1/1	1	0	0.0	0	0	0	41	82%
Nov 20	at Sea	L	1/1	4	2	0.0	0	1	0	45	67%
Nov 28	GB	L	1/1	2	0	0.0	0	0	0	57	80%
Dec 4	at Cin	L	1/1	3	2	0.0	0	1	0	47	73%
Dec 11	Was	L	1/1	4	3	1.5	0	0	0	34	71%
Dec 18	at Bal	L	1/1	2	1	1.0	0	0	1	46	79%
Dec 22	NYG	W	1/1	3	1	0.0	0	1	0	66	74%
Jan 1	Dal	W	1/1	3	3	0.0	0	0	0	40	71%
Totals			16/16	53	34	6.5	0	4	1	773	76%

2015 GAME-BY-GAME STATISTICS (PHI)

Date	Opp	GP/S	Tot	Solo	Sk	Int	PD	FF	FR	Snaps	Pct
Sep 14	at Atl	L	1/1	4	3	1.0	0	0	0	69	90%
Sep 20	Dal	L	1/1	7	5	0.0	0	0	1	68	80%
Sep 27	at NYJ	W	1/1	5	2	0.0	0	0	0	62	78%
Oct 4	at Was	L	1/1	7	4	0.0	0	0	0	73	87%
Oct 11	NO	W	1/1	9	9	3.0	0	0	2	46	67%
Oct 19	NYG	W	1/1	6	4	1.0	0	0	1	56	82%
Oct 25	at Car	L	1/1	4	3	0.0	0	0	0	52	85%
Nov 8	at Dal	W	1/1	5	3	0.0	0	0	0	65	83%
Nov 15	Mia	L	1/1	7	4	0.5	0	0	0	59	88%
Nov 22	TB	L	1/1	8	5	0.0	0	0	0	59	76%
Nov 26	at Det	L	1/1	8	8	0.0	0	0	0	52	72%
Dec 6	at NE	W	1/1	2	2	0.0	0	0	0	66	74%
Dec 13	Buf	W	1/1	8	8	1.0	0	0	0	60	81%
Dec 20	Ari	L	1/1	7	6	1.0	0	0	0	59	78%
Dec 26	Was	L	1/1	9	8	2.0	0	0	0	64	85%
Jan 3	at NYG	W	1/1	8	6	0.0	0	0	0	73	87%
Totals			16/16	104	80	9.5	0	0	3	983	81%



2012 SEASON - EAGLES

- ▶ Named to the PFWA **All-Rookie Team** after recording a team-high-tying 5.5 sacks ... Tied for the 3rd-most sacks ever by an Eagles rookie, behind **Corey Simon** in 2000 (9.5) and **Derrick Burgess** in 2001 (6.0) ... Added 65 tackles (46 solo) and 7 TFLs

COLLEGE HIGHLIGHTS

- ▶ Played collegiately at Mississippi State, where he finished with 114 tackles (53 solo), 24.5 TFLs and 8.5 sacks in 36 career games (27 starts) ... Also blocked 5 FG attempts
- ▶ Earned first-team All-SEC honors as a junior in 2011, setting career highs with 56 tackles (26 solo), 14.5 TFLs and 5.0 sacks
- ▶ Named to the Freshman All-SEC Team after totaling 29 tackles (17 solo) and 3.5 TFLs in 12 games (four starts) in 2009

BIRDSEED

- ▶ One of his passions off the field is fixing up old cars ... Believes he would most likely work as a mechanic if he wasn't playing football ... Currently owns a drag racing team that competes in professional events around the country
- ▶ Attended Yazoo City (MS) High School, where he registered 104 tackles, 10.0 sacks, 1 INT and 1 FR as a senior ... Finished with 103 tackles, 11.0 sacks and 2 INTs (including 1 TD) during his junior season ... Also played basketball and participated in track in the second leg of the 4x100 meter team
- ▶ Is the son of Melissa Cox and has three siblings: two sisters, Fantasia and Nakeia, and one brother, Shadrack ... Shadrack, who Cox says is the biggest influence on his life and career, passed away during the 2015 offseason ... "He was my father figure. I always looked up to him, especially for decision making. He always taught me about doing the right things and being successful in life. I try to emulate him every day."

TRANSACTIONS

- ▶ **6/16/16** - Signed by PHI to 6-year contract extension ... **2012** - Drafted by PHI in 1st round (12th overall)

2014 GAME-BY-GAME STATISTICS (PHI)

Date	Opp	GP/S	Tot	Solo	Sk	Int	PD	FF	FR	Snaps	Pct	
Sep 7	Jax	W	1/1	5	5	0.0	0	0	0	1	52	71%
Sep 15	at Ind	W	1/1	4	4	0.0	0	0	1	0	61	85%
Sep 21	Was	W	1/1	4	3	0.0	0	0	0	0	65	83%
Sep 28	at SF	L	1/1	6	6	0.0	0	0	0	0	64	77%
Oct 5	StL	W	1/1	2	2	0.0	0	0	0	1	58	78%
Oct 12	NYG	W	1/1	6	5	0.0	0	0	0	0	41	64%
Oct 26	at Ari	L	1/1	1	1	0.0	0	0	0	0	62	89%
Nov 2	at Hou	W	1/1	2	1	0.0	0	0	0	0	50	83%
Nov 10	Car	W	1/1	6	3	1.0	0	0	0	0	52	63%
Nov 16	at GB	L	1/1	4	4	0.0	0	0	0	0	55	81%
Nov 23	Ten	W	1/1	1	1	1.0	0	0	0	0	42	62%
Nov 27	at Dal	W	1/1	3	3	1.0	0	0	0	0	45	74%
Dec 7	Sea	L	1/1	13	11	0.0	0	0	0	0	73	85%
Dec 14	Dal	L	1/1	4	2	0.0	0	0	0	1	77	94%
Dec 20	at Was	L	1/1	4	3	1.0	0	0	0	0	53	93%
Dec 28	at NYG	W	1/1	5	5	0.0	0	0	0	0	71	89%
Totals			16/16	70	59	4.0	0	0	1	3	921	80%

2013 GAME-BY-GAME STATISTICS (PHI)

Date	Opp	GP/S	Tot	Solo	Sk	Int	PD	FF	FR	Snaps	Pct	
Sep 9	at Was	W	1/1	5	3	1.0	0	0	0	0	54	72%
Sep 15	SD	L	1/1	5	2	0.0	0	0	0	0	64	77%
Sep 19	KC	L	1/1	5	4	1.0	0	0	0	0	61	74%
Sep 29	at Den	L	1/1	3	1	0.0	0	0	0	0	46	63%
Oct 6	at NYG	W	1/1	3	2	0.0	0	0	0	0	52	71%
Oct 13	at TB	W	1/1	3	2	0.0	0	1	0	0	53	74%
Oct 20	Dal	L	1/1	3	1	0.0	0	0	0	0	59	77%
Oct 27	NYG	L	1/1	6	5	1.0	0	0	0	0	63	85%
Nov 3	at Oak	W	1/1	3	2	0.0	0	0	0	0	55	58%
Nov 10	at GB	W	1/1	7	5	0.0	0	0	0	0	62	78%
Nov 17	Was	W	1/1	6	5	0.0	0	1	0	1	61	74%
Dec 1	Ari	W	1/1	3	1	0.0	0	0	0	0	57	80%
Dec 8	Det	W	1/1	4	2	0.0	0	1	0	0	44	76%
Dec 15	at Min	L	1/1	8	7	0.0	0	0	0	0	63	84%
Dec 22	Chi	W	1/1	1	1	0.0	0	0	0	0	37	57%
Dec 29	at Dal	W	1/1	1	1	0.0	0	0	0	0	51	77%
Totals			16/16	66	44	3.0	0	3	0	1	882	73%

PLAYOFFS

Jan 4	NO	L	1/1	3	3	0.0	0	0	0	0	61	85%
Totals			1/1	3	3	0.0	0	0	0	0	61	85%

2012 GAME-BY-GAME STATISTICS (PHI)

Date	Opp	GP/S	Tot	Solo	Sk	Int	PD	FF	FR	Snaps	Pct		
Sep 9	at Cle	W	1/0	5	4	1.0	0	0	0	0	28	46%	
Sep 16	Bal	W	1/0	6	5	0.0	0	1	0	0	50	72%	
Sep 23	at Ari	L	1/0	3	0	0.0	0	0	0	0	31	50%	
Sep 30	NYG	W	1/0	4	3	0.0	0	0	0	0	43	63%	
Oct 7	at Pit	L	1/0	4	3	0.0	0	0	0	0	45	62%	
Oct 14	Det	L	1/0	1	0	0.0	0	0	0	0	31	40%	
Oct 28	Atl	L	1/1	11	6	0.0	0	1	0	0	44	59%	
Nov 5	at NO	L	1/1	4	3	0.0	0	0	0	0	25	45%	
Nov 11	Dal	L	1/1	2	1	1.0	0	0	0	0	33	61%	
Nov 18	at Was	L	1/1	10	8	1.0	0	0	0	0	30	57%	
Nov 26	Car	L	1/1	1	1	0.0	0	0	0	0	5	7%	
Dec 2	at Dal	L	1/1	0	0	0.0	0	0	0	0	20	31%	
Dec 9	at TB	W	1/1	5	5	1.0	0	0	0	0	50	69%	
Dec 13	Cin	L	1/1	6	5	1.5	0	0	0	0	49	63%	
Dec 23	Was	L	1/1	3	2	0.0	0	0	0	0	25	47%	
Dec 30	at NYG	L	0/0	INACTIVE									
Totals			15/9	65	46	5.5	0	2	0	0	509	49%	





HARRY CRIDER

CENTER | 73



Height: 6-3 Weight: 307 DOB: May 18, 1999 (Age 22)
NFL Experience: Rookie (1st with Eagles) Draft: UDFA-21 by PHI
College: Indiana Hometown (HS): Columbus, IN (Columbus East)

COLLEGE STATISTICS

Year	College	GP	OFF SNAPS	
			No	Pct
2017	Indiana	8	---	---
2018	Indiana	6	---	---
2019	Indiana	13	---	---
2020	Indiana	8	---	---
Totals		35	---	---

COLLEGE HIGHLIGHTS

- ▶ A team captain at Indiana (2017-20) who appeared in 35 career games, including nine starts at C and 12 starts at LG
- ▶ Started all eight contests at C as a senior in 2020, earning All-Big Ten honorable mention ... Named to the Rimington Trophy Watch List and selected as a William V. Campbell Trophy semifinalist and Wuerffel Trophy nominee ... Helped the Hoosiers lead the Big Ten in fewest sacks allowed per game (1.25) while ranking 4th in scoring (28.9 ppg) and 5th in passing offense (250.9 ypg)
- ▶ Saw action in all 13 games during his junior year in 2019, which included 12 starts at LG and one start at C ... Blocked for a unit that established a program mark with 3,931 passing yards while matching a school record with nine 30+ point games

BIRDSEED

- ▶ Diagnosed with Type 1 diabetes when he was 10 years old ... Has a tattoo on his upper left arm of a caduceus (a common symbol in medicine) and two layered lines of text that say "DOD 2009" and "DOC," with no year listed, representing his date of diagnosis and hopeful date of cure ... Supports diabetes advocacy efforts, including a close relationship with Riley Children's Hospital in Indianapolis ... Followed the career of former NFL QB and fellow Indiana native **Jay Cutler**, who also has Type 1 diabetes
- ▶ Prepped at Columbus East (IN) High School, where he was a four-year letterwinner in football ... A two-time all-conference player who earned all-state honors as a senior ... Also participated in basketball and wrestling during his high school years
- ▶ Earned a bachelor's degree in criminal justice in addition to a master's degree in criminal justice and public safety
- ▶ Is the son of Elizabeth and Bob Crider

TRANSACTIONS

- ▶ **2021** - Signed by PHI as UDFA





JASON CROOM

TIGHT END | 81



Height: 6-5 **Weight:** 246 **DOB:** Feb. 28, 1994 (Age 27)
NFL Experience: 3rd Year (1st with Eagles) **Draft:** UDFA-17 by BUF **Acquired:** FA-20
College: Tennessee **Hometown (HS):** Norcross, GA (Norcross)

CAREER STATISTICS

Year	Team	GP/S	RECEIVING					OFF SNAPS	
			Rec	Yds	Avg	Lg	TD	No	Pct
2018	Buffalo	15/3	22	259	11.8	26t	1	387	37%
2019	Buffalo	0/0	RESERVE/INJURED (9/2/19)						
2020	Philadelphia	4/0	1	3	3.0	3t	1	13	1%
Totals		19/3	23	262	11.4	26t	2	---	---

ADDITIONAL STATISTICS

Fumbles/Lost: 2/2 - 2018 (2/2) **Fumble Recoveries:** 2 - 2018 (2)
Fumble Recovery TDs: 1 - 2018 (1) **Special Teams Tackles:** 2 - 2018 (2)

CAREER HIGHS

Receptions	4	12/23/18 at NE
Receiving Yards	55	12/23/18 at NE
Receiving Long	26	3x, last: 12/30/18 vs. Mia.
Receiving TDs	1	2x, last: 10/18/20 vs. Bal.

During his spare time, he enjoys: Bowling, playing Fortnite, and watching cartoons ... **If he could play another sport, what position/team:** Forward, Detroit Pistons ... **Best advice received:** "You can't stand on a football, but you can stand on your books." ... **Favorite movie:** *Mortal Combat* ... **Favorite musicians:** Chris Stapleton and The Weeknd



2020 SEASON - EAGLES

- ▶ Saw action in 13 offensive snaps (1%) over four games with the Eagles ... Also played 23 special teams snaps (5%)
- ▶ Caught a 3-yard TD pass vs. Bal. (10/18/20)

2018 SEASON - BILLS

- ▶ Registered 259 yards and 1 TD on 22 receptions (11.8 avg.)
- ▶ Posted career highs with 4 catches for 55 yards at NE (12/23/18)
- ▶ Recovered a fumble in the end zone for a TD to give Buffalo a 14-0 lead in the win at NYJ (11/11/18)
- ▶ Hauled in his first career TD on a 26-yard pass from **Josh Allen** in the first quarter of the win at Min. (9/23/18)

COLLEGE HIGHLIGHTS

- ▶ Played collegiately at Tennessee (2013-16), producing 60 receptions for 816 yards (13.6 avg.) and 6 TDs in 26 career games ... Switch from WR to TE during his senior season

BIRDSEED

- ▶ Has a degree in sociology (minor in African studies)
- ▶ Attended Norcross (GA) High School, where he recorded 34 receptions for 688 yards and 10 TDs as a senior and totaled 30 catches for 506 yards and 4 TDs as a junior ... Competed in the Offense-Defense All-American Bowl ... Also lettered in basketball (won a state championship) and track
- ▶ Is the son of Terrence Terry, Jr., a mechanic, and Karen Croom-Terry, an accountant ... Has a Basenji dog named Xena

TRANSACTIONS

- ▶ **1/1/21** - Signed by PHI to active roster from practice squad ... **11/4/20** - Signed by PHI to practice squad ... **11/3/20** - Waived by PHI ... **10/21/20** - Signed by PHI to active roster from practice squad ... **10/17/20** - Elevated by PHI from practice squad for Week 6 vs. Baltimore ... **10/10/20** - Elevated by PHI from practice squad for Week 5 at Pittsburgh ... **9/29/20** - Signed by PHI to practice squad ... **9/22/20** - Released by BUF from practice squad ... **9/6/20** - Signed by BUF to practice squad ... **9/5/20** - Waived by BUF ... **9/2/19** - Placed on Reserve/Injured ... **1/8/18** - Signed by BUF to reserve/future contract ... **11/1/17** - Signed by BUF to practice squad ... **8/20/17** - Waived/injured by BUF ... **2017** - Signed by BUF as UDFA

2020 GAME-BY-GAME STATISTICS (BUF & PHI)												
Date	Opp	GP/S	RECEIVING					SNAPS				
			Rec	Yds	Avg	Lg	TD	No	Pct			
Sep 13	NYJ	W	---	BILLS PRACTICE SQUAD								
Sep 20	at Mia	W	---	BILLS PRACTICE SQUAD								
RELEASED BY BILLS (9/22/20); SIGNED BY EAGLES TO PRACTICE SQUAD (9/29/20)												
Oct 4	at SF	W	---	EAGLES PRACTICE SQUAD								
Oct 11	at Pit	L	1/0	0	0	---	--	0	2	3%		
Oct 18	Bal	L	1/0	1	3	3.0	3t	1	1	1%		
Oct 22	NYG	W	1/0	0	0	---	--	0	9	11%		
Nov 1	Dal	W	1/0	0	0	---	--	0	1	2%		
Nov 15	at NYG	L	---	EAGLES PRACTICE SQUAD								
Nov 22	at Cle	L	---	EAGLES PRACTICE SQUAD								
Nov 30	Sea	L	---	EAGLES PRACTICE SQUAD								
Dec 6	at GB	L	---	EAGLES PRACTICE SQUAD								
Dec 13	NO	W	---	EAGLES PRACTICE SQUAD								
Dec 20	at Ari	L	---	EAGLES PRACTICE SQUAD								
Dec 27	at Dal	L	---	EAGLES PRACTICE SQUAD								
Jan 3	Was	L	0/0	DID NOT PLAY								
Totals			4/0	1	3	3.0	3t	1	13	1%		

2018 GAME-BY-GAME STATISTICS (BUF)												
Date	Opp	GP/S	RECEIVING					SNAPS				
			Rec	Yds	Avg	Lg	TD	No	Pct			
Sep 9	at Bal	L	1/0	2	18	9.0	10	0	18	28%		
Sep 16	LAC	L	1/0	2	7	3.5	6	0	16	26%		
Sep 23	at Min	W	1/0	1	26	26.0	26t	1	25	37%		
Sep 30	at GB	L	1/0	1	13	13.0	13	0	12	21%		
Oct 7	Ten	W	1/0	2	9	4.5	7	0	21	32%		
Oct 14	at Hou	L	1/0	0	0	---	--	0	16	26%		
Oct 21	at Ind	L	1/0	1	8	8.0	8	0	16	29%		
Oct 29	NE	L	1/0	1	14	14.0	14	0	17	27%		
Nov 4	Chi	L	1/0	3	36	12.0	26	0	42	46%		
Nov 11	at NYJ	W	1/0	0	0	---	--	0	44	60%		
Nov 25	Jax	W	1/1	2	16	8.0	11	0	29	50%		
Dec 2	at Mia	L	1/0	0	0	---	--	0	25	35%		
Dec 9	NYJ	L	0/0	INACTIVE								
Dec 16	Det	W	1/1	1	25	25.0	25	0	32	47%		
Dec 23	at NE	L	1/1	4	55	13.8	24	0	44	72%		
Dec 30	Mia	W	1/0	2	32	16.0	26	0	30	48%		
Totals			15/3	22	259	11.8	26t	1	387	37%		



LANDON DICKERSON

OFFENSIVE LINE | 51



Height: 6-6 Weight: 333 DOB: Sept. 30, 1998 (Age 22)

NFL Experience: Rookie (1st with Eagles) Draft: D2-21 (37th overall) by PHI

College: Alabama Hometown (HS): Hudson, NC (South Caldwell)

COLLEGE STATISTICS

Year	College	GP	OFF SNAPS	
			No	Pct
2016	Florida State	7	---	---
2017	Florida State	4	---	---
2018	Florida State	1	---	---
2019	Alabama	13	---	---
2020	Alabama	12	---	---
Totals		37	---	---

COLLEGE HIGHLIGHTS

- ▶ Named the recipient of the Rimington Trophy (presented to the nation's top C) and voted a unanimous first-team All-American and first-team All-SEC honoree as a fifth-year senior in 2020
- ▶ Helped lead Alabama to an undefeated 2020 season and a CFP National Championship ... Anchored an OL that blocked for the Power 5's top-ranked scoring offense (48.5 ppg) ... The Crimson Tide also ranked 1st in pass efficiency rating (198.9) and 2nd in passing offense (358.2 ypg) and total offense (541.6 ypg)
- ▶ Received honorable mention All-America recognition from *Pro Football Focus* in 2019 ... Also voted second-team All-SEC as a G (*Associated Press*) and C (league coaches) ... Paved the way for a unit that ranked 2nd nationally in scoring (47.2 ppg), 3rd in passing (342.2 ypg) and 6th in total offense (510.8 ypg)
- ▶ Began his collegiate career at Florida State (2016-18)

BIRDSEED

- ▶ Operating on a college budget, made an economical decision to replace his damaged front bumper with a wooden railroad tie and bolted a "BAMA" license plate on it ... The 'bumper' gained noteworthy attention on campus and on social media
- ▶ In 2021, upon learning the story of Captain Brian Wolnewitz, a firefighter who was diagnosed with Stage 4 lung cancer, organized the Landon Dickerson Bama Bumper Fundraiser ... Auctioned his famous 'bumper' signed by some of his teammates, as well as other items, with all proceeds benefiting Wolnewitz's family
- ▶ Converted his carport into a gym for Alabama teammates during the COVID-19 pandemic ... Purchased equipment out of his own pocket (including a cold tub), drew up workouts on whiteboards, scheduled time slots for 40 players per day, stocked recovery shakes, and additionally provided sanitary services
- ▶ Is an Eagle Scout ... Announced on National Signing Day in 2016 that he would complete his Eagle Scout service project building and installing park benches to restore a recreation center near his hometown instead of enrolling in college early
- ▶ Prepped at South Caldwell (NC) High School ... Led the program to the third round of the state 4A playoffs and collected *USA Today* All-USA North Carolina First-Team and All-Northwestern 3A-4A honors as a senior ... A five-star prospect who was tabbed as the nation's No. 1 offensive guard by *Rivals*
- ▶ Learned discipline through martial arts at a young age ... Earned a black belt in karate when he was 11 years old, becoming the youngest black belt in the history of the dojo he attended ... Volunteered at the dojo during his free time in high school

TRANSACTIONS

- ▶ 2021 - Drafted by PHI in 2nd round (37th overall)





ANDRE DILLARD

TACKLE | 77



Height: 6-5 Weight: 315 DOB: Oct. 3, 1995 (Age 25)

NFL Experience: 3rd Year (3rd with Eagles) Draft: D1-19 (22nd overall) by PHI

College: Washington State Hometown (HS): Woodinville, WA (Woodinville)

CAREER STATISTICS

			STARTS		OFF SNAPS	
Year	Team	GP/S	LT	RT	No	Pct
2019	Philadelphia	16/4	3	1	346	29%
2020	Philadelphia	0/0	RESERVE/INJURED (9/3/20)			
Totals		16/4	3	1	---	---

PLAYOFFS						
Year	Team	GP/S	LT	RT	No	Pct
2019	Philadelphia	1/0	0	0	2	3%
Totals		1/0	0	0	---	---

CAREER HIGHLIGHTS

- ▶ Saw action in 346 offensive snaps (29%) over 16 games during his rookie season in 2020, including starts at LT (three) and RT (one) ... Made his first career start at Dal. (10/20/19)

COLLEGE HIGHLIGHTS

- ▶ Appeared in 42 career games at Washington State, starting the final 39 contests at LT ... A two-time All-Pac-12 selection
- ▶ Started all 13 games as a senior in 2018, allowing just 1 sack and 13 total pressures in 722 pass-blocking snaps ... Earned All-America honors as well as first-team All-Pac-12 recognition
- ▶ Named honorable mention All-Pac-12 as a junior in 2017 ... Also received all-conference accolades from *Pro Football Focus* following his sophomore season in 2016

BIRDSEED


- ▶ Earned a degree in social science at Washington State
- ▶ Attended Woodinville (WA) High School, where he was named All-King County First Team and King County 4A Credit Division Offensive Lineman of the Year as a senior
- ▶ His father, Mitch, is a former Cougars OL coach

TRANSACTIONS

- ▶ **9/3/20** - Placed on Reserve/Injured ... **2019** - Drafted by PHI in 1st round (22nd overall)



Surprisingly good at: Impressions ... **Bucket list:** Vacation outside of the U.S. ... **If he could play another sport:** Golf ... **Favorite meal:** Cheeseburger and fries ... **Favorite music:** Metal ... **Favorite athlete growing up:** Shaquille O'Neal



JACK DRISCOLL

TACKLE | 63



Height: 6-5 **Weight:** 312 **DOB:** April 1, 1997 (Age 24)

NFL Experience: 2nd Year (2nd with Eagles) **Draft:** D4b-20 (145th overall) by PHI

College: Auburn **Hometown (HS):** Madison, CT (Daniel Hand)

CAREER STATISTICS

			STARTS		OFF SNAPS	
Year	Team	GP/S	LT	RT	No	Pct
2020	Philadelphia	11/4	0	4	300	27%
Totals		11/4	0	4	---	---

First job: Worked at a Nike outlet while in high school ... **Prized possession:** "I have a very large baseball card collection." ... **Desired talent:** Sleight of hand magic tricks ... **Moments left star-struck:** Meeting Tim Cook and Yao Ming on separate occasions ... **Favorite quote:** "Success breeds complacency. Complacency breeds failure. Only the paranoid survive." - Andy Grove



CAREER HIGHLIGHTS

- ▶ Played in 11 games (four starts) and earned a combined 300 offensive snaps (27%) as a rookie in 2020 ... Blocked for a unit that ranked 3rd in rushing average (5.0) and 9th in rushing yards per game (126.7) ... Became the Eagles' first rookie OL to start in a season opener since **Lane Johnson** in 2013

COLLEGE HIGHLIGHTS

- ▶ Saw action in 46 career games between Auburn (2018-19) and Massachusetts (2015-17) ... Started each of his last 45 contests, which marked the 10th-longest active streak by an FBS OL
- ▶ Started all 13 games in 2019 and was named to the preseason All-SEC second-team by *Pro Football Focus* ... Also selected to the Reese's Senior Bowl watch list and was nominated for the William V. Campbell Trophy, which annually recognizes the top football scholar-athlete in the nation for his combined academic success, football performance and exemplary leadership ... Named to the SEC academic honor roll for the second consecutive season after transferring from Massachusetts in 2018
- ▶ Earned *Phil Steele* All-Independent first-team and All-ECAC second-team honors after starting all 12 games at Massachusetts in 2017 ... Part of an offense that averaged 30.6 points and 432.8 yards per game ... Also spent time at LG and LT over nine games (eight starts) during the 2016 season

BIRDSEED

- ▶ Earned his bachelor's degree in hospitality and tourism management from Massachusetts and graduate degree from Auburn
- ▶ Prepped at Daniel Hand (CT) High School, where he was a three-star recruit and earned team MVP honors as a senior
- ▶ Is the son of John and Cory Driscoll and has two siblings, Flynn and Grace ... His father played football at New Hampshire

TRANSACTIONS

- ▶ **12/18/20** - Placed on Reserve/Injured ... **2020** - Drafted by PHI in 4th round (145th overall)



T.J. EDWARDS

LINEBACKER | 57



Height: 6-1 **Weight:** 242 **DOB:** Aug. 12, 1996 (Age 24)
NFL Experience: 3rd Year (3rd with Eagles) **Draft:** UDFA-19 by PHI
College: Wisconsin **Hometown (HS):** Lake Villa, IL (Lakes Community)

CAREER STATISTICS

Year	Team	GP/S	TACKLES					PASS DEFENSE					FUMBLES			DEF SNAPS		
			Total	Solo	Asst	TFL	Sacks	Int	Yds	Lg	TD	PD	FF	FR	Yds	No	Pct	
2019	Philadelphia	16/4	19	11	8	0	0.0	0	0	--	0	0	0	0	0	0	115	11%
2020	Philadelphia	12/12	65	44	21	5	2.0	1	13	13	0	1	2	0	0	490	45%	
Totals		28/16	84	55	29	5	2.0	1	13	13	0	1	2	0	0	---	---	

PLAYOFFS

2019	Philadelphia	1/0	1	1	0	0	0.0	0	0	--	0	0	0	0	0	10	16%
Totals		1/0	1	1	0	0	0.0	0	0	--	0	0	0	0	0	---	---

ADDITIONAL STATISTICS

Special Teams Tackles: 22 - 2020 (8), 2019 (14) **Postseason Special Teams Tackles:** 1 - 2019 (1)

CAREER HIGHS

Tackles	11	11/15/20 at NYG
Sacks	1.0	2x, last: 12/7/20 at GB
INTs	1	1/3/21 vs. Was.
PDs	1	1/3/21 vs. Was.
FFs	1	2x, last: 11/1/20 vs. Dal.
FRs	--	---

First job: Golf course for two days ... **Surprisingly good at:** Golf, video games ... **Biggest pet peeve:** When people don't take off their shoes ... **If he could play another sport, what position/team:** Shortstop or center field, Chicago Cubs ... **Favorite meal:** Italian food, fettuccine ... **Favorite athlete growing up:** Brian Urlacher ... **Moment left starstruck:** "Coming into the NFL and being around guys you played with in *Madden*."



2020 SEASON - EAGLES

- ▶ Posted 65 tackles (44 solo), 5 TFLs, 2.0 sacks, 2 FFs and 1 INT
- ▶ Recorded his first career INT vs. Was. (1/3/21)
- ▶ Tallied a career-high 11 tackles (6 solo) at NYG (11/15/20)
- ▶ Strip-sacked Cowboys QB **Ben DiNucci** for his first career sack vs. Dal. (11/1/20) ... Forced a fumble that was picked up by **Rodney McLeod** and returned 53 yards for a TD

2019 SEASON - EAGLES

- ▶ Totaled 19 tackles (11 solo) on defense and a team-high 14 special teams tackles, which are the most by an Eagles rookie since **Noise Fokou** in 2009 (20) ... Also ranked 2nd on the team in special teams snaps (334, 74%), behind **Nathan Gerry** (335, 74%)

COLLEGE HIGHLIGHTS

- ▶ His 52 starts during his four-year career at Wisconsin were the 2nd-most in school history and 5th-most by a Big Ten player ... Made 367 tackles and led the Badgers in tackles three times (2015, '16, '18) ... Logged 37.5 TFLs, 10 INTs (most ever by a Wisconsin LB) and 8.0 sacks ... A member of a Badgers senior class that went 42-12 (.778), including a 27-8 (.771) mark in Big Ten play and an undefeated 4-0 record in bowl games
- ▶ Named an All-American and Butkus Award finalist in 2017 ... Earned All-Big Ten honors from 2016-18 ... Voted the 2016 Good-year Cotton Bowl Classic Defensive MVP ... Received Freshman All-America and Big Ten All-Freshman honors in 2015

BIRDSEED

- ▶ Earned a bachelor's degree in life sciences communication
- ▶ Attended Lakes Community (IL) High School, where he received all-state honors as a junior and senior ... Also lettered four years in basketball and two years in baseball
- ▶ Is the son of Cathy and Vince Edwards ... His brother, Lee Chiakas, played rugby at Southern Illinois from 2006-08

TRANSACTIONS

- ▶ **10/31/20** - Activated from Reserve/Injured ... **10/8/20** - Placed on Reserve/Injured ... **2020** - Signed by PHI as UDFA

2020 GAME-BY-GAME STATISTICS (PHI)												
Date	Opp		GP/S	Tot	Solo	Sk	Int	PD	FF	FR	Snaps	Pct
Sep 13	at Was	L	1/1	3	1	0.0	0	0	0	0	20	29%
Sep 20	LAR	L	1/1	5	4	0.0	0	0	1	0	29	42%
Sep 27	Cin	T	1/1	4	3	0.0	0	0	0	0	51	71%
Oct 4	at SF	W	1/1	3	3	0.0	0	0	0	0	18	25%
Oct 11	at Pit	L	0/0	RESERVE/INJURED								
Oct 18	Bal	L	0/0	RESERVE/INJURED								
Oct 22	NYG	W	0/0	RESERVE/INJURED								
Nov 1	Dal	W	1/1	9	6	1.0	0	0	1	0	62	78%
Nov 15	at NYG	L	1/1	11	6	0.0	0	0	0	0	53	75%
Nov 22	at Cle	L	1/1	8	6	0.0	0	0	0	0	47	70%
Nov 30	Sea	L	1/1	6	5	0.0	0	0	0	0	49	73%
Dec 6	at GB	L	1/1	2	2	1.0	0	0	0	0	21	34%
Dec 13	NO	W	0/0	INACTIVE								
Dec 20	at Ari	L	1/1	2	1	0.0	0	0	0	0	20	29%
Dec 27	at Dal	L	1/1	6	4	0.0	0	0	0	0	63	90%
Jan 3	Was	L	1/1	7	3	0.0	1	1	0	0	57	90%
Totals			12/12	65	44	2.0	1	1	2	0	490	45%

2019 GAME-BY-GAME STATISTICS (PHI)												
Date	Opp		GP/S	Tot	Solo	Sk	Int	PD	FF	FR	Snaps	Pct
Sep 8	Was	W	1/0	0	0	0.0	0	0	0	0	0	0%
Sep 15	at Atl	L	1/0	0	0	0.0	0	0	0	0	0	0%
Sep 22	Det	L	1/0	0	0	0.0	0	0	0	0	0	0%
Sep 26	at GB	W	1/0	0	0	0.0	0	0	0	0	0	0%
Oct 6	NYJ	W	1/0	0	0	0.0	0	0	0	0	2	3%
Oct 13	at Min	L	1/0	0	0	0.0	0	0	0	0	10	14%
Oct 20	at Dal	L	1/0	2	1	0.0	0	0	0	0	22	31%
Oct 27	at Buf	W	1/1	2	2	0.0	0	0	0	0	15	24%
Nov 3	Chi	W	1/1	6	3	0.0	0	0	0	0	17	38%
Nov 17	NE	L	1/0	1	1	0.0	0	0	0	0	11	15%
Nov 24	Sea	L	1/0	1	0	0.0	0	0	0	0	2	3%
Dec 1	at Mia	L	1/0	0	0	0.0	0	0	0	0	4	6%
Dec 9	NYG	W	1/1	1	1	0.0	0	0	0	0	7	13%
Dec 15	at Was	W	1/0	2	2	0.0	0	0	0	0	8	15%
Dec 22	Dal	W	1/1	3	1	0.0	0	0	0	0	11	18%
Dec 29	at NYG	W	1/0	1	0	0.0	0	0	0	0	6	8%
Totals			16/4	19	11	0.0	0	0	0	0	115	11%

PLAYOFFS												
Jan 5	Sea	L	1/0	1	1	0.0	0	0	0	0	10	16%
Totals			1/0	1	1	0.0	0	0	0	0	---	---



JAKE ELLIOTT

KICKER | 4



Height: 5-9 Weight: 167 DOB: Jan. 21, 1995 (Age 26)

NFL Experience: 5th Year (5th with Eagles) Draft: D5a-17 (153rd overall) by CIN Acquired: PS-Cin-17

College: Memphis Hometown (HS): La Grange, IL (Lyons Township)

Super Bowl Champion: 2017 (LII)

CAREER STATISTICS

Year	Team	GP	FG-FGA	Pct	0-19	20-29	30-39	40-49	50+	Lg	XP-XPA	Pct	Pts	KO	TB
2017	Philadelphia	15	26-31	83.9	0-0	5-5	4-7	12-13	5-6	61	39-42	92.9	117	83	42
2018	Philadelphia	16	26-31	83.9	0-0	7-7	10-11	7-8	2-5	56	33-35	94.3	111	81	57
2019	Philadelphia	16	22-26	84.6	0-0	7-7	8-8	5-7	2-4	53	35-37	94.6	101	81	52
2020	Philadelphia	16	14-19	73.7	0-0	1-3	6-6	5-5	2-5	54	24-26	92.3	66	70	46
Totals		63	88-107	82.2	0-0	20-22	28-32	29-33	11-20	61	131-140	93.6	395	317	197

PLAYOFFS

2017	Philadelphia	3	7-7	100.0	0-0	2-2	2-2	2-2	1-1	53	7-9	77.8	28	19	13
2018	Philadelphia	2	1-1	100.0	0-0	0-0	0-0	1-1	0-0	43	3-3	100.0	6	7	2
2019	Philadelphia	1	3-3	100.0	0-0	1-1	1-1	1-1	0-0	46	0-0	---	9	4	1
Totals		6	11-11	100.0	0-0	3-3	3-3	4-4	1-1	53	10-12	83.3	43	30	16

ADDITIONAL STATISTICS

Successful Onside Kick: 1 - 2017 (1)

CAREER HIGHS

Points	14	10/1/17 at LAC
FGs	4	10/1/17 at LAC
FG Attempts	4	2x, last: 12/1/19 at Mia.
Longest FG	61	9/24/17 vs. NYG
Longest Attempt	61	9/24/17 vs. NYG
PATs	6	11/5/17 vs. Den.

Hobbies: Golf ... **First job:** Tennis instructor ... **If he could play another sport, what position/team:** Shortstop, Chicago Cubs ... **Player he models his game after:** Stephen Gostkowski ... **Favorite meal:** Deep dish pizza ... **Favorite quote:** "Success isn't owned. It's rented, and rent is due every day."

CAREER HIGHLIGHTS

- ▶ Kicked a game-winning, 61-yard FG (franchise record and NFL rookie record) as time expired in the 27-24 win vs. NYG (9/24/17) ... The 61-yarder is tied for the 12th-longest FG in NFL history (also tied for the 4th-longest game-ending FG in league history)
- ▶ Connected on the longest playoff FG (53 yards) in Eagles history in the 15-10 win vs. Atl. (1/13/18) in the 2017 Divisional Round
- ▶ Recorded the two longest FGs (43 and 46 yards) ever by an NFL rookie in Super Bowl history during Philadelphia's 41-33 victory against New England in **Super Bowl LII**
- ▶ Finished his rookie campaign in 2017 with the most 50+ yard FGs (5) in single-season team history

NOTES TO KNOW

- ▶ Ranks 2nd in team history with 12 career 50+ yard FGs (including playoffs), trailing only **David Akers** (16, 1999-2010)

2020 SEASON - EAGLES

- ▶ Connected on 14-of-19 (73.7%) FG attempts as well as 24-of-26 (92.3%) PATs to combine for 66 total points

2019 SEASON - EAGLES

- ▶ Finished the regular season with career highs in FG percentage (84.6%) and XP percentage (94.6%) ... Also recorded 100+ points (101) for the third consecutive season
- ▶ Registered a postseason career-high-tying 3 FGs (46, 26 and 38 yards) in the Wild Card round vs. Sea. (1/5/19)
- ▶ Kicked the game-winning FG in the division-clinching victory at NYG (12/29/19) ... Posted a 50-yard FG to break a 17-17 tie in the fourth quarter of the eventual 34-17 win
- ▶ Connected on a career-best 20 consecutive FGs from 12/23/18-12/1/19, which marked the 2nd-longest streak in Eagles history, trailing only **Alex Henery** in 2012 (22) ... Became the first kicker in team history to start a season with 16 straight FGs



2020 GAME-BY-GAME STATISTICS (PHILADELPHIA)														
Date	Opp		FG-FGA	Pct	0-19	20-29	30-39	40-49	50+	Lg	XP-XPA	Pct	Pts	Kick by Kick
Sep 13	at Was	L	1-2	50.0	0-0	0-0	1-1	0-0	0-1	38	2-2	100.0	5	(38), 53SH
Sep 20	LAR	L	2-2	100.0	0-0	0-0	2-2	0-0	0-0	38	1-1	100.0	7	(38), (33)
Sep 27	Cin	T	3-3	100.0	0-0	1-1	0-0	1-1	1-1	54	2-2	100.0	11	(27), (42), (54)
Oct 4	at SF	W	1-1	100.0	0-0	0-0	1-1	0-0	0-0	35	2-2	100.0	5	(35)
Oct 11	at Pit	L	0-1	0.0	0-0	0-0	0-0	0-0	0-1	--	3-3	100.0	3	57WR
Oct 18	Bal	L	0-1	0.0	0-0	0-0	0-0	0-0	0-1	--	0-0	---	0	52WR
Oct 22	NYG	W	1-2	50.0	0-0	0-1	1-1	0-0	0-0	31	1-1	100.0	4	(31), 29WL
Nov 1	Dal	W	0-0	---	0-0	0-0	0-0	0-0	0-0	--	1-1	100.0	1	---
Nov 15	at NYG	L	1-1	100.0	0-0	0-0	0-0	1-1	0-0	40	0-0	---	3	(40)
Nov 22	at Cle	L	1-1	100.0	0-0	0-0	0-0	1-1	0-0	43	2-2	100.0	5	(43)
Nov 30	Sea	L	1-1	100.0	0-0	0-0	0-0	1-1	0-0	42	0-1	0.0	3	(42)
Dec 6	at GB	L	1-1	100.0	0-0	0-0	0-0	0-0	1-1	52	1-2	50.0	4	(52)
Dec 13	NO	W	1-2	50.0	0-0	0-1	0-0	1-1	0-0	44	3-3	100.0	6	(44), 22LU
Dec 20	at Ari	L	0-0	---	0-0	0-0	0-0	0-0	0-0	--	2-2	100.0	2	---
Dec 27	at Dal	L	1-1	100.0	0-0	0-0	1-1	0-0	0-0	38	2-2	100.0	5	(38)
Jan 3	Was	L	0-0	---	0-0	0-0	0-0	0-0	0-0	--	2-2	100.0	2	---
Totals			14-19	73.7	0-0	1-3	6-6	5-5	2-5	54	24-26	92.3	66	---

2018 SEASON - EAGLES

- ▶ Produced a career-high-tying 26 FGs (also 2017) and totaled his second straight season with at least 100 points (111)
- ▶ With 0:03 remaining and the Eagles trailing 29-30, kicked the game-winning, 35-yard FG as time expired to save the team's playoff hopes in a 32-30 victory vs. Hou. (12/23/18)
- ▶ Completed 2-of-2 FG attempts vs. Dal. (11/11/18), including a 56-yard FG that cut the Eagles' deficit to 6-3 in the second quarter ... The 56-yarder was the 2nd-longest FG of his career (61 yards on 9/24/17 vs. NYG) and the 4th-longest in franchise history

2017 SEASON - EAGLES

- ▶ Posted career highs in FGs (26) and points (117) ... Also finished with the most 50+ yard FGs (5) in single-season team history and tied **David Akers** in 2004 for the most 40+ yard FGs (17)
- ▶ Recorded the two longest FGs (43 and 46 yards) ever by an NFL rookie in Super Bowl history during Philadelphia's 41-33 victory against New England in **Super Bowl LII** ... His 46-yarder gave the Eagles their final score, 41-33, with 1:05 remaining
- ▶ Connected on the longest playoff FG (53 yards) in Eagles history in the 15-10 win vs. Atl. (1/13/18) ... Broke the previous mark of 51 yards by **David Akers** on 1/4/09 at Minnesota
- ▶ Named **NFC Special Teams Player of the Week** after kicking a game-winning, 61-yard FG (franchise record and NFL rookie record) as time expired in the 27-24 win vs. NYG (9/24/17) ... The 61-yarder is tied for the 12th-longest FG in NFL history (also tied for the 4th-longest game-ending FG in league history)

COLLEGE HIGHLIGHTS

- ▶ Four-time Lou Groza Award semifinalist (top collegiate place-kicker), including a finalist in 2015 ... Totaled a school-best 445 career points, topping **Stephen Gostkowski** (369) and **DeAngelo Williams** (362) ... During his four seasons at Memphis, ranked 2nd among NCAA kickers in points (445), behind **Zane Gonzalez** (492) ... Holds the school record for longest FG (56 yards) and kicked 4 of the 5 longest FGs in program history (56, 54, 53, 53)

LONGEST FIELD GOALS		
Date	Opponent	Yds
9/24/17	vs. New York Giants (W, 27-24)	61
11/11/18	vs. Dallas Cowboys (L, 20-27)	56
9/27/20	vs. Cincinnati Bengals (T, 23-23)	54
10/13/19	at Minnesota Vikings (L, 20-38)	53
1/13/18	vs. Atlanta Falcons (Div.) (W, 15-10)	53
10/1/17	at Los Angeles Chargers (W, 26-24)	53
12/6/20	at Green Bay Packers	52
12/16/18	at Los Angeles Rams (W, 30-23)	51
10/29/17	vs. San Francisco 49ers (W, 33-10)	51
12/29/19	at New York Giants (W, 34-17)	50
10/23/17	vs. Washington (W, 34-24)	50
10/12/17	at Carolina Panthers (W, 28-23)	50



BIRDSEED

- ▶ Named the 2016 American Athletic Conference Football Scholar-Athlete of the Year ... Also a seven-time Dean's List student and three-time AAC All-Academic Team member
- ▶ Prepped at Lyons Township (IL) High School ... Connected on 15-of-21 FGs as a senior, as well as 43-of-44 PATs, en route to being named All-Illinois First-Team by the *Chicago Tribune*

TRANSACTIONS

- ▶ **11/27/19** - Signed by PHI to 5-year contract extension ... **2/22/19** - Signed by PHI to 1-year contract ... **9/12/17** - Signed by PHI from CIN practice squad ... **9/3/17** - Signed by CIN to practice squad ... **9/2/17** - Waived by CIN ... **2017** - Drafted by CIN in 5th round (153rd overall)

2019 GAME-BY-GAME STATISTICS (PHILADELPHIA)

Date	Opp		FG-FGA	Pct	0-19	20-29	30-39	40-49	50+	Lg	XP-XPA	Pct	Pts	Kick by Kick
Sep 8	Was	W	1-1	100.0	0-0	1-1	0-0	0-0	0-0	22	3-3	100.0	6	(22)
Sep 15	at Atl	L	2-2	100.0	0-0	0-0	1-1	1-1	0-0	41	0-0	---	6	(34), (41)
Sep 22	Det	L	1-1	100.0	0-0	1-1	0-0	0-0	0-0	25	3-3	100.0	6	(25)
Sep 26	at GB	W	0-0	---	0-0	0-0	0-0	0-0	0-0	--	4-4	100.0	4	---
Oct 6	NYJ	W	1-1	100.0	0-0	1-1	0-0	0-0	0-0	28	4-4	100.0	7	(28)
Oct 13	at Min	L	2-2	100.0	0-0	0-0	0-0	1-1	1-1	53	2-2	100.0	8	(53), (40)
Oct 20	at Dal	L	1-1	100.0	0-0	0-0	1-1	0-0	0-0	38	1-1	100.0	4	(38)
Oct 27	at Buf	W	1-1	100.0	0-0	0-0	1-1	0-0	0-0	37	2-3	66.7	5	(37)
Nov 3	Chi	W	3-3	100.0	0-0	2-2	1-1	0-0	0-0	38	1-2	50.0	10	(28), (28), (38)
Nov 17	NE	L	1-1	100.0	0-0	0-0	0-0	1-1	0-0	42	1-1	100.0	4	(42)
Nov 24	Sea	L	1-1	100.0	0-0	1-1	0-0	0-0	0-0	28	0-0	---	3	(28)
Dec 1	at Mia	L	3-4	75.0	0-0	0-0	1-1	2-3	0-0	48	2-2	100.0	11	(48), (43), 49WL, (37)
Dec 9	NYG	W	1-2	50.0	0-0	0-0	1-1	0-1	0-0	34	2-2	100.0	5	(34), 47WL
Dec 15	at Was	W	1-1	100.0	0-0	1-1	0-0	0-0	0-0	25	4-4	100.0	7	(25)
Dec 22	Dal	W	1-3	33.3	0-0	0-0	1-1	0-0	0-2	36	2-2	100.0	5	(36), 53WR, 55WL
Dec 29	at NYG	W	2-2	100.0	0-0	0-0	1-1	0-0	1-1	50	4-4	100.0	10	(31), (50)
Totals			22-26	84.6	0-0	7-7	8-8	5-7	2-4	53	35-37	94.6	101	---

PLAYOFFS

Jan 5	Sea	L	3-3	100.0	0-0	1-1	1-1	1-1	0-0	46	0-0	---	9	(46), (26), (38)
Totals			3-3	100.0	0-0	1-1	1-1	1-1	0-0	46	0-0	---	9	---

2018 GAME-BY-GAME STATISTICS (PHILADELPHIA)

Date	Opp		FG-FGA	Pct	0-19	20-29	30-39	40-49	50+	Lg	XP-XPA	Pct	Pts	Kick by Kick
Sep 6	Atl	W	1-1	100.0	0-0	1-1	0-0	0-0	0-0	26	1-1	100.0	4	(26)
Sep 16	at TB	L	0-1	0.0	0-0	0-0	0-0	0-1	0-0	--	3-3	100.0	3	42RU
Sep 23	Ind	W	2-3	66.7	0-0	1-1	1-1	0-0	0-1	33	2-2	100.0	8	55WL, (33), (24)
Sep 30	at Ten	L	3-3	100.0	0-0	1-1	2-2	0-0	0-0	37	2-2	100.0	11	(27), (30), (37)
Oct 7	Min	L	2-2	100.0	0-0	1-1	1-1	0-0	0-0	30	1-1	100.0	7	(30), (28)
Oct 11	at NYG	W	2-3	66.7	0-0	0-0	2-2	0-0	0-1	33	4-4	100.0	10	(33), 54WR, (30)
Oct 21	Car	L	1-2	50.0	0-0	0-0	0-1	1-1	0-0	46	2-2	100.0	5	36WR, (46)
Oct 28	at Jax	W	1-1	100.0	0-0	0-0	1-1	0-0	0-0	31	3-3	100.0	6	(31)
Nov 11	Dal	L	2-2	100.0	0-0	1-1	0-0	0-0	1-1	56	2-2	100.0	8	(56), (26)
Nov 18	at NO	L	0-0	---	0-0	0-0	0-0	0-0	0-0	--	1-1	100.0	1	---
Nov 25	NYG	W	3-3	100.0	0-0	1-1	0-0	2-2	0-0	43	0-0	---	9	(42), (28), (43)
Dec 3	Was	W	2-2	100.0	0-0	0-0	0-0	2-2	0-0	46	2-2	100.0	8	(46), (44)
Dec 9	at Dal	L	1-1	100.0	0-0	1-1	0-0	0-0	0-0	26	2-3	66.7	5	(26)
Dec 16	at LAR	W	3-4	75.0	0-0	0-0	1-1	1-1	1-2	51	3-3	100.0	12	(51), (34), (40), 53WR
Dec 23	Hou	W	2-2	100.0	0-0	0-0	1-1	1-1	0-0	47	2-3	66.7	8	(47), (35)
Dec 30	at Was	W	1-1	100.0	0-0	0-0	1-1	0-0	0-0	33	3-3	100.0	6	(33)
Totals			26-31	83.9	0-0	7-7	10-11	7-8	2-5	56	33-35	94.3	111	---

PLAYOFFS

Jan 6	at Chi	W	1-1	100.0	0-0	0-0	0-0	1-1	0-0	43	1-1	100.0	4	(43)
Jan 13	at NO	L	0-0	---	0-0	0-0	0-0	0-0	0-0	--	2-2	100.0	2	---
Totals			1-1	100.0	0-0	0-0	0-0	1-1	0-0	43	3-3	100.0	6	---

2017 GAME-BY-GAME STATISTICS (PHILADELPHIA)

Date	Opp	FG-FGA	Pct	0-19	20-29	30-39	40-49	50+	Lg	XP-XPA	Pct	Pts	Kick by Kick	
SIGNED BY EAGLES FROM BENGALS PRACTICE SQUAD (9/12/17)														
Sep 17	at KC	L	2-3	66.7	0-0	0-0	1-2	1-1	0-0	40	2-2	100.0	8	(34), 30WL, (40)
Sep 24	NYG	W	2-3	66.7	0-0	0-0	0-0	1-1	1-2	61	3-3	100.0	9	52WL, (46), (61)
Oct 1	at LAC	W	4-4	100.0	0-0	0-0	0-0	3-3	1-1	53	2-2	100.0	14	(45), (40), (53), (47)
Oct 8	Ari	W	2-2	100.0	0-0	1-1	1-1	0-0	0-0	36	4-4	100.0	10	(36), (28)
Oct 12	at Car	W	2-2	100.0	0-0	0-0	0-0	1-1	1-1	50	2-2	100.0	8	(50), (48)
Oct 23	Was	W	2-3	66.7	0-0	0-0	0-0	1-2	1-1	50	4-4	100.0	10	(50), (42), 45RU
Oct 29	SF	W	2-2	100.0	0-0	0-0	0-0	1-1	1-1	51	1-3	33.3	7	(40), (51)
Nov 5	Den	W	1-1	100.0	0-0	0-0	0-0	1-1	0-0	45	6-7	85.7	9	(45)
Nov 19	at Dal	W	0-1	0.0	0-0	0-0	0-1	0-0	0-0	--	1-1	100.0	1	34WR
Nov 26	Chi	W	1-1	100.0	0-0	0-0	0-0	1-1	0-0	45	4-4	100.0	7	(45)
Dec 3	at Sea	L	1-1	100.0	0-0	1-1	0-0	0-0	0-0	26	1-1	100.0	4	(26)
Dec 10	at LAR	W	3-3	100.0	0-0	1-1	1-1	1-1	0-0	41	4-4	100.0	13	(22), (41), (33)
Dec 17	at NYG	W	2-2	100.0	0-0	2-2	0-0	0-0	0-0	28	4-4	100.0	10	(28), (20)
Dec 25	Oak	W	2-3	66.7	0-0	0-0	1-2	1-1	0-0	48	1-1	100.0	7	33WR, (35), (48)
Dec 31	Dal	L	0-0	---	0-0	0-0	0-0	0-0	0-0	--	0-0	---	0	---
Totals			26-31	83.9	0-0	5-5	4-7	12-13	5-6	61	39-42	92.9	117	---
PLAYOFFS														
Jan 13	Atl	W	3-3	100.0	0-0	1-1	1-1	0-0	1-1	53	0-1	0.0	9	(53), (37), (21)
Jan 21	Min	W	1-1	100.0	0-0	0-0	1-1	0-0	0-0	38	5-5	100.0	8	(38)
Feb 4	at NE	W	3-3	100.0	0-0	1-1	0-0	2-2	0-0	46	2-3	66.7	11	(25), (42), (46)
Totals			7-7	100.0	0-0	2-2	2-2	2-2	1-1	53	7-9	77.8	28	---



MARCUS EPPS

SAFETY | 22



Height: 6-0 Weight: 191 DOB: Jan. 27, 1996 (Age 25)

NFL Experience: 3rd Year (3rd with Eagles) Draft: D6b-19 (191st overall) by MIN Acquired: W-Min-19

College: Wyoming Hometown (HS): Huntington Beach, CA (Edison)

CAREER STATISTICS

Year	Team	GP/S	TACKLES					PASS DEFENSE					FUMBLES			DEF SNAPS		
			Total	Solo	Asst	TFL	Sacks	Int	Yds	Lg	TD	PD	FF	FR	Yds	No	Pct	
2019	Minnesota	8/0	1	1	0	0	0.0	0	0	--	0	0	0	0	0	0	12	2%
	Philadelphia	7/0	8	6	2	0	0.0	0	0	--	0	0	0	0	0	99	10%	
	<i>Totals</i>	<i>15/0</i>	<i>9</i>	<i>7</i>	<i>2</i>	<i>0</i>	<i>0.0</i>	<i>0</i>	<i>0</i>	<i>--</i>	<i>0</i>	<i>0</i>	<i>0</i>	<i>0</i>	<i>0</i>	<i>---</i>	<i>---</i>	
2020	Philadelphia	14/5	49	37	12	0	0.0	2	0	0	0	6	0	0	0	363	33%	
Totals		29/5	58	44	14	0	0.0	2	0	0	0	6	0	0	0	---	---	

PLAYOFFS

2019	Philadelphia	1/0	0	0	0	0	0.0	0	0	--	0	0	0	0	0	13	20%
Totals		1/0	0	0	0	0	0.0	0	0	--	0	0	0	0	0	---	---

ADDITIONAL STATISTICS

Special Teams Tackles: 12 - 2020 (11), 2019 (1)

CAREER HIGHS

Tackles	11	12/27/20 at Dal.
Sacks	--	---
INTs	1	2x, last: 1/3/21 vs. Was.
PDs	3	12/20/20 at Ari.
FFs	--	---
FRs	--	---

First job: "Helping my grandma around the office. She was a lawyer." ... **Bucket list:** Traveling around Europe ... **Biggest pet peeve:** When people chew with their mouth open ... **If he could play another sport:** Baseball ... **Favorite meal:** Mexican food, burrito ... **Favorite music/artists:** "Rap, hip-hop, Nipsey Hussle, Kendrick Lamar - West Coast guys." ... **Favorite athletes growing up:** Troy Polamalu and LeBron James ... **Moment left star-struck:** "Any time I saw a pro athlete when I was younger."



2020 SEASON - EAGLES

- ▶ Produced 49 tackles (37 solo), 6 PDs and 2 INTs in a career-high 363 defensive snaps (33%), including five starts ... Also tallied a career-high 11 special teams tackles
- ▶ Intercepted QB **Alex Smith** vs. Was. (1/3/21)
- ▶ Posted a career-high 11 tackles (7 solo) at Dal. (12/27/20)
- ▶ Registered his first career INT when he picked off Cardinals QB **Kyler Murray** in the end zone at Ari. (12/20/20) ... Also added 7 tackles (6 solo) and a career-high 3 PDs

2019 SEASON - VIKINGS & EAGLES

- ▶ Saw action in 15 games between Minnesota and Philadelphia as a rookie, totaling 9 tackles (7 solo) ... With the Eagles, recorded 8 tackles (6 solo) in 99 defensive snaps (10%)

COLLEGE HIGHLIGHTS

- ▶ Started 50 career games at Wyoming after originally joining the team as a walk-on ... Voted a team captain during the 2016-18 seasons ... Finished with 325 tackles, 31 PDs and 9 INTs

BIRDSEED

- ▶ Prepped at Edison (CA) High School, where he played on both sides of the ball ... As a senior in 2014, recorded 3 INTs on defense and hauled in 20 catches for 283 yards

TRANSACTIONS

- ▶ **11/18/20** - Activated from Reserve/COVID-19 ... **11/5/20** - Placed on Reserve/COVID-19 ... **11/7/19** - Claimed off waivers by PHI ... **11/6/19** - Waived by MIN ... **2019** - Drafted by MIN in 6th round (191st overall)

2020 GAME-BY-GAME STATISTICS (PHI)														
Date	Opp		GP/S	Tot	Solo	Sk	Int	PD	FF	FR	Snaps	Pct		
Sep 13	at Was	L	1/0	1	1	0.0	0	0	0	0	3	4%		
Sep 20	LAR	L	1/1	4	4	0.0	0	0	0	0	16	23%		
Sep 27	Cin	T	1/0	0	0	0.0	0	1	0	0	8	11%		
Oct 4	at SF	W	1/0	8	7	0.0	0	0	0	0	44	60%		
Oct 11	at Pit	L	1/1	6	3	0.0	0	1	0	0	54	72%		
Oct 18	Bal	L	0/0	INACTIVE										
Oct 22	NYG	W	1/0	0	0	0.0	0	0	0	0	0	0%		
Nov 1	Dal	W	1/0	3	2	0.0	0	0	0	0	16	20%		
Nov 15	at NYG	L	0/0	RESERVE/COVID-19										
Nov 22	at Cle	L	1/0	0	0	0.0	0	0	0	0	2	3%		
Nov 30	Sea	L	1/0	1	1	0.0	0	0	0	0	3	4%		
Dec 6	at GB	L	1/0	2	2	0.0	0	0	0	0	11	18%		
Dec 13	NO	W	1/0	2	2	0.0	0	0	0	0	35	55%		
Dec 20	at Ari	L	1/1	7	6	0.0	1	3	0	0	68	100%		
Dec 27	at Dal	L	1/1	11	7	0.0	0	0	0	0	40	57%		
Jan 3	Was	L	1/1	4	2	0.0	1	1	0	0	63	100%		
Totals			14/5	49	37	0.0	2	6	0	0	363	33%		

2019 GAME-BY-GAME STATISTICS (MIN & PHI)														
Date	Opp		GP/S	Tot	Solo	Sk	Int	PD	FF	FR	Snaps	Pct		
Sep 8	Atl	W	1/0	0	0	0.0	0	0	0	0	1	1%		
Sep 15	at GB	L	1/0	0	0	0.0	0	0	0	0	0	0%		
Sep 22	Oak	W	1/0	1	1	0.0	0	0	0	0	8	14%		
Sep 29	at Chi	L	1/0	0	0	0.0	0	0	0	0	0	0%		
Oct 6	at NYG	W	1/0	0	0	0.0	0	0	0	0	0	0%		
Oct 13	Phi	W	1/0	0	0	0.0	0	0	0	0	3	5%		
Oct 20	at Det	W	1/0	0	0	0.0	0	0	0	0	0	0%		
Oct 24	Was	W	1/0	0	0	0.0	0	0	0	0	0	0%		
Nov 3	at KC	L	0/0	INACTIVE										
WAIVED BY VIKINGS (11/6/19); CLAIMED OFF WAIVERS BY EAGLES (11/7/19)														
Nov 17	NE	L	1/0	0	0	0.0	0	0	0	0	0	0%		
Nov 24	Sea	L	1/0	0	0	0.0	0	0	0	0	2	26%		
Dec 1	at Mia	L	1/0	0	0	0.0	0	0	0	0	4	6%		
Dec 9	NYG	W	1/0	0	0	0.0	0	0	0	0	16	31%		
Dec 15	at Was	W	1/0	2	2	0.0	0	0	0	0	13	25%		
Dec 22	Dal	W	1/0	0	0	0.0	0	0	0	0	16	26%		
Dec 29	at NYG	W	1/0	6	4	0.0	0	0	0	0	33	45%		
Totals			15/0	9	7	0.0	0	0	0	0	---	---		
PLAYOFFS														
Jan 5	Sea	L	1/0	0	0	0.0	0	0	0	0	13	20%		
Totals			1/0	0	0	0.0	0	0	0	0	13	20%		



ZACH ERTZ

TIGHT END | 86



Height: 6-5 **Weight:** 250 **DOB:** Nov. 10, 1990 (Age 30)
NFL Experience: 9th Year (9th with Eagles) **Draft:** D2-13 (35th overall) by PHI
College: Stanford **Hometown (HS):** Danville, CA (Monte Vista)

Pro Bowl: 2018, 2019, 2020 **Super Bowl Champion:** 2017 (LII)

CAREER STATISTICS

Year	Team	GP/S	RECEIVING					OFF SNAPS	
			Rec	Yds	Avg	Lg	TD	No	Pct
2013	Philadelphia	16/3	36	469	13.0	38	4	450	41%
2014	Philadelphia	16/5	58	702	12.1	35t	3	587	50%
2015	Philadelphia	15/7	75	853	11.4	60	2	790	68%
2016	Philadelphia	14/12	78	816	10.5	30	4	851	75%
2017	Philadelphia	14/13	74	824	11.1	53	8	778	69%
2018	Philadelphia	16/16	116	1,163	10.0	34	8	1,000	92%
2019	Philadelphia	15/15	88	916	10.4	30	6	952	80%
2020	Philadelphia	11/11	36	335	9.3	42	1	634	56%
Totals		117/82	561	6,078	10.8	60	36	---	---

PLAYOFFS

2013	Philadelphia	1/0	3	22	7.3	15	1	23	40%
2017	Philadelphia	3/2	18	192	10.7	36	1	176	85%
2018	Philadelphia	2/2	10	102	10.2	17	0	107	90%
2019	Philadelphia	1/1	2	44	22.0	32	0	61	88%
Totals		7/5	33	360	10.9	36	2	---	---

ADDITIONAL STATISTICS

Fumbles/Lost: 5/4 - 2019 (1/1), 2018 (1/0), 2017 (1/1), 2015 (1/1), 2014 (1/1)

CAREER HIGHS

Receptions	15	12/20/14 at Was.
Receiving Yards	152	1/3/16 at NYG
Receiving Long	60	1/3/16 at NYG
Receiving TDs	2	6x, last: 12/9/19 vs. NYG



CAREER HIGHLIGHTS

- ▶ Is a three-time **Pro Bowl** honoree (2018, '19, '20)
- ▶ Set the NFL single-season record for receptions by a TE (116, most by any player in Eagles history) in 2018, surpassing **Jason Witten** in 2012 (110) ... His career-high 116 receptions ranked 2nd overall in the NFL, trailing only **Michael Thomas** (125)
- ▶ Caught the game-winning TD in **Super Bowl LII** at NE (2/4/18) on an 11-yard pass from **Nick Foles** that gave the Eagles a 38-33 lead with 2:21 remaining in regulation
- ▶ Established a franchise single-game record with 15 receptions on 12/20/14 at Washington

NOTES TO KNOW

- ▶ Ranks 2nd on the Eagles' all-time receptions list (561), behind Pro Football Hall of Famer **Harold Carmichael** (589, 1971-83)

2020 SEASON - EAGLES

- ▶ Caught 36 passes for 335 yards (9.3 avg.) and 1 TD

2019 SEASON - EAGLES

- ▶ Ranked 3rd among NFL TEs in receptions (88), 4th in receiving yards (916) and T-4th in receiving TDs (6) ... His 88 catches tied for the 3rd-most in Eagles single-season history, trailing only himself in 2018 (116) and **Brian Westbrook** in 2007 (90)
- ▶ Registered a team-high 9 receptions for 91 yards and 2 TDs (caught game-tying and game-winning TD passes from **Carson Wentz**) in the 23-17 overtime win vs. NYG (12/9/19) ... Became the first TE in NFL history to catch a TD pass in both the fourth quarter and overtime in the same game
- ▶ Totaled 12 receptions for 91 yards and 1 TD vs. Sea. (11/24/19) ... Became the second player in team history to reach 500 career catches, joining Pro Football Hall of Famer **Harold Carmichael** (589, 1971-83) ... Also became the 2nd-fastest TE in NFL history to reach 500 receptions (102 games), behind Pro Football Hall of Famer **Kellen Winslow Sr.** (101, 1979-87)

2018 SEASON - EAGLES

- ▶ Setting the NFL single-season record for receptions by a TE (116, most in Eagles history), surpassing **Jason Witten** in 2012 (110)
- ▶ Finished the regular season with the 2nd-most receptions in the NFL, trailing only **Michael Thomas** (125) in that category
- ▶ Ranked 3rd among NFL TEs in receiving yards (1,163), behind **George Kittle** (1,377) and **Travis Kelce** (1,336) ... Also joined **Eric Ebron** (13) and Kelce (10) as the only TEs with 8+ receiving TDs
- ▶ Broke **Jason Witten's** single-season record for receptions by a TE (110 in 2012) following a team-high 12-catch, 110-yard performance in the 32-30 win vs. Hou. (12/23/18)
- ▶ Surpassed **Brian Westbrook** in 2007 (90) for the most catches in single-season franchise history after recording a team-high 9 receptions for 83 yards in the 28-13 win vs. Was. (12/3/18)

2020 GAME-BY-GAME STATISTICS (PHI)												
Date	Opp			GP/S	RECEIVING					SNAPS		
					Rec	Yds	Avg	Lg	TD	No	Pct	
Sep 13	at Was	L	1/1	3	18	6.0	7	1	58	85%		
Sep 20	LAR	L	1/1	5	42	8.4	12	0	67	94%		
Sep 27	Cin	T	1/1	7	70	10.0	30	0	84	92%		
Oct 4	at SF	W	1/1	4	9	2.3	8	0	59	95%		
Oct 11	at Pit	L	1/1	1	6	6.0	6	0	56	95%		
Oct 18	Bal	L	1/1	4	33	8.3	11	0	48	67%		
Oct 22	NYG	W	0/0	RESERVE/INJURED								
Nov 1	Dal	W	0/0	RESERVE/INJURED								
Nov 15	at NYG	L	0/0	RESERVE/INJURED								
Nov 22	at Cle	L	0/0	RESERVE/INJURED								
Nov 30	Sea	L	0/0	RESERVE/INJURED								
Dec 6	at GB	L	1/1	2	31	15.5	20	0	27	44%		
Dec 13	NO	W	1/1	2	8	4.0	6	0	50	72%		
Dec 20	at Ari	L	1/1	2	69	34.5	42	0	62	75%		
Dec 27	at Dal	L	1/1	3	33	11.0	17	0	62	85%		
Jan 3	Was	L	1/1	3	16	5.3	7	0	61	90%		
Totals			11/11	36	335	9.3	42	1	634	56%		

- ▶ Recorded 10+ receptions and 100+ receiving yards in back-to-back games on 9/30/18-10/7/18 ... Became the first Eagle to accomplish the feat since **Pete Pihos** from 12/4/55-12/11/55 and the first NFL TE since **Tony Gonzalez** from 12/25/04-1/2/05

2017 SEASON - EAGLES

- ▶ Tied for 2nd among NFL TEs in receiving TDs (8) and ranking 3rd in both receptions (72) and receiving yards (824)
- ▶ Caught the game-winning TD in **Super Bowl LII** at NE (2/4/18) on an 11-yard pass from **Nick Foles** that gave the Eagles a 38-33 lead with 2:21 remaining in regulation
- ▶ Registered a team-high 93 yards on 8 receptions in the 38-7 win vs. Min. (1/21/18) in the NFC Championship
- ▶ Posted receiving TDs in 4 consecutive games from 10/8/17-10/29/17, becoming the first Eagles TE to do so since **Charles Young** from 12/1/74-9/21/75 (also 4)

2016 SEASON - EAGLES

- ▶ Led the Eagles with 78 receptions for 816 yards and 4 TDs ... His 78 catches ranked 5th among NFL TEs, behind **Dennis Pitta** (86), **Travis Kelce** (85), **Kyle Rudolph** (83) and **Greg Olsen** (80) ... Also ranked 1st among TEs in receptions per game (5.6)

2015 SEASON - EAGLES

- ▶ Finished with the 2nd-most receptions (75) and receiving yards (853) on the Eagles offense ... Produced 30 catches over the last 3 games of the regular season, setting an Eagles record for the most receptions over a 3-game span
- ▶ Totaled 450 receiving yards in the final 4 games of the season, which ranked 1st among NFL TEs during that stretch

2014 SEASON - EAGLES

- ▶ Totaled 58 receptions for 702 yards and 3 TDs
- ▶ Set a franchise single-game record with 15 receptions while also posting his first 100+ yard game (115) at Was. (12/20/14)

2019 GAME-BY-GAME STATISTICS (PHI)												
Date	Opp			GP/S	RECEIVING					SNAPS		
					Rec	Yds	Avg	Lg	TD	No	Pct	
Sep 8	Was	W	1/1	5	54	10.8	26	0	61	82%		
Sep 15	at Atl	L	1/1	8	72	9.0	16	0	81	100%		
Sep 22	Det	L	1/1	4	64	16.0	23	0	76	100%		
Sep 26	at GB	W	1/1	7	65	9.3	14	0	47	76%		
Oct 6	NYJ	W	1/1	5	57	11.4	21	1	58	85%		
Oct 13	at Min	L	1/1	4	54	13.5	20	0	52	80%		
Oct 20	at Dal	L	1/1	2	38	19.0	24	0	49	80%		
Oct 27	at Buf	W	1/1	2	20	10.0	18	0	66	90%		
Nov 3	Chi	W	1/1	9	103	11.4	25t	1	70	79%		
Nov 17	NE	L	1/1	9	94	10.4	25	0	67	89%		
Nov 24	Sea	L	1/1	12	91	7.6	12	1	66	87%		
Dec 1	at Mia	L	1/1	3	24	8.0	12	0	53	75%		
Dec 9	NYG	W	1/1	9	91	10.1	30	2	79	89%		
Dec 15	at Was	W	1/1	5	61	12.2	27	1	68	88%		
Dec 22	Dal	W	1/1	4	28	7.0	10	0	59	82%		
Dec 29	at NYG	W	0/0	INACTIVE								
Totals			15/15	88	916	10.4	30	6	952	80%		

PLAYOFFS

Jan 5	Sea	L	1/1	2	44	22.0	32	0	61	88%
Totals			1/1	2	44	22.0	32	0	61	88%

Bucket list: Skydiving ... **Talent he'd most like to have:** The ability to read minds ... **'Welcome to the NFL' moment:** Seeing Michael Vick in a meeting ... **Favorite musician:** Jason Aldean ... **Favorite TV shows:** Game of Thrones and Homeland

TOP 10: RECEIVING YARDS

Date	Opponent	Sacks
1/3/16	at New York Giants (W, 35-30)	152
11/11/18	vs. Dallas Cowboys (L, 20-27)	145
1/1/17	vs. Dallas Cowboys (W, 27-13)	139
10/21/18	vs. Carolina Panthers (L, 17-21)	138
12/26/15	vs. Washington (L, 24-38)	122
12/20/14	at Washington (L, 24-27)	115
9/30/18	at Tennessee Titans (L, 23-26) (OT)	112
12/11/16	vs. Washington (L, 22-27)	112
12/23/18	vs. Houston Texans (W, 32-30)	110
10/7/18	vs. Minnesota Vikings (L, 21-23)	110



2018 GAME-BY-GAME STATISTICS (PHI)										
Date	Opp	GP/S	RECEIVING					SNAPS		
			Rec	Yds	Avg	Lg	TD	No	Pct	
Sep 6	Atl	W	1/1	5	48	9.6	18	0	70	97%
Sep 16	at TB	L	1/1	11	94	8.5	34	0	74	94%
Sep 23	Ind	W	1/1	5	73	14.6	28	0	81	99%
Sep 30	at Ten	L	1/1	10	112	11.2	24	0	76	97%
Oct 7	Min	L	1/1	10	110	11.0	23	1	57	97%
Oct 11	at NYG	W	1/1	7	43	6.1	15	1	71	100%
Oct 21	Car	L	1/1	9	138	15.3	27	0	65	97%
Oct 28	at Jax	W	1/1	4	26	6.5	15	1	57	92%
Nov 11	Dal	L	1/1	14	145	10.4	23	2	62	100%
Nov 18	at NO	L	1/1	2	15	7.5	8	0	47	92%
Nov 25	NYG	W	1/1	7	91	13.0	24	1	52	80%
Dec 3	Was	W	1/1	9	83	9.2	20	0	59	79%
Dec 9	at Dal	L	1/1	5	38	7.6	12	0	44	85%
Dec 16	at LAR	W	1/1	3	22	7.3	11	0	59	92%
Dec 23	Hou	W	1/1	12	110	9.2	23t	2	73	89%
Dec 30	at Was	W	1/1	3	15	5.0	7	0	53	75%
Totals			16/16	116	1,163	10.0	34	8	1,000	92%
PLAYOFFS										
Jan 6	at Chi	W	1/1	5	52	10.4	17	0	61	90%
Jan 13	at NO	L	1/1	5	50	10.0	17	0	46	90%
Totals			2/2	10	102	10.2	17	0	107	90%

2013 SEASON - EAGLES

- ▶ Recorded 36 catches for 469 yards and 4 TDs as a rookie
- ▶ Hauled in a 3-yard TD pass from **Nick Foles** to give the Eagles a 24-23 advantage in the fourth quarter of the NFC Wild Card playoff game vs. NO (1/4/14)

COLLEGE HIGHLIGHTS

- ▶ Appeared in 38 games at Stanford and recorded 112 receptions for 1,434 yards and 15 TDs in three seasons
- ▶ As a junior, was a unanimous first-team All-American after leading Stanford and all FBS TEs in receiving yards (898) and receptions (69), both school records at the position ... Also named first-team All-Pac-12 and Pac-12 All-Academic honorable mention

BIRDSEED

- ▶ He and his wife, Julie, who is a star defender on the U.S. Women's National Soccer team, married during the 2017 offseason ... In 2018, the couple launched the Ertz Family Foundation, which focuses on providing opportunities for youth to learn the value of exercise, nutrition, leadership, work ethic, accountability and team work; improving the quality of education through supporting teachers, students and schools; and restoring hope and building communities for families that need it most
- ▶ Earned his degree in management science and engineering
- ▶ Graduated from Monte Vista (CA) High School, where he was a first-team all-state selection as a senior after catching 56 passes for 756 yards and 14 TDs ... Also played on the basketball team (went 32-4 and lost in the NorCal finals)

2017 GAME-BY-GAME STATISTICS (PHI)										
Date	Opp	GP/S	RECEIVING					SNAPS		
			Rec	Yds	Avg	Lg	TD	No	Pct	
Sep 10	at Was	W	1/1	8	93	11.6	23	0	60	88%
Sep 17	at KC	L	1/1	5	97	19.4	53	0	60	83%
Sep 24	NYG	W	1/1	8	55	6.9	12	1	75	99%
Oct 1	at LAC	W	1/1	5	81	16.2	38	0	60	76%
Oct 8	Ari	W	1/1	6	61	10.2	14	1	57	85%
Oct 12	at Car	W	1/1	2	18	9.0	17t	2	49	79%
Oct 23	Was	W	1/0	5	89	17.8	46	1	53	82%
Oct 29	SF	W	1/1	4	34	8.5	14	1	64	91%
Nov 5	Den	W	0/0	INACTIVE						
Nov 19	at Dal	W	1/1	2	8	4.0	6	0	60	94%
Nov 26	Chi	W	1/1	10	103	10.3	22	1	65	83%
Dec 3	at Sea	L	1/1	2	24	12.0	14	0	45	60%
Dec 10	at LAR	W	0/0	INACTIVE						
Dec 17	at NYG	W	1/1	6	56	9.3	17	1	60	88%
Dec 25	Oak	W	1/1	9	81	9.0	25	0	56	82%
Dec 31	Dal	L	1/1	2	24	12.0	15	0	14	24%
Totals			14/13	74	824	11.1	53	8	778	69%
PLAYOFFS										
Jan 13	Atl	W	1/0	3	32	10.7	11	0	59	88%
Jan 21	Min	W	1/1	8	93	11.6	36	0	53	82%
Feb 4	at NE	W	1/1	7	67	9.6	19	1	64	85%
Totals			3/2	18	192	10.7	36	1	176	85%



- ▶ Is the son of Lisa and Douglas, and has three younger brothers: Shane, Nic and Jackson ... His father, Douglas, played football at Lehigh University from 1981-84

TRANSACTIONS

- ▶ **12/2/20** - Activated from Reserve/Injured ... **10/22/20** - Placed on Reserve/Injured ... **1/25/16** - Signed by PHI to 5-year contract extension ... **2013** - Drafted by PHI in 2nd round (35th overall)

2016 GAME-BY-GAME STATISTICS (PHI)										
Date	Opp	GP/S	RECEIVING					SNAPS		
			Rec	Yds	Avg	Lg	TD	No	Pct	
Sep 11	Cle	W	1/1	6	58	9.7	15	0	60	78%
Sep 19	at Chi	W	0/0	INACTIVE						
Sep 25	Pit	W	0/0	INACTIVE						
Oct 9	at Det	L	1/1	3	37	12.3	21	0	52	85%
Oct 16	at Was	L	1/1	1	22	22.0	22	0	46	88%
Oct 23	Min	W	1/1	1	14	14.0	14	0	48	83%
Oct 30	at Dal	L	1/1	4	19	4.8	11	0	63	81%
Nov 6	at NYG	L	1/1	8	97	12.1	30	0	62	83%
Nov 13	Atl	W	1/1	6	55	9.2	18	0	59	75%
Nov 20	at Sea	L	1/1	6	35	5.8	11	1	70	88%
Nov 28	GB	L	1/1	3	36	12.0	16	0	55	93%
Dec 4	at Cin	L	1/0	9	79	8.8	20	1	70	88%
Dec 11	Was	L	1/1	10	112	11.2	29	0	67	86%
Dec 18	at Bal	L	1/1	6	80	13.3	24	0	81	93%
Dec 22	NYG	W	1/1	2	33	16.5	19	0	48	86%
Jan 1	Dal	W	1/0	13	139	10.7	20t	2	70	92%
Totals			14/12	78	816	10.5	30	4	851	75%

2015 GAME-BY-GAME STATISTICS (PHI)										
Date	Opp	GP/S	RECEIVING					SNAPS		
			Rec	Yds	Avg	Lg	TD	No	Pct	
Sep 14	at Atl	L	1/0	3	46	15.3	21	0	52	70%
Sep 20	Dal	L	1/0	3	17	5.7	9	0	40	65%
Sep 27	at NYJ	W	1/0	2	30	15.0	21	0	38	52%
Oct 4	at Was	L	1/1	2	11	5.5	7	0	38	68%
Oct 11	NO	W	1/0	5	60	12.0	21	0	56	67%
Oct 19	NYG	W	1/1	4	43	10.8	17	0	67	86%
Oct 25	at Car	L	1/1	5	63	12.6	24	0	75	90%
Nov 8	at Dal	W	1/1	5	44	8.8	27	0	59	81%
Nov 15	Mia	L	1/0	7	68	9.7	27	0	76	79%
Nov 22	TB	L	1/1	2	12	6.0	7	0	14	20%
Nov 26	at Det	L	0/0	INACTIVE						
Dec 6	at NE	W	1/1	2	9	4.5	5t	1	53	87%
Dec 13	Buf	W	1/0	5	98	19.6	41	0	60	78%
Dec 20	Ari	L	1/0	8	78	9.8	22t	1	49	77%
Dec 26	Was	L	1/1	13	122	9.4	17	0	64	79%
Jan 3	at NYG	W	1/0	9	152	16.9	60	0	49	74%
Totals			15/7	75	853	11.4	60	2	790	68%

2014 GAME-BY-GAME STATISTICS (PHI)										
Date	Opp	GP/S	RECEIVING					SNAPS		
			Rec	Yds	Avg	Lg	TD	No	Pct	
Sep 7	Jax	W	1/1	3	77	25.7	26	1	52	60%
Sep 15	at Ind	W	1/0	4	86	21.5	27	0	52	76%
Sep 21	Was	W	1/0	2	14	7.0	10	0	38	52%
Sep 28	at SF	L	1/0	4	43	10.8	14	0	43	72%
Oct 5	StL	W	1/0	3	39	13.0	19	0	29	40%
Oct 12	NYG	W	1/0	3	47	15.7	23	1	30	42%
Oct 26	at Ari	L	1/1	5	48	9.6	15	0	47	51%
Nov 2	at Hou	W	1/0	1	4	4.0	4	0	24	29%
Nov 10	Car	W	1/0	1	17	17.0	17	0	31	50%
Nov 16	at GB	L	1/0	4	55	13.8	22	0	27	35%
Nov 23	Ten	W	1/1	4	30	7.5	10	0	26	30%
Nov 27	at Dal	W	1/0	0	0	---	--	0	20	26%
Dec 7	Sea	L	1/0	2	39	19.5	35t	1	25	54%
Dec 14	Dal	L	1/0	3	32	10.7	15	0	26	47%
Dec 20	at Was	L	1/1	15	115	7.7	16	0	70	78%
Dec 28	at NYG	W	1/1	4	56	14.0	19	0	47	64%
Totals			16/5	58	702	12.1	35t	3	587	50%

2013 GAME-BY-GAME STATISTICS (PHI)										
Date	Opp	GP/S	RECEIVING					SNAPS		
			Rec	Yds	Avg	Lg	TD	No	Pct	
Sep 9	at Was	W	1/0	1	11	11.0	11	0	24	30%
Sep 15	SD	L	1/0	2	58	29.0	31	0	12	20%
Sep 19	KC	L	1/0	1	5	5.0	5	0	14	22%
Sep 29	at Den	L	1/1	1	38	38.0	38	0	31	44%
Oct 6	at NYG	W	1/0	2	38	19.0	24	0	33	41%
Oct 13	at TB	W	1/0	3	13	4.3	6	0	42	62%
Oct 20	Dal	L	1/0	3	33	11.0	21	0	23	29%
Oct 27	NYG	L	1/0	1	5	5.0	5	0	27	44%
Nov 3	at Oak	W	1/0	5	42	8.4	15t	1	35	59%
Nov 10	at GB	W	1/0	0	0	---	--	0	33	54%
Nov 17	Was	W	1/0	2	31	15.5	16	0	30	45%
Dec 1	Ari	W	1/0	5	68	13.6	24t	2	38	49%
Dec 8	Det	W	1/1	0	0	---	--	0	26	35%
Dec 15	at Min	L	1/0	6	57	9.5	17	1	45	65%
Dec 22	Chi	W	1/1	1	27	27.0	27	0	15	23%
Dec 29	at Dal	W	1/0	3	43	14.3	17	0	22	33%
Totals			16/3	36	469	13.0	38	4	450	41%
PLAYOFFS										
Jan 4	NO	L	1/0	3	22	7.3	15	1	23	40%
Totals			1/0	3	22	7.3	15	1	23	40%



JOE FLACCO

QUARTERBACK | 7



Height: 6-6 Weight: 245 DOB: Jan. 16, 1985 (Age 36)

NFL Experience: 14th Year (1st with Eagles) Draft: D1-08 (18th overall) by BAL Acquired: FA-NYJ-21

College: Delaware Hometown (HS): Audubon, NJ (Audubon)

Super Bowl Champion: 2012 (XLVII) Super Bowl MVP: 2012 (XLVII)

CAREER STATISTICS

Year	Team	GP/S	PASSING										RUSHING					OFF SNAPS	
			Att	Cmp	Pct	Yds	Y/A	TD	Int	Lg	Sk/Yds	Rate	Att	Yds	Avg	Lg	TD	No	Pct
2008	Baltimore	16/16	428	257	60.0	2,971	6.9	14	12	70t	32/276	80.3	52	180	3.5	38t	2	N/A	N/A
2009	Baltimore	16/16	499	315	63.1	3,613	7.2	21	12	72t	36/218	88.9	35	56	1.6	10	0	N/A	N/A
2010	Baltimore	16/16	489	306	62.6	3,622	7.4	25	10	67	40/294	93.6	43	84	2.0	14	1	N/A	N/A
2011	Baltimore	16/16	542	312	57.6	3,610	6.7	20	12	74t	31/203	80.9	39	88	2.3	33	1	N/A	N/A
2012	Baltimore	16/16	531	317	59.7	3,817	7.2	22	10	61t	35/227	87.7	32	22	0.7	16	3	1,002	92%
2013	Baltimore	16/16	614	362	59.0	3,912	6.4	19	22	74	48/324	73.1	27	131	4.9	22	1	1,128	99%
2014	Baltimore	16/16	554	344	62.1	3,986	7.2	27	12	80t	19/167	91.0	39	70	1.8	15	2	1,068	99%
2015	Baltimore	10/10	413	266	64.4	2,791	6.8	14	12	50t	16/124	83.1	13	23	1.8	16	3	716	63%
2016	Baltimore	16/16	672	436	64.9	4,317	6.4	20	15	95t	33/243	83.5	21	58	2.8	16	2	1,111	98%
2017	Baltimore	16/16	549	352	64.1	3,141	5.7	18	13	66	27/205	80.4	25	54	2.2	25	1	1,026	95%
2018	Baltimore	9/9	379	232	61.2	2,465	6.5	12	6	71	16/79	84.2	19	45	2.4	13	0	641	54%
2019	Denver	8/8	262	171	65.3	1,822	7.0	6	5	70t	26/194	85.1	12	20	1.7	9	0	532	52%
2020	N.Y. Jets	5/4	134	74	55.2	864	6.4	6	3	52	7/69	80.6	6	22	3.7	9	0	250	25%
Totals		176/175	6,066	3,744	61.7	40,931	6.7	224	144	95t	366/2,623	84.1	363	853	2.4	38t	16	---	---

PLAYOFFS

2008	Baltimore	3/3	75	33	44.0	437	5.8	1	3	48t	3/16	50.8	12	5	0.4	5t	1	N/A	N/A
2009	Baltimore	2/2	45	24	53.3	223	5.0	0	3	27	1/6	39.4	7	7	1.0	7	0	N/A	N/A
2010	Baltimore	2/2	64	41	64.1	390	6.1	3	1	28	9/51	90.0	9	25	2.8	13	0	N/A	N/A
2011	Baltimore	2/2	63	36	57.1	482	7.7	4	1	42	8/60	96.1	6	26	4.3	14	0	N/A	N/A
2012	Baltimore	4/4	126	73	57.9	1,140	9.0	11	0	70t	6/38	117.2	8	16	2.0	14	0	282	100%
2014	Baltimore	2/2	74	46	62.2	551	7.4	6	2	40	1/13	100.7	8	8	1.0	9	0	134	100%
2018	Baltimore	0/0	0	0	---	0	---	0	0	--	0/0	---	0	0	---	--	0	0	0%
Totals		15/15	447	253	56.6	3,223	7.2	25	10	70t	28/184	88.6	50	87	1.7	14	1	---	---

ADDITIONAL STATISTICS

Fumbles/Lost: 89/29 - 2020 (1/0), '19 (8/3), '18 (3/1), '17 (6/0), '16 (5/3), '15 (5/2), '14 (5/0), '13 (8/2), '12 (9/4), '11 (11/6), '10 (9/4), '09 (8/2), '08 (11/2)

CAREER HIGHS

Pass Attempts	62	2x, last: 9/7/14 vs. Cin.
Completions	37	12/12/16 at NE
Passing Yards	389	9/25/11 at StL
Yards/Attempt	12.9	12/28/08 vs. Jax.
Passing Long	95t	11/6/16 vs. Pit.
Passing TDs	5	10/12/14 at TB
Completion %	80.0	11/1/09 vs. Den.
Passer Rating	149.7	10/12/14 at TB
Rush Attempts	8	2x, last: 1/3/15 at Pit. (WC)
Rushing Yards	57	11/16/08 at NYG
Rushing Long	38t	9/7/08 vs. Cin.
Rushing TDs	2	10/11/15 vs. Cle.



2020 GAME-BY-GAME STATISTICS (N.Y. JETS)

Date	Opp	GP/S	PASSING										RUSHING					SNAPS		
			Att	Cmp	Pct	Yds	Y/A	TD	Int	Lg	Sk/Yds	Rate	Att	Yds	Avg	Lg	TD	No	Pct	
Sep 13	at Buf	L	0/0	INACTIVE																
Sep 20	SF	L	0/0	INACTIVE																
Sep 27	at Ind	L	0/0	INACTIVE																
Oct 1	Den	L	1/0	2	2	100.0	16	8.0	0	0	11	0/0	100.0	0	0	---	--	0	4	5%
Oct 11	Ari	L	1/1	33	18	54.5	195	5.9	1	0	52	2/17	82.3	0	0	---	--	0	69	100%
Oct 18	at Mia	L	1/1	44	21	47.7	186	4.2	0	1	22	3/38	50.0	1	0	0.0	0	0	71	100%
Oct 25	Buf	L	0/0	DID NOT PLAY																
Nov 1	at KC	L	0/0	DID NOT PLAY																
Nov 9	NE	L	1/1	25	18	72.0	262	10.5	3	1	50t	1/5	128.7	4	20	5.0	9	0	46	100%
Nov 22	at LAC	L	1/1	30	15	50.0	205	6.8	2	1	49t	1/9	80.6	1	2	2.0	2	0	60	100%
Nov 29	Mia	L	0/0	DID NOT PLAY																
Dec 6	LV	L	0/0	DID NOT PLAY																
Dec 13	at Sea	L	0/0	DID NOT PLAY																
Dec 20	at LAR	W	0/0	DID NOT PLAY																
Dec 27	Cle	W	0/0	DID NOT PLAY																
Jan 3	at NE	L	0/0	DID NOT PLAY																
Totals			5/4	134	74	55.2	864	6.4	6	3	52	7/69	80.6	6	22	3.7	9	0	250	25%

TOP 10: PASSING YARDS

Date	Opponent	Yds
9/25/11	at St. Louis Rams (W, 37-7)	389
10/18/09	at Minnesota Vikings (L, 31-33)	385
9/20/15	at Oakland Raiders (L, 33-37)	384
9/23/12	vs. New England Patriots (W, 31-30)	382
12/4/16	vs. Miami Dolphins (W, 38-6)	381
9/13/18	at Cincinnati Bengals (L, 23-34)	376
9/30/18	at Pittsburgh Steelers (W, 26-14)	363
9/27/15	vs. Cincinnati Bengals (L, 24-28)	362
9/15/13	at Denver Broncos (L, 27-49)	362
9/27/12	vs. Cleveland Browns (W, 23-16)	356



CAREER HIGHLIGHTS

- ▶ Led Baltimore to a 96-67 regular-season record and 10-5 post-season mark in 178 overall starts during his first 11 NFL seasons (2008-18) ... Ended his career with the Ravens as the franchise's all-time leader in every major passing category
- ▶ Chosen as **Super Bowl XLVII MVP** in 2012 after leading Baltimore to a 34-31 win over San Francisco in Super Bowl XLVII ... Joined **Joe Montana** (1989) as the only QBs in NFL history to throw 11 TDs and 0 INTs in a single postseason (four games)
- ▶ Is tied with **Tom Brady** for the most road postseason victories (seven) by a QB in NFL history ... Additionally ranks 4th among active NFL QBs in career playoff wins (10), trailing only Brady (34), **Ben Roethlisberger** (13) and **Aaron Rodgers** (11)
- ▶ Started 122 consecutive games from 2008-15 – the 7th-longest streak by a QB in NFL history – while also winning the 5th-most games (75) by a QB in his first eight seasons
- ▶ Set an NFL record as the first QB to start and win a playoff game in each of his first five NFL seasons (2008-12)

2020 SEASON - JETS

- ▶ Saw action in five contests (four starts) during his only year with the Jets ... Threw for 864 yards, 6 TDs, 3 INTs and an 80.6 passer rating after completing 74-of-134 (55.2%) of his attempts

2019 SEASON - BRONCOS

- ▶ Limited to eight starts before being placed on Reserve/Injured ... Passed for 1,822 yards, 6 TDs, 5 INTs and a 85.1 passer rating while producing a career-high 65.3% completion percentage

2018 SEASON - RAVENS

- ▶ Completed 232-of-379 (61.2%) attempts for 2,465 yards, 12 TDs, 6 INTs and an 84.2 passer rating in nine starts during his final season with the Ravens ... Was off to the best statistical start in his career through the first eight games (2,259 yards) of the season before suffering a hip injury that sidelined him for four weeks

2019 GAME-BY-GAME STATISTICS (DENVER)

Date	Opp	GP/S	PASSING										RUSHING					SNAPS		
			Att	Cmp	Pct	Yds	Y/A	TD	Int	Lg	Sk/Yds	Rate	Att	Yds	Avg	Lg	TD	No	Pct	
Sep 9	at Oak	L	1/1	31	21	67.7	268	8.6	1	0	53	3/19	105.3	3	7	2.3	6	0	62	100%
Sep 15	Chi	L	1/1	50	35	70.0	292	5.8	1	1	24	2/10	83.1	0	0	---	--	0	82	100%
Sep 22	at GB	L	1/1	29	20	69.0	213	7.3	0	1	52	6/52	75.8	1	9	9.0	9	0	73	100%
Sep 29	Jax	L	1/1	38	22	57.9	303	8.0	3	1	39	0/0	98.9	0	0	---	--	0	55	100%
Oct 6	at LAC	W	1/1	20	14	70.0	182	9.1	1	1	70t	3/23	94.2	4	-1	-0.3	1	0	60	100%
Oct 13	Ten	W	1/1	28	18	64.3	177	6.3	0	1	41	1/10	67.1	2	5	2.5	3	0	60	100%
Oct 17	KC	L	1/1	34	21	61.8	213	6.3	0	0	41	8/72	79.7	1	1	1.0	1	0	67	100%
Oct 27	at Ind	L	1/1	32	20	62.5	174	5.4	0	0	33	3/8	76.8	1	-1	-1.0	-1	0	73	100%
Nov 3	Cle	W	0/0	RESERVE/INJURED																
Nov 17	at Min	L	0/0	RESERVE/INJURED																
Nov 24	at Buf	L	0/0	RESERVE/INJURED																
Dec 1	LAC	W	0/0	RESERVE/INJURED																
Dec 8	at Hou	W	0/0	RESERVE/INJURED																
Dec 15	at KC	L	0/0	RESERVE/INJURED																
Dec 22	Det	W	0/0	RESERVE/INJURED																
Dec 29	Oak	W	0/0	RESERVE/INJURED																
Totals			8/8	262	171	65.3	1,822	7.0	6	5	70t	26/194	85.1	12	20	1.7	9	0	532	52%

MOST PASSING TDs

Date	Opponent	TD
10/12/14	at Tampa Bay Buccaneers (W, 48-17)	5
1/10/15	at New England Patriots (L, 31-35) (Div.)	4
12/20/19	vs. Chicago Bears (W, 31-7)	4
12/4/16	vs. Miami Dolphins (W, 38-6)	4

TOP 10: PASSER RATING

Date	Opponent	Rate
10/12/14	at Tampa Bay Buccaneers (W, 48-17)	149.7
9/28/14	vs. Carolina Panthers (W, 38-10)	137.4
12/20/09	vs. Chicago Bears (W, 31-7)	135.6
11/7/10	vs. Miami Dolphins (W, 26-10)	129.6
11/9/20	vs. New England Patriots (L, 27-30)	128.7
9/26/10	vs. Cleveland Browns (W, 24-17)	128.7
9/10/12	vs. Cincinnati Bengals (W, 44-13)	128.4
1/6/13	vs. Indianapolis Colts (W, 24-9) (WC)	125.6
2/3/13	at San Francisco 49ers (W, 34-31) (SB)	124.2
9/9/18	vs. Buffalo Bills (W, 47-3)	121.7



2017 SEASON - RAVENS

- ▶ Tallied his eighth 3,000+ yard season (3,141) while completing 64.1% (352-of-549) of his passes with 18 TDs and 13 INTs
- ▶ Threw his 200th career TD pass vs. Cin. (12/31/17)
- ▶ Won his 100th career game in his 150th regular-season start as he completed 23-of-36 attempts for 269 yards, 2 TDs, 0 INTs and a 105.0 passer rating vs. Det. (12/3/17)

2016 SEASON - RAVENS

- ▶ Returned from a season-ending knee injury the previous season to produce career highs in completions (436), attempts (672) as well as yards (4,317) ... Threw for 20 TDs against 15 INTs as he eclipsed 4,000+ yards for the first time in his career
- ▶ Set the Ravens' completions record in consecutive games vs. Miami (36 on 12/4/16) and at New England (37 on 12/12/16)
- ▶ Connected on a 95-yard TD to Ravens WR **Mike Wallace** vs. Pit. (11/6/16), establishing the longest pass play in team history
- ▶ Strung together a franchise-record 21 consecutive completions and finished 29-of-40 (72.5%) passing at Jax. (9/25/16)

2015 SEASON - RAVENS

- ▶ Started 10 games before suffering a season-ending knee injury, halting his consecutive games started streak at 122 games (7th-best by a QB in NFL history) ... Completed 266-of-413 passes (64.4%) for 2,791 yards, 14 TDs, 12 INTs and an 83.1 rating while matching a career-high with 3 rushing TDs
- ▶ Led the Ravens to three-game winning drives, including when he remained in the game with a torn ACL vs. StL (11/22/15)

2014 SEASON - RAVENS

- ▶ Led the Ravens to the playoffs for the sixth time in seven years, becoming the first QB in NFL history to accomplish that feat ... Helped set franchise offensive records for yards (5,838) and points scored (409) while throwing a career-high 27 TDs

2018 GAME-BY-GAME STATISTICS (BALTIMORE)

				PASSING									RUSHING					SNAPS		
Date	Opp		GP/S	Att	Cmp	Pct	Yds	Y/A	TD	Int	Lg	Sk/Yds	Rate	Att	Yds	Avg	Lg	TD	No	Pct
Sep 9	Buf	W	1/1	34	25	73.5	236	6.9	3	0	29	1/0	121.7	2	-3	-1.5	-1	0	55	69%
Sep 13	at Cin	L	1/1	55	32	58.2	376	6.8	2	2	45	4/17	76.0	2	13	6.5	11	0	85	100%
Sep 23	Den	W	1/1	40	25	62.5	277	6.9	1	0	44	2/12	91.4	3	4	1.3	3	0	72	100%
Sep 30	at Pit	W	1/1	42	28	66.7	363	8.6	2	0	71	2/8	109.5	0	0	---	---	0	76	100%
Oct 7	at Cle	L	1/1	56	29	51.8	298	5.3	0	1	28	2/4	60.0	2	14	7.0	13	0	87	100%
Oct 14	at Ten	W	1/1	37	25	67.6	238	6.4	1	1	27	0/0	82.9	4	2	0.5	5	0	76	100%
Oct 21	NO	L	1/1	39	23	59.0	279	7.2	2	0	56	1/10	98.1	1	4	4.0	4	0	68	100%
Oct 28	at Car	L	1/1	39	22	56.4	192	4.9	1	2	19	2/14	56.8	3	8	2.7	3	0	61	90%
Nov 4	Pit	L	1/1	37	23	62.2	206	5.6	0	0	30	2/14	77.1	2	3	1.5	3	0	61	100%
Nov 18	Cin	W	0/0	INACTIVE																
Nov 25	Oak	W	0/0	INACTIVE																
Dec 2	at Atl	W	0/0	INACTIVE																
Dec 9	at KC	L	0/0	INACTIVE																
Dec 16	TB	W	0/0	DID NOT PLAY																
Dec 22	at LAC	W	0/0	DID NOT PLAY																
Dec 30	Cle	W	0/0	DID NOT PLAY																
Totals			9/9	379	232	61.2	2,465	6.5	12	6	71	16/79	84.2	19	45	2.4	13	0	641	54%

PLAYOFFS

Jan 6	LAC	L	0/0	DID NOT PLAY																
Totals			0/0	0	0	---	0	---	0	0	--	0/0	---	0	0	---	--	0	0	0%

- ▶ Completed 344-of-554 (62.1%) attempts for 3,986 yards, 27 TDs, 12 INTs and a 91.0 passer rating ... In the postseason, threw for 551 yards, 6 TDs, 2 INTs and a 100.7 passer rating
- ▶ Opened his 15th playoff game (most by a QB in league history over their first seven seasons) in the AFC Divisional Round at NE (1/10/15) ... Registered a postseason franchise-record 4 TDs with 292 yards on 28-of-45 (62.2%) passing
- ▶ Extended his NFL record to seven wins in postseason road starts in the AFC Wild Card victory at Pit. (1/3/15)
- ▶ Earned **AFC Offensive Player of the Week** honors after throwing a team-record-tying 5 TDs at TB (10/12/14) in the fastest amount of time (16:03 into the game) in NFL history ... Ended the historic performance against the Buccaneers with 21-of-28 (75.0%) passing for 306 yards, 5 TDs and a franchise-best 149.7 rating



2013 SEASON - RAVENS

- ▶ Completed 362-of-614 (59.0%) passes for 3,912 yards, 19 TDs, 22 INTs and a 73.1 rating in addition to rushing for 3 TDs

2012 SEASON - RAVENS

- ▶ Led the Ravens to a 34-31 victory over the 49ers in Super Bowl XLVII and earned **Super Bowl XLVII MVP** honors ... Became the second QB in history to throw for 11 TDs and 0 INTs in a single postseason (also **Joe Montana** in 1989) ... Tied **Tom Brady** for the most playoff wins (nine) by a QB in their first five seasons
- ▶ Completed 317-of-531 (59.7%) passes for 3,817 yards, 22 TDs, 10 INTs and an 87.7 rating ... Paced the Ravens to a 10-6 record while helping Baltimore establish a team record for fewest turnovers in a season (16) ... Connected on 73-of-126 (57.9%) attempts for 1,140 yards, 11 TDs, 0 INTs and a 117.2 passer rating in four postseason contests ... Helped the Ravens' offense average 410.3 yards and 31.0 points per game during the playoffs

- ▶ Named Super Bowl XLVII MVP after completing 22-of-33 (66.7%) attempts for 287 yards, 3 TDs, 0 INTs and a 124.2 passer rating in the 34-31 win in Super Bowl XLVII vs. SF (2/3/13)
- ▶ Produced 240 yards, 3 TDs, 0 INTs and a 106.3 rating in the 28-13 victory AFC Championship Game at NE (1/20/13)
- ▶ Threw for 331 yards, 3 TDs and a 116.2 passer rating in the 38-35 double-OT win in the Divisional Round at Den. (1/12/13)
- ▶ Posted a team postseason-record 125.6 passer rating with 282 yards and 2 TDs in the Wild Card Round at Ind. (1/6/13)

2011 SEASON - RAVENS

- ▶ Became the first QB since the 1970 merger to start and win at least one playoff game in each of his first four seasons ... Piloted the Ravens to a 12-4 record, an AFC North division title and an appearance in the AFC Championship Game
- ▶ Threw for 3,610 yards, 20 TDs, 12 INTs and an 80.9 rating on 312-of-542 (57.6%) passing ... Added 482 yards on 36-of-63 attempts with 4 TDs, 1 INT and a 96.1 rating in two playoff contests
- ▶ Completed 22-of-36 passes for a then-postseason franchise-record 306 yards with 2 TDs, 1 INT and a 95.4 rating in the AFC Championship Game at NE (1/22/12) ... Posted 2 TD passes and a 97.1 passer rating in the Divisional Round vs. Hou. (1/5/12)
- ▶ Tallied a career-best 389 yards with 3 TDs at StL (9/25/11)

2017 GAME-BY-GAME STATISTICS (BALTIMORE)

Date	Opp	GP/S	PASSING										RUSHING					SNAPS		
			Att	Cmp	Pct	Yds	Y/A	TD	Int	Lg	Sk/Yds	Rate	Att	Yds	Avg	Lg	TD	No	Pct	
Sep 10	at Cin	W	1/1	17	9	52.9	121	7.1	1	1	48t	1/10	71.0	0	0	---	---	0	66	100%
Sep 17	Cle	W	1/1	34	25	73.5	217	6.4	2	1	23	2/16	97.3	1	-1	-1.0	-1	0	68	100%
Sep 24	Jax	L	1/1	18	8	44.4	28	1.6	0	2	8	2/12	12.0	0	0	---	---	0	35	60%
Oct 1	Pit	L	1/1	49	31	63.3	235	4.8	1	2	16t	4/29	64.6	0	0	---	---	0	69	100%
Oct 8	at Oak	W	1/1	26	19	73.1	222	8.5	0	0	54	0/0	98.6	3	-4	-1.3	-1	0	66	100%
Oct 15	Chi	L	1/1	41	24	58.5	180	4.4	0	2	17	3/14	48.8	1	2	2.0	2	0	73	100%
Oct 22	at Min	L	1/1	39	27	69.2	186	4.8	1	0	23	5/42	88.2	1	0	0.0	0	0	65	100%
Oct 26	Mia	W	1/1	15	10	66.7	101	6.7	1	0	34t	0/0	107.9	1	9	9.0	9	0	29	45%
Nov 5	at Ten	L	1/1	52	34	65.4	261	5.0	2	2	19	2/9	74.3	1	7	7.0	7	0	76	100%
Nov 19	at GB	W	1/1	28	22	78.6	183	6.5	1	1	33	3/22	90.9	2	-1	-0.5	0	0	59	100%
Nov 27	Hou	W	1/1	32	20	62.5	141	4.4	0	0	24	1/8	72.5	6	42	7.0	25	0	67	100%
Dec 3	Det	W	1/1	36	23	63.9	269	7.5	2	0	66	0/0	105.0	1	-1	-1.0	-1	0	64	100%
Dec 10	at Pit	L	1/1	35	20	57.1	269	7.7	2	1	40	1/8	88.9	0	0	---	---	0	64	100%
Dec 17	at Cle	W	1/1	42	26	61.9	288	6.9	1	0	33t	1/9	90.2	4	3	0.8	3	1	76	100%
Dec 23	Ind	W	1/1	38	29	76.3	237	6.2	2	0	23	1/17	109.2	4	-2	-0.5	1	0	73	100%
Dec 31	Cin	L	1/1	47	25	53.2	203	4.3	2	1	16	1/9	69.7	0	0	---	---	0	76	100%
Totals			16/16	549	352	64.1	3,141	5.7	18	13	66	27/205	80.4	25	54	2.2	25	1	1,026	95%

2010 SEASON - RAVENS

- ▶ Joined **Bernie Kosar** and **Dan Marino** as the only QBs in NFL history to lead their team to the playoffs in their first three seasons after guiding the Ravens to a 12-4 record
- ▶ Produced a career-best 93.6 passer rating while posting a 62.6% completion percentage for 3,622 yards, 25 TDs and 10 INTs ... Started both playoff games and completed 41-of-64 (64.1%) attempts for 390 yards, 3 TDs, 1 INT and a 90.0 passer rating
- ▶ Threw for 265 yards, 2 TDs, 0 INTs and a 115.4 rating on 25-of-34 (73.5%) passing in the Wild Card victory at KC (1/9/11)
- ▶ Surpassed **Vinny Testaverde** for the most passing TDs by a Ravens QB vs. TB (11/28/10) ... Became the franchise's all-time leading passer in his 38th career game at Atl. (11/11/10)

2009 SEASON - RAVENS

- ▶ Completed 315-of-499 passes (63.1%) for 3,613 yards, 21 TDs, 12 INTs and an 88.9 rating ... Guided Baltimore to an AFC Wild Card berth, making him the fourth starting QB since the 1970 merger to reach the playoffs in his first two NFL seasons
- ▶ Led the Ravens to an AFC Wild Card victory at NE (1/10/10)
- ▶ Threw for a season-high 4 TDs and 135.6 rating while completing 21-of-29 (72.4%) attempts for 234 yards vs. Chi. (12/20/09)

2008 SEASON - RAVENS

- ▶ Finished his rookie season completing 257-of-428 (60.0%) pass attempts for 2,971 yards, 14 TDs, 12 INTs and an 80.3 rating, in addition to rushing 52 times for 180 yards (3.5 avg.) and 2 TDs ... Threw for 437 yards, 1 TD and 3 INTs on 33-of-75 passes while adding 1 rushing TD in three postseason starts
- ▶ Led the Ravens to an AFC Championship Game (1/18/09 at Pittsburgh) for the first time since 2000, winning both starts on the road at Miami (1/4/09) and at Tennessee (1/10/09) ... Became the first QB in NFL history to win two playoff contests

- ▶ Chosen as the **AFC Rookie of the Week** after completing 73.9% (17-of-23) of his attempts for 297 yards and a 115.8 passer rating in the final game of the regular season vs. Jax. (12/28/08)
- ▶ Selected as the **AFC Offensive Player of the Week** for the first time in his career after completing 17-of-29 attempts for 248 yards, 2 TDs, 0 INTs and a 109.6 passer rating at Cle. (11/2/08)

COLLEGE HIGHLIGHTS

- ▶ Started all 26 games played at Delaware after transferring from Pittsburgh, throwing for 7,046 yards with 50 TDs (41 passing, 9 rushing) and 15 INTs ... Set 20 school records, including career marks for completions (595), 300+ yard passing games (11), passing yards per game (271.0) and completion percentage (63.4%)
- ▶ Chosen as the Colonial Athletic Association co-Offensive Player of the Year in 2007 after throwing for 4,263 yards, 23 TDs and 5 INTs on 331-of-521 (63.5%) passing ... Led the Blue Hens to an 11-4 record and NCAA Division I FCS National Championship game appearance during his final collegiate season
- ▶ Played three games in two seasons at Pittsburgh

BIRDSEED

- ▶ Named the All-Colonial Conference Athlete of the Year and first-team All-South Jersey as a senior at Audubon (NJ) High School ... Finished his career with 5,137 passing yards, which ranked 4th in South Jersey history ... Also played basketball and baseball

TRANSACTIONS

- ▶ **3/23/21** - Agreed to terms with PHI on 1-year contract ... **9/5/20** - Activated from Active/PUP ... **7/30/20** - Placed on Active/PUP ... **5/27/20** - Signed by NYJ ... **3/19/20** - Released by DEN ... **11/1/19** - Placed on Reserve/Injured ... **3/13/19** - Acquired by DEN from BAL in exchange for 2019 4th-round draft choice ... **3/2/16** - Signed by BAL to contract extension ... **11/24/15** - Placed on Reserve/Injured ... **3/4/13** - Re-signed by BAL ... **2008** - Drafted by BAL in 1st round (18th overall)

2016 GAME-BY-GAME STATISTICS (BALTIMORE)

				PASSING									RUSHING					SNAPS		
Date	Opp		GP/S	Att	Cmp	Pct	Yds	Y/A	TD	Int	Lg	Sk/Yds	Rate	Att	Yds	Avg	Lg	TD	No	Pct
Sep 11	Buf	W	1/1	33	22	66.7	258	7.8	1	0	66t	4/33	100.3	4	-3	-0.8	0	0	68	100%
Sep 18	at Cle	W	1/1	45	25	55.6	302	6.7	2	2	31	0/0	72.6	1	1	1.0	1	0	75	100%
Sep 25	at Jax	W	1/1	40	29	72.5	214	5.4	0	2	23	2/15	64.0	3	12	4.0	7t	1	67	100%
Oct 2	Oak	L	1/1	52	32	61.5	298	5.7	1	0	52t	2/16	83.7	1	1	1.0	1t	1	89	100%
Oct 9	Was	L	1/1	46	30	65.2	210	4.6	1	0	15	3/22	82.7	1	6	6.0	6	0	71	100%
Oct 16	at NYG	L	1/1	48	26	54.2	307	6.4	0	0	70	2/14	73.9	1	0	0.0	0	0	83	100%
Oct 23	at NYJ	L	1/1	44	25	56.8	248	5.6	0	2	53	2/14	54.0	1	1	1.0	1	0	58	100%
Nov 6	Pit	W	1/1	30	18	60.0	241	8.0	1	1	95t	3/26	82.8	3	12	4.0	14	0	67	96%
Nov 10	Cle	W	1/1	41	30	73.2	296	7.2	3	2	27t	2/19	97.2	1	3	3.0	3	0	77	94%
Nov 20	at Dal	L	1/1	35	23	65.7	269	7.7	1	0	27	1/2	98.4	1	6	6.0	6	0	55	100%
Nov 27	Cin	W	1/1	36	25	69.4	234	6.5	1	1	31	2/15	84.7	2	19	9.5	16	0	68	100%
Dec 4	Mia	W	1/1	47	36	76.6	381	8.1	4	1	53t	0/0	119.2	0	0	---	---	0	59	82%
Dec 12	at NE	L	1/1	52	37	71.2	324	6.2	2	1	47	2/18	92.1	1	1	1.0	1	0	70	100%
Dec 18	Phi	W	1/1	30	16	53.3	206	6.9	2	1	54	3/17	83.5	1	-1	-1.0	-1	0	58	100%
Dec 25	at Pit	L	1/1	44	30	68.2	262	6.0	1	1	44	2/16	81.8	0	0	---	---	0	75	100%
Jan 1	at Cin	L	1/1	49	32	65.3	267	5.4	0	1	39	3/16	70.7	0	0	---	---	0	71	97%
Totals			16/16	672	436	64.9	4,317	6.4	20	15	95t	33/243	83.5	21	58	2.8	16	2	1,111	98%

2015 GAME-BY-GAME STATISTICS (BALTIMORE)

				PASSING									RUSHING					SNAPS		
Date	Opp		GP/S	Att	Cmp	Pct	Yds	Y/A	TD	Int	Lg	Sk/Yds	Rate	Att	Yds	Avg	Lg	TD	No	Pct
Sep 13	at Den	L	1/1	32	18	56.3	117	3.7	0	2	22	2/17	38.2	0	0	---	---	0	58	100%
Sep 20	at Oak	L	1/1	45	32	71.1	384	8.5	2	1	38	0/0	102.5	2	2	1.0	2	0	82	100%
Sep 27	Cin	L	1/1	49	32	65.3	362	7.4	2	1	50t	0/0	92.4	0	0	---	---	0	74	100%
Oct 1	at Pit	W	1/1	33	20	60.6	189	5.7	1	1	20	5/21	73.9	3	0	0.0	0	0	79	100%
Oct 11	Cle	L	1/1	35	19	54.3	210	6.0	1	0	48	1/14	81.8	2	2	1.0	1t	1	70	100%
Oct 18	at SF	L	1/1	53	33	62.3	343	6.5	2	2	34t	0/0	77.8	0	0	---	---	0	76	100%
Oct 26	at Ari	L	1/1	40	26	65.0	252	6.3	1	1	31	3/31	80.4	0	0	---	---	0	64	100%
Nov 1	SD	W	1/1	37	25	67.6	319	8.6	1	0	46	3/26	103.3	4	2	0.5	2t	1	68	100%
Nov 15	Jax	L	1/1	45	34	75.6	316	7.0	3	2	29	1/8	98.0	2	17	8.5	16	0	68	100%
Nov 22	StL	W	1/1	44	27	61.4	299	6.8	1	2	46	1/7	70.2	0	0	---	---	0	77	100%
Nov 30	at Cle	W	0/0	RESERVE/INJURED																
Dec 6	at Mia	L	0/0	RESERVE/INJURED																
Dec 13	Sea	L	0/0	RESERVE/INJURED																
Dec 20	KC	L	0/0	RESERVE/INJURED																
Dec 27	Pit	W	0/0	RESERVE/INJURED																
Jan 3	at Cin	L	0/0	RESERVE/INJURED																
Totals			10/10	413	266	64.4	2,791	6.8	14	12	50t	16/124	83.1	13	23	1.8	16	3	716	63%

2014 GAME-BY-GAME STATISTICS (BALTIMORE)

Date	Opp			GP/S	PASSING								RUSHING					SNAPS		
					Att	Cmp	Pct	Yds	Y/A	TD	Int	Lg	Sk/Yds	Rate	Att	Yds	Avg	Lg	TD	No
Sep 7	Cin	L	1/1	62	35	56.5	345	5.6	1	1	80t	3/16	71.0	3	7	2.3	3	0	88	100%
Sep 11	Pit	W	1/1	29	21	72.4	166	5.7	2	0	24	0/0	109.3	5	3	0.6	3	0	68	100%
Sep 21	at Cle	W	1/1	31	19	61.3	217	7.0	1	1	33	0/0	79.6	4	6	1.5	7	0	66	100%
Sep 28	Car	W	1/1	31	22	71.0	327	10.5	3	0	61t	0/0	137.4	1	3	3.0	3	0	63	100%
Oct 5	at Ind	L	1/1	38	22	57.9	235	6.2	0	1	30	4/38	65.1	0	0	---	--	0	60	100%
Oct 12	at TB	W	1/1	28	21	75.0	306	10.9	5	0	56t	0/0	149.7	0	0	---	--	0	61	91%
Oct 19	Atl	W	1/1	25	16	64.0	258	10.3	2	2	49	1/10	91.8	1	4	4.0	4	0	67	100%
Oct 26	at Cin	L	1/1	34	17	50.0	195	5.7	0	2	29	1/8	43.1	2	12	6.0	13	0	65	100%
Nov 2	at Pit	L	1/1	45	30	66.7	303	6.7	2	1	35t	4/34	91.3	1	2	2.0	2	0	71	100%
Nov 9	Ten	W	1/1	27	16	59.3	169	6.3	1	0	32t	1/8	89.9	3	-2	-0.7	0	0	62	100%
Nov 24	at NO	W	1/1	24	18	75.0	243	10.1	1	0	40	1/9	120.7	2	2	1.0	3	0	59	100%
Nov 30	SD	L	1/1	31	19	61.3	225	7.3	2	0	31	0/0	104.9	2	3	1.5	2	1	71	100%
Dec 7	at Mia	W	1/1	33	25	75.8	269	8.2	2	1	29	1/5	106.8	7	16	2.3	15	1	65	100%
Dec 14	Jax	W	1/1	30	20	66.7	221	7.4	1	0	29	0/0	99.4	4	8	2.0	10	0	62	100%
Dec 21	at Hou	L	1/1	50	21	42.0	195	3.9	2	3	20t	2/17	41.7	1	5	5.0	5	0	73	100%
Dec 28	Cle	W	1/1	36	22	61.1	312	8.7	2	0	53	1/22	107.6	3	1	0.3	3	0	67	100%
Totals			16/16	554	344	62.1	3,986	7.2	27	12	80t	19/167	91.0	39	70	1.8	15	2	1,068	99%

PLAYOFFS

Jan 3	at Pit	W	1/1	29	18	62.1	259	8.9	2	0	40	1/13	114.0	8	8	1.0	9	0	57	100%
Jan 10	at NE	L	1/1	45	28	62.2	292	6.5	4	2	35	0/0	92.1	0	0	---	--	0	77	100%
Totals			2/2	74	46	62.2	551	7.4	6	2	40	1/13	100.7	8	8	1.0	9	0	134	100%

2013 GAME-BY-GAME STATISTICS (BALTIMORE)

Date	Opp			GP/S	PASSING								RUSHING					SNAPS		
					Att	Cmp	Pct	Yds	Y/A	TD	Int	Lg	Sk/Yds	Rate	Att	Yds	Avg	Lg	TD	No
Sep 5	at Den	L	1/1	62	34	54.8	362	5.8	2	2	34	4/27	69.4	0	0	---	--	0	89	100%
Sep 15	Cle	W	1/1	33	22	66.7	211	6.4	1	0	27	2/14	94.4	4	6	1.5	9	0	72	100%
Sep 22	Hou	W	1/1	24	16	66.7	171	7.1	0	0	48	2/10	87.3	0	0	---	--	0	63	100%
Sep 29	at Buf	L	1/1	50	25	50.0	347	6.9	2	5	74	4/26	46.4	0	0	---	--	0	65	100%
Oct 6	at Mia	W	1/1	32	19	59.4	269	8.4	0	1	43	2/18	73.6	2	13	6.5	14	0	77	100%
Oct 13	GB	L	1/1	34	20	58.8	342	10.1	2	0	63	5/29	112.6	1	6	6.0	6	0	66	100%
Oct 20	at Pit	L	1/1	34	24	70.6	215	6.3	1	0	41	1/10	97.1	2	14	7.0	12	0	62	100%
Nov 3	at Cle	L	1/1	41	24	58.5	250	6.1	2	1	46	5/27	82.4	3	25	8.3	15	0	71	100%
Nov 10	Cin	W	1/1	36	20	55.6	140	3.9	2	2	18	5/36	60.0	1	4	4.0	4	0	74	100%
Nov 17	at Chi	L	1/1	31	17	54.8	162	5.2	1	2	17	3/19	53.4	4	20	5.0	11	0	78	100%
Nov 24	NYJ	W	1/1	26	17	65.4	273	10.5	1	1	66t	4/28	97.1	0	0	---	--	0	64	100%
Nov 28	Pit	W	1/1	35	24	68.6	251	7.2	1	0	54	2/14	98.6	4	7	1.8	9	0	63	100%
Dec 8	Min	W	1/1	50	28	56.0	245	4.9	3	3	35	2/17	64.2	1	22	22.0	22	0	85	100%
Dec 16	at Det	W	1/1	38	20	52.6	222	5.8	0	0	27	1/7	70.3	2	13	6.5	7	0	62	100%
Dec 22	NE	L	1/1	38	22	57.9	260	6.8	0	2	42	4/25	56.9	2	0	0.0	1t	1	68	90%
Dec 29	at Cin	L	1/1	50	30	60.0	192	3.8	1	3	14	2/17	49.8	1	1	1.0	1	0	69	100%
Totals			16/16	614	362	59.0	3,912	6.4	19	22	74	48/324	73.1	27	131	4.9	22	1	1,128	99%

2012 GAME-BY-GAME STATISTICS (BALTIMORE)

Date	Opp	GP/S	PASSING										RUSHING					SNAPS		
			Att	Cmp	Pct	Yds	Y/A	TD	Int	Lg	Sk/Yds	Rate	Att	Yds	Avg	Lg	TD	No	Pct	
Sep 10	Cin	W	1/1	29	21	72.4	299	10.3	2	0	52	3/21	128.4	2	-1	-0.5	0	0	52	85%
Sep 16	at Phi	L	1/1	42	22	52.4	232	5.5	1	1	40	2/18	66.8	0	0	---	--	0	69	100%
Sep 23	NE	W	1/1	39	28	71.8	382	9.8	3	1	41	0/0	117.7	2	3	1.5	5	0	72	100%
Sep 27	Cle	W	1/1	46	28	60.9	356	7.7	1	1	39	4/19	83.2	2	4	2.0	3	1	82	100%
Oct 7	at KC	W	1/1	27	13	48.1	187	6.9	0	1	43	4/22	55.6	3	14	4.7	16	0	56	100%
Oct 14	Dal	W	1/1	26	17	65.4	234	9.0	1	0	43	1/4	106.9	2	2	1.0	3	0	51	100%
Oct 21	at Hou	L	1/1	43	21	48.8	147	3.4	1	2	15t	4/26	45.4	2	7	3.5	5	0	61	100%
Nov 4	at Cle	W	1/1	24	15	62.5	153	6.4	1	0	27	1/8	94.6	2	1	0.5	2	0	66	100%
Nov 11	Oak	W	1/1	33	21	63.6	341	10.3	3	1	47t	0/0	115.8	1	1	1.0	1t	1	58	91%
Nov 18	at Pit	W	1/1	32	20	62.5	164	5.1	0	0	31	2/11	75.5	1	-1	-1.0	-1	0	60	100%
Nov 25	at SD	W	1/1	51	30	58.8	355	7.0	1	0	54	5/39	86.6	4	-4	-1.0	0	0	93	100%
Dec 2	Pit	L	1/1	34	16	47.1	188	5.5	1	1	31	3/11	61.9	1	-1	-1.0	-1	0	61	100%
Dec 9	at Was	L	1/1	21	16	76.2	182	8.7	3	1	31t	2/9	121.4	5	9	1.8	5	0	60	100%
Dec 16	Den	L	1/1	40	20	50.0	254	6.4	2	1	61t	3/32	76.5	2	-2	-1.0	-1	0	65	100%
Dec 23	NYG	W	1/1	36	25	69.4	309	8.6	2	0	43	0/0	114.2	3	-10	-3.3	1t	1	80	94%
Dec 30	at Cin	L	1/1	8	4	50.0	34	4.3	0	0	24	1/7	61.5	0	0	---	--	0	16	19%
Totals			16/16	531	317	59.7	3,817	7.2	22	10	61t	35/227	87.7	32	22	0.7	16	3	1,002	92%

PLAYOFFS

Jan 6	Ind	W	1/1	23	12	52.2	282	12.3	2	0	50	1/13	125.6	3	-3	-1.0	-1	0	58	100%
Jan 12	at Den	W	1/1	34	18	52.9	331	9.7	3	0	70t	1/7	116.2	2	7	3.5	7	0	80	100%
Jan 20	at NE	W	1/1	36	21	58.3	240	6.7	3	0	26	2/5	106.2	3	12	4.0	14	0	73	100%
Feb 3	at SF	W	1/1	33	22	66.7	287	8.7	3	0	56t	2/13	124.2	0	0	---	--	0	71	100%
Totals			4/4	126	73	57.9	1,140	9.0	11	0	70t	6/38	117.2	8	16	2.0	14	0	282	100%



2011 GAME-BY-GAME STATISTICS (BALTIMORE)

				PASSING									RUSHING					SNAPS		
Date	Opp		GP/S	Att	Cmp	Pct	Yds	Y/A	TD	Int	Lg	Sk/Yds	Rate	Att	Yds	Avg	Lg	TD	No	Pct
Sep 11	Pit	W	1/1	29	17	58.6	224	7.7	3	0	29	1/9	117.6	0	0	---	--	0	N/A	N/A
Sep 18	at Ten	L	1/1	32	15	46.9	197	6.2	1	2	32	3/13	51.2	0	0	---	--	0	N/A	N/A
Sep 25	at StL	W	1/1	48	27	56.3	389	8.1	3	0	74t	2/4	103.6	8	27	3.4	9	0	N/A	N/A
Oct 2	NYJ	W	1/1	31	10	32.3	163	5.3	0	1	52	2/8	37.4	3	-3	-1.0	-1	0	N/A	N/A
Oct 16	Hou	W	1/1	33	20	60.6	305	9.2	0	1	56	2/16	78.5	3	-1	-0.3	1t	1	N/A	N/A
Oct 24	at Jax	L	1/1	38	21	55.3	137	3.6	1	1	20	3/25	61.0	0	0	---	--	0	N/A	N/A
Oct 30	Ari	W	1/1	51	31	60.8	336	6.6	0	1	37	3/38	72.0	4	15	3.8	10	0	N/A	N/A
Nov 6	at Pit	W	1/1	47	28	59.6	300	6.4	1	0	29	3/11	85.4	0	0	---	--	0	N/A	N/A
Nov 13	at Sea	L	1/1	52	29	55.8	255	4.9	1	1	19	1/8	67.4	2	8	4.0	6	0	N/A	N/A
Nov 20	Cin	W	1/1	27	17	63.0	270	10.0	2	1	49	1/2	105.5	3	-2	-0.7	0	0	N/A	N/A
Nov 24	SF	W	1/1	23	15	65.2	161	7.0	1	0	22	0/0	100.1	6	2	0.3	6	0	N/A	N/A
Dec 4	at Cle	W	1/1	23	10	43.5	158	6.9	0	0	32	1/0	66.9	4	-1	-0.3	2	0	N/A	N/A
Dec 11	Ind	W	1/1	31	23	74.2	227	7.3	2	1	26	2/15	102.5	0	0	---	--	0	N/A	N/A
Dec 18	at SD	L	1/1	34	23	67.6	226	6.6	2	2	36t	5/40	81.3	1	12	12.0	12	0	N/A	N/A
Dec 24	Cle	W	1/1	24	11	45.8	132	5.5	2	1	42t	1/10	73.6	4	30	7.5	33	0	N/A	N/A
Jan 1	at Cin	W	1/1	19	15	78.9	130	6.8	1	0	39	1/4	112.7	1	1	1.0	1	0	N/A	N/A
Totals			16/16	542	312	57.6	3,610	6.7	20	12	74t	31/203	80.9	39	88	2.3	33	1	N/A	N/A

PLAYOFFS

Jan 15	Hou	W	1/1	27	14	51.9	176	6.5	2	0	30	5/36	97.1	2	-1	-0.5	0	0	N/A	N/A
Jan 22	at NE	L	1/1	36	22	61.1	306	8.5	2	1	42	3/24	95.4	4	27	6.8	14	0	N/A	N/A
Totals			2/2	63	36	57.1	482	7.7	4	1	42	8/60	96.1	6	26	4.3	14	0	N/A	N/A

2010 GAME-BY-GAME STATISTICS (BALTIMORE)

				PASSING									RUSHING					SNAPS		
Date	Opp		GP/S	Att	Cmp	Pct	Yds	Y/A	TD	Int	Lg	Sk/Yds	Rate	Att	Yds	Avg	Lg	TD	No	Pct
Sep 13	at NYJ	W	1/1	38	20	52.6	248	6.5	0	1	38	2/15	62.2	4	2	0.5	1	0	N/A	N/A
Sep 19	at Cin	L	1/1	39	17	43.6	154	3.9	1	4	31t	1/4	23.8	3	9	3.0	8	0	N/A	N/A
Sep 26	Cle	W	1/1	31	22	71.0	262	8.5	3	0	34	0/0	128.7	4	-4	-1.0	-1	0	N/A	N/A
Oct 3	at Pit	W	1/1	37	24	64.9	256	6.9	1	1	40	1/6	82.7	2	1	0.5	2	0	N/A	N/A
Oct 10	Den	W	1/1	25	14	56.0	196	7.8	0	0	58	1/14	81.4	5	20	4.0	9	1	N/A	N/A
Oct 17	at NE	L	1/1	35	27	77.1	285	8.1	2	0	25t	3/7	119.3	2	5	2.5	5	0	N/A	N/A
Oct 24	Buf	W	1/1	31	16	51.6	250	8.1	3	0	36	2/21	111.0	2	-1	-0.5	0	0	N/A	N/A
Nov 7	Mia	W	1/1	27	20	74.1	266	9.9	2	0	34	4/23	129.6	4	7	1.8	7	0	N/A	N/A
Nov 11	at Atl	L	1/1	34	22	64.7	215	6.3	3	1	24	2/11	99.5	3	13	4.3	13	0	N/A	N/A
Nov 21	at Car	W	1/1	33	24	72.7	301	9.1	1	0	56t	3/23	110.8	1	0	0.0	0	0	N/A	N/A
Nov 28	TB	W	1/1	35	25	71.4	289	8.3	2	1	65t	4/32	103.2	3	-2	-0.7	0	0	N/A	N/A
Dec 5	Pit	L	1/1	33	17	51.5	266	8.1	1	0	67	4/40	88.7	3	15	5.0	14	0	N/A	N/A
Dec 13	at Hou	W	1/1	33	22	66.7	235	7.1	2	0	26t	5/45	107.5	0	0	---	--	0	N/A	N/A
Dec 19	NO	W	1/1	20	10	50.0	172	8.6	2	0	42	3/24	112.9	1	2	2.0	2	0	N/A	N/A
Dec 26	at Cle	W	1/1	19	12	63.2	102	5.4	2	1	22t	1/5	90.2	3	16	5.3	13	0	N/A	N/A
Jan 2	Cin	W	1/1	19	14	73.7	125	6.6	0	1	37	4/24	69.0	3	1	0.3	3	0	N/A	N/A
Totals			16/16	489	306	62.6	3,622	7.4	25	10	67	40/294	93.6	43	84	2.0	14	1	N/A	N/A

PLAYOFFS

Jan 9	at KC	W	1/1	34	25	73.5	265	7.8	2	0	28	4/17	115.4	7	26	3.7	13	0	N/A	N/A
Jan 15	at Pit	L	1/1	30	16	53.3	125	4.2	1	1	21	5/34	61.1	2	-1	-0.5	0	0	N/A	N/A
Totals			2/2	64	41	64.1	390	6.1	3	1	28	9/51	90.0	9	25	2.8	13	0	N/A	N/A

2009 GAME-BY-GAME STATISTICS (BALTIMORE)

				PASSING									RUSHING					SNAPS		
Date	Opp		GP/S	Att	Cmp	Pct	Yds	Y/A	TD	Int	Lg	Sk/Yds	Rate	Att	Yds	Avg	Lg	TD	No	Pct
Sep 13	KC	W	1/1	43	26	60.5	307	7.1	3	1	31t	1/4	95.8	5	18	3.6	6	0	N/A	N/A
Sep 20	at SD	W	1/1	26	17	65.4	190	7.3	2	1	27t	1/9	96.6	5	3	0.6	3	0	N/A	N/A
Sep 27	Cle	W	1/1	35	25	71.4	342	9.8	1	0	72t	1/9	111.8	2	5	2.5	3	0	N/A	N/A
Oct 4	at NE	L	1/1	47	27	57.4	264	5.6	2	1	22	2/17	78.7	1	2	2.0	2	0	N/A	N/A
Oct 11	Cin	L	1/1	31	22	71.0	186	6.0	1	2	48t	2/11	70.1	1	9	9.0	9	0	N/A	N/A
Oct 18	at Min	L	1/1	43	28	65.1	385	9.0	2	0	63	3/18	109.2	0	0	---	--	0	N/A	N/A
Nov 1	Den	W	1/1	25	20	80.0	175	7.0	1	0	21	2/8	109.2	5	5	1.0	2	0	N/A	N/A
Nov 8	at Cin	L	1/1	32	18	56.3	195	6.1	0	2	35	4/35	48.3	2	3	1.5	2	0	N/A	N/A
Nov 16	at Cle	W	1/1	18	13	72.2	155	8.6	0	0	41	2/9	98.1	1	-6	-6.0	-6	0	N/A	N/A
Nov 22	Ind	L	1/1	35	23	65.7	256	7.3	0	1	45	0/0	75.4	2	-2	-1.0	0	0	N/A	N/A
Nov 29	Pit	W	1/1	35	23	65.7	289	8.3	1	0	54	5/28	100.8	1	-2	-2.0	-2	0	N/A	N/A
Dec 7	at GB	L	1/1	36	15	41.7	137	3.8	1	3	23	3/18	27.2	3	16	5.3	10	0	N/A	N/A
Dec 13	Det	W	1/1	20	13	65.0	230	11.5	1	0	62t	0/0	120.8	1	2	2.0	2	0	N/A	N/A
Dec 20	Chi	W	1/1	29	21	72.4	234	8.1	4	0	32t	2/22	135.6	2	5	2.5	3	0	N/A	N/A
Dec 27	at Pit	L	1/1	25	13	52.0	166	6.6	2	1	30t	4/18	83.1	0	0	---	--	0	N/A	N/A
Jan 3	at Oak	W	1/1	19	11	57.9	102	5.4	0	0	23	4/12	72.7	4	-2	-0.5	0	0	N/A	N/A
Totals			16/16	499	315	63.1	3,613	7.2	21	12	72t	36/218	88.9	35	56	1.6	10	0	N/A	N/A

PLAYOFFS

Jan 10	at NE	W	1/1	10	4	40.0	34	3.4	0	1	17	0/0	10.0	6	5	0.8	7	0	N/A	N/A
Jan 16	at Ind	L	1/1	35	20	57.1	189	5.4	0	2	27	1/6	48.4	1	2	2.0	2	0	N/A	N/A
Totals			2/2	45	24	53.3	223	5.0	0	3	27	1/6	39.4	7	7	1.0	7	0	N/A	N/A

2008 GAME-BY-GAME STATISTICS (BALTIMORE)

				PASSING									RUSHING					SNAPS		
Date	Opp		GP/S	Att	Cmp	Pct	Yds	Y/A	TD	Int	Lg	Sk/Yds	Rate	Att	Yds	Avg	Lg	TD	No	Pct
Sep 7	Cin	W	1/1	29	15	51.7	129	4.4	0	0	15	0/0	63.7	4	37	9.3	38t	1	N/A	N/A
Sep 21	Cle	W	1/1	19	13	68.4	129	6.8	0	2	19	1/7	47.8	6	-2	-0.3	2	0	N/A	N/A
Sep 29	at Pit	L	1/1	31	16	51.6	192	6.2	1	0	35	5/52	81.7	2	-1	-0.5	0	0	N/A	N/A
Oct 5	Ten	L	1/1	27	18	66.7	153	5.7	0	2	22	0/0	50.4	2	4	2.0	2	0	N/A	N/A
Oct 12	at Ind	L	1/1	38	28	73.7	241	6.3	0	3	54	4/32	57.0	3	12	4.0	11	0	N/A	N/A
Oct 19	at Mia	W	1/1	23	17	73.9	232	10.1	1	0	40	2/14	120.2	3	2	0.7	2	0	N/A	N/A
Oct 26	Oak	W	1/1	24	12	50.0	140	5.8	1	0	70t	0/0	81.9	4	23	5.8	13	1	N/A	N/A
Nov 2	at Cle	W	1/1	29	17	58.6	248	8.6	2	0	47t	2/12	109.6	4	2	0.5	2	0	N/A	N/A
Nov 9	at Hou	W	1/1	23	15	65.2	185	8.0	2	0	43t	3/28	118.9	1	8	8.0	8	0	N/A	N/A
Nov 16	at NYG	L	1/1	33	20	60.6	164	5.0	1	2	16	1/10	58.1	6	57	9.5	30	0	N/A	N/A
Nov 23	Phi	W	1/1	26	12	46.2	183	7.0	2	0	53t	3/45	95.5	5	3	0.6	5	0	N/A	N/A
Nov 30	at Cin	W	1/1	29	19	65.5	280	9.7	2	0	70t	2/8	119.9	3	15	5.0	11	0	N/A	N/A
Dec 7	Was	W	1/1	21	10	47.6	134	6.4	1	1	30	0/0	64.4	4	11	2.8	9	0	N/A	N/A
Dec 14	Pit	L	1/1	28	11	39.3	115	4.1	0	2	24	2/25	22.2	1	5	5.0	5	0	N/A	N/A
Dec 20	at Dal	W	1/1	25	17	68.0	149	6.0	1	0	23	5/26	96.9	4	4	1.0	14	0	N/A	N/A
Dec 28	Jax	W	1/1	23	17	73.9	297	12.9	0	0	48	2/17	115.8	0	0	---	--	0	N/A	N/A
Totals			16/16	428	257	60.0	2,971	6.9	14	12	70t	32/276	80.3	52	180	3.5	38t	2	N/A	N/A

PLAYOFFS

Jan 4	at Mia	W	1/1	23	9	39.1	135	5.9	0	0	31	0/0	59.1	5	8	1.6	5	1	N/A	N/A
Jan 10	at Ten	W	1/1	22	11	50.0	161	7.3	1	0	48t	0/0	89.4	5	5	1.0	3	0	N/A	N/A
Jan 18	at Pit	L	1/1	30	13	43.3	141	4.7	0	3	22	3/16	18.2	2	-8	-4.0	0	0	N/A	N/A
Totals			3/3	75	33	44.0	437	5.8	1	3	48t	3/16	50.8	12	5	0.4	5t	1	N/A	N/A



TRAVIS FULGHAM

WIDE RECEIVER | 13

(pronounced FULL-gum)



Height: 6-2 **Weight:** 215 **DOB:** Sept. 13, 1995 (Age 25)

NFL Experience: 3rd Year (2nd with Eagles) **Draft:** D6-19 (184th overall) by DET **Acquired:** W-GB-20

College: Old Dominion **Hometown (HS):** Ashburn, VA (Broad Run)

CAREER STATISTICS

			RECEIVING					OFF SNAPS	
Year	Team	GP/S	Rec	Yds	Avg	Lg	TD	No	Pct
2019	Detroit	3/0	0	0	---	--	0	63	6%
2020	Philadelphia	13/8	38	539	14.2	42t	4	552	49%
Totals		16/8	38	539	14.2	42t	4	---	---

ADDITIONAL STATISTICS

Fumble Recovies: 1 - 2020 (1)

CAREER HIGHS

Receptions	10	10/11/20 at Pit.
Receiving Yards	152	10/11/20 at Pit.
Receiving Long	42t	10/4/20 at SF
Receiving TDs	1	4x, last: 11/1/20 vs. Dal.



2020 SEASON - EAGLES

- ▶ Posted 38 receptions for a team-high 539 yards (14.2 avg.) and 4 TDs ... Ranked 1st among all NFL players with 435 receiving yards during his first five games with the Eagles (Weeks 4-8)
- ▶ Caught a TD pass in each of his first three games (Weeks 4-6) ... Became the first player to record TD catches in their first three games with the Eagles since **Terrell Owens** in 2004
- ▶ Totaled career highs in receptions (10) and receiving yards (152) and added 1 TD at Pit. (10/11/20) ... Became the first Eagle with 10+ catches, 150+ yards and 1 TD in a game since **Jeremy Maclin** (12 rec., 187 yards, 2 TDs) on 10/26/14 at Arizona
- ▶ Hauled in the game-winning score – a 42-yard TD pass from **Carson Wentz** – in the fourth quarter of his Eagles debut, a 25-20 victory at SF (10/4/20) on *Sunday Night Football*

2019 SEASON - LIONS

- ▶ Saw action in 63 offensive snaps and 26 special teams snaps over three games as a rookie

COLLEGE HIGHLIGHTS

- ▶ Had a successful career at Old Dominion, recording 122 receptions for 2,044 yards and 18 TDs ... Became the first offensive player in school history to be selected in the NFL Draft
- ▶ Earned second-team All-Conference USA recognition in 2018 ... Ranked 2nd in the league in receiving yards (1,083) and receiving TDs (9) while totaling 63 receptions ... Held the longest streak of games with a TD reception (9) in the FBS that year
- ▶ Played in 12 games (seven starts) in 2017, posting 30 catches for 394 yards and 1 TD ... Started all 13 games in 2016 and had 29 receptions for 478 yards and 8 TDs ... Began his career as a walk-on that earned a scholarship in 2014

BIRDSEED

- ▶ Lived in multiple countries growing up ... Parents worked for the U.S. AID (United States Agency for International Development)

TRANSACTIONS

- ▶ **10/3/20** - Signed by PHI to active roster from practice squad ... **9/6/20** - Signed by PHI to practice squad ... **9/3/20** - Waived by PHI ... **8/20/20** - Claimed off waivers by PHI ... **8/19/20** - Waived by GB ... **8/10/20** - Claimed off waivers by GB ... **8/9/20** - Waived by DET ... **12/12/19** - Signed by DET to active roster from practice squad ... **9/28/19** - Signed by DET to practice squad ... **9/26/19** - Waived by DET ... **2019** - Drafted by DET in 6th round (184th overall)

2020 GAME-BY-GAME STATISTICS (PHI)												
Date	Opp			GP/S	RECEIVING					SNAPS		
					Rec	Yds	Avg	Lg	TD	No	Pct	
Sep 13	at Was	L	---	EAGLES PRACTICE SQUAD								
Sep 20	LAR	L	---	EAGLES PRACTICE SQUAD								
Sep 27	Cin	T	---	EAGLES PRACTICE SQUAD								
Oct 4	at SF	W	1/1	2	57	28.5	42t	1	37	60%		
Oct 11	at Pit	L	1/1	10	152	15.2	31	1	46	78%		
Oct 18	Bal	L	1/1	6	75	12.5	19	1	58	81%		
Oct 22	NYG	W	1/1	5	73	14.6	40	0	78	96%		
Nov 1	Dal	W	1/1	6	78	13.0	32	1	59	94%		
Nov 15	at NYG	L	1/1	1	8	8.0	8	0	59	88%		
Nov 22	at Cle	L	1/1	1	8	8.0	8	0	65	96%		
Nov 30	Sea	L	1/0	2	16	8.0	11	0	37	52%		
Dec 6	at GB	L	1/0	0	0	---	--	0	25	40%		
Dec 13	NO	W	1/0	0	0	---	--	0	11	16%		
Dec 20	at Ari	L	1/0	2	30	15.0	18	0	26	31%		
Dec 27	at Dal	L	1/0	2	27	13.5	19	0	22	30%		
Jan 3	Was	L	1/1	1	15	15.0	15	0	29	43%		
Totals			13/8	38	539	14.2	42t	4	552	49%		

2019 GAME-BY-GAME STATISTICS (DET)												
Date	Opp			GP/S	RECEIVING					SNAPS		
					Rec	Yds	Avg	Lg	TD	No	Pct	
Sep 8	at Ari	T	0/0	INACTIVE								
Sep 15	LAC	W	0/0	INACTIVE								
Sep 22	at Phi	W	0/0	INACTIVE								
Sep 29	KC	L	---	LIONS PRACTICE SQUAD								
Oct 14	at GB	L	---	LIONS PRACTICE SQUAD								
Oct 20	Min	L	---	LIONS PRACTICE SQUAD								
Oct 27	NYG	W	---	LIONS PRACTICE SQUAD								
Nov 3	at Oak	L	---	LIONS PRACTICE SQUAD								
Nov 10	at Chi	L	---	LIONS PRACTICE SQUAD								
Nov 17	Dal	L	---	LIONS PRACTICE SQUAD								
Nov 24	at Was	L	---	LIONS PRACTICE SQUAD								
Nov 28	Chi	L	---	LIONS PRACTICE SQUAD								
Dec 8	at Min	L	---	LIONS PRACTICE SQUAD								
Dec 15	TB	L	1/0	0	0	---	--	0	4	6%		
Dec 22	at Den	L	1/0	0	0	---	--	0	17	34%		
Dec 29	GB	L	1/0	0	0	---	--	0	42	70%		
Totals			3/0	0	0	---	--	0	63	6%		



KENNETH GAINWELL

RUNNING BACK | 14



Height: 5-9 **Weight:** 200 **DOB:** March 14, 1999 (Age 22)
NFL Experience: Rookie (1st with Eagles) **Draft:** D5-21 (150th overall) by PHI
College: Memphis **Hometown (HS):** Yazoo City, MS (Yazoo County)

COLLEGE STATISTICS

			RUSHING					RECEIVING					OFF SNAPS		
Year	College	GP	Att	Yds	Avg	Lg	TD	Rec	Yds	Avg	Lg	TD	TYS	No	Pct
2018	Memphis	4	4	91	22.8	72	1	6	52	8.7	14	0	143	---	---
2019	Memphis	14	231	1,459	6.3	75	13	51	610	12.0	68	3	2,069	---	---
2020	Memphis	COVID-19 OPT-OUT													
Totals		18	235	1,550	6.6	75	14	57	662	11.6	68	3	2,212	---	---



COLLEGE HIGHLIGHTS

- ▶ Played in 18 career games (14 starts) at Memphis, totaling 2,212 all-purpose yards (1,550 rushing; 662 receiving) and 17 TDs ... Opted out of the 2020 season due to the COVID-19 pandemic
- ▶ As a redshirt freshman in 2019, helped lead the Tigers to an AAC Championship behind an FBS-leading 2,069 all-purpose yards and 1,459 rushing yards (12th nationally) ... Became just the third player in program history to register more than 2,000 all-purpose yards in a season, joining **DeAngelo Williams** from 2003-05 and **Darrell Henderson** in 2018 ... Earned FWAA Freshman of the Year, first-team FWAA Freshman All-America and *Sporting News* All-America honors ... Additionally named the AAC Rookie of the Year and was a unanimous first-team selection

BIRDSEED

- ▶ Cousins with Eagles DT **Fletcher Cox**
- ▶ Grew up a fan of the Eagles, even before Cox was drafted ... He followed the careers of **Donovan McNabb** and **Michael Vick**
- ▶ Prepped at Yazoo County (MS) High School, leading his team to four consecutive state playoff berths ... Logged 8,412 total yards, 108 TDs and 24 games with 100+ rushing yards in his career
- ▶ Is the son of Curtis and Monica Gainwell ... His younger brother, Kory, was a teammate of his at Memphis in 2020
- ▶ Majored in criminal justice at Memphis

TRANSACTIONS

- ▶ **2021** - Drafted by PHI in 5th round (150th overall)



DALLAS GOEDERT

TIGHT END | 88

(pronounced GOD-ert)



Height: 6-5 Weight: 256 DOB: Jan. 3, 1995 (Age 26)

NFL Experience: 4th Year (4th with Eagles) Draft: D2-18 (49th overall) by PHI

College: South Dakota State Hometown (HS): Britton, SD (Britton-Hecla)

CAREER STATISTICS

Year	Team	GP/S	RECEIVING					OFF SNAPS	
			Rec	Yds	Avg	Lg	TD	No	Pct
2018	Philadelphia	16/8	33	334	10.1	32t	4	525	48%
2019	Philadelphia	15/9	58	607	10.5	28t	5	781	66%
2020	Philadelphia	11/9	46	524	11.4	41	3	602	53%
Totals		42/26	137	1,465	10.7	41	12	---	---

PLAYOFFS

Year	Team	GP/S	Rec	Yds	Avg	Lg	TD	No	Pct
2018	Philadelphia	2/0	2	20	10.0	10t	1	50	42%
2019	Philadelphia	1/1	7	73	10.4	17	0	67	97%
Totals		3/1	9	93	10.3	17	1	---	---

ADDITIONAL STATISTICS

Fumbles/Lost: 2/2 - 2019 (2/2) Fumble Recoveries: 1 - 2018 (1)

Kickoff Returns: 1-16 - 2019 (1-16) Special Teams Tackles: 5 - 2019 (2), 2018 (3)

Postseason Special Teams Tackles: 1 - 2018 (1)

CAREER HIGHS

Receptions	9	12/22/19 vs. Dal.
Receiving Yards	101	9/13/20 at Was.
Receiving Long	41	12/6/20 at GB
Receiving TDs	1	13x, last: 11/30/20 vs. Sea.

First job: Owned a lawn care company ... **Surprisingly good at:** Unicycling ... **Players he models his game after:** Zach Ertz and Travis Kelce ... **Favorite athletes growing up:** Brett Favre and Aaron Rodgers ... **Favorite TV show:** *The Office* ... **Favorite music:** Country, Sam Hunt



NOTES TO KNOW

- ▶ Since his debut season in 2018, ranks in the Top 10 among NFL TEs in receptions (137, 10th), receiving yards (1,465, 10th), receiving TDs (12, T-8th) and yards after the catch (698, 9th)

2020 SEASON - EAGLES

- ▶ Totaled 46 receptions for 524 yards (11.4 avg.) and 3 TDs ... His career-high 47.6 receiving yards per game ranked 5th among NFL TEs, trailing only **Travis Kelce** (94.4), **George Kittle** (79.3), **Darren Waller** (74.8) and **Mark Andrews** (50.1)
- ▶ Became the first Eagles TE to post 75+ receiving yards and 1 TD in back-to-back games (77 yards on 11/22/20 at Cleveland; 75 yards on 11/30/20 vs. Seattle) since **Keith Jackson** in 1999
- ▶ Led Philadelphia's offense with team-high 8 receptions for a career-best 101 yards and 1 TD at Was. (9/13/20) ... His 34-yard TD was the longest receiving TD of his career

2019 SEASON - EAGLES

- ▶ Posted Top 10 finishes among NFL TEs in receptions (58, 9th), receiving yards (607, 10th) and receiving TDs (5, T-7th) ... Also ranked 6th among TEs with 331 yards after the catch
- ▶ Led the Eagles' passing attack with postseason career highs in receptions (7) and receiving yards (73) vs. Sea. (1/5/20) in the Wild Card round ... Became just the fourth TE in team history to record 7+ catches and 70+ yards in a playoff game, joining **Brent Celek** (10 rec., 83 yards on 1/18/09 at Arizona), **Zach Ertz** (8 rec., 93 yards on 1/21/18 vs. Minnesota) as well as **Keith Jackson** (7 rec., 142 yards on 12/31/88 at Chicago)
- ▶ Registered a career-high 9 receptions for 91 yards, including a 6-yard TD, in the 17-9 win vs. Dal. (12/22/19)

2018 SEASON - EAGLES

- ▶ Led all NFL rookie TEs with 4 receiving TDs (ranked 6th overall among rookies) in the regular season ... Tied for the 3rd-most receiving TDs ever by a rookie TE in Eagles history, trailing only **Keith Jackson** in 1988 (6) and **Charle Young** in 1973 (6)
- ▶ Hauled in a 10-yard TD reception from **Nick Foles** in the third quarter of the Eagles' Wild Card Playoff victory at Chi. (1/6/19) ... Became the first NFL rookie TE to catch a go-ahead TD in a post-season game since **Richard Rodgers** with Green Bay on 1/11/15 vs. Dallas (13-yard TD from **Aaron Rodgers** that gave the Packers a 26-21 advantage in the fourth quarter)

COLLEGE HIGHLIGHTS

- ▶ A two-time FCS All-America First Team selection (2016-17) and two-time FCS Walter Payton Award finalist (2016-17) at South Dakota State, where he finished with the 3rd-most catches (198), 4th-most receiving yards (2,988) and 5th-most receiving TDs (21) in school history ... Over his last two years with the Jackrabbits, led all FCS TEs in receptions (164) and receiving yards (2,404) and ranked 2nd among that group in receiving TDs (18)
- ▶ As a senior in 2017, earned first-team All-MVFC honors after leading nationally-ranked South Dakota State with 72 receptions and 1,111 receiving yards ... Ranked 2nd on the team with 7 TDs

2020 GAME-BY-GAME STATISTICS (PHI)												
Date	Opp			GP/S	RECEIVING					SNAPS		
					Rec	Yds	Avg	Lg	TD	No	Pct	
Sep 13	at Was	L	1/1	8	101	12.6	34t	1	54	79%		
Sep 20	LAR	L	1/0	4	30	7.5	11	0	63	89%		
Sep 27	Cin	T	1/0	1	7	7.0	7	0	6	7%		
Oct 4	at SF	W	0/0	RESERVE/INJURED								
Oct 11	at Pit	L	0/0	RESERVE/INJURED								
Oct 18	Bal	L	0/0	RESERVE/INJURED								
Oct 22	NYG	W	0/0	RESERVE/INJURED								
Nov 1	Dal	W	1/1	1	15	15.0	15	0	53	84%		
Nov 15	at NYG	L	1/1	4	33	8.3	12	0	62	93%		
Nov 22	at Cle	L	1/1	5	77	15.4	32	1	68	100%		
Nov 30	Sea	L	1/1	7	75	10.7	27	1	71	100%		
Dec 6	at GB	L	1/1	5	66	13.2	41	0	52	84%		
Dec 13	NO	W	1/1	4	43	10.8	19	0	59	86%		
Dec 20	at Ari	L	1/1	4	39	9.8	16	0	73	88%		
Dec 27	at Dal	L	1/1	3	38	12.7	23	0	41	56%		
Jan 3	Was	L	0/0	INACTIVE								
Totals			11/9	46	524	11.4	41	3	602	53%		



- ▶ Received all-conference honors as a junior in 2016 after setting a school single-season record with 92 catches ... His 1,293 yards were the 5th-most in Jackrabbits history (most by a TE)
- ▶ Named first-team All-MVFC as a sophomore in 2015

BIRDSEED


- ▶ A two-time all-state selection and three-time all-conference pick in football and basketball at Britton-Hecla (SD) High School
- ▶ Is a skilled unicyclist ... Used to ride in parades throughout small towns around Britton, SD ... Considers learning how to ride a six-foot unicycle as the greatest feat of his unicycling career, which required starting off the back of a truck

TRANSACTIONS

- ▶ **10/31/20** - Activated from Reserve/Injured ... **9/29/20** - Placed on Reserve/Injured ... **2018** - Drafted by PHI in 2nd round (49th overall)

2019 GAME-BY-GAME STATISTICS (PHI)												
Date	Opp			GP/S	RECEIVING					SNAPS		
					Rec	Yds	Avg	Lg	TD	No	Pct	
Sep 8	Was	W	1/0	2	16	8.0	9	0	41	55%		
Sep 15	at Atl	L	0/0	DID NOT PLAY								
Sep 22	Det	L	1/0	0	0	0.0	0	0	9	12%		
Sep 26	at GB	W	1/1	2	16	8.0	13	1	43	69%		
Oct 6	NYJ	W	1/0	1	11	11.0	11	0	50	74%		
Oct 13	at Min	L	1/1	5	48	9.6	13	0	46	71%		
Oct 20	at Dal	L	1/1	4	69	17.3	28t	1	36	59%		
Oct 27	at Buf	W	1/0	3	22	7.3	10	1	55	75%		
Nov 3	Chi	W	1/1	4	39	9.8	16	0	70	79%		
Nov 17	NE	L	1/1	3	36	12.0	21	1	61	81%		
Nov 24	Sea	L	1/1	7	32	4.6	14	0	66	87%		
Dec 1	at Mia	L	1/1	6	66	11.0	24	0	40	56%		
Dec 9	NYG	W	1/0	3	41	13.7	28	0	60	67%		
Dec 15	at Was	W	1/0	5	55	11.0	20	0	65	84%		
Dec 22	Dal	W	1/1	9	91	10.1	22	1	65	90%		
Dec 29	at NYG	W	1/1	4	65	16.3	28	0	74	100%		
Totals			15/9	58	607	10.5	28t	5	781	66%		
PLAYOFFS												
Jan 5	Sea	L	1/1	7	73	10.4	17	0	67	97%		
Totals			1/1	7	73	10.4	17	0	67	97%		

2018 GAME-BY-GAME STATISTICS (PHI)											
Date	Opp			GP/S	RECEIVING					SNAPS	
					Rec	Yds	Avg	Lg	TD	No	Pct
Sep 6	Atl	W	1/0	1	4	4.0	4	0	17	24%	
Sep 16	at TB	L	1/0	0	0	---	---	0	17	22%	
Sep 23	Ind	W	1/1	7	73	10.4	19	1	55	67%	
Sep 30	at Ten	L	1/1	2	13	6.5	10	0	31	40%	
Oct 7	Min	L	1/0	2	16	8.0	11	0	35	59%	
Oct 11	at NYG	W	1/1	1	7	7.0	7	0	32	45%	
Oct 21	Car	L	1/1	4	43	10.8	21	1	37	55%	
Oct 28	at Jax	W	1/0	1	32	32.0	32t	1	30	48%	
Nov 11	Dal	L	1/0	0	0	---	---	0	18	29%	
Nov 18	at NO	L	1/1	0	0	---	---	0	16	31%	
Nov 25	NYG	W	1/0	3	33	11.0	16	0	36	55%	
Dec 3	Was	W	1/1	0	0	---	---	0	39	52%	
Dec 9	at Dal	L	1/1	4	44	11.0	26	1	31	60%	
Dec 16	at LAR	W	1/1	2	12	6.0	10	0	39	61%	
Dec 23	Hou	W	1/0	3	30	10.0	24	0	48	59%	
Dec 30	at Was	W	1/0	3	27	9.0	25	0	44	62%	
Totals			16/8	33	334	10.1	32t	4	525	48%	
PLAYOFFS											
Jan 6	at Chi	W	1/0	2	20	10.0	10t	1	30	44%	
Jan 13	at NO	L	1/0	0	0	---	---	0	20	39%	
Totals			2/0	2	20	10.0	10t	1	50	42%	



BRANDON GRAHAM

DEFENSIVE END | 55



Height: 6-2 Weight: 265 DOB: April 3, 1988 (Age 33)

NFL Experience: 12th Year (12th with Eagles) Draft: D1-10 (13th overall) by PHI

College: Michigan Hometown (HS): Detroit, MI (Crockett Vocational Technical)

All-Pro: 2016 Pro Bowl: 2021 Super Bowl Champion: 2017 (LII)

CAREER STATISTICS

Year	Team	GP/S	TACKLES					PASS DEFENSE					FUMBLES			DEF SNAPS	
			Total	Solo	Asst	TFL	Sacks	Int	Yds	Lg	TD	PD	FF	FR	Yds	No	Pct
2010	Philadelphia	13/6	19	12	7	1	3.0	0	0	--	0	0	2	0	0	N/A	N/A
2011	Philadelphia	3/0	4	2	2	1	0.0	0	0	--	0	0	0	0	0	N/A	N/A
2012	Philadelphia	16/6	50	34	16	7	5.5	0	0	--	0	1	2	1	0	420	40%
2013	Philadelphia	16/0	21	14	7	2	3.0	0	0	--	0	0	1	0	0	323	27%
2014	Philadelphia	16/1	43	29	14	13.5	5.5	0	0	--	0	0	4	0	0	499	43%
2015	Philadelphia	16/10	63	44	19	12.5	6.5	0	0	--	0	1	3	0	0	858	71%
2016	Philadelphia	16/16	64	50	14	14	5.5	0	0	--	0	1	2	1	4	764	75%
2017	Philadelphia	15/15	51	43	8	16	9.5	0	0	--	0	1	2	1	16	666	65%
2018	Philadelphia	16/16	46	37	9	12	4.0	0	0	--	0	2	1	1	0	753	72%
2019	Philadelphia	16/16	61	49	12	18	8.5	0	0	--	0	1	1	2	4	791	76%
2020	Philadelphia	16/16	53	37	16	15	8.0	0	0	--	0	0	2	1	0	757	69%
Totals		159/102	475	351	124	112	59.0	0	0	--	0	7	20	7	24	---	---

PLAYOFFS

Year	Team	GP/S	RESERVE/INJURED (12/14/10)															
2010	Philadelphia	0/0																
2013	Philadelphia	1/0	2	1	1	0	1.0	0	0	--	0	0	0	0	0	0	22	31%
2017	Philadelphia	3/3	5	4	1	0	1.0	0	0	--	0	0	1	0	0	162	79%	
2018	Philadelphia	2/2	5	4	1	1	1.5	0	0	--	0	0	1	0	0	123	87%	
2019	Philadelphia	1/1	0	0	0	0	0.0	0	0	--	0	0	0	0	0	38	59%	
Totals		7/6	12	9	3	1	3.5	0	0	--	0	0	2	0	0	---	---	

ADDITIONAL STATISTICS

Fumble Recovery TD: 1 - 2017 (1) Special Teams Tackles: 15 - 2014 (8), 2013 (7) Kickoff Returns: 2-14 - 2013 (2-14)

CAREER HIGHS

Tackles	10	12/13/12 vs. Cin.
Sacks	3.0	10/6/19 vs. NYJ
INTs	--	---
PDs	1	7x, last: 10/6/19 vs. NYJ
FFs	2	11/8/15 at Dal.
FRs	1	7x, last: 11/1/20 vs. Dal.



CAREER HIGHLIGHTS

- ▶ Earned his first career **Pro Bowl** selection following the 2020 season after leading the team in sacks (8.0), TFLs (15), QB pressures and hits (31) and FFs (2, tied) ... Finished the year as one of only four NFL players to register 8.0+ sacks, 13+ TFLs and 2+ FFs, joining **Aaron Donald**, **Haason Reddick** and **T.J. Watt**
- ▶ Recorded one of the top defensive plays in Eagles history when he strip-sacked Patriots QB **Tom Brady** in the fourth quarter of **Super Bowl LII** (recovered by **Derek Barnett**) ... The takeaway set up a 46-yard FG by **Jake Elliott** that gave the Eagles a 41-33 advantage with 1:05 remaining in the game
- ▶ Received second-team **All-Pro** honors from the *Associated Press* after ranking 1st in the NFL with 78 combined sacks, hurries and QB knockdowns during the 2016 campaign

NOTES TO KNOW

- ▶ His 159 career regular-season games are the most ever by a DL in Eagles history ... Ranks T-8th all-time in that category, trailing only **Brian Dawkins** (183, 1996-2008) and **Chuck Bednarik** (169, 1949-62) among the franchise's defensive players ... Has missed only one game (Week 17 of 2017) since Week 1 of 2012

2020 GAME-BY-GAME STATISTICS (PHI)												
Date	Opp		GP/S	Tot	Solo	Sk	Int	PD	FF	FR	Snaps	Pct
Sep 13	at Was	L	1/1	3	3	0.0	0	0	0	0	38	54%
Sep 20	LAR	L	1/1	1	1	1.0	0	0	0	0	44	64%
Sep 27	Cin	T	1/1	6	6	2.0	0	0	0	0	58	81%
Oct 4	at SF	W	1/1	1	0	0.0	0	0	0	0	56	77%
Oct 11	at Pit	L	1/1	4	3	0.0	0	0	0	0	57	76%
Oct 18	Bal	L	1/1	6	5	2.0	0	0	0	0	44	60%
Oct 22	NYG	W	1/1	4	2	1.0	0	0	1	0	43	72%
Nov 1	Dal	W	1/1	4	2	1.0	0	0	1	1	43	54%
Nov 15	at NYG	L	1/1	5	4	0.0	0	0	0	0	46	65%
Nov 22	at Cle	L	1/1	5	3	0.0	0	0	0	0	53	79%
Nov 30	Sea	L	1/1	5	2	0.0	0	0	0	0	44	66%
Dec 6	at GB	L	1/1	2	1	0.0	0	0	0	0	41	67%
Dec 13	NO	W	1/1	1	1	0.0	0	0	0	0	42	67%
Dec 20	at Ari	L	1/1	2	2	0.0	0	0	0	0	41	60%
Dec 27	at Dal	L	1/1	3	2	1.0	0	0	0	0	58	83%
Jan 3	Was	L	1/1	1	0	0.0	0	0	0	0	49	78%
Totals			16/16	53	37	8.0	0	0	2	1	757	69%

- ▶ Has produced the 4th-most career sacks (59.0) in Eagles history, behind **Reggie White** (124.0, 1985-92), **Trent Cole** (85.5, 2005-14) and **Clyde Simmons** (76.0, 1986-93)

2020 SEASON - EAGLES

- ▶ Voted to his first career **Pro Bowl** after leading the team in sacks (8.0), TFLs (15), QB pressures and hits (31) and FFs (2, tied) ... One of only four NFL players to register 8.0+ sacks, 13+ TFLs and 2+ FFs, joining **Aaron Donald**, **Haason Reddick** and **T.J. Watt**
- ▶ Recorded a strip-sack of Cowboys QB **Ben DiNucci** and corralled the fumble in the first quarter of the win vs. Dal. (11/1/20) ... Became the first Eagle to produce 7.0+ sacks over any eight-game stretch since **Connor Barwin** during the 2014 season
- ▶ Posted multi-sack games on 10/18/20 vs. Baltimore (2.0 - **Lamar Jackson**) and 9/27/20 vs. Cincinnati (2.0 - **Joe Burrow**)

2019 SEASON - EAGLES

- ▶ Totaled team highs in sacks (8.5), TFLs (career-high 18) and QB pressures and hits (34, tied) ... His 8.5 sacks are the 2nd-highest single-season total of his career (9.5 sacks in 2017)
- ▶ Led the Eagles' 10.0-sack performance (tied for 2nd-most in franchise history) with a career-high 3.0 sacks in the 31-6 win vs. NYJ (10/6/19) ... Became the first Eagle to record 3.0 sacks in a game since **Fletcher Cox** on 12/30/18 at Washington

2018 SEASON - EAGLES

- ▶ Ranked 3rd on the Eagles' defense in TFLs (12) and QB pressures and hits (career-high 40) and 4th in sacks (4.0)
- ▶ Notched his second career postseason strip-sack (also Patriots QB **Tom Brady** in **Super Bowl LII**) when he brought down Saints QB **Drew Brees** in the Divisional Round at NO (1/13/19)

2017 SEASON - EAGLES

- ▶ Recorded one of the top defensive plays in Eagles history when he strip-sacked Patriots QB **Tom Brady** in the fourth quarter of **Super Bowl LII** (recovered by **Derek Barnett**) ... The takeaway set up a 46-yard FG by **Jake Elliott** that gave the Eagles a 41-33 advantage with 1:05 remaining in the game

2019 GAME-BY-GAME STATISTICS (PHI)												
Date	Opp		GP/S	Tot	Solo	Sk	Int	PD	FF	FR	Snaps	Pct
Sep 8	Was	W	1/1	5	3	0.0	0	0	0	0	46	72%
Sep 15	at Atl	L	1/1	2	2	0.0	0	0	0	0	51	77%
Sep 22	Det	L	1/1	5	4	0.0	0	0	0	0	55	86%
Sep 26	at GB	W	1/1	2	2	0.0	0	0	0	1	60	74%
Oct 6	NYJ	W	1/1	6	6	3.0	0	1	0	0	41	69%
Oct 13	at Min	L	1/1	4	4	1.0	0	0	0	0	55	77%
Oct 20	at Dal	L	1/1	5	4	0.0	0	0	0	0	50	71%
Oct 27	at Buf	W	1/1	6	5	1.0	0	0	1	1	47	76%
Nov 3	Chi	W	1/1	4	4	1.0	0	0	0	0	35	78%
Nov 17	NE	L	1/1	2	2	0.0	0	0	0	0	65	88%
Nov 24	Sea	L	1/1	3	2	1.5	0	0	0	0	51	78%
Dec 1	at Mia	L	1/1	2	1	0.0	0	0	0	0	58	81%
Dec 9	NYG	W	1/1	3	1	0.0	0	0	0	0	45	87%
Dec 15	at Was	W	1/1	6	5	0.0	0	0	0	0	43	81%
Dec 22	Dal	W	1/1	3	1	0.0	0	0	0	0	44	71%
Dec 29	at NYG	W	1/1	3	3	1.0	0	0	0	0	45	61%
Totals			16/16	58	46	7.5	0	1	1	2	791	76%

PLAYOFFS

Jan 5	Sea	L	1/1	0	0	0.0	0	0	0	0	38	59%
Totals			1/1	0	0	0.0	0	0	0	0	38	59%

Bucket list: Drive a NASCAR car ... **First jersey:** Dave Bing, Detroit Pistons ... **First job:** Working the grill at McDonald's ... **Favorite Halloween costume:** Batman, when he was 10 years old ... **Favorite movie:** Equalizer ... **Favorite book:** New Money; Staying Rich by Phillip Buchanon ... **Favorite quote:** "Those who stay, will be champions." - Bo Schembechler



2018 GAME-BY-GAME STATISTICS (PHI)												
Date	Opp		GP/S	Tot	Solo	Sk	Int	PD	FF	FR	Snaps	Pct
Sep 6	Atl	W	1/1	2	2	0.0	0	0	0	0	46	66%
Sep 16	at TB	L	1/1	8	6	0.0	0	0	0	0	39	67%
Sep 23	Ind	W	1/1	2	2	0.0	0	0	0	0	34	58%
Sep 30	at Ten	L	1/1	4	3	0.0	0	0	0	0	41	58%
Oct 7	Min	L	1/1	5	4	1.0	0	1	0	0	52	84%
Oct 11	at NYG	W	1/1	2	2	0.0	0	0	0	0	39	60%
Oct 21	Car	L	1/1	2	1	0.5	0	0	0	0	39	66%
Oct 28	at Jax	W	1/1	2	2	0.0	0	0	0	0	51	80%
Nov 11	Dal	L	1/1	5	3	1.5	0	0	0	0	55	80%
Nov 18	at NO	L	1/1	1	1	0.0	0	0	0	0	42	60%
Nov 25	NYG	W	1/1	3	2	0.0	0	0	0	0	49	79%
Dec 3	Was	W	1/1	4	3	1.0	0	0	1	0	37	82%
Dec 9	at Dal	L	1/1	3	3	0.0	0	0	0	1	83	84%
Dec 16	at LAR	W	1/1	0	0	0.0	0	0	0	0	57	75%
Dec 23	Hou	W	1/1	1	1	0.0	0	0	0	0	54	83%
Dec 30	at Was	W	1/1	2	2	0.0	0	1	0	0	35	78%
Totals			16/16	46	37	4.0	0	2	1	1	753	72%
PLAYOFFS												
Jan 6	at Chi	W	1/1	2	2	0.5	0	0	0	0	58	91%
Jan 13	at NO	L	1/1	3	2	1.0	0	0	1	0	65	84%
Totals			2/2	5	4	1.5	0	0	1	0	123	87%

2017 GAME-BY-GAME STATISTICS (PHI)												
Date	Opp		GP/S	Tot	Solo	Sk	Int	PD	FF	FR	Snaps	Pct
Sep 10	at Was	W	1/1	4	3	2.0	0	0	1	0	43	68%
Sep 17	at KC	L	1/1	5	5	0.5	0	0	0	0	38	72%
Sep 24	NYG	W	1/1	1	1	0.0	0	0	0	0	46	67%
Oct 1	at LAC	W	1/1	2	1	0.0	0	0	0	0	44	77%
Oct 8	Ari	W	1/1	4	4	1.0	0	0	0	0	43	72%
Oct 12	at Car	W	1/1	3	1	0.5	0	0	0	0	62	76%
Oct 23	Was	W	1/1	1	1	0.0	0	1	0	0	44	69%
Oct 29	SF	W	1/1	3	2	1.0	0	0	0	0	44	67%
Nov 5	Den	W	1/1	5	5	0.0	0	0	0	0	40	62%
Nov 19	at Dal	W	1/1	4	4	1.0	0	0	0	0	44	70%
Nov 26	Chi	W	1/1	5	5	1.0	0	0	1	0	34	62%
Dec 3	at Sea	L	1/1	5	4	1.5	0	0	0	0	47	76%
Dec 10	at LAR	W	1/1	1	1	0.0	0	0	0	1	36	75%
Dec 17	at NYG	W	1/1	4	3	1.0	0	0	0	0	63	72%
Dec 25	Oak	W	1/1	4	3	0.0	0	0	0	0	38	55%
Dec 31	Dal	L	0/0	INACTIVE								
Totals			15/15	51	43	9.5	0	1	2	1	666	65%
PLAYOFFS												
Jan 13	Atl	W	1/1	3	2	0.0	0	0	0	0	57	90%
Jan 21	Min	W	1/1	0	0	0.0	0	0	0	0	53	79%
Feb 4	at NE	W	1/1	2	2	1.0	0	0	1	0	52	68%
Totals			3/3	5	4	1.0	0	0	1	0	162	79%

- ▶ Named a **Pro Bowl** first alternate after producing a team-leading, career-high 9.5 sacks ... Added 51 tackles (43 solo), 16 TFLs (team high), 1 PD, 27 QB pressures and hits, 2 FFs and 1 FR
- ▶ Sealed the victory with a 16-yard fumble recovery TD forced by **Nigel Bradham** in the 43-35 win at LAR (12/10/17)
- ▶ Sacked QB **Kirk Cousins** twice in the season-opening, 30-17 victory at Was. (9/10/17) ... Included a strip-sack that led to a 20-yard fumble recovery TD by **Fletcher Cox**

2016 SEASON - EAGLES

- ▶ Received second-team **All-Pro** honors from the *Associated Press* after ranking 1st in the NFL with 78 combined sacks, hurries and QB knockdowns ... Led the Eagles with 14 TFLs
- ▶ Posted sacks in three straight games to open the season ... Became the first Eagle to accomplish that feat since **Jason Babin**, **Trent Cole** and **Cullen Jenkins** each did so in 2011

2015 SEASON - EAGLES

- ▶ Finished the season tied for the team lead with 3 FFs and ranked 3rd on the Eagles' defense with 6.5 sacks
- ▶ Sacked Patriots QB **Tom Brady** twice at NE (12/6/15)
- ▶ Had 2.0 sacks against Cowboys QB **Matt Cassel** at Dal. (11/8/15), jarring the ball loose on both takedowns ... Became just the fifth Eagle since 1994 to post 2.0 sacks and 2 FFs in the same game, joining **Fletcher Cox** (10/11/15 vs. New Orleans), **Jevon Kearse** (11/20/05 at N.Y. Giants), **Bobby Taylor** (9/15/97 at Dallas) and **William Fuller** (10/29/95 vs. St. Louis)

2014 SEASON - EAGLES

- ▶ Ranked 3rd in the NFL with a career-high 4 FFs, trailing only **Ryan Kerrigan** (5) and **Robert Quinn** (5) ... Also produced the 2nd-most TFLs (13.5) on the Eagles' defense



MULTI-SACK GAMES (13)		
Date	Opponent	Sacks
10/6/19	vs. New York Jets (W, 31-6)	3.0
12/13/12	vs. Cincinnati Bengals (L, 13-34)	2.5
10/18/20	vs. Baltimore Ravens (L, 28-30)	2.0
9/27/20	vs. Cincinnati Bengals (T, 23-23)	2.0
9/10/17	at Washington (W, 30-17)	2.0
12/6/15	at New England Patriots (W, 35-28)	2.0
11/8/15	at Dallas Cowboys (W, 33-27)	2.0
12/1/13	vs. Arizona Cardinals (W, 24-21)	2.0
11/24/19	vs. Seattle Seahawks (L, 9-17)	1.5
11/11/18	vs. Dallas Cowboys (L, 20-27)	1.5
12/3/17	at Seattle Seahawks (L, 10-24)	1.5
11/10/14	vs. Carolina Panthers (W, 45-21)	1.5
12/2/12	at Dallas Cowboys (L, 33-38)	1.5

2016 GAME-BY-GAME STATISTICS (PHI)												
Date	Opp		GP/S	Tot	Solo	Sk	Int	PD	FF	FR	Snaps	Pct
Sep 11	Cle	W	1/1	3	2	1.0	0	0	1	0	36	69%
Sep 19	at Chi	W	1/1	4	4	1.0	0	0	0	0	37	71%
Sep 25	Pit	W	1/1	4	2	1.0	0	0	0	1	42	70%
Oct 9	at Det	L	1/1	6	5	0.0	0	0	0	0	53	87%
Oct 16	at Was	L	1/1	3	2	0.0	0	0	0	0	57	77%
Oct 23	Min	W	1/1	3	2	1.0	0	0	1	0	57	75%
Oct 30	at Dal	L	1/1	6	4	0.0	0	1	0	0	64	82%
Nov 6	at NYG	L	1/1	1	1	0.0	0	0	0	0	52	81%
Nov 13	Atl	W	1/1	3	3	1.0	0	0	0	0	38	76%
Nov 20	at Sea	L	1/1	2	1	0.0	0	0	0	0	48	72%
Nov 28	GB	L	1/1	6	5	0.0	0	0	0	0	54	76%
Dec 4	at Cin	L	1/1	9	9	0.0	0	0	0	0	49	77%
Dec 11	Was	L	1/1	2	2	0.0	0	0	0	0	33	79%
Dec 18	at Bal	L	1/1	6	3	0.5	0	0	0	0	43	74%
Dec 22	NYG	W	1/1	4	3	0.0	0	0	0	0	63	71%
Jan 1	Dal	W	1/1	2	2	0.0	0	0	0	0	38	68%
Totals			16/16	64	50	5.5	0	1	2	1	764	75%

2015 GAME-BY-GAME STATISTICS (PHI)												
Date	Opp		GP/S	Tot	Solo	Sk	Int	PD	FF	FR	Snaps	Pct
Sep 14	at Atl	L	1/1	3	3	0.0	0	0	0	0	53	69%
Sep 20	Dal	L	1/1	3	2	0.0	0	0	0	0	67	79%
Sep 27	at NYJ	W	1/0	4	2	0.0	0	0	0	0	49	62%
Oct 4	at Was	L	1/1	7	7	1.0	0	0	0	0	56	67%
Oct 11	NO	W	1/0	0	0	0.0	0	0	1	0	44	64%
Oct 19	NYG	W	1/1	3	2	1.0	0	0	0	0	45	66%
Oct 25	at Car	L	1/1	5	3	0.0	0	0	0	0	39	64%
Nov 8	at Dal	W	1/1	9	5	2.0	0	0	0	0	61	78%
Nov 15	Mia	L	1/1	3	1	0.5	0	0	2	0	51	76%
Nov 22	TB	L	1/1	4	3	0.0	0	0	0	0	56	72%
Nov 26	at Det	L	1/0	5	4	0.0	0	0	0	0	47	65%
Dec 6	at NE	W	1/1	4	4	2.0	0	0	0	0	67	75%
Dec 13	Buf	W	1/1	4	1	0.0	0	1	0	0	63	85%
Dec 20	Ari	L	1/0	3	3	0.0	0	0	0	0	56	74%
Dec 26	Was	L	1/0	2	1	0.0	0	0	0	0	58	77%
Jan 3	at NYG	W	1/0	4	3	0.0	0	0	0	0	46	55%
Totals			16/10	63	44	6.5	0	1	3	0	858	71%

2013 SEASON - EAGLES

- ▶ Totaled 21 tackles (14 solo), 3.0 sacks and 1 FF
- ▶ Posted his first career playoff sack against Saints QB **Drew Brees** in the NFC Wild Card game vs. NO (1/4/14)
- ▶ Sacked Cardinals QB **Carson Palmer** twice vs. Ari. (12/1/13)

2012 SEASON - EAGLES

- ▶ Tied with **Jason Babin** and **Fletcher Cox** for the team lead with 5.5 sacks (4.0 sacks in the final 6 games of the season)
- ▶ Collared a career-high 2.5 sacks of Bengals QB **Andy Dalton** vs. Cin. (12/13/12), including a second-quarter strip-sack ... Also tallied a career-best 10 tackles (7 solo) with 3 hurries

2010 SEASON - EAGLES

- ▶ Produced 19 tackles (12 solo), 3.0 sacks and 2 FFs as a rookie
- ▶ Registered the first sack of his career in his hometown at Det. (9/19/10), bringing down Lions QB **Shaun Hill**
- ▶ In the season opener vs. GB (9/12/10), joined **Nate Allen** as the first pair of defensive rookies to start for the Eagles on opening day since **Wes Hopkins** and **Jody Schulz** in 1983

COLLEGE HIGHLIGHTS

- ▶ Played in 46 games (28 starts) at Michigan, recording 138 tackles (85 solo), 56 TFLs, 29.5 sacks, 8 FFs and 3 FRs ... Finished his collegiate career ranked 2nd in school history in TFLs, sacks and FFs ... Blocked 2 punts and returned a blocked punt for a TD
- ▶ Selected as the Wolverines' Bo Schembechler MVP twice (2008 and 2009) in his career, becoming the first defensive player in school history to accomplish the feat
- ▶ Named a second-team All-America and first-team All-Big Ten selection as a senior in 2009 ... Named a Ted Hendricks Award finalist, which is given annually to the nation's top college defensive end ... Recorded a career-best 64 tackles (42 solo) and a team-high 10.5 sacks while leading the NCAA with 26 TFLs
- ▶ Earned second-team all-conference honors as a junior in 2008 after notching 46 tackles (29 solo), 20 TFLs (ranked 2nd in the nation) and 10.0 sacks (ranked 2nd in the Big Ten)



BIRDSEED

- ▶ A four-year starter at Crockett Vocational Technical (MI) ... Registered 307 tackles, 112 TFLs, 56.0 sacks, 16 FRs, 6 FFs and 2 INTs while averaging 40 yards per attempt as a punter during his high school career ... Earned *Parade*, *EA Sports* and *USA Today* first-team All-America honors and was voted the Michigan Gatorade Player of the Year ... Also lettered in basketball and track and field ... Regularly donates uniforms and equipment to his school
- ▶ Married Carylne Williams in 2014 and resides in the Philadelphia area ... The couple has two children – a daughter, Emerson, and a son, Bryson ... Is the son of Tasha Graham and Derrick Walton and has three younger sisters: Brittany, Mikayla and Brianna
- ▶ Credits his mother, Tasha, as the most influential person in his life ... A cancer survivor, Tasha was diagnosed with leukemia at a young age ... She spent most of her life working at a Chrysler auto plant to support Brandon and his three sisters

TRANSACTIONS

- ▶ **3/1/19** - Agreed to terms with PHI on 3-year contract ... **8/20/18** - Activated from Active/PUP ... **7/26/18** - Placed on Active/PUP ... **3/9/15** - Re-signed by PHI to 4-year contract ... **11/5/11** - Activated from Reserve/PUP ... **9/3/11** - Placed on Reserve/PUP ... **12/14/10** - Placed on Reserve/Injured ... **2010** - Drafted by PHI in 1st round (13th overall)

2014 GAME-BY-GAME STATISTICS (PHI)												
Date	Opp		GP/S	Tot	Solo	Sk	Int	PD	FF	FR	Snaps	Pct
Sep 7	Jax	W	1/0	3	3	0.0	0	0	0	0	25	34%
Sep 15	at Ind	W	1/0	1	0	0.0	0	0	0	0	23	32%
Sep 21	Was	W	1/0	4	3	0.0	0	0	1	0	27	35%
Sep 28	at SF	L	1/0	2	1	1.0	0	0	0	0	28	34%
Oct 5	StL	W	1/0	3	2	0.0	0	0	1	0	26	35%
Oct 12	NYG	W	1/0	3	3	1.0	0	0	1	0	33	52%
Oct 26	at Ari	L	1/0	2	1	0.0	0	0	0	0	28	40%
Nov 2	at Hou	W	1/0	2	1	1.0	0	0	0	0	20	33%
Nov 10	Car	W	1/0	4	2	1.5	0	0	1	0	40	49%
Nov 16	at GB	L	1/0	2	1	0.0	0	0	0	0	28	41%
Nov 23	Ten	W	1/0	1	1	0.0	0	0	0	0	28	41%
Nov 27	at Dal	W	1/0	3	3	1.0	0	0	0	0	24	39%
Dec 7	Sea	L	1/0	1	0	0.0	0	0	0	0	31	36%
Dec 14	Dal	L	1/0	3	2	0.0	0	0	0	0	41	50%
Dec 20	at Was	L	1/1	6	3	0.0	0	0	0	0	57	100%
Dec 28	at NYG	W	1/0	3	3	0.0	0	0	0	0	40	50%
Totals			16/1	43	29	5.5	0	0	4	0	499	43%

2013 GAME-BY-GAME STATISTICS (PHI)												
Date	Opp		GP/S	Tot	Solo	Sk	Int	PD	FF	FR	Snaps	Pct
Sep 9	at Was	W	1/0	0	0	0.0	0	0	0	0	16	21%
Sep 15	SD	L	1/0	0	0	0.0	0	0	0	0	16	19%
Sep 19	KC	L	1/0	3	2	1.0	0	0	0	0	17	20%
Sep 29	at Den	L	1/0	1	1	0.0	0	0	0	0	20	27%
Oct 6	at NYG	W	1/0	0	0	0.0	0	0	0	0	22	30%
Oct 13	at TB	W	1/0	0	0	0.0	0	0	0	0	23	32%
Oct 20	Dal	L	1/0	3	3	0.0	0	0	0	0	18	55%
Oct 27	NYG	L	1/0	1	1	0.0	0	0	0	0	18	24%
Nov 3	at Oak	W	1/0	0	0	0.0	0	0	0	0	28	29%
Nov 10	at GB	W	1/0	2	1	0.0	0	0	0	0	17	22%
Nov 17	Was	W	1/0	2	2	0.0	0	0	0	0	28	34%
Dec 1	Ari	W	1/0	3	3	2.0	0	0	0	0	13	18%
Dec 8	Det	W	1/0	2	0	0.0	0	0	1	0	21	36%
Dec 15	at Min	L	1/0	1	0	0.0	0	0	0	0	20	27%
Dec 22	Chi	W	1/0	1	0	0.0	0	0	0	0	27	42%
Dec 29	at Dal	W	1/0	2	1	0.0	0	0	0	0	19	29%
Totals			16/0	21	14	3.0	0	0	1	0	323	27%

PLAYOFFS												
Jan 4	NO	L	1/0	2	1	1.0	0	0	0	0	22	31%
Totals			1/0	2	1	1.0	0	0	0	0	22	31%

2012 GAME-BY-GAME STATISTICS (PHI)												
Date	Opp		GP/S	Tot	Solo	Sk	Int	PD	FF	FR	Snaps	Pct
Sep 9	at Cle	W	1/0	0	0	0.0	0	0	0	0	4	7%
Sep 16	Bal	W	1/0	1	1	0.0	0	0	0	0	9	13%
Sep 23	at Ari	L	1/0	5	3	0.5	0	0	0	0	17	27%
Sep 30	NYG	W	1/0	1	1	0.0	0	0	0	0	10	15%
Oct 7	at Pit	L	1/0	1	0	0.0	0	0	0	0	18	25%
Oct 14	Det	L	1/0	1	1	0.0	0	0	0	0	18	23%
Oct 28	Atl	L	1/0	6	5	0.0	0	0	0	0	31	41%
Nov 5	at NO	L	1/0	3	2	1.0	0	0	1	1	21	38%
Nov 11	Dal	L	1/0	1	0	0.0	0	0	0	0	22	41%
Nov 18	at Was	L	1/0	0	0	0.0	0	0	0	0	22	42%
Nov 26	Car	L	1/1	4	2	0.0	0	0	0	0	30	44%
Dec 2	at Dal	L	1/1	8	5	1.5	0	0	0	0	31	48%
Dec 9	at TB	W	1/1	2	2	0.0	0	0	0	0	47	65%
Dec 13	Cin	L	1/1	10	7	2.5	0	0	1	0	52	67%
Dec 23	Was	L	1/1	5	3	0.0	0	1	0	0	39	74%
Dec 30	at NYG	L	1/1	2	2	0.0	0	0	0	0	49	78%
Totals			16/6	50	34	5.5	0	1	2	1	420	40%

2011 GAME-BY-GAME STATISTICS (PHI)												
Date	Opp		GP/S	Tot	Solo	Sk	Int	PD	FF	FR	Snaps	Pct
Sep 11	at StL	W	0/0	RESERVE/PUP								
Sep 18	at Atl	L	0/0	RESERVE/PUP								
Sep 25	NYG	L	0/0	RESERVE/PUP								
Oct 2	SF	L	0/0	RESERVE/PUP								
Oct 9	at Buf	L	0/0	RESERVE/PUP								
Oct 16	at Was	W	0/0	RESERVE/PUP								
Oct 30	Dal	W	0/0	RESERVE/PUP								
Nov 7	Chi	L	1/0	3	1	0.0	0	0	0	0	N/A	N/A
Nov 13	Ari	L	1/0	0	0	0.0	0	0	0		N/A	N/A
Nov 20	at NYG	W	0/0	INACTIVE								
Nov 27	NE	L	0/0	INACTIVE								
Dec 1	at Sea	L	0/0	DID NOT PLAY								
Dec 11	at Mia	W	0/0	INACTIVE								
Dec 18	NYJ	W	1/0	1	1	0.0	0	0	0	0	N/A	N/A
Dec 24	at Dal	W	0/0	INACTIVE								
Jan 1	Was	W	0/0	DID NOT PLAY								
Totals			3/0	4	2	0.0	0	0	0	0	N/A	N/A

2010 GAME-BY-GAME STATISTICS (PHI)

Date	Opp	GP/S	Tot	Solo	Sk	Int	PD	FF	FR	Snaps	Pct
Sep 12	GB	L 1/1	1	1	0.0	0	0	0	0	N/A	N/A
Sep 19	at Det	W 1/1	2	1	1.0	0	0	0	0	N/A	N/A
Sep 26	at Jax	W 1/1	3	1	0.0	0	0	0	0	N/A	N/A
Oct 3	Was	W 1/1	3	3	0.0	0	0	0	0	N/A	N/A
Oct 10	at SF	L 1/0	3	2	1.0	0	0	1	0	N/A	N/A
Oct 17	Atl	W 1/0	1	1	0.0	0	0	0	0	N/A	N/A
Oct 24	at Ten	L 1/0	0	0	0.0	0	0	0	0	N/A	N/A
Nov 7	Ind	W 1/0	0	0	0.0	0	0	0	0	N/A	N/A
Nov 15	at Was	W 1/0	0	0	0.0	0	0	0	0	N/A	N/A
Nov 21	NYG	W 1/0	2	1	0.0	0	0	1	0	N/A	N/A
Nov 28	at Chi	L 1/1	2	2	1.0	0	0	0	0	N/A	N/A
Dec 2	Hou	W 1/1	1	0	0.0	0	0	0	0	N/A	N/A
Dec 12	at Dal	W 1/0	1	0	0.0	0	0	0	0	N/A	N/A
Dec 19	at NYG	W 0/0	RESERVE/INJURED								
Dec 28	Min	L 0/0	RESERVE/INJURED								
Jan 2	Dal	L 0/0	RESERVE/INJURED								
Totals		13/6	19	12	3.0	0	0	2	0	N/A	N/A
PLAYOFFS											
Jan 9	GB	L 0/0	RESERVE/INJURED								
Totals		0/0	0	0	0.0	0	0	0	0	N/A	N/A





JAVON HARGRAVE

DEFENSIVE TACKLE | 97

(pronounced JAY-von)



Height: 6-2 **Weight:** 305 **DOB:** Feb. 7, 1993 (Age 28)

NFL Experience: 6th Year (2nd with Eagles) **Draft:** D3-16 (89th overall) by PIT **Acquired:** FA-Pit-20

College: South Carolina State **Hometown (HS):** Salisbury, NC (North Roan)

CAREER STATISTICS

Year	Team	GP/S	TACKLES					PASS DEFENSE					FUMBLES			DEF SNAPS	
			Total	Solo	Asst	TFL	Sacks	Int	Yds	Lg	TD	PD	FF	FR	Yds	No	Pct
2016	Pittsburgh	15/13	27	18	9	5	2.0	0	0	--	0	0	0	1	0	492	47%
2017	Pittsburgh	16/12	32	21	11	4	2.0	0	0	--	0	1	1	0	455	46%	
2018	Pittsburgh	16/14	49	32	17	6	6.5	0	0	--	0	1	0	0	455	44%	
2019	Pittsburgh	16/13	60	35	25	7	4.0	0	0	--	0	0	1	0	680	63%	
2020	Philadelphia	15/11	38	24	14	5	4.5	0	0	--	0	0	0	1	600	54%	
Totals		78/63	206	130	76	27	19.0	0	0	--	0	2	2	2	0	---	---

PLAYOFFS

2016	Pittsburgh	3/3	8	4	4	3	1.0	0	0	--	0	0	0	0	0	153	77%
2017	Pittsburgh	1/1	1	1	0	0	0.0	0	0	--	0	0	0	0	0	23	38%
Totals		4/4	9	5	4	3	1.0	0	0	--	0	0	0	0	0	---	---

ADDITIONAL STATISTICS

Fumble Recovery TDs: 1 - 2016 (1)

CAREER HIGHS

Tackles	10	10/8/17 vs. Jax.
Sacks	2.0	2x, last: 12/13/20 vs. NO
INTs	--	---
PDs	1	2x, last: 11/18/18 at Jax.
FFs	1	2x, last: 11/10/19 vs. LAR
FRs	1	2x, last: 12/13/20 vs. NO



2020 SEASON - EAGLES

- ▶ Totaled 38 tackles (24 solo), 18 QB pressures and hits, 5 TFLs, 4.5 sacks and 1 FR in his debut season with the Eagles
- ▶ Produced a career-high-tying 2.0 sacks on Saints QB **Taysom Hill** as well as 1 FR in the 24-21 win vs. NO (12/13/20)

2019 SEASON - STEELERS

- ▶ Posted career highs in total tackles (60), TFLs (7) and defensive snaps (680, 63%) while adding 4.0 sacks
- ▶ Recorded a strip-sack of Rams QB **Jared Goff** that was recovered by Steelers S **Minkah Fitzpatrick** and returned 43 yards for a TD in the win vs. LAR (11/10/19)

2018 SEASON - STEELERS

- ▶ Registered the 3rd-most sacks on the Steelers' defense (career-high 6.5) along with 49 tackles (32 solo) and 6 TFLs
- ▶ Contributed to sacks in three consecutive games (11/18/18-12/2/18), including a career-high 2.0 sacks against Jaguars QB **Blake Bortles** in the 20-16 win at Jax. (11/18/18)

2017 SEASON - STEELERS

- ▶ Finished the regular season with 32 tackles (21 solo), 4 TFLs and 2.0 sacks ... Also added 1 solo tackle in the postseason during the AFC Divisional Round vs. Jax. (1/4/18)
- ▶ Tallied a career-high 10 tackles (4 solo) vs. Jax. (10/8/17)

2016 SEASON - STEELERS

- ▶ Produced 27 tackles (18 solo), 5 TFLs and 2.0 sacks during the regular season of his rookie campaign ... Also combined for 8 tackles (4 solo), 3 TFLs and 1.0 sack in three playoff contests
- ▶ Logged 5 tackles (2 solo) and sacked Patriots QB **Tom Brady** in the AFC Championship Game at NE (1/22/17)

2020 GAME-BY-GAME STATISTICS (PHI)														
Date	Opp		GP/S	Tot	Solo	Sk	Int	PD	FF	FR	Snaps	Pct		
Sep 13	at Was	L	0/0	INACTIVE										
Sep 20	LAR	L	1/0	0	0	0.0	0	0	0	0	25	36%		
Sep 27	Cin	T	1/0	0	0	0.0	0	0	0	0	32	44%		
Oct 4	at SF	W	1/0	0	0	0.5	0	0	0	0	42	58%		
Oct 11	at Pit	L	1/1	4	2	0.5	0	0	0	0	49	65%		
Oct 18	Bal	L	1/0	0	0	0.0	0	0	0	0	42	58%		
Oct 22	NYG	W	1/1	2	1	0.0	0	0	0	0	42	70%		
Nov 1	Dal	W	1/1	3	2	0.0	0	0	0	0	48	61%		
Nov 15	at NYG	L	1/1	3	2	0.5	0	0	0	0	35	49%		
Nov 22	at Cle	L	1/1	7	4	0.0	0	0	0	0	49	73%		
Nov 30	Sea	L	1/1	3	2	0.0	0	0	0	0	37	55%		
Dec 6	at GB	L	1/1	2	1	1.0	0	0	0	0	29	48%		
Dec 13	NO	W	1/1	4	2	2.0	0	0	0	1	42	67%		
Dec 20	at Ari	L	1/1	2	2	0.0	0	0	0	0	39	57%		
Dec 27	at Dal	L	1/1	5	4	0.0	0	0	0	0	51	73%		
Jan 3	Was	L	1/1	3	2	0.0	0	0	0	0	38	60%		
Totals			15/11	38	24	4.5	0	0	0	1	600	54%		

2019 GAME-BY-GAME STATISTICS (PIT)												
Date	Opp		GP/S	Tot	Solo	Sk	Int	PD	FF	FR	Snaps	Pct
Sep 8	at NE	L	1/1	0	0	0.0	0	0	0	0	26	37%
Sep 15	Sea	L	1/0	1	0	0.0	0	0	0	0	37	47%
Sep 22	at SF	L	1/1	6	6	0.0	0	0	0	0	46	58%
Sep 30	Cin	W	1/0	3	2	1.0	0	0	0	0	26	39%
Oct 6	Bal	L	1/1	2	2	1.0	0	0	0	0	39	49%
Oct 13	at LAC	W	1/0	2	1	0.0	0	0	0	0	39	63%
Oct 28	Mia	W	1/1	1	1	0.0	0	0	0	0	32	53%
Nov 3	Ind	W	1/1	4	3	0.0	0	0	0	0	51	73%
Nov 10	LAR	W	1/1	7	2	1.0	0	0	1	0	55	73%
Nov 14	at Cle	L	1/1	9	6	0.0	0	0	0	0	55	79%
Nov 24	at Cin	W	1/1	4	2	0.0	0	0	0	0	38	67%
Dec 1	Cle	W	1/1	6	3	1.0	0	0	0	0	46	70%
Dec 8	at Ari	W	1/1	2	1	0.0	0	0	0	0	42	72%
Dec 15	Buf	L	1/1	2	2	0.0	0	0	0	0	52	80%
Dec 22	at NYJ	L	1/1	6	1	0.0	0	0	0	0	45	74%
Dec 29	at Bal	L	1/1	5	3	0.0	0	0	0	0	51	75%
Totals			16/13	60	35	4.0	0	0	1	0	680	63%

2018 GAME-BY-GAME STATISTICS (PIT)												
Date	Opp		GP/S	Tot	Solo	Sk	Int	PD	FF	FR	Snaps	Pct
Sep 9	at Cle	T	1/1	4	3	1.0	0	0	0	0	25	28%
Sep 16	KC	L	1/0	1	1	0.0	0	0	0	0	17	29%
Sep 24	at TB	W	1/1	2	2	0.0	0	0	0	0	23	32%
Sep 30	Bal	L	1/1	3	2	1.0	0	0	0	0	27	36%
Oct 7	Atl	W	1/1	1	0	0.0	0	0	0	0	17	24%
Oct 14	at Cin	W	1/1	5	2	1.0	0	0	0	0	21	34%
Oct 28	Cle	W	1/1	3	2	0.0	0	0	0	0	24	38%
Nov 4	at Bal	W	1/1	2	1	0.0	0	0	0	0	18	30%
Nov 8	Car	W	1/1	6	6	0.0	0	0	0	0	37	65%
Nov 18	at Jax	W	1/1	4	4	2.0	0	1	0	0	51	74%
Nov 25	at Den	L	1/1	4	1	0.5	0	0	0	0	46	81%
Dec 2	LAC	L	1/1	4	3	1.0	0	0	0	0	33	52%
Dec 9	at Oak	L	1/0	3	2	0.0	0	0	0	0	31	46%
Dec 16	NE	W	1/1	3	1	0.0	0	0	0	0	31	50%
Dec 23	at NO	L	1/1	0	0	0.0	0	0	0	0	30	46%
Dec 30	Cin	W	1/1	4	2	0.0	0	0	0	0	24	49%
Totals			16/14	49	32	6.5	0	1	0	0	455	44%

MULTI-SACK GAMES (2)		
Date	Opponent	Sacks
12/13/20	vs. New Orleans Saints (W, 24-21)	2.0
11/18/18	at Jacksonville Jaguars (W, 20-16)	2.0

- Recovered a fumble by Browns QB **Josh McCown** (forced by Steelers LB **Ryan Shazier**) in the end zone for his first career TD in the 24-9 victory at Cle. (11/20/16)

COLLEGE HIGHLIGHTS

- Started each of his 47 career games played at South Carolina State (2012-15), totaling 200 tackles, 62 TFLs, 37.0 sacks, 5 FFs and 2 FRs ... Selected a two-time SBN Sports Mel Blount Defensive Player of the Year and Defensive Player of the Year in the Mid-Eastern Athletic Conference (2014-15)
- In 2015, ranked 5th in the FCS with 22 TFLs ... Led the MEAC and finished 3rd in the FCS with 16.0 sacks in 2014 ... Voted second-team All-MEAC for the 2013 season

BIRDSEED

- Majored in sports communication at South Carolina State
- Attended North Roan (NC) High School, lettering in football, basketball and track ... Garnered all-state and all-county honors in football and was named Defensive Player of the Year twice ... A member of his high school's 2011 basketball state title team and was named Player of the Year following his junior season
- Is the son of Yvette and Tim Bates

TRANSACTIONS

- 3/18/20** - Agreed to terms with PHI on 3-year contract ... **2016** - Drafted by PIT in 3rd round (89th overall)



2017 GAME-BY-GAME STATISTICS (PIT)

Date	Opp	GP/S	Tot	Solo	Sk	Int	PD	FF	FR	Snaps	Pct
Sep 10	at Cle	W	1/1	3	3	1.0	0	0	0	25	38%
Sep 17	Min	W	1/0	0	0	0.0	0	0	0	23	35%
Sep 24	at Chi	L	1/1	2	2	1.0	0	0	0	38	59%
Oct 1	at Bal	W	1/1	1	0	0.0	0	0	0	29	42%
Oct 8	Jax	L	1/1	10	4	0.0	0	0	0	33	61%
Oct 15	at KC	W	1/1	0	0	0.0	0	0	0	21	39%
Oct 22	Cin	W	1/1	3	1	0.0	0	0	0	28	55%
Oct 29	at Det	W	1/1	2	2	0.0	0	0	0	39	55%
Nov 12	at Ind	W	1/1	0	0	0.0	0	1	0	28	48%
Nov 16	Ten	W	1/0	3	2	0.0	0	0	0	23	35%
Nov 26	GB	W	1/0	1	1	0.0	0	0	0	20	36%
Dec 4	at Cin	W	1/0	0	0	0.0	0	0	0	22	34%
Dec 10	Bal	W	1/1	4	4	0.0	0	0	1	39	61%
Dec 17	NE	L	1/1	1	1	0.0	0	0	0	39	66%
Dec 25	at Hou	W	1/1	1	0	0.0	0	0	0	18	33%
Dec 31	Cle	W	1/1	1	1	0.0	0	0	0	30	46%
Totals			16/12	32	21	2.0	0	1	1	455	46%

PLAYOFFS

Jan 14	Jax	L	1/1	1	1	0.0	0	0	0	23	38%
Totals			1/1	1	1	0.0	0	0	0	23	38%

2016 GAME-BY-GAME STATISTICS (PIT)

Date	Opp	GP/S	Tot	Solo	Sk	Int	PD	FF	FR	Snaps	Pct		
Sep 12	at Was	W	1/0	0	0	0.0	0	0	0	13	22%		
Sep 18	Cin	W	1/1	1	1	0.0	0	0	0	11	15%		
Sep 25	at Phi	L	1/1	1	1	0.0	0	0	0	13	20%		
Oct 2	KC	W	1/1	2	0	0.0	0	0	0	26	35%		
Oct 9	NYJ	W	1/0	2	2	0.0	0	0	0	32	55%		
Oct 16	at Mia	L	1/1	3	1	0.0	0	0	0	48	69%		
Oct 23	NE	L	1/1	1	1	0.0	0	0	0	44	77%		
Nov 6	at Bal	L	1/1	1	0	0.0	0	0	0	27	39%		
Nov 13	Dal	L	1/1	1	1	0.0	0	0	0	21	32%		
Nov 20	at Cle	W	1/1	1	1	1.0	0	0	0	41	62%		
Nov 24	at Ind	W	1/1	5	4	1.0	0	0	0	46	73%		
Dec 4	NYG	W	1/1	2	2	0.0	0	0	0	12	20%		
Dec 11	at Buf	W	0/0	INACTIVE									
Dec 18	at Cin	W	1/1	1	0	0.0	0	0	0	49	85%		
Dec 25	Bal	W	1/1	4	2	0.0	0	0	0	63	84%		
Jan 1	Cle	W	1/1	2	2	0.0	0	0	0	46	59%		
Totals			15/13	27	18	2.0	0	0	0	492	47%		

PLAYOFFS

Jan 8	Mia	W	1/1	1	0	0.0	0	0	0	50	77%
Jan 15	at KC	W	1/1	2	2	0.0	0	0	0	51	86%
Jan 22	at NE	L	1/1	5	2	1.0	0	0	0	52	70%
Totals			3/3	8	4	1.0	0	0	0	153	77%



ANTHONY HARRIS

SAFETY | 28



Height: 6-1 **Weight:** 202 **DOB:** Oct. 9, 1991 (Age 29)
NFL Experience: 7th Year (1st with Eagles) **Draft:** UDFA-15 by MIN **Acquired:** FA-Min-21
College: Virginia **Hometown (HS):** Chesterfield, VA (Lloyd C. Bird)

CAREER STATISTICS

Year	Team	GP/S	TACKLES					PASS DEFENSE					FUMBLES			DEF SNAPS	
			Total	Solo	Asst	TFL	Sacks	Int	Yds	Lg	TD	PD	FF	FR	Yds	No	Pct
2015	Minnesota	4/2	15	12	3	0	0.0	0	0	--	0	2	0	0	0	147	14%
2016	Minnesota	16/3	35	24	11	0	0.0	0	0	--	0	1	0	1	0	234	23%
2017	Minnesota	16/3	12	11	1	0	0.0	0	0	--	0	1	1	2	0	197	20%
2018	Minnesota	15/9	42	31	11	0	0.0	3	33	33	0	6	0	0	0	623	60%
2019	Minnesota	14/14	60	35	25	1	0.0	6	42	20t	1	11	0	1	0	909	83%
2020	Minnesota	16/16	104	58	46	2	0.0	0	0	--	0	7	0	0	0	1,074	100%
Totals		81/47	268	171	97	3	0.0	9	75	33	1	28	1	4	0	---	---

PLAYOFFS

2015	Minnesota	1/0	0	0	0	0	0.0	0	0	--	0	0	0	0	0	0	0%
2017	Minnesota	2/0	9	7	2	0	0.0	0	0	--	0	0	0	0	0	57	43%
2019	Minnesota	2/2	9	5	4	0	0.0	1	30	30	0	1	0	0	0	127	100%
Totals		5/2	18	12	6	0	0.0	1	30	30	0	1	0	0	0	---	---

ADDITIONAL STATISTICS

Special Teams Tackles: 23 - 2018 (6), 2017 (8), 2016 (9) **Postseason Special Teams Tackles:** 3 - 2017 (3)

CAREER HIGHS

Tackles	15	12/18/16 vs. Ind.
Sacks	--	---
INTs	2	2x, last: 9/8/19 vs. Atl.
PDs	3	11/18/18 at Chi.
FFs	1	11/19/17 vs. LAR
FRs	1	4x, last: 9/8/19 vs. Atl.

Nickname: Ant or Catman (owns two cats) ... **Hobbies:** Fishing and attending concerts/sporting events ... **First job:** "I was hired as a bouncer in college and was promoted to barback and then bartender." ... **Desired talent:** Learn how to play an instrument (piano or guitar) or work on a table as a DJ ... **NFL player he learned the most from:** Terrance Newman ... **Career if he wasn't playing football:** "I've always said I would be in mentoring, helping people through life and figuring out their direction, whether that's as a motivational speaker, psychologist or counselor."



CAREER HIGHLIGHTS

- Named to the PFWA **All-NFC** Team after tying **Stephon Gilmore** and **Tre'Davious White** for the league lead with a career-high 6 INTs during the 2019 season ... Became the fourth player in Vikings history to own a share of the most INTs in the NFL

2020 SEASON - VIKINGS

- Appeared in all 1,074 defensive snaps for the Vikings and produced a career-high 104 tackles (58 solo) along with 7 PDs ... Ranked 3rd on the team and 8th among NFL DBs in tackles, behind **Budda Baker** (118) and **John Johnson** (105) in the NFC
- Recorded a season-high 11 tackles vs. Car. (11/29/20) ... Marked the 2nd-highest single-game total of his career

2019 SEASON - VIKINGS

- Earned PFWA **All-NFC** honors after tying for the NFL lead with a career-high 6 INTs (also **Stephon Gilmore** and **Tre'Davious White**) ... Became the fourth player in Vikings history to own a share of the league's INTs crown for a season ... Also tallied 60 tackles (35 solo), a career-high 11 PDs, 1 FR and 1 TD
- Intercepted Saints QB **Drew Brees** in the Wild Card victory at NO (1/5/20) ... Including playoffs, became the only player to have at least 7 INTs during the 2019 season ... His 30-yard return tied for the 4th-longest INT return in Vikings postseason history
- Picked off Packers QB **Aaron Rodgers** vs. GB (12/23/19)
- Logged an INT of Chargers QB **Philip Rivers** in the win at LAC (12/15/19) ... Added 4 tackles (2 solo), including 1 TFL
- Scored his first career TD by intercepting a batted pass by Seahawks QB **Russell Wilson** and returning it 20 yards for a second-quarter score at Sea. (12/2/19)

2020 GAME-BY-GAME STATISTICS (MIN)												
Date	Opp		GP/S	Tot	Solo	Sk	Int	PD	FF	FR	Snaps	Pct
Sep 13	GB	L	1/1	8	5	0.0	0	0	0	0	78	100%
Sep 20	at Ind	L	1/1	6	3	0.0	0	0	0	0	73	100%
Sep 27	Ten	L	1/1	8	6	0.0	0	1	0	0	75	100%
Oct 4	at Hou	W	1/1	5	3	0.0	0	0	0	0	65	100%
Oct 11	at Sea	L	1/1	4	3	0.0	0	0	0	0	54	100%
Oct 18	Atl	L	1/1	8	5	0.0	0	1	0	0	80	100%
Nov 1	at GB	W	1/1	6	5	0.0	0	1	0	0	74	100%
Nov 8	Det	W	1/1	5	3	0.0	0	0	0	0	75	100%
Nov 16	at Chi	W	1/1	5	4	0.0	0	1	0	0	50	100%
Nov 22	Dal	L	1/1	7	3	0.0	0	0	0	0	66	100%
Nov 29	Car	W	1/1	11	2	0.0	0	0	0	0	65	100%
Dec 6	Jax	W	1/1	5	2	0.0	0	1	0	0	71	100%
Dec 13	at TB	L	1/1	3	2	0.0	0	0	0	0	51	100%
Dec 20	Chi	L	1/1	7	4	0.0	0	0	0	0	64	100%
Dec 25	at NO	L	1/1	8	1	0.0	0	0	0	0	75	100%
Jan 3	at Det	W	1/1	8	7	0.0	0	2	0	0	58	100%
Totals			16/16	104	58	0.0	0	7	0	0	1,074	100%

- ▶ Grabbed an INT against QB **Dwayne Haskins** vs. Was. (10/24/19)
- ▶ Earned **NFC Defensive Player of the Week** recognition after re-cording a career-high-tying 2 INTs against Falcons QB **Matt Ryan** and adding 1 FR with 5 tackles (3 solo) in the season-opening victory vs. Atl. (9/8/19) ... Became the 15th player in Vikings history to produce 3 takeaways in a single game

2018 SEASON - VIKINGS

- ▶ Took over a starting role (nine starts) and totaled 42 tackles (31 solo), 6 PDs and 3 INTs ... Added 6 special teams tackles
- ▶ Posted his first career multi-INT game (career-high 2 INTs and 3 PDs) against Bears QB **Mitchell Trubisky** at Chi. (11/18/18)
- ▶ Picked off Cardinals QB **Josh Rosen** and had 2 PDs in the win vs. Ari. (10/14/18) ... Also notched 3 special teams tackles

2017 SEASON - VIKINGS

- ▶ Finished the year with 12 tackles (11 solo), 1 PD and 1 FF while adding 8 special teams tackles ... Contributed to the NFL's No. 1-ranked defense in the regular season
- ▶ Led the Vikings with 7 tackles (6 solo), 1 PD, 1 FF and 1 FR in the win vs. LAR (11/19/17) ... Had a game-changing FF against Rams WR **Cooper Kupp** which he recovered at the 1-yard line
- ▶ Posted 3 solo tackles and 1 FR int he win at Cle. (10/29/17)

2016 SEASON - VIKINGS

- ▶ Produced 35 tackles (24 solo), 1 PD and 1 FR ... Also totaled a career-high 9 special teams tackles
- ▶ Logged 8 tackles (5 solo) and 1 FR in the win vs. Chi. (1/1/17)
- ▶ Registered a team-leading, career-high 15 tackles (9 solo) and tallied 1 PD vs. Ind. (12/18/16)

2015 SEASON - VIKINGS

- ▶ Recorded 15 tackles (12 solo) and 2 PDs over the last final four games (two starts) of the season ... Joined QB **Taylor Heinicke** as the only Vikings UDFA's to make the 53-man roster

2019 GAME-BY-GAME STATISTICS (MIN)														
Date	Opp		GP/S	Tot	Solo	Sk	Int	PD	FF	FR	Snaps	Pct		
Sep 8	Atl	W	1/1	5	3	0.0	2	2	0	1	74	100%		
Sep 15	at GB	L	1/1	7	5	0.0	0	0	0	0	71	100%		
Sep 22	Oak	W	1/1	2	2	0.0	0	0	0	0	51	86%		
Sep 29	at Chi	L	1/1	4	3	0.0	0	0	0	0	55	79%		
Oct 6	at NYG	W	1/1	4	1	0.0	0	1	0	0	68	100%		
Oct 13	Phi	W	1/1	6	4	0.0	0	1	0	0	63	98%		
Oct 20	at Det	W	1/1	7	5	0.0	0	1	0	0	75	100%		
Oct 24	Was	W	1/1	2	0	0.0	1	1	0	0	43	100%		
Nov 3	at KC	L	1/1	5	3	0.0	0	0	0	0	59	100%		
Nov 10	at Dal	W	1/1	3	3	0.0	0	1	0	0	71	100%		
Nov 17	Den	W	0/0	INACTIVE										
Dec 2	at Sea	L	1/1	7	2	0.0	1	1	0	0	75	100%		
Dec 8	Det	W	1/1	1	1	0.0	0	0	0	0	65	92%		
Dec 15	at LAC	W	1/1	4	2	0.0	1	1	0	0	62	100%		
Dec 23	GB	L	1/1	3	1	0.0	1	2	0	0	77	100%		
Dec 29	Chi	L	0/0	INACTIVE										
Totals			14/14	60	35	0.0	6	11	0	1	909	83%		
PLAYOFFS														
Jan 5	at NO	W	1/1	3	1	0.0	1	1	0	0	56	100%		
Jan 11	at SF	L	1/1	6	4	0.0	0	0	0	0	71	100%		
Totals			2/2	9	5	0.0	1	1	0	0	127	100%		



2018 GAME-BY-GAME STATISTICS (MIN)												
Date	Opp		GP/S	Tot	Solo	Sk	Int	PD	FF	FR	Snaps	Pct
Sep 9	SF	W	1/0	0	0	0.0	0	0	0	0	0	0%
Sep 16	at GB	T	1/0	0	0	0.0	0	0	0	0	0	0%
Sep 23	Buf	L	1/0	0	0	0.0	0	0	0	0	0	0%
Sep 27	at LAR	L	0/0	INACTIVE								
Oct 7	at Phi	W	1/0	0	0	0.0	0	0	0	0	0	0%
Oct 14	Ari	W	1/0	0	0	0.0	1	2	0	0	15	26%
Oct 21	at NYJ	W	1/0	1	0	0.0	0	0	0	0	26	37%
Oct 28	NO	L	1/1	2	1	0.0	0	0	0	0	49	93%
Nov 4	Det	W	1/1	5	3	0.0	0	0	0	0	70	100%
Nov 18	at Chi	L	1/1	4	3	0.0	2	3	0	0	74	100%
Nov 25	GB	W	1/1	2	1	0.0	0	0	0	0	53	100%
Dec 2	at NE	L	1/1	7	5	0.0	0	1	0	0	74	100%
Dec 10	at Sea	L	1/1	8	6	0.0	0	0	0	0	66	100%
Dec 16	Mia	W	1/1	3	2	0.0	0	0	0	0	53	100%
Dec 23	at Det	W	1/1	5	5	0.0	0	0	0	0	75	100%
Dec 30	Chi	L	1/1	5	5	0.0	0	0	0	0	68	100%
Totals			15/9	42	31	0.0	3	6	0	0	623	60%

COLLEGE HIGHLIGHTS

- ▶ Appeared in 49 career games (35 starts) at Virginia and finished with 289 tackles, 11 INTs, 2.0 sacks and 2 FFs ... Ended his career ranked 10th in school history with 11 INTs
- ▶ Started all 12 games as a senior and posted a career-high 108 tackles en route to All-ACC recognition
- ▶ As a junior, named first-team All-ACC and second-team Walter Camp All-America after registering a career-high 8 INTs ... His 8 INTs were the most by a Cavalier since **Ronde Barber** in 1994 ... Set a school record with an INT in five consecutive games

BIRDSEED

- ▶ Earned a bachelor's degree in sociology from Virginia
- ▶ Owns a Cryotherapy business, CryoRVA, in the Richmond area
- ▶ A standout at QB, WR and DB at Lloyd C. Bird (VA) High School, where he earned all-state honors as a junior and senior at DB ... Notched more than 1,000 passing yards and 800 rushing yards as a junior QB ... Also started on the basketball team
- ▶ His grandfather is an Army veteran

TRANSACTIONS

- ▶ **3/20/21** - Agreed to terms with PHI on 1-year contract ... **5/18/20** - Signed by MIN to franchise tender ... **3/8/18** - Re-signed by MIN ... **12/10/15** - Signed by MIN to active roster from practice squad ... **9/6/15** - Signed by MIN to practice squad ... **9/5/15** - Waived by MIN ... **2015** - Signed by MIN as UDFA

2017 GAME-BY-GAME STATISTICS (MIN)												
Date	Opp		GP/S	Tot	Solo	Sk	Int	PD	FF	FR	Snaps	Pct
Sep 11	NO	W	1/0	0	0	0.0	0	0	0	0	0	0%
Sep 17	at Pit	L	1/0	0	0	0.0	0	0	0	0	0	0%
Sep 24	TB	W	1/0	0	0	0.0	0	0	0	0	0	0%
Oct 1	Det	L	1/0	0	0	0.0	0	0	0	0	0	0%
Oct 9	at Chi	W	1/0	0	0	0.0	0	0	0	0	1	2%
Oct 15	GB	W	1/1	2	2	0.0	0	0	0	0	66	100%
Oct 22	Bal	W	1/0	0	0	0.0	0	0	0	0	0	0%
Oct 29	at Cle	W	1/1	3	3	0.0	0	0	0	1	57	97%
Nov 12	at Was	W	1/0	0	0	0.0	0	0	0	0	0	0%
Nov 19	LAR	W	1/1	7	6	0.0	0	1	1	1	59	100%
Nov 23	at Det	W	1/0	0	0	0.0	0	0	0	0	0	0%
Dec 3	at Atl	W	1/0	0	0	0.0	0	0	0	0	0	0%
Dec 10	at Car	L	1/0	0	0	0.0	0	0	0	0	0	0%
Dec 17	Cin	W	1/0	0	0	0.0	0	0	0	0	14	27%
Dec 23	at GB	W	1/0	0	0	0.0	0	0	0	0	0	0%
Dec 31	Chi	W	1/0	0	0	0.0	0	0	0	0	0	0%
Totals			16/3	12	11	0.0	0	1	1	2	197	20%

PLAYOFFS

Jan 14	NO	W	1/0	3	2	0.0	0	0	0	0	24	35%
Jan 21	at Phi	L	1/0	6	5	0.0	0	0	0	0	33	51%
Totals			2/0	9	7	0.0	0	0	0	0	57	43%



2016 GAME-BY-GAME STATISTICS (MIN)

Date	Opp	GP/S	Tot	Solo	Sk	Int	PD	FF	FR	Snaps	Pct
Sep 11	at Ten	W	1/0	0	0	0.0	0	0	0	0	2%
Sep 18	GB	W	1/0	0	0	0.0	0	0	0	0	0%
Sep 25	at Car	W	1/0	0	0	0.0	0	0	0	0	0%
Oct 3	NYG	W	1/0	0	0	0.0	0	0	0	0	0%
Oct 9	Hou	W	1/0	0	0	0.0	0	0	0	0	0%
Oct 23	at Phi	L	1/0	0	0	0.0	0	0	0	0	0%
Oct 31	at Chi	L	1/0	4	2	0.0	0	0	0	48	79%
Nov 6	Det	L	1/0	1	1	0.0	0	0	0	6	9%
Nov 13	at Was	L	1/0	0	0	0.0	0	0	0	0	0%
Nov 20	Ari	W	1/0	0	0	0.0	0	0	0	0	0%
Nov 24	at Det	L	1/0	0	0	0.0	0	0	0	0	0%
Dec 1	Dal	L	1/0	0	0	0.0	0	0	0	1	2%
Dec 11	at Jax	W	1/1	7	0	0.0	0	0	0	66	100%
Dec 18	Ind	L	1/1	15	9	0.0	0	1	0	70	100%
Dec 24	at GB	L	1/0	0	0	0.0	0	0	0	0	0%
Jan 1	Chi	W	1/1	8	5	0.0	0	0	0	42	70%
Totals			16/3	35	24	0.0	0	1	0	234	23%

2015 GAME-BY-GAME STATISTICS (MIN)

Date	Opp	GP/S	Tot	Solo	Sk	Int	PD	FF	FR	Snaps	Pct		
Sep 14	at SF	L	---	VIKINGS PRACTICE SQUAD									
Sep 20	Det	W	---	VIKINGS PRACTICE SQUAD									
Sep 27	SD	W	---	VIKINGS PRACTICE SQUAD									
Oct 4	at Den	L	---	VIKINGS PRACTICE SQUAD									
Oct 18	KC	W	---	VIKINGS PRACTICE SQUAD									
Oct 25	at Det	W	---	VIKINGS PRACTICE SQUAD									
Nov 1	at Chi	W	---	VIKINGS PRACTICE SQUAD									
Nov 8	StL	W	---	VIKINGS PRACTICE SQUAD									
Nov 15	at Oak	W	---	VIKINGS PRACTICE SQUAD									
Nov 22	GB	L	---	VIKINGS PRACTICE SQUAD									
Nov 29	at Atl	W	---	VIKINGS PRACTICE SQUAD									
Dec 6	Sea	L	---	VIKINGS PRACTICE SQUAD									
Dec 10	at Ari	L	1/1	8	7	0.0	0	1	0	0	67	100%	
Dec 20	Chi	W	1/1	5	4	0.0	0	1	0	0	63	98%	
Dec 27	NYG	W	1/0	2	1	0.0	0	0	0	0	17	27%	
Jan 3	at GB	W	1/0	0	0	0.0	0	0	0	0	0	0%	
Totals			4/2	15	12	0.0	0	2	0	0	147	14%	

PLAYOFFS

Jan 10	Sea	L	1/0	0	0	0.0	0	0	0	0	0	0%
Totals			1/0	0	0	0.0	0	0	0	0	0	0%



WILLIE HENRY

DEFENSIVE TACKLE | 74



Height: 6-3 Weight: 288 DOB: March 20, 1994 (Age 27)

NFL Experience: 4th Year (1st with Eagles) Draft: D4-16 (132nd overall) by BAL Acquired: FA-21

College: Michigan Hometown (HS): Cleveland, OH (Glenville)

CAREER STATISTICS

Year	Team	GP/S	TACKLES					PASS DEFENSE					FUMBLES			DEF SNAPS		
			Total	Solo	Asst	TFL	Sacks	Int	Yds	Lg	TD	PD	FF	FR	Yds	No	Pct	
2016	Baltimore	0/0	0	0	0	0	0.0	0	0	--	0	0	0	0	0	0	0	0%
2017	Baltimore	14/3	33	24	9	6	3.5	0	0	--	0	5	0	1	16	597	55%	
2018	Baltimore	3/0	3	2	1	1	1.0	0	0	--	0	0	0	0	0	82	8%	
2020	San Francisco	1/0	0	0	0	0	0.0	0	0	--	0	0	0	0	0	4	1%	
Totals		18/3	36	26	10	7	4.5	0	0	--	0	5	0	1	16	---	---	

PLAYOFFS

2018	Baltimore	0/0	RESERVE/INJURED (10/23/18)															
Totals		0/0	0	0	0	0	0.0	0	0	--	0	0	0	0	0	0	---	---

CAREER HIGHS

Tackles	5	4x, last: 12/23/17 vs. Ind.
Sacks	2.0	11/19/17 at GB
INTs	--	---
PDs	2	2x, last: 10/8/17 at Oak.
FFs	--	---
FRs	1	12/3/17 vs. Det.

2017 SEASON - RAVENS

- ▶ Saw action in 597 defensive snaps (55%) and totaled 32 tackles (23 solo), 5 PDs (2nd among AFC DTs), 3.5 sacks and 1 FR
- ▶ Produced 2 tackles and 1 FR on **Eric Weddle's** strip-sack against Lions QB **Matthew Stafford** in the 44-20 win vs. Det. (12/3/17)
- ▶ Recorded 5 tackles and a career-high 2.0 sacks against Packers QB **Brett Hundley** in the 23-0 victory at GB (11/19/17)
- ▶ Posted a career-high 2 PDs in back-to-back games at Oakland (10/8/17) and vs. Pittsburgh (10/1/17)

COLLEGE HIGHLIGHTS

- ▶ Appeared in 33 career games (21 starts) at Michigan, posting 86 tackles (40 solo), 18.5 TFLs, 10.0 sacks and 1 INT (TD)
- ▶ Earned Big Ten honorable mention as a junior in 2015, recording career highs in tackles (34), TFLs (10) and sacks (6.5)
- ▶ Named to the All-Big Ten Freshman Team by *ESPN.com* in 2013 after tallying 32 tackles, 3 TFLs and a blocked PAT

BIRDSEED

- ▶ Attended Glenville (OH) High School, where he was mentored by legendary high school coach Ted Ginn Sr. ... Produced 10.0 sacks as a senior ... Played both football and basketball

TRANSACTIONS

- ▶ **5/25/21** - Signed by PHI ... **12/22/20** - Signed by HOU to practice squad ... **12/15/20** - Released by SF from practice squad ... **11/28/20** - Elevated by SF from practice squad for Week 12 vs. L.A. Rams ... **10/27/20** - Signed by SF to practice squad ... **7/28/20** - Waived/injured by SF ... **1/22/20** - Signed by SF to reserve/future contract ... **8/30/19** - Released by BAL ... **10/23/18** - Placed on Reserve/Injured ... **11/15/16** - Placed on Reserve/Injured ... **2016** - Drafted by BAL in 4th round (132nd overall)



2020 GAME-BY-GAME STATISTICS (SF & HOU)

Date	Opp	GP/S	Tot	Solo	Sk	Int	PD	FF	FR	Snaps	Pct		
NOT ON NFL ROSTER													
NOT ON NFL ROSTER													
NOT ON NFL ROSTER													
NOT ON NFL ROSTER													
NOT ON NFL ROSTER													
NOT ON NFL ROSTER													
SIGNED BY 49ERS TO PRACTICE SQUAD (10/27/20)													
Nov 1	at Sea	L	---	49ERS PRACTICE SQUAD									
Nov 5	GB	L	---	49ERS PRACTICE SQUAD									
Nov 15	at NO	L	---	49ERS PRACTICE SQUAD									
Nov 29	at LAR	W	1/0	0	0	0.0	0	0	0	0	4 6%		
Dec 7	Buf	L	---	49ERS PRACTICE SQUAD									
Dec 13	Was	L	---	49ERS PRACTICE SQUAD									
RELEASED BY SF (12/15/20); SIGNED BY HOU TO PRACTICE SQUAD (12/22/20)													
Dec 27	Cin	L	---	TEXANS PRACTICE SQUAD									
Jan 3	Ten	L	---	TEXANS PRACTICE SQUAD									
Totals			1/0	0	0	0.0	0	0	0	0	4 1%		

2018 GAME-BY-GAME STATISTICS (BAL)

Date	Opp	GP/S	Tot	Solo	Sk	Int	PD	FF	FR	Snaps	Pct		
Sep 9	Buf	W	0/0	INACTIVE									
Sep 13	at Cin	L	0/0	INACTIVE									
Sep 23	Den	W	0/0	INACTIVE									
Sep 30	at Pit	W	0/0	INACTIVE									
Oct 7	at Cle	L	1/0	2	1	1.0	0	0	0	0	39 49%		
Oct 14	at Ten	W	1/0	0	0	0.0	0	0	0	0	23 52%		
Oct 21	NO	L	1/0	1	1	0.0	0	0	0	0	20 28%		
Oct 28	at Car	L	0/0	RESERVE/INJURED									
Nov 4	Pit	L	0/0	RESERVE/INJURED									
Nov 18	Cin	W	0/0	RESERVE/INJURED									
Nov 25	Oak	W	0/0	RESERVE/INJURED									
Dec 2	at Atl	W	0/0	RESERVE/INJURED									
Dec 9	at KC	L	0/0	RESERVE/INJURED									
Dec 16	TB	W	0/0	RESERVE/INJURED									
Dec 22	at LAC	W	0/0	RESERVE/INJURED									
Dec 30	Cle	W	0/0	RESERVE/INJURED									
Totals			3/0	3	2	1.0	0	0	0	0	82 8%		

PLAYOFFS

Jan 6	LAC	L	0/0	RESERVE/INJURED									
Totals			0/0	0	0	0.0	0	0	0	0	0 0%		

2017 GAME-BY-GAME STATISTICS (BAL)

Date	Opp	GP/S	Tot	Solo	Sk	Int	PD	FF	FR	Snaps	Pct		
Sep 10	at Cin	W	0/0	INACTIVE									
Sep 17	Cle	W	0/0	INACTIVE									
Sep 24	Jax	L	1/0	5	4	0.0	0	0	0	0	46 63%		
Oct 1	Pit	L	1/0	1	1	0.0	0	2	0	0	31 41%		
Oct 8	at Oak	W	1/0	5	3	0.0	0	2	0	0	42 75%		
Oct 15	Chi	L	1/1	3	2	0.5	0	0	0	0	68 85%		
Oct 22	at Min	L	1/0	0	0	0.0	0	0	0	0	11 17%		
Oct 26	Mia	W	1/0	0	0	0.0	0	0	0	0	35 53%		
Nov 5	at Ten	L	1/0	3	1	0.0	0	0	0	0	43 83%		
Nov 19	at GB	W	1/1	5	5	2.0	0	0	0	0	52 76%		
Nov 27	Hou	W	1/0	3	2	0.0	0	1	0	0	45 66%		
Dec 3	Det	W	1/0	2	1	0.0	0	0	0	1	44 70%		
Dec 10	at Pit	L	1/0	0	0	0.0	0	0	0	0	62 70%		
Dec 17	at Cle	W	1/0	1	1	0.0	0	0	0	0	44 70%		
Dec 23	Ind	W	1/0	5	4	1.0	0	0	0	0	33 53%		
Dec 31	Cin	L	1/1	0	0	0.0	0	0	0	0	41 52%		
Totals			14/3	33	24	3.5	0	5	0	1	597 55%		

2016 GAME-BY-GAME STATISTICS (BAL)

Date	Opp	GP/S	Tot	Solo	Sk	Int	PD	FF	FR	Snaps	Pct		
Sep 11	Buf	W	0/0	INACTIVE									
Sep 18	at Cle	W	0/0	INACTIVE									
Sep 25	at Jax	W	0/0	INACTIVE									
Oct 2	Oak	L	0/0	INACTIVE									
Oct 9	Was	L	0/0	INACTIVE									
Oct 16	at NYG	L	0/0	INACTIVE									
Oct 23	at NYJ	L	0/0	DID NOT PLAY									
Nov 6	Pit	W	0/0	INACTIVE									
Nov 10	Cle	W	0/0	INACTIVE									
Nov 20	at Dal	L	0/0	RESERVE/INJURED									
Nov 27	Cin	W	0/0	RESERVE/INJURED									
Dec 4	Mia	W	0/0	RESERVE/INJURED									
Dec 12	at NE	L	0/0	RESERVE/INJURED									
Dec 18	Phi	W	0/0	RESERVE/INJURED									
Dec 25	at Pit	L	0/0	RESERVE/INJURED									
Jan 1	at Cin	L	0/0	RESERVE/INJURED									
Totals			0/0	0	0	0.0	0	0	0	0	0 0%		



NATE HERBIG

CENTER/GUARD | 67



Height: 6-4 **Weight:** 334 **DOB:** July 10, 1998 (Age 23)
NFL Experience: 3rd Year (3rd with Eagles) **Draft:** UDFA-19 by PHI
College: Stanford **Hometown (HS):** Honolulu, HI (Saint Louis School)

CAREER STATISTICS

			STARTS			OFF SNAPS	
Year	Team	GP/S	LG	C	RG	No	Pct
2019	Philadelphia	2/0	0	0	0	3	1%
2020	Philadelphia	15/12	5	0	7	891	79%
Totals		17/12	5	0	7	---	---

PLAYOFFS							
Year	Team	GP/S	LG	C	RG	No	Pct
2019	Philadelphia	1/0	0	0	0	0	0%
Totals		1/0	0	0	0	---	---



CAREER HIGHLIGHTS

- ▶ Played in 15 games in 2020, including starts at LG (five) and RG (seven) ... Appeared in the 2nd-most snaps (891, 79%) among Eagles OL, trailing only **Jason Kelce** (1,124, 99%) ... Allowed only 2 sacks ... Blocked for a unit that ranked 3rd in rushing average (5.0) and 9th in rushing yards per game (126.7) ... Made his first career start at RG in the season opener at Was. (9/13/20)

COLLEGE HIGHLIGHTS

- ▶ Played collegiately at Stanford, where he received second-team All-Pac-12 honors and was named preseason first-team All-America by the *Associated Press* as a junior in 2018 ... Played in seven games (all starts), opening six contests at RG and one at RT, and was named to the Outland Trophy watch list
- ▶ Appeared in 13 games as a sophomore in 2017 and was voted a first-team All-Pac-12 selection ... In 2016, became the first true freshman to start on the Cardinal's OL since 2012 and just the second true freshman to do so since 2000


BIRDSEED

- ▶ Attended the Saint Louis School in Honolulu, HI, where he was named first-team all-state and all-conference ... Helped lead the Crusaders to a pair of conference championships
- ▶ Originally born in Lihue, HI ... Moved from Kauai to Oahu during his high school years ... Is the son of Bruce and Robyn Herbig and has two brothers, Jake and Nick (plays OLB at Wisconsin)

TRANSACTIONS

- ▶ **2019** - Signed by PHI as UDFA

First job: Selling lemonade in his front yard ... **Surprisingly good at:** Floating in water ... **Bucket list:** Travel to Italy ... **Moment left starstruck:** Meeting Jason Peters ... **Favorite meal:** "My mom's fried chicken."



JOHN HIGHTOWER

WIDE RECEIVER | 82



Height: 6-2 Weight: 190 DOB: May 31, 1996 (Age 25)

NFL Experience: 2nd Year (2nd with Eagles) Draft: D5-20 (168th overall) by PHI

College: Boise State Hometown (HS): Upper Marlboro, MD (Riverdale Baptist)

CAREER STATISTICS

Year	Team	GP/S	RECEIVING					OFF SNAPS	
			Rec	Yds	Avg	Lg	TD	No	Pct
2020	Philadelphia	13/4	10	167	16.7	59	0	346	31%
Totals		13/4	10	167	16.7	59	0	---	---

ADDITIONAL STATISTICS

Rushing: 1-1 - 2020 (1-1)

CAREER HIGHS

Receptions	2	3x, last: 10/11/20 at Pit.
Receiving Yards	59	10/22/20 vs. NYG
Receiving Long	59	10/22/20 vs. NYG
Receiving TDs	--	---

2020 GAME-BY-GAME STATISTICS (PHI)

Date	Opp	GP/S	RECEIVING					SNAPS		
			Rec	Yds	Avg	Lg	TD	No	Pct	
Sep 13	at Was	L	1/0	1	-2	-2.0	-2	0	27	40%
Sep 20	LAR	L	1/0	0	0	---	--	0	7	10%
Sep 27	Cin	T	1/1	2	19	9.5	11	0	78	86%
Oct 4	at SF	W	1/1	2	22	11.0	13	0	50	81%
Oct 11	at Pit	L	1/1	2	18	9.0	9	0	48	81%
Oct 18	Bal	L	1/1	1	50	50.0	50	0	43	60%
Oct 22	NYG	W	1/0	1	59	59.0	59	0	30	37%
Nov 1	Dal	W	1/0	0	0	---	--	0	10	16%
Nov 15	at NYG	L	1/0	0	0	---	--	0	3	4%
Nov 22	at Cle	L	1/0	0	0	---	--	0	1	1%
Nov 30	Sea	L	1/0	1	1	1.0	1	0	19	27%
Dec 6	at GB	L	1/0	0	0	---	--	0	18	29%
Dec 13	NO	W	0/0	INACTIVE						
Dec 20	at Ari	L	0/0	INACTIVE						
Dec 27	at Dal	L	0/0	INACTIVE						
Jan 3	Was	L	1/0	0	0	---	--	0	12	18%
Totals			13/4	10	167	16.7	59	0	346	31%

2020 SEASON - EAGLES

- ▶ Caught 10 passes for 167 yards (16.7 avg.) as a rookie
- ▶ Recorded 50+ yard receptions in back-to-back games in Weeks 6-7 (50 yards on 10/18/20 vs. Baltimore; 59 yards on 10/22/20 vs. N.Y. Giants) ... According to Elias Sports, became the first Eagles rookie to register 50+ yard catches in consecutive games since **Mel Bleeker** in 1944 ... His two 50+ yard receptions were the most by an Eagles rookie since **Jeremy Maclin** in 2009 (2)

COLLEGE HIGHLIGHTS

- ▶ Played at Boise State (2018-19) and Hinds (MS) Community College (2016-17) ... Combined for 1,956 yards and 21 TDs on 113 receptions (17.3 avg.) during his collegiate career
- ▶ In 2019, earned All-Mountain West honors as a WR and KR after producing a career-high 1,736 all-purpose yards ... Led the conference with an 18.5 receiving average (min. 50 receptions) and posted team highs in receiving yards (943) and TDs (8)

BIRDSEED

- ▶ Also ran track at Hinds Community College ... Earned 6th-place honors in the 400m hurdles at the NJCAA outdoor nationals
- ▶ Prepped at Riverdale Baptist (MD) High School, where he played on both sides of the ball in football and competed in track ... Was a USA Track and Field 400m hurdle champion

TRANSACTIONS

- ▶ **2020** - Drafted by PHI in 5th round (168th overall)





LAVERT HILL

CORNERBACK | 47



Height: 5-10 **Weight:** 190 **DOB:** Oct. 3, 1998 (Age 22)

NFL Experience: 1st Year (1st with Eagles) **Draft:** UDFA-20 by KC **Acquired:** FA-20

College: Michigan **Hometown (HS):** Detroit, MI (Martin Luther King)

COLLEGE HIGHLIGHTS

- ▶ Appeared in 48 career games (38 starts) at Michigan, finishing as one of four players in school history with multiple INT-TDs while ranking 6th on the Wolverines' all-time list with 29 PDs
- ▶ A three-time All-Big Ten selection (2017, '18, '19) who earned All-America honors from the *Associated Press* in 2018 ... Also a semifinalist for the 2018 Jim Thorpe Award (nation's top DB)

BIRDSEED

- ▶ Prepped at Martin Luther King (MI) High School, where he helped lead the team to a MHSAA Division 2 state championship during his senior year ... Participated in the 2016 U.S. Army All-American Game and was named the event's "Air Defender of the Year"
- ▶ His brother, Lano, plays safety for the Seahawks

TRANSACTIONS

- ▶ **1/4/21** - Signed by PHI to reserve/future contract ... **12/8/20** - Signed by PHI to practice squad ... **11/24/20** - Released by KC from practice squad ... **9/6/20** - Signed by KC to practice squad ... **9/5/20** - Waived by KC ... **2020** - Signed by KC as UDFA

Biggest influences: His brother, Panthers DB Lano Hill, and his former Michigan teammate, Cowboys CB Jourdan Lewis ... **Favorite TV show:** *Criminal Minds* ... **Favorite movie:** *Friday After Next* ... **Favorite music artist:** Meek Mill ... **Favorite athlete growing up:** Kobe Bryant ... **Favorite quote:** "Leave no doubt."





ELIJAH HOLYFIELD

RUNNING BACK | 33



Height: 5-10 **Weight:** 215 **DOB:** Nov. 30, 1997 (Age 23)
NFL Experience: 1st Year (1st with Eagles) **Draft:** UDFA-19 by CAR **Acquired:** PS-Car-19
College: Georgia **Hometown (HS):** College Park, GA (Woodward Academy)

CAREER STATISTICS

			RUSHING					RECEIVING					OFF SNAPS		
Year	Team	GP/S	Att	Yds	Avg	Lg	TD	Rec	Yds	Avg	Lg	TD	TYS	No	Pct
2020	Philadelphia	1/0	0	0	---	--	0	0	0	---	--	0	0	0	0%
Totals		1/0	0	0	---	--	0	0	0	---	--	0	0	---	---

PLAYOFFS															
2019	Philadelphia	0/0	0	0	---	--	0	0	0	---	--	0	0	0	0%
Totals		0/0	0	0	---	--	0	0	0	---	--	0	0	---	---

CAREER HIGHS

Rush Attempts	--	---
Rushing Yards	--	---
Rushing Long	--	---
Rushing TDs	--	---
Receptions	--	---
Receiving Yards	--	---
Receiving Long	--	---
Receiving TDs	--	---
Scrimmage Yards	--	---
Offensive TDs	--	---

2020 SEASON - EAGLES

- ▶ Elevated from the practice squad for Week 11 at Cleveland ... Appeared in 5 special teams snaps

2019 SEASON - EAGLES

- ▶ Signed to Philadelphia's active roster during the first week of the postseason (inactive in the Wild Card round vs. Seattle)

COLLEGE HIGHLIGHTS

- ▶ Played collegiately at Georgia, where he was a team captain ... As a junior in 2018, rushed 159 times for 1,018 yards (6.4 avg.) and 7 TDs ... Joined fellow teammate **De'Andre Swift** (1,049) as two of eight SEC players to record at least 1,000+ rushing yards
- ▶ Saw action in 13 contests as a sophomore in 2017 ... Finished as the team's 4th-leading rusher with 293 yards and 2 TDs on 50 carries (5.9 avg.) ... Started in Georgia's 28-7 victory against Auburn in the SEC Championship game

BIRDSEED

- ▶ Majored in communications at Georgia ... Prepped at Woodward Academy (GA), where he amassed 1,735 yards and 25 TDs in 14 games as a junior ... Is the son of former cruiserweight and heavy-weight champion boxer Evander Holyfield

TRANSACTIONS

- ▶ **1/4/21** - Signed by PHI to reserve/future contract ... **11/21/20** - Elevated by PHI from practice squad for Week 11 at Cleveland ... **9/6/20** - Signed by PHI to practice squad ... **9/3/20** - Waived by PHI ... **12/31/19** - Signed by PHI to active roster from CAR practice squad ... **9/2/19** - Signed by CAR to practice squad ... **9/1/19** - Waived by CAR ... **2019** - Signed by CAR as UDFA



Bucket list: Deep sea diving and scuba diving (once swam with sharks in the Bahamas) ... **Famous relatives:** Father is Evander Holyfield; brother, Eleazar, is a professional boxer ... **Career if he wasn't playing football:** TV talk show host ... **If he could witness any moment in history:** The Roman gladiator era ... **Jersey number significance:** Any number he wears has to have a '3' in it ... **Favorite TV shows:** *House of Cards* and *Breaking Bad* ... **Favorite movie:** *300* ... **Favorite music artist:** Future

2020 GAME-BY-GAME STATISTICS (PHILADELPHIA)																		
Date	Opp		GP/S	RUSHING					RECEIVING					TYS	SNAPS			
				Att	Yds	Avg	Lg	TD	Rec	Yds	Avg	Lg	TD		No	Pct		
Sep 13	at Was	L	---						EAGLES PRACTICE SQUAD									
Sep 20	LAR	L	---						EAGLES PRACTICE SQUAD									
Sep 27	Cin	T	---						EAGLES PRACTICE SQUAD									
Oct 4	at SF	W	---						EAGLES PRACTICE SQUAD									
Oct 11	at Pit	L	---						EAGLES PRACTICE SQUAD									
Oct 18	Bal	L	---						EAGLES PRACTICE SQUAD									
Oct 22	NYG	W	---						EAGLES PRACTICE SQUAD									
Nov 1	Dal	W	---						EAGLES PRACTICE SQUAD									
Nov 15	at NYG	L	---						EAGLES PRACTICE SQUAD									
Nov 22	at Cle	L	1/0	0	0	---	--	0	0	0	---	--	0	0	0	0%		
Nov 30	Sea	L	---						EAGLES PRACTICE SQUAD									
Dec 6	at GB	L	---						EAGLES PRACTICE SQUAD									
Dec 13	NO	W	---						EAGLES PRACTICE SQUAD									
Dec 20	at Ari	L	---						EAGLES PRACTICE SQUAD									
Dec 27	at Dal	L	---						EAGLES PRACTICE SQUAD									
Jan 3	Was	L	---						EAGLES PRACTICE SQUAD									
Totals			1/0	0	0	---	--	0	0	0	---	--	0	0	0	0%		

2019 GAME-BY-GAME STATISTICS (CAROLINA & PHILADELPHIA)																		
Date	Opp		GP/S	RUSHING					RECEIVING					TYS	SNAPS			
				Att	Yds	Avg	Lg	TD	Rec	Yds	Avg	Lg	TD		No	Pct		
Sep 8	LAR	L	---						PANTHERS PRACTICE SQUAD									
Sep 12	TB	L	---						PANTHERS PRACTICE SQUAD									
Sep 22	at Ari	W	---						PANTHERS PRACTICE SQUAD									
Sep 29	at Hou	W	---						PANTHERS PRACTICE SQUAD									
Oct 6	Jax	W	---						PANTHERS PRACTICE SQUAD									
Oct 13	at TB	W	---						PANTHERS PRACTICE SQUAD									
Oct 27	at SF	L	---						PANTHERS PRACTICE SQUAD									
Nov 3	Ten	W	---						PANTHERS PRACTICE SQUAD									
Nov 10	at GB	L	---						PANTHERS PRACTICE SQUAD									
Nov 17	Atl	L	---						PANTHERS PRACTICE SQUAD									
Nov 24	at NO	L	---						PANTHERS PRACTICE SQUAD									
Dec 1	Was	L	---						PANTHERS PRACTICE SQUAD									
Dec 8	at Atl	L	---						PANTHERS PRACTICE SQUAD									
Dec 15	Sea	L	---						PANTHERS PRACTICE SQUAD									
Dec 22	at Ind	L	---						PANTHERS PRACTICE SQUAD									
Dec 29	NO	L	---						PANTHERS PRACTICE SQUAD									
Totals			0/0	0	0	---	--	0	0	0	---	--	0	0	0	0%		
PLAYOFFS																		
SIGNED BY EAGLES TO ACTIVE ROSTER FROM PANTHERS PRACTICE SQUAD (12/31/19)																		
Jan 5	Sea	L	0/0						INACTIVE									
Totals			0/0	0	0	---	--	0	0	0	---	--	0	0	0	0%		



JORDAN HOWARD

RUNNING BACK | 24



Height: 6-0 **Weight:** 224 **DOB:** Nov. 2, 1994 (Age 26)

NFL Experience: 6th Year (3rd with Eagles) **Draft:** D5-16 (150th overall) by CHI **Acquired:** FA-20

College: Indiana **Hometown (HS):** Gardendale, AL (Gardendale)

Pro Bowl: 2017 **All-Rookie:** 2016

CAREER STATISTICS

Year	Team	GP/S	RUSHING					RECEIVING					TYS	OFF SNAPS	
			Att	Yds	Avg	Lg	TD	Rec	Yds	Avg	Lg	TD		No	Pct
2016	Chicago	15/13	252	1,313	5.2	69	6	29	298	10.3	34	1	1,611	654	65%
2017	Chicago	16/16	276	1,122	4.1	53	9	23	125	5.4	12	0	1,247	576	58%
2018	Chicago	16/15	250	935	3.7	42	9	20	145	7.3	18	0	1,080	624	58%
2019	Philadelphia	10/4	119	525	4.4	20	6	10	69	6.9	20t	1	594	283	24%
2020	Miami	5/3	28	33	1.2	8	4	1	-3	-3.0	-3	0	30	50	5%
	Philadelphia	2/1	7	27	3.9	11	0	0	0	---	--	0	27	18	2%
	<i>Totals</i>	<i>7/4</i>	<i>35</i>	<i>60</i>	<i>1.7</i>	<i>11</i>	<i>4</i>	<i>1</i>	<i>-3</i>	<i>-3.0</i>	<i>-3</i>	<i>0</i>	<i>57</i>	<i>---</i>	<i>---</i>
Totals		64/52	932	3,955	4.2	69	34	83	634	7.6	34	2	4,589	---	---

PLAYOFFS

2018	Chicago	1/1	10	35	3.5	12	0	0	0	---	--	0	35	22	34%
2019	Philadelphia	0/0	0	0	---	--	0	0	0	---	--	0	0	0	0%
Totals		1/1	10	35	3.5	12	0	0	0	---	--	0	35	---	---

ADDITIONAL STATISTICS

Fumbles/Lost: 6/3 - 2020 (1/0), 2018 (2/1), 2017 (1/1), 2016 (2/1)

CAREER HIGHS

Rush Attempts	36	10/15/17 at Bal.
Rushing Yards	167	10/15/17 at Bal.
Rushing Long	69	10/31/16 vs. Min.
Rushing TDs	3	12/4/16 vs. SF
Receptions	5	2x, last: 9/9/18 at GB
Receiving Yards	49	10/31/16 vs. Min.
Receiving Long	34	10/31/16 vs. Min.
Receiving TDs	1	2x, last: 9/26/19 at GB
Scrimmage Yards	202	10/31/16 vs. Min.
Offensive TDs	3	2x, last: 9/26/19 at GB



CAREER HIGHLIGHTS

- ▶ In 2017, became the first Bear to rush for 1,000+ yards in each of his first two seasons ... Also became the fastest Bear to reach 2,000+ career rushing yards (24 games), doing so in fewer games than **Walter Payton** (26) and **Gale Sayers** (28)
- ▶ Earned his first career **Pro Bowl** nod and was named to the PFWA **All-Rookie Team** in 2016 ... Became the first Bears rookie RB to be voted to the Pro Bowl since **Gale Sayers** in 1965
- ▶ Finished the 2016 season with the 2nd-most rushing yards (career-high 1,313) in the NFL, trailing only **Ezekiel Elliott** (1,631) ... Marked the first time since the 1970 merger that two rookies finished in the Top 2 in the NFL in rushing yards

2020 SEASON - DOLPHINS & EAGLES

- ▶ Saw action in seven contests between Miami and Philadelphia ... Rushed for 60 yards and 4 TDs and posted 1 reception ... Marked his fifth consecutive season with at least 4 rushing TDs

2019 SEASON - EAGLES

- ▶ Produced 525 yards and 6 TDs on 119 rush attempts (4.4 avg.) while adding 10 receptions for 69 yards and 1 TD
- ▶ Contributed a team-leading 96 rushing yards, including a 3-yard TD in the fourth quarter, on 23 carries (4.2 avg.) in the win at Buf. (10/27/19) ... Howard and **Miles Sanders** became the first Eagles RB duo to each rush for 70+ yards and 1 TD in a road game since **Leroy Keyes** and **Tom Woodeshick** on 11/9/69 at Washington
- ▶ Paced the Eagles' rushing attack with 62 yards and 1 TD on 13 attempts (4.8 avg.) in the win vs. NYJ (10/6/19) ... Became the first Eagles RB with 5+ offensive TDs in a three-game span since **LeSean McCoy** from 12/1/11-12/18/11 (also 5 TDs)

2020 GAME-BY-GAME STATISTICS (MIAMI & PHILADELPHIA)

Date	Opp			GP/S	RUSHING					RECEIVING					SNAPS			
					Att	Yds	Avg	Lg	TD	Rec	Yds	Avg	Lg	TD	TYS	No	Pct	
Sep 13	at NE			L	1/1	8	7	0.9	4	1	0	0	---	--	0	7	9	15%
Sep 20	Buf			L	1/1	5	4	0.8	2	1	0	0	---	--	0	4	8	11%
Sep 24	at Jax			W	1/0	3	1	0.3	1t	1	0	0	---	--	0	1	4	7%
Oct 4	Sea			L	1/0	2	2	1.0	3	0	1	-3	-3.0	-3	0	-1	8	11%
Oct 11	at SF			W	0/0	INACTIVE												
Oct 18	NYJ			W	0/0	INACTIVE												
Nov 1	LAR			W	0/0	INACTIVE												
Nov 8	at Ari			W	1/1	10	19	1.9	8	1	0	0	---	--	0	19	21	34%
Nov 15	LAC			W	0/0	INACTIVE												
WAIVED BY DOLPHINS (11/16/20); SIGNED BY EAGLES TO PRACTICE SQUAD (11/23/20)																		
Nov 30	Sea			L	---	EAGLES PRACTICE SQUAD												
Dec 6	at GB			L	1/0	4	19	4.8	11	0	0	0	---	--	0	19	11	18%
Dec 13	NO			W	---	EAGLES PRACTICE SQUAD												
Dec 20	at Ari			L	---	EAGLES PRACTICE SQUAD												
Dec 27	at Dal			L	1/1	3	8	2.7	5	0	0	0	---	--	0	8	7	10%
Jan 3	Was			L	---	EAGLES PRACTICE SQUAD												
Totals					7/4	35	60	1.7	11	4	1	-3	-3.0	-3	0	57	---	---

Bucket list: Travel to Greece ... **Surprisingly good at:** "Well, I am going to learn the piano, so let's go with that, whenever I learn it." ... **If he could play another sport:** Baseball ... **Favorite athlete growing up:** Allen Iverson ... **Moment left starstruck:** "Meeting Allen Iverson at my first Sixers game." ... **Favorite meal:** Spaghetti

- ▶ Led the Eagles with 87 rushing yards and combined for a career-high-tying 3 offensive TDs (2 rushing, 1 receiving) in the win at GB (9/26/19) ... Became just the second visiting player in NFL history to record 2+ rushing TDs and 1+ receiving TD against the Packers at Lambeau Field, joining **Willie Galimore** in 1958

TOP 10: RUSHING YARDS

Date	Opponent	Yds
10/15/17	at Baltimore Ravens (W, 27-24)	167
10/31/16	vs. Minnesota Vikings (W, 20-10)	153
12/10/17	at Cincinnati Bengals (W, 33-7)	147
9/24/17	vs. Pittsburgh Steelers (W, 23-17)	140
1/1/17	at Minnesota Vikings (L, 10-38)	135
11/19/17	vs. Detroit Lions (L, 24-27)	125
12/24/16	vs. Washington (L, 21-41)	119
10/9/16	at Indianapolis Colts (L, 23-29)	118
12/4/16	vs. San Francisco 49ers (W, 26-6)	117
10/2/16	vs. Detroit Lions (W, 17-14)	111

2018 SEASON - BEARS

- ▶ Led the Bears with 935 rushing yards and posted a career-high-tying 9 rushing TDs for the second straight season
- ▶ Totaled 88 carries for 399 yards (4.53 avg.) and 4 TDs over the last five games of the regular season, including two 100+ yard performances ... Rushed for 101 yards vs. L.A. Rams (12/9/18) and 109 yards at Minnesota (12/30/18)

2017 SEASON - BEARS

- ▶ Ranked 6th in the NFL with 1,122 rushing yards, behind **Kareem Hunt** (1,327), **Todd Gurley** (1,305), **Le'Veon Bell** (1,291), **LeSean McCoy** (1,138) and **Mark Ingram** (1,124)
- ▶ Became the first Bear to rush for 1,000+ yards in each of his first two seasons ... Also became the fastest Bear to reach 2,000+ career rushing yards, doing so in just 24 games
- ▶ Tied with **Le'Veon Bell** and **Leonard Fournette** for the 3rd-most rushing TDs (career-high 9) in the NFL, trailing only **Todd Gurley** (13) and **Mark Ingram** (12) in that category

2016 SEASON - BEARS

- ▶ Earned his first career **Pro Bowl** nod and was selected to the PFWA **All-Rookie Team** ... Became the first Bears rookie RB to be voted to the Pro Bowl since **Gale Sayers** in 1965
- ▶ Finished with the 2nd-most rushing yards (career-high 1,313) in the NFL, behind **Ezekiel Elliott** (1,631) ... First time since the 1970 merger that two rookies finished in the Top 2 in rushing yards
- ▶ Ranked 4th in the NFL with a 5.2 rushing average (led the NFC), trailing only **Mike Gillislee** (5.7), **Bilal Powell** (5.5) and **LeSean McCoy** (5.4) (min. 100 attempts)



2019 GAME-BY-GAME STATISTICS (PHILADELPHIA)

Date	Opp	GP/S	RUSHING					RECEIVING					TYS	SNAPS		
			Att	Yds	Avg	Lg	TD	Rec	Yds	Avg	Lg	TD		No	Pct	
Sep 8	Was	W	1/0	6	44	7.3	17	0	2	11	5.5	6	0	55	17	23%
Sep 15	at Atl	L	1/0	8	18	2.3	5	0	1	8	8.0	8	0	26	35	22%
Sep 22	Det	L	1/0	11	37	3.4	11	1	0	0	---	--	0	37	25	33%
Sep 26	at GB	W	1/0	15	87	5.8	19	2	3	28	9.3	20t	1	115	33	53%
Oct 6	NYJ	W	1/0	13	62	4.8	15	1	0	0	---	--	0	62	29	43%
Oct 13	at Min	L	1/1	13	49	3.8	12	0	0	0	---	--	0	49	41	63%
Oct 20	at Dal	L	1/1	11	50	4.5	16	0	2	6	3.0	9	0	56	23	38%
Oct 27	at Buf	W	1/1	23	96	4.2	20	1	1	15	15.0	15	0	111	53	73%
Nov 3	Chi	W	1/1	19	82	4.3	17	1	1	1	1.0	1	0	83	43	48%
Nov 17	NE	L	0/0	INACTIVE												
Nov 24	Sea	L	0/0	INACTIVE												
Dec 1	at Mia	L	0/0	INACTIVE												
Dec 9	NYG	W	0/0	INACTIVE												
Dec 15	at Was	W	0/0	INACTIVE												
Dec 22	Dal	W	0/0	INACTIVE												
Dec 29	at NYG	W	1/0	0	0	---	--	0	0	0	---	--	0	0	1	1%
Totals			10/4	119	525	4.4	20	6	10	69	6.9	20t	1	594	283	24%

PLAYOFFS

Jan 5	Sea	L	0/0	DID NOT PLAY												
Totals			0/0	0	0	---	--	0	0	0	---	--	0	0	0	0%

MULTI-TOUCHDOWN GAMES

Date	Opponent	Yds
9/26/19	at Green Bay Packers (W, 34-27)	3
12/4/16	vs. San Francisco 49ers (W, 26-6)	3
12/30/18	at Minnesota Vikings (W, 24-10)	2
11/4/18	at Buffalo Bills (W, 41-9)	2
12/24/17	vs. Cleveland Browns (W, 20-3)	2
12/10/17	at Cincinnati Bengals (W, 33-7)	2
9/24/17	vs. Pittsburgh Steelers (W, 23-17)	2

▶ Named **NFC Offensive Rookie of the Month** for December/January after rushing for 547 yards (5.3 avg.) and 4 TDs ... Ranked 2nd in rushing yards per game (109.4) in that span (including three games with 100+ yards), behind **Le'Veon Bell** (142.3)

COLLEGE HIGHLIGHTS

- ▶ Appeared in 32 games over three seasons at UAB (2013-14) and Indiana (2015), compiling 3,681 rushing yards on 647 carries (5.7 avg.) and 24 rushing TDs ... Earned first-team All-Big Ten (2015), All-CUSA (2014) and CUSA All-Freshman Team (2013) honors
- ▶ As a junior at Indiana in 2015, ranked 3rd in the Big Ten with 1,213 rushing yards and added 9 rushing TDs ... Established UAB's single-season rushing yardage record (1,587) in 2014 and also averaged 5.2 yards per attempt and produced 13 rushing TDs

BIRDSEED

- ▶ Played RB at Gardendale (AL) High School, where he rushed for 2,876 yards on 380 attempts in two varsity seasons, including 1,388 yards and 21 TDs in 10 games as a senior ... Named the *Birmingham News* North/East Player of the Year and also earned 2011 Honorable Mention All-State accolades

TRANSACTIONS

- ▶ **4/7/21** - Agreed to terms with PHI on 1-year contract ... **12/26/20** - Elevated by PHI from practice squad for Week 16 at Dallas ... **12/5/20** - Elevated by PHI from practice squad for Week 13 at Green Bay ... **11/23/20** - Signed by PHI to practice squad ... **11/16/20** - Waived by MIA ... **3/21/20** - Signed by MIA ... **3/28/19** - Acquired by PHI from CHI in exchange for 2020 6th-round draft choice ... **2016** - Drafted by CHI in 5th round (150th overall)



2018 GAME-BY-GAME STATISTICS (CHICAGO)

				RUSHING					RECEIVING					SNAPS		
Date	Opp		GP/S	Att	Yds	Avg	Lg	TD	Rec	Yds	Avg	Lg	TD	TYS	No	Pct
Sep 9	at GB	L	1/1	15	82	5.5	16	0	5	25	5.0	7	0	107	50	71%
Sep 17	Sea	W	1/1	14	35	2.5	7	0	3	33	11.0	18	0	68	48	73%
Sep 23	at Ari	W	1/1	24	61	2.5	17	1	2	20	10.0	13	0	81	46	62%
Sep 30	TB	W	1/1	11	25	2.3	11	0	0	0	---	--	0	25	33	54%
Oct 14	at Mia	L	1/1	14	69	4.9	19	0	0	0	---	--	0	69	36	51%
Oct 21	NE	L	1/1	12	39	3.3	6	1	1	9	9.0	9	0	48	46	56%
Oct 28	NYJ	W	1/1	22	81	3.7	24	1	0	0	---	--	0	81	38	58%
Nov 4	at Buf	W	1/1	14	47	3.4	18t	2	0	0	---	--	0	47	26	51%
Nov 11	Det	W	1/1	11	21	1.9	9	0	1	11	11.0	11	0	32	30	53%
Nov 18	Min	W	1/0	18	63	3.5	8	0	1	2	2.0	2	0	65	48	65%
Nov 22	at Det	W	1/1	7	13	1.9	4	0	1	2	2.0	2	0	15	35	60%
Dec 2	at NYG	L	1/1	16	76	4.8	25	0	1	4	4.0	4	0	80	34	41%
Dec 9	LAR	W	1/1	19	101	5.3	21	0	1	2	2.0	2	0	103	39	55%
Dec 16	GB	W	1/1	19	60	3.2	9t	1	1	15	15.0	15	0	75	34	57%
Dec 23	at SF	W	1/1	13	53	4.1	9	1	2	17	8.5	16	0	70	40	63%
Dec 30	at Min	W	1/1	21	109	5.2	42	2	1	5	5.0	5	0	114	41	60%
Totals			16/15	250	935	3.7	42	9	20	145	7.3	18	0	1,080	624	58%

PLAYOFFS

Jan 6	Phi	L	1/1	10	35	3.5	12	0	0	0	---	--	0	35	22	34%
Totals			1/1	10	35	3.5	12	0	0	0	---	--	0	35	22	34%

2017 GAME-BY-GAME STATISTICS (CHICAGO)

				RUSHING					RECEIVING					SNAPS		
Date	Opp		GP/S	Att	Yds	Avg	Lg	TD	Rec	Yds	Avg	Lg	TD	TYS	No	Pct
Sep 10	Atl	L	1/1	13	52	4.0	11	1	3	14	4.7	9	0	66	38	57%
Sep 17	at TB	L	1/1	9	7	0.8	4	0	0	0	---	--	0	7	31	48%
Sep 24	Pit	W	1/1	23	140	6.1	19t	2	5	26	5.2	10	0	166	41	63%
Sep 28	at GB	L	1/1	18	53	2.9	16	1	2	10	5.0	7	0	63	35	52%
Oct 9	Min	L	1/1	19	76	4.0	13	0	0	0	---	--	0	76	34	56%
Oct 15	at Bal	W	1/1	36	167	4.6	53	0	1	9	9.0	9	0	176	54	68%
Oct 22	Car	W	1/1	21	65	3.1	11	0	0	0	---	--	0	65	34	90%
Oct 29	at NO	L	1/1	23	102	4.4	50	0	3	19	6.3	12	0	121	48	72%
Nov 12	GB	L	1/1	15	54	3.6	25	0	0	0	---	--	0	54	29	48%
Nov 19	Det	L	1/1	15	125	8.3	50	1	0	0	---	--	0	125	31	49%
Nov 26	at Phi	L	1/1	7	6	0.9	4	0	2	13	6.5	9	0	19	23	42%
Dec 3	SF	L	1/1	13	38	2.9	14	0	1	-5	-5.0	-5	0	33	22	60%
Dec 10	at Cin	W	1/1	23	147	6.4	21t	2	1	8	8.0	8	0	155	44	58%
Dec 16	at Det	L	1/1	10	37	3.7	16	0	4	26	6.5	11	0	63	33	48%
Dec 24	Cle	W	1/1	22	44	2.0	16t	2	0	0	---	--	0	44	43	69%
Dec 31	at Min	L	1/1	9	9	1.0	4	0	1	5	5.0	5	0	14	36	64%
Totals			16/16	276	1,122	4.1	53	9	23	125	5.4	12	0	1,247	576	58%

2016 GAME-BY-GAME STATISTICS (CHICAGO)																			
				RUSHING					RECEIVING					SNAPS					
Date	Opp		GP/S	Att	Yds	Avg	Lg	TD	Rec	Yds	Avg	Lg	TD	TYS	No	Pct			
Sep 11	at Hou	L	0/0	INACTIVE															
Sep 19	Phi	L	1/0	3	22	7.3	10	0	2	9	4.5	7	0	31	11	21%			
Sep 25	at Dal	L	1/0	9	45	5.0	36	0	4	47	11.8	15	0	92	49	75%			
Oct 2	Det	W	1/1	23	111	4.8	17	0	3	21	7.0	9	0	132	63	91%			
Oct 9	at Ind	L	1/1	16	118	7.4	57	0	3	45	15.0	21t	1	163	63	96%			
Oct 16	Jax	L	1/1	15	34	2.3	9	1	2	6	3.0	7	0	40	55	69%			
Oct 20	at GB	L	1/1	7	22	3.1	11	0	0	0	---	--	0	22	22	46%			
Oct 31	Min	W	1/1	26	153	5.9	69	1	4	49	12.3	34	0	202	50	82%			
Nov 13	at TB	L	1/1	15	100	6.7	15	0	0	0	---	--	0	100	29	52%			
Nov 20	at NYG	L	1/1	17	77	4.5	27	0	1	22	22.0	22	0	99	46	73%			
Nov 27	Ten	L	1/1	18	84	4.7	22	0	3	43	14.3	23	0	127	53	66%			
Dec 4	SF	W	1/1	32	117	3.7	25	3	0	0	---	--	0	117	53	84%			
Dec 11	at Det	L	1/1	13	86	6.6	31	0	2	24	12.0	19	0	110	34	61%			
Dec 18	GB	L	1/1	17	90	5.3	13	1	4	23	5.8	9	0	113	49	74%			
Dec 24	Was	L	1/1	18	119	6.6	23	0	1	9	9.0	9	0	128	39	57%			
Jan 1	at Min	L	1/1	23	135	5.9	18	0	0	0	---	--	0	135	38	63%			
Totals			15/13	252	1,313	5.2	69	6	29	298	10.3	34	1	1,611	654	65%			



JASON HUNTLEY

RUNNING BACK | 32



Height: 5-9 **Weight:** 195 **DOB:** April 20, 1998 (Age 23)

NFL Experience: 2nd Year (2nd with Eagles) **Draft:** D5-20 (172nd overall) by DET **Acquired:** W-Det-20

College: New Mexico State **Hometown (HS):** Arlington, TX (Martin)

CAREER STATISTICS

Year	Team	GP/S	RUSHING					RECEIVING					TYS	OFF SNAPS	
			Att	Yds	Avg	Lg	TD	Rec	Yds	Avg	Lg	TD		No	Pct
2020	Philadelphia	5/0	5	19	3.8	10	0	0	0	---	--	0	19	31	3%
Totals		5/0	5	19	3.8	10	0	0	0	---	--	0	19	31	---

ADDITIONAL STATISTICS

Kickoff Returns: 2-36 - 2020 (2-36)

CAREER HIGHS

Rush Attempts	2	2x, last: 1/3/21 vs. Was.
Rushing Yards	13	10/22/20 vs. NYG
Rushing Long	10	10/22/20 vs. NYG
Rushing TDs	--	---
Receptions	1	1/3/21 vs. Was.
Receiving Yards	0	1/3/21 vs. Was.
Receiving Long	0	1/3/21 vs. Was.
Receiving TDs	--	---
Scrimmage Yards	13	10/22/20 vs. NYG
Offensive TDs	--	---

2020 SEASON - EAGLES

- ▶ Saw action in 31 offensive snaps (3%) as a rookie, registering 19 yards on 5 carries and adding 1 reception ... Returned 2 kickoffs for 36 yards in 15 special teams snaps (4%)

COLLEGE HIGHLIGHTS

- ▶ Combined for 2,197 yards and 18 TDs on 374 carries (5.9 avg.) in 46 career games at New Mexico State ... Added 134 receptions for 1,119 yards and 7 TDs, while also returning 59 kickoffs for 1,521 yards (25.8 avg.) and 5 TDs ... Finished his career with the 9th-most receptions in school history
- ▶ Registered 154 rushes for 1,090 yards (7.1 avg.) and 9 TDs in 2019 ... His 7.1 rushing average ranked 4th among FBS player
- ▶ Led the NCAA with 3 kickoff return TDs in 2018 ... Logged 373 all-purpose yards against Louisiana in 2018, which marked the highest single-game total by an NCAA player that season

BIRDSEED

- ▶ Attended Martin (TX) High School ... Ran on the 4th-best 4x400 relay team in Texas as a senior ... Originally born in Toledo, OH

TRANSACTIONS

- ▶ **9/6/20** - Claimed off waivers by PHI ... **9/5/20** - Waived by DET ... **2020** - Drafted by DET in 5th round (172nd overall)



Hobbies: Listening to music, going on hikes ... **Surprisingly good at:** Singing ... **Biggest influence:** His grandfather ... **Moment left starstruck:** Being teammates with DeSean Jackson, who was his favorite player growing up ... **If he could play another sport:** Track star ... **Player he models his game after:** Darren Sproles ... **If he could be any superhero:** The Flash ... **Career if he wasn't playing football:** Working in real estate ... **Favorite TV show:** Power ... **Favorite movie:** All About the Benjamins ... **Favorite music artists:** Lil Baby and Drake ... **Favorite meal:** Chicken strips

2020 GAME-BY-GAME STATISTICS (PHILADELPHIA)																
Date	Opp		GP/S	RUSHING					RECEIVING					TYS	SNAPS	
				Att	Yds	Avg	Lg	TD	Rec	Yds	Avg	Lg	TD		No	Pct
Sep 13	at Was	L	1/0	1	1	1.0	1	0	0	0	---	--	0	1	1	1%
Sep 20	LAR	L	0/0	INACTIVE												
Sep 27	Cin	T	0/0	INACTIVE												
Oct 4	at SF	W	0/0	DID NOT PLAY												
Oct 11	at Pit	L	0/0	INACTIVE												
Oct 18	Bal	L	1/0	0	0	---	--	0	0	0	---	--	0	0	0	0%
Oct 22	NYG	W	1/0	2	13	6.5	10	0	0	0	---	--	0	13	8	10%
Nov 1	Dal	W	1/0	0	0	---	--	0	0	0	---	--	0	0	2	3%
Nov 15	at NYG	L	0/0	INACTIVE												
Nov 22	at Cle	L	0/0	INACTIVE												
Nov 30	Sea	L	0/0	INACTIVE												
Dec 6	at GB	L	0/0	INACTIVE												
Dec 13	NO	W	0/0	INACTIVE												
Dec 20	at Ari	L	0/0	INACTIVE												
Dec 27	at Dal	L	0/0	INACTIVE												
Jan 3	Was	L	1/0	2	5	2.5	5	0	1	0	0.0	0	0	5	20	29%
Totals			5/0	5	19	3.8	10	0	0	0	---	--	0	19	31	3%



JALEN HURTS

QUARTERBACK | 1



Height: 6-1 **Weight:** 223 **DOB:** Aug. 7, 1998 (Age 22)
NFL Experience: 2nd Year (2nd with Eagles) **Draft:** D2-20 (53rd overall) by PHI
College: Oklahoma **Hometown (HS):** Channelview, TX (Channelview)

CAREER STATISTICS

Year	Team	GP/S	PASSING										RUSHING					OFF SNAPS	
			Att	Cmp	Pct	Yds	Y/A	TD	Int	Lg	Sk/Yds	Rate	Att	Yds	Avg	Lg	TD	No	Pct
2020	Philadelphia	15/4	148	77	52.0	1,061	7.2	6	4	81t	13/59	77.6	63	354	5.6	24	3	334	30%
Totals		15/4	148	77	52.0	1,061	7.2	6	4	81t	13/59	77.6	63	354	5.6	24	3	---	---

ADDITIONAL STATISTICS

Fumbles/Lost: 9/2 - 2020 (9/2) **Receptions:** 1 for 3 yards (10/18/20 vs. Bal.)

CAREER HIGHS

Pass Attempts	44	12/20/20 at Ari.
Completions	24	12/20/20 at Ari.
Passing Yards	342	12/27/20 at Dal.
Yards/Attempt	8.8	12/27/20 at Dal.
Passing Long	81t	12/27/20 at Dal.
Passing TDs	3	12/20/20 at Ari.
Completion %	56.7	12/13/20 at NO
Passer Rating	102.3	12/20/20 at Ari.
Rush Attempts	18	12/13/20 at NO
Rushing Yards	106	12/13/20 at NO
Rushing Long	24	12/13/20 at NO
Rushing TDs	2	1/3/21 vs. Was.

Nickname: J-Hurts or Lil' Hurts ... **Bucket list:** Wants to one day meet Denzel Washington ... **Desired talent:** Ability to sing ... **If he could play another sport, what team/position:** "I'd go team up with Bryce Harper and the Phillies and play shortstop or center field." ... **Moment left starstruck:** Meeting Frankie Beverly and Kobe Bryant on separate occasions ... **Favorite movies:** *Friday Night Lights* and *He Got Game* ... **Favorite music:** Frankie Beverly and Maze, Al Green, The Isley Brothers, Anita Baker, Jaydayoungan ... **Favorite meal:** Seafood, boiled crawfish

CAREER HIGHLIGHTS

- ▶ Set the franchise rookie record for single-game offensive TDs (4, 12/20/20 at Arizona) ... In the same game, tied **Donovan McNabb** (1/2/00 vs. St. Louis) and **Sonny Jurgensen** (11/24/57 vs. Washington) for the most TD passes (3) by an Eagles rookie

NOTES TO KNOW

- ▶ As the Eagles' starting QB in 2020 (Weeks 14-17), ranked 6th in the NFL with 1,191 total yards, behind **Deshaun Watson** (1,394), **Tom Brady** (1,332), **Kirk Cousins** (1,259), **Josh Allen** (1,240) and **Baker Mayfield** (1,205) ... Also produced the 2nd-most rushing yards (272) by a QB, trailing only **Lamar Jackson** (336)
- ▶ One of four NFL QBs to record multiple games (two) with 400+ total yards in 2020 (also Allen, **Patrick Mahomes** and **Kyler Murray**) ... Became just the fourth rookie in NFL history to post two games with 400+ total yards, joining **Andrew Luck** (2012), **Cam Newton** (2011) and **Jeff Garcia** (1999)
- ▶ Tied for the most 30+ yard completions (9) in the NFL during Weeks 13-17 of 2020 (also Brady, **Derek Carr** and Watson)

2020 SEASON - EAGLES

- ▶ Registered 1,061 yards, 6 TDs, 4 INTs and a 77.6 rating on 77-of-148 (52.0%) passing and rushed for 354 yards and 3 TDs as a rookie ... Started the final four games of the season
- ▶ Threw for a career-high 342 yards (4th-most in team rookie history) at Dal. (12/27/20) ... His 81-yard TD to **DeSean Jackson** was the longest passing TD by an Eagles rookie since **Davey O'Brien** on 11/19/39 at Chicago (85 yards to **Red Ramsey**)
- ▶ Posted the most offensive TDs (4) and passing TDs (3, tied) in Eagles rookie history and a career-best 102.3 passer rating at Ari. (12/20/20) ... Became the first rookie in NFL history to total 3 passing TDs and 1 rushing TD in their first career road start ... Also became the first QB in NFL history with 500+ passing yards and 150+ rushing yards in their first two career starts
- ▶ Led the Eagles to a 24-21 victory over the 10-2 Saints in his first career start vs. NO (12/13/20), producing 167 yards, 1 TD and 0 INTs with a career-high 106 rushing yards ... Joined **Ron Jaworski** (12/20/75 vs. Pittsburgh with L.A. Rams - snapped the Steelers' 11-game streak) as the only QBs in NFL history to beat a team on a 9+ game winning streak in their starting debut ... Became the first NFL QB since 1950 to throw a TD pass and rush for 100+ yards in their first career start



2020 GAME-BY-GAME STATISTICS (PHILADELPHIA)																					
				PASSING									RUSHING					SNAPS			
Date	Opp		GP/S	Att	Cmp	Pct	Yds	Y/A	TD	Int	Lg	Sk/Yds	Rate	Att	Yds	Avg	Lg	TD	No	Pct	
Sep 13	at Was		L	0/0																INACTIVE	
Sep 20	LAR		L	0	0	---	0	--	0	0	--	0/0	---	0	0	---	--	0	3	4%	
Sep 27	Cin		T	0	0	---	0	--	0	0	--	0/0	---	2	8	4.0	8	0	3	3%	
Oct 4	at SF		W	0	0	---	0	--	0	0	--	0/0	---	3	18	6.0	14	0	4	6%	
Oct 11	at Pit		L	1	1	100.0	18	18.0	0	0	18	0/0	118.8	0	0	---	--	0	2	3%	
Oct 18	Bal		L	0	0	---	0	--	0	0	--	0/0	---	2	23	11.5	20	0	7	10%	
Oct 22	NYG		W	0	0	---	0	--	0	0	--	0/0	---	2	2	1.0	2	0	5	6%	
Nov 1	Dal		W	1	1	100.0	9	9.0	0	0	9	0/0	104.2	0	0	---	--	0	3	5%	
Nov 15	at NYG		L	0	0	---	0	--	0	0	--	0/0	---	2	-1	-0.5	0	0	3	4%	
Nov 22	at Cle		L	0	0	---	0	--	0	0	--	0/0	---	1	6	6.0	6	0	1	1%	
Nov 30	Sea		L	1	1	100.0	6	6.0	0	0	6	0/0	91.7	0	0	---	--	0	2	3%	
Dec 6	at GB		L	12	5	41.7	109	9.0	1	1	34	3/5	67.7	5	29	5.8	13	0	26	42%	
Dec 13	NO		W	30	17	56.7	167	5.6	1	0	39	0/0	83.6	18	106	5.9	24	0	69	100%	
Dec 20	at Ari		L	44	24	54.5	338	7.7	3	0	42	6/33	102.3	11	63	5.7	17	1	83	100%	
Dec 27	at Dal		L	39	21	53.8	342	8.8	1	2	81t	3/16	70.7	9	69	7.7	20	0	73	100%	
Jan 3	Was		L	20	7	35.0	72	3.6	0	1	30	1/5	25.4	8	34	4.3	9	2	50	74%	
Totals				15/4	148	77	52.0	1,061	7.2	6	4	81t	13/59	77.6	63	354	5.6	24	3	334	30%

COLLEGE HIGHLIGHTS

- ▶ Started 42 of 56 career games at Oklahoma (2019) and Alabama (2016-18), posting a 38-4 record as a starter ... Threw for 9,477 yards and 80 TDs on 682-of-1,047 (65.1%) passing and totaled 3,274 yards and 43 TDs on 614 rush attempts
- ▶ As a senior at Oklahoma in 2019, finished as the runner-up for the Heisman Trophy and earned All-America and first-team All-Big 12 honors ... Amassed 5,149 yards of total offense (3,851 passing, 1,298 rushing) and ranked 2nd among FBS QBs in offensive TDs (53) and passer efficiency rating (191.2), trailing only LSU's **Joe Burrow** in each category ... Set school single-season records for rushing yards and points scored (126) by a QB
- ▶ Rallied the Crimson Tide to a SEC Championship after replacing injured starter **Tua Tagovailoa** as a junior in 2018
- ▶ Helped Alabama win a CFP National Championship in 2017 ... Threw for 2,081 yards and 17 TDs against 1 INT on 154-of-255 (60.4%) passing and rushed for 855 yards and 8 TDs
- ▶ Named SEC Freshman of the Year, SEC Newcomer of the Year, SEC Offensive Player of the Year, first-team All-SEC and a freshman All-American in 2016 ... Completed 240-of-382 (62.8%) attempts for 2,780 yards, 23 TDs and 9 INTs and rushed for a school-QB record 954 yards and 13 TDs ... His 36 offensive TDs set a Crimson Tide single-season record and his 3,734 yards of total offense were the 2nd-most in program history



BIRDSEED

- ▶ Graduated from Alabama with a degree in communications and pursued a graduate degree in human relations at Oklahoma
- ▶ Attended Channelview (TX) High School, where he ranked as the top dual-threat quarterback in the state of Texas, per ESPN and *Scout*, and was rated a four-star recruit by *Rivals*

TRANSACTIONS

- ▶ **2020** - Drafted by PHI in 2nd round (53rd overall)



TARRON JACKSON

DEFENSIVE END | 75

(pronounced tuh-RON)



Height: 6-2 **Weight:** 254 **DOB:** June 22, 1998 (Age 23)
NFL Experience: Rookie (1st with Eagles) **Draft:** D6b-21 (191st overall) by PHI
College: Coastal Carolina **Hometown (HS):** Aiken, SC (Silver Bluff)

COLLEGE STATISTICS

Year	College	GP	TACKLES					PASS DEFENSE					FUMBLES			DEF SNAPS		
			Total	Solo	Asst	TFL	Sacks	Int	Yds	Lg	TD	PD	FF	FR	Yds	No	Pct	
2016	Coastal Carolina	4	3	1	2	2	1.5	0	0	--	0	0	0	0	0	0	---	---
2017	Coastal Carolina	8	20	11	9	4.5	3.5	0	0	--	0	0	1	0	0	---	---	
2018	Coastal Carolina	12	58	28	30	11	3.0	0	0	--	0	1	0	0	0	---	---	
2019	Coastal Carolina	12	60	28	32	13	10.0	0	0	--	0	2	2	0	0	---	---	
2020	Coastal Carolina	12	54	25	29	14	8.5	0	0	--	0	0	3	1	0	---	---	
Totals		48	195	93	102	44.5	26.5	0	0	--	0	3	6	1	0	---	---	

Hobbies: Enjoys cooking on the grill, especially ribs ... **First job:** Helping out with his dad's construction business, including re-modeling houses, painting walls, and delivering supplies ... **Jersey number significance:** 7 and 5 add up to 12, the age of his older brother and biggest inspiration, Daron, when he passed away from leukemia in 2008 ... **Another family inspiration:** His uncle, Dean Bryant, who passed away in 2020 ... Dean was an Eagles fan and always wished for Tarron to get drafted by his favorite team ... **Favorite TV show:** Snowfall ... **Favorite music:** A little bit of everything: '90s, modern-day rap, hip-hop ... **Favorite meal:** Mac and cheese ... **Favorite athlete growing up:** Kobe Bryant ... **Favorite quote:** "Effort without detail is just good effort."

COLLEGE HIGHLIGHTS

- ▶ In 48 career games at Coastal Carolina (2006-20), compiled 195 tackles (93 solo), 44.5 TFLs, 26.5 sacks, 6 FFs, 3 PDs and 1 FR ... Finished his career as the Chanticleers' all-time leader in sacks (2nd-most in Sun Belt Conference history) and TFLs
- ▶ Named a consensus All-American and Sun Belt Defensive Player of the Year in 2020 ... Helped guide Coastal Carolina to an 11-1 record, producing a team-high 8.5 sacks and 14 TFLs along with 54 tackles (25 solo), 3 FFs and 1 FR ... Also voted a finalist for the Lombardi Award, Lott IMPACT Trophy and Bronko Nagurski Trophy and a semifinalist for the Chuck Bednarik Award
- ▶ Earned first-team all-conference honors after setting a Sun Belt and school single-season record with 10.0 sacks (career high) in 2019 ... Added 60 tackles (28 solo), 13 TFLs and 2 FFs

BIRDSEED

- ▶ Inspired by his late brother, Daron, who died of leukemia at age 12 in 2008 ... Had promised Daron that he would make it to the NFL one day ... Wore the No. 9 in college because he was only 9 years old when his older brother passed away
- ▶ Earned a bachelor's degree in applied mathematics with a minor in actuarial science ... If football hadn't worked out, his plan was to become an actuary at an insurance firm
- ▶ Prepped at Silver Bluff (SC) High School, where he led his team to two state championship games ... Lightly recruited out of high school and did not have a Division-I offer other than Coastal Carolina, which earned FBS status after he arrived

TRANSACTIONS

- ▶ **2021** - Drafted by PHI in 6th round (191st overall)





TYREE JACKSON

TIGHT END | 80



Height: 6-7 **Weight:** 249 **DOB:** Nov. 7, 1997 (Age 23)

NFL Experience: 1st Year (1st with Eagles) **Draft:** UDFA-19 by BUF **Acquired:** FA-21

College: Buffalo **Hometown (HS):** Norton Shores, MI (Mona Shores)

XFL HIGHLIGHTS

- ▶ Completed 11-of-18 (61.1%) attempts for 46 yards, 1 TD, 0 INTs and an 84.0 passer rating over five games with the XFL's DC Defenders in 2020 ... Also rushed 9 times for 48 yards (5.3 avg.)

COLLEGE HIGHLIGHTS

- ▶ Played collegiately at Buffalo (2016-18), where he posted 6,999 yards, 49 TDs, 24 INTs and a 129.3 efficiency rating on 533-of-955 (55.8%) passing ... Also rushed for 757 yards and 16 TDs
- ▶ Named the MAC Offensive Player of the Year as a junior in 2018 after completing 225-of-407 (55.3%) attempts for 3,131 yards, 28 TDs, 12 INTs and a 136.7 efficiency rating ... Totaled 161 yards and 7 TDs on 47 carries ... Led the Bulls to a 10-4 record, MAC East division title and bowl appearance

BIRDSEED


- ▶ Transitioned from QB to TE upon signing with the Eagles
- ▶ A four-year starter at Mona Shores (MI) High School ... Ended his career in the top five in state history in TD passes, completions and yards ... Combined to throw for 4,491 yards and 50 TDs and rushed for 1,064 yards and 13 TDs during his junior and senior seasons ... Named first-team All-State as a senior and guided the Sailors to the state title game ... Also played basketball

TRANSACTIONS

- ▶ **1/7/21** - Signed by PHI to reserve/future contract ... **8/31/19** - Waived by BUF ... **2019** - Signed by BUF as UDFA



Desired talent: Ability to sing ... **Guilty pleasure:** Binge watching Netflix ... **If he could play another sport, what team:** Basketball, Los Angeles Lakers ... **If he could own a business:** Construction, building houses ... **Favorite music:** Rap, country ... **Favorite meal:** Steak ... **Favorite athlete growing up:** Kobe Bryant



MICHAEL JACQUET

CORNERBACK | 38

(pronounced juh-KWET)



Height: 6-1 **Weight:** 203 **DOB:** Jan. 29, 1997 (Age 24)
NFL Experience: 2nd Year (2nd with Eagles) **Draft:** UDFA-20 by PHI
College: Louisiana **Hometown (HS):** Beaumont, TX (Beaumont Central)

CAREER STATISTICS

Year	Team	GP/S	TACKLES					PASS DEFENSE					FUMBLES			DEF SNAPS	
			Total	Solo	Asst	TFL	Sacks	Int	Yds	Lg	TD	PD	FF	FR	Yds	No	Pct
2020	Philadelphia	7/2	18	15	3	0	1.0	0	0	--	0	3	1	0	0	159	14%
Totals		7/2	18	15	3	0	1.0	0	0	--	0	3	1	0	0	---	---

ADDITIONAL STATISTICS

Special Teams Tackles: 2 - 2020 (2)

CAREER HIGHS

Tackles	7	12/20/20 at Ari.
Sacks	1.0	12/20/20 at Ari.
INTs	--	---
PDs	2	12/20/20 at Ari.
FFs	1	12/20/20 at Ari.
FRs	--	---

Hobbies: Cooking, fashion, artistic design. "I like to build trying different things at home, like making a cooler into a speaker." ...
Bucket list: Travel to Berlin and Brazil, skydiving, deep sea diving ...
Desired talent: "Singing. My whole family can sing but me." ...
If he could own a business: "I would own a workout gym and help kids get on the right path using that." ...
If he could witness any moment in history: Martin Luther King Jr.'s "I Have a Dream" speech ...
Favorite movie: *Bad Boys II* ...
Favorite athletes growing up: Allen Iverson and Michael Vick



2020 SEASON - EAGLES

- ▶ Appeared in 159 defensive snaps (14%) over seven games as a rookie, totaling 18 tackles (15 solo), 3 PDs, 1.0 sack and 1 FF ... Also posted 1 tackle in 61 special teams snaps (14%)
- ▶ Logged a career-high 7 tackles (5 solo) with 2 PDs, 1.0 sack and 1 FF during his first NFL start at Ari. (12/20/20) ... Became the first Eagles rookie CB to force a fumble since **Avonte Maddox** on 10/28/18 at Jacksonville (London)

COLLEGE HIGHLIGHTS

- ▶ Played collegiately at Louisiana, where he spent time as a WR for two seasons before transitioning to DB his junior year
- ▶ Earned second-team All-Sun Belt honors as a senior after registering 45 tackles (31 solo), 5 PDs, 2 INTs, 1.0 sack and 1 FF in 13 games (12 starts) ... Recorded 48 tackles (31 solo), 9 PDs and 2 INTs over 14 games in his first season at DB
- ▶ Produced a combined 46 receptions for 494 yards and 3 TDs during his freshman and sophomore years at WR

BIRDSEED

- ▶ Earned his degree in sports management at Louisiana
- ▶ Attended Beaumont Central (TX) High School, where he played QB and was a three-time All-District selection ... Threw for 2,141 yards and 26 TDs and rushed for 720 yards and 17 TDs as a senior ... Also lettered in basketball and track
- ▶ Is the son of Andrea Ramsey and Michael Jacquet III ... Cousins with former NBA All-Star Rashard Lewis

TRANSACTIONS

- ▶ **11/17/20** - Signed by PHI to active roster from practice squad ...
- ▶ **11/14/20** - Elevated by PHI from practice squad for Week 10 at N.Y. Giants ...
- ▶ **10/31/20** - Elevated by PHI from practice squad for Week 8 vs. Dallas ...
- ▶ **9/29/20** - Signed by PHI to practice squad ...
- ▶ **9/4/20** - Waived by PHI ...
- ▶ **2020** - Signed by PHI as UDFA

2020 GAME-BY-GAME STATISTICS (PHI)												
Date	Opp	GP/S	Tot	Solo	Sk	Int	PD	FF	FR	Snaps	Pct	
NOT ON NFL ROSTER												
NOT ON NFL ROSTER												
NOT ON NFL ROSTER												
Oct 4	at SF	W	---	EAGLES PRACTICE SQUAD								
Oct 11	at Pit	L	---	EAGLES PRACTICE SQUAD								
Oct 18	Bal	L	---	EAGLES PRACTICE SQUAD								
Oct 22	NYG	W	---	EAGLES PRACTICE SQUAD								
Nov 1	Dal	W	1/0	4	4	0.0	0	1	0	0	30	38%
Nov 15	at NYG	L	1/0	0	0	0.0	0	0	0	0	0	0%
Nov 22	at Cle	L	1/0	0	0	0.0	0	0	0	0	0	0%
Nov 30	Sea	L	1/0	0	0	0.0	0	0	0	0	0	0%
Dec 6	at GB	L	1/0	2	2	0.0	0	0	0	0	21	34%
Dec 13	NO	W	0/0	INACTIVE								
Dec 20	at Ari	L	1/1	7	5	1.0	0	2	1	0	68	100%
Dec 27	at Dal	L	1/1	5	4	0.0	0	0	0	0	40	57%
Jan 3	Was	L	0/0	INACTIVE								
Totals			7/2	18	15	1.0	0	3	1	0	159	14%





CRAIG JAMES

CORNERBACK | 31



Height: 5-10 **Weight:** 195 **DOB:** April 29, 1996 (Age 25)
NFL Experience: 3rd Year (3rd with Eagles) **Draft:** UDFA-18 by MIN **Acquired:** FA-19
College: Southern Illinois **Hometown (HS):** Edwardsville, IL (Edwardsville)

CAREER STATISTICS

Year	Team	GP/S	TACKLES					PASS DEFENSE					FUMBLES			DEF SNAPS		
			Total	Solo	Asst	TFL	Sacks	Int	Yds	Lg	TD	PD	FF	FR	Yds	No	Pct	
2018	Minnesota	3/0	0	0	0	0	0.0	0	0	--	0	0	0	0	0	0	0	0%
2019	Philadelphia	14/1	6	5	1	0	0.0	0	0	--	0	2	0	0	0	69	7%	
2020	Philadelphia	4/0	0	0	0	0	0.0	0	0	--	0	0	0	0	0	14	1%	
Totals		21/1	6	5	1	0	0.0	0	0	--	0	2	0	0	0	---	---	

PLAYOFFS

2019	Philadelphia	1/0	0	0	0	0	0.0	0	0	--	0	0	0	0	0	0	0%
Totals		1/0	0	0	0	0	0.0	0	0	--	0	0	0	0	0	---	---

ADDITIONAL STATISTICS

Special Teams Tackles: 14 - 2020 (2), 2019 (12) **Postseason Special Teams Tackles:** 1 - 2019 (1)

CAREER HIGHS

Tackles	3	10/6/19 vs. NYJ
Sacks	--	---
INTs	--	---
PDs	1	2x, last: 10/6/19 vs. NYJ
FFs	--	---
FRs	--	---

First job: Landscaping work on his college campus at Southern Illinois ... **Bucket list:** "Traveling to Japan and the Motherland." ... **Desired talent:** Ability to sing ... **If he could play another sport:** Run track ... **Career if he wasn't playing football:** High school counselor or track/football coach ... **Favorite TV shows:** *Naruto* and *Invincible* ... **Favorite movie:** *Da 5 Bloods* ... **Favorite music artist:** J. Cole ... **Favorite meal:** Soul food ... **Favorite athletes growing up:** Terrell Owens and Peyton Manning



2019 SEASON - EAGLES

- ▶ Saw action in a career-high 14 games and registered 6 tackles (5 solo) and 2 PDs in 69 defensive snaps (7%) ... Also ranked 2nd on the Eagles with a career-high 12 special teams tackles while appearing in the 5th-most special teams snaps (237, 52%)
- ▶ With Philadelphia holding a 34-27 lead with 0:28 remaining at GB (9/26/19) and the Packers facing a second-and-goal at the PHI 3, deflected a QB **Aaron Rodgers** pass intended for WR **Marquez Valdes-Scantling** that resulted in a game-clinching INT by **Nigel Bradham** ... His game-saving play happened on just the 3rd defensive snap of his NFL career

COLLEGE HIGHLIGHTS

- ▶ Played at Southern Illinois during his junior and senior seasons (2016-17) after originally beginning his career at Minnesota
- ▶ Named to the 2016 Missouri Valley Football Conference All-Newcomer Team after finishing 2nd in the league in PDs per game

BIRDSEED

- ▶ Attended Edwardsville (IL) High School and was named a three-star recruit by ESPN, Rivals, Scout and 247Sports
- ▶ Is the son of Pamela James and has one brother, Cameron

TRANSACTIONS

- ▶ **11/16/20** - Placed on Reserve/Injured ... **10/10/20** - Activated from Reserve/Injured ... **9/15/20** - Placed on Reserve/Injured ... **9/24/19** - Signed by PHI to active roster from practice squad ... **9/18/19** - Signed by PHI to practice squad ... **9/17/19** - Waived by PHI ... **9/11/19** - Signed by PHI to active roster from practice squad ... **9/2/19** - Signed by PHI to practice squad ... **8/31/19** - Waived by MIN ... **11/27/18** - Signed by MIN to active roster from practice squad ... **10/16/18** - Signed by MIN to practice squad ... **9/1/18** - Waived/injured by MIN ... **2018** - Signed by MIN as UDFA

2020 GAME-BY-GAME STATISTICS (PHI)

Date	Opp	GP/S	Tot	Solo	Sk	Int	PD	FF	FR	Snaps	Pct
Sep 13	at Was	L 1/0	0	0	0.0	0	0	0	0	0	0%
Sep 20	LAR	L 0/0	RESERVE/INJURED								
Sep 27	Cin	T 0/0	RESERVE/INJURED								
Oct 4	at SF	W 0/0	RESERVE/INJURED								
Oct 11	at Pit	L 1/0	0	0	0.0	0	0	0	0	13	17%
Oct 18	Bal	L 1/0	0	0	0.0	0	0	0	0	1	1%
Oct 22	NYG	W 1/0	0	0	0.0	0	0	0	0	0	0%
Nov 1	Dal	W 0/0	INACTIVE								
Nov 15	at NYG	L 0/0	INACTIVE								
Nov 22	at Cle	L 0/0	RESERVE/INJURED								
Nov 30	Sea	L 0/0	RESERVE/INJURED								
Dec 6	at GB	L 0/0	RESERVE/INJURED								
Dec 13	NO	W 0/0	RESERVE/INJURED								
Dec 20	at Ari	L 0/0	RESERVE/INJURED								
Dec 27	at Dal	L 0/0	RESERVE/INJURED								
Jan 3	Was	L 0/0	RESERVE/INJURED								
Totals		4/0	0	0	0.0	0	0	0	0	14	1%

2019 GAME-BY-GAME STATISTICS (PHI)

Date	Opp	GP/S	Tot	Solo	Sk	Int	PD	FF	FR	Snaps	Pct
Sep 8	Atl	W ---	EAGLES PRACTICE SQUAD								
Sep 15	at GB	L 1/0	0	0	0.0	0	0	0	0	1	2%
Sep 22	Oak	W ---	EAGLES PRACTICE SQUAD								
Sep 29	at Chi	L 1/0	0	0	0.0	0	1	0	0	2	3%
Oct 6	at NYG	W 1/1	3	2	0.0	0	1	0	0	57	97%
Oct 13	Phi	W 1/0	2	2	0.0	0	0	0	0	5	7%
Oct 20	at Det	W 1/0	1	1	0.0	0	0	0	0	4	6%
Oct 24	Was	W 1/0	0	0	0.0	0	0	0	0	0	0%
Nov 3	at KC	L 1/0	0	0	0.0	0	0	0	0	0	0%
Nov 17	NE	L 1/0	0	0	0.0	0	0	0	0	0	0%
Nov 24	Sea	L 1/0	0	0	0.0	0	0	0	0	0	0%
Dec 1	at Mia	L 1/0	0	0	0.0	0	0	0	0	0	0%
Dec 9	NYG	W 1/0	0	0	0.0	0	0	0	0	0	0%
Dec 15	at Was	W 1/0	0	0	0.0	0	0	0	0	0	0%
Dec 22	Dal	W 1/0	0	0	0.0	0	0	0	0	0	0%
Dec 29	at NYG	W 1/0	0	0	0.0	0	0	0	0	0	0%
Totals		14/1	6	5	0.0	0	2	0	0	69	7%

PLAYOFFS

Jan 5	Sea	L 1/0	0	0	0.0	0	0	0	0	0	0%
Totals		1/0	0	0	0.0	0	0	0	0	0	0%

2018 GAME-BY-GAME STATISTICS (MIN)

Date	Opp	GP/S	Tot	Solo	Sk	Int	PD	FF	FR	Snaps	Pct
NOT ON NFL ROSTER											
NOT ON NFL ROSTER											
NOT ON NFL ROSTER											
NOT ON NFL ROSTER											
NOT ON NFL ROSTER											
NOT ON NFL ROSTER											
Oct 21	at NYJ	W ---	VIKINGS PRACTICE SQUAD								
Oct 28	NO	L ---	VIKINGS PRACTICE SQUAD								
Nov 4	Det	W ---	VIKINGS PRACTICE SQUAD								
Nov 18	at Chi	L ---	VIKINGS PRACTICE SQUAD								
Nov 25	GB	W ---	VIKINGS PRACTICE SQUAD								
Dec 2	at NE	L 1/0	0	0	0.0	0	0	0	0	0	0%
Dec 10	at Sea	L 1/0	0	0	0.0	0	0	0	0	0	0%
Dec 16	Mia	W 0/0	INACTIVE								
Dec 23	at Det	W 0/0	INACTIVE								
Dec 30	Chi	L 1/0	0	0	0.0	0	0	0	0	0	0%
Totals		3/0	0	0	0.0	0	0	0	0	0	0%





KERRYON JOHNSON

RUNNING BACK | 34



Height: 5-11 **Weight:** 211 **DOB:** June 30, 1997 (Age 24)

NFL Experience: 4th Year (1st with Eagles) **Draft:** D2-18 (43rd overall) by DET **Acquired:** W-Det-21

College: Auburn **Hometown (HS):** Huntsville, AL (Madison Academy)

CAREER STATISTICS

Year	Team	GP/S	RUSHING					RECEIVING					TYS	OFF SNAPS	
			Att	Yds	Avg	Lg	TD	Rec	Yds	Avg	Lg	TD		No	Pct
2018	Detroit	10/7	118	641	5.4	71	3	32	213	6.7	24	1	854	346	32%
2019	Detroit	8/7	113	403	3.6	20	3	10	127	12.7	36t	1	530	274	25%
2020	Detroit	16/2	52	181	3.5	14	2	19	187	9.8	20	1	368	295	28%
Totals		34/16	283	1,225	4.3	71	8	61	527	8.6	36t	3	1,752	---	---

ADDITIONAL STATISTICS

Fumbles/Lost: 3/3 - 2020 (1/1), 2019 (1/1), 2018 (1/1)

CAREER HIGHS

Rush Attempts	26	9/29/19 vs. KC
Rushing Yards	158	10/21/18 at Mia.
Rushing Long	71	10/21/18 at Mia.
Rushing TDs	1	8x, last: 12/13/20 vs. GB
Receptions	6	2x, last: 11/11/18 at Chi.
Receiving Yards	69	10/28/18 vs. Sea.
Receiving Long	36t	9/15/19 vs. LAC
Receiving TDs	1	3x, last: 11/1/20 vs. Ind.
Scrimmage Yards	179	10/21/18 at Mia.
Offensive TDs	2	11/11/18 at Chi.

2020 SEASON - LIONS

- ▶ Appeared in all 16 games (two starts) and recorded 368 scrimmage yards in 295 offensive snaps (28%) ... Rushed 52 times for 181 yards and 2 TDs and posted 19 catches for 187 yards
- ▶ Produced a season-best 98 scrimmage yards (46 rushing, 52 receiving) on 15 touches vs. Hou. (11/26/20)

2019 SEASON - LIONS

- ▶ Saw action in 274 offensive snaps (25%) over eight contests and combined for 530 scrimmage yards ... Registered 403 yards with 3 TDs on 113 carries as well as 127 yards on 10 catches
- ▶ Totaled 125 yards on a career-high 26 rush attempts (4.8 avg.) vs. KC (9/29/19) ... Added 2 receptions for 32 yards
- ▶ Posted a career-long 36-yard receiving TD in the win vs. LAC (9/15/19) ... Finished the game with 88 scrimmage yards

2018 SEASON - LIONS

- ▶ Rushed 118 times for 641 yards (5.4 avg.) and 3 TDs and logged 32 receptions for 213 yards and 1 TD over 346 offensive snaps (32%) as a rookie ... Ranked 2nd in the NFL in yards per carry, trailing only **Aaron Jones** (5.5) (min. 100 attempts)
- ▶ Tallied a career-high-tying 6 catches for 38 yards, including a 13-yard TD reception at Chi. (11/11/18) ... Added 14 rushes for 51 yards and 1 TD, marking his first career multi-TD game
- ▶ Produced career highs in receptions (6) and receiving yards (69) vs. Sea. (10/28/18) ... Finished with 91 scrimmage yards
- ▶ Notched a career-high 158 yards on 19 rush attempts in the win at Mia. (10/21/18) ... Marked the most rushing yards by a Lions rookie since **Kevin Jones** on 12/5/04 vs. Arizona (196) ... His career-long 71-yard rushing TD was the longest run by a Lion since **Jahvid Best's** 88-yard carry on 10/10/11 vs. Chicago
- ▶ Registered 101 yards on 16 carries (6.3 avg.) in the win vs. NE (9/23/18) ... Marked his first career 100+ yard performance

COLLEGE HIGHLIGHTS

- ▶ Played collegiately at Auburn (2015-17), where he totaled 2,494 rushing yards and 32 TDs on 519 carries (4.8 avg.) in 36 career games ... Added 55 receptions for 478 yards and 2 TDs
- ▶ Named the 2017 SEC Player of the Year and first-team All-SEC after rushing for a career-high 1,391 yards and 18 TDs



2020 GAME-BY-GAME STATISTICS (DETROIT)

Date	Opp	GP/S	RUSHING					RECEIVING					TYS	SNAPS		
			Att	Yds	Avg	Lg	TD	Rec	Yds	Avg	Lg	TD		No	Pct	
Sep 13	Chi	L	1/1	7	14	2.0	5	0	0	0	---	--	0	14	20	26%
Sep 20	at GB	L	1/1	8	32	4.0	8	1	0	0	---	--	0	32	19	32%
Sep 27	at Ari	W	1/0	3	16	5.3	9	0	1	14	14.0	14	0	30	20	30%
Oct 4	NO	L	1/0	3	9	3.0	5	0	1	3	3.0	3	0	12	11	18%
Oct 18	at Jax	W	1/0	4	9	2.3	9	0	1	11	11.0	11	0	20	17	22%
Oct 25	at Atl	W	1/0	0	0	---	--	0	0	0	---	--	0	0	14	23%
Nov 1	Ind	L	1/0	0	0	---	--	0	2	15	7.5	9t	1	15	11	18%
Nov 8	at Min	L	1/0	4	29	7.3	14	0	3	36	12.0	13	0	65	25	33%
Nov 15	Was	W	1/0	1	3	3.0	3	0	0	0	---	--	0	3	9	15%
Nov 22	at Car	L	1/0	6	17	2.8	8	0	2	21	10.5	14	0	38	39	70%
Nov 26	Hou	L	1/0	11	46	4.2	8	0	4	52	13.0	20	0	98	39	48%
Dec 6	at Chi	W	1/0	3	3	1.0	2	0	2	8	4.0	5	0	11	30	44%
Dec 13	GB	L	1/0	2	3	1.5	2t	1	1	10	10.0	10	0	13	14	21%
Dec 20	at Ten	L	1/0	0	0	---	--	0	0	0	---	--	0	0	7	11%
Dec 26	TB	L	1/0	0	0	---	--	0	2	17	8.5	10	0	17	11	21%
Jan 3	Min	L	1/0	0	0	---	--	0	0	0	---	--	0	0	9	16%
Totals			16/2	52	181	3.5	14	2	19	187	9.8	20	1	368	295	28%

100+ YARD RUSHING GAMES (3)

Date	Opponent	Yds
10/21/18	at Miami Dolphins (W, 32-21)	158
9/29/19	vs. Kansas City Chiefs (L, 30-34)	125
9/23/18	vs. New England Patriots (W, 26-10)	101

BIRDSEED

- ▶ Attended Madison Academy (AL) High School ... Named a 2014 *USA Today* All-American and Alabama Mr. Football after leading Madison Academy to its third-straight state championship ... The three-time first-team All-State selection ended his senior year with 1,659 rushing yards, 25 rushing TDs, 598 receiving yards, 8 receiving TDs, 71 tackles, 5 FFs and 6 INTs

TRANSACTIONS

- ▶ **5/7/21** - Claimed off waivers by PHI ... **5/6/21** - Waived by DET ... **12/21/19** - Activated from Reserve/Injured ... **10/22/19** - Placed on Reserve/Injured ... **12/18/18** - Placed on Reserve/Injured ... **2018** - Drafted by DET in 2nd round (43rd overall)



2019 GAME-BY-GAME STATISTICS (DETROIT)																	
Date	Opp			GP/S	RUSHING					RECEIVING					TYS	SNAPS	
					Att	Yds	Avg	Lg	TD	Rec	Yds	Avg	Lg	TD		No	Pct
Sep 8	at Ari	T	1/1	16	49	3.1	9	0	2	13	6.5	7	0	62	48	57%	
Sep 15	LAC	W	1/1	12	41	3.4	9	0	2	47	23.5	36t	1	88	33	55%	
Sep 22	at Phi	W	1/1	20	36	1.8	11	1	1	7	7.0	7	0	43	47	77%	
Sep 29	KC	L	1/1	26	125	4.8	14	0	2	32	16.0	22	0	157	53	70%	
Oct 14	at GB	L	1/1	13	34	2.6	8	1	2	27	13.5	20	0	61	39	71%	
Oct 20	Min	L	1/1	5	23	4.6	6	0	0	0	---	--	0	23	11	15%	
Oct 27	NYG	W	0/0	RESERVE/INJURED													
Nov 3	at Oak	L	0/0	RESERVE/INJURED													
Nov 10	at Chi	L	0/0	RESERVE/INJURED													
Nov 17	Dal	L	0/0	RESERVE/INJURED													
Nov 24	at Was	L	0/0	RESERVE/INJURED													
Nov 28	Chi	L	0/0	RESERVE/INJURED													
Dec 8	at Min	L	0/0	RESERVE/INJURED													
Dec 15	TB	L	0/0	RESERVE/INJURED													
Dec 22	at Den	L	1/0	10	42	4.2	8	0	1	1	1.0	1	0	43	16	32%	
Dec 29	GB	L	1/1	11	53	4.8	20	1	0	0	---	--	0	53	27	45%	
Totals				8/7	113	403	3.6	20	3	10	127	12.7	36t	1	530	274	25%

2018 GAME-BY-GAME STATISTICS (DETROIT)																	
Date	Opp			GP/S	RUSHING					RECEIVING					TYS	SNAPS	
					Att	Yds	Avg	Lg	TD	Rec	Yds	Avg	Lg	TD		No	Pct
Sep 10	NYJ	L	1/0	5	17	3.4	9	0	3	20	6.7	9	0	37	16	23%	
Sep 16	at SF	L	1/0	8	43	5.4	21	0	5	23	4.6	8	0	66	36	47%	
Sep 23	NE	W	1/0	16	101	6.3	15	0	2	9	4.5	5	0	110	32	44%	
Sep 30	at Dal	L	1/1	9	55	6.1	32	1	1	1	1.0	1	0	56	20	37%	
Oct 7	GB	W	1/1	12	70	5.8	24	0	2	15	7.5	12	0	85	29	47%	
Oct 21	at Mia	W	1/1	19	158	8.3	71	0	2	21	10.5	15	0	179	38	59%	
Oct 28	Sea	L	1/1	8	22	2.8	7	0	6	69	11.5	24	0	91	48	81%	
Nov 4	at Min	L	1/1	12	37	3.1	6	0	3	7	2.3	11	0	44	39	56%	
Nov 11	at Chi	L	1/1	14	51	3.6	10	1	6	38	6.3	13t	1	89	55	71%	
Nov 18	Car	W	1/1	15	87	5.8	24	1	2	10	5.0	7	0	97	33	51%	
Nov 22	Chi	L	0/0	INACTIVE													
Dec 2	LAR	L	0/0	INACTIVE													
Dec 9	at Ari	W	0/0	INACTIVE													
Dec 16	at Buf	L	0/0	INACTIVE													
Dec 23	Min	L	0/0	RESERVE/INJURED													
Dec 30	at GB	W	0/0	RESERVE/INJURED													
Totals				10/7	118	641	5.4	71	3	32	213	6.7	24	1	854	346	32%



LANE JOHNSON

TACKLE | 65



Height: 6-6 **Weight:** 317 **DOB:** May 8, 1990 (Age 31)
NFL Experience: 9th Year (9th with Eagles) **Draft:** D1-13 (4th overall) by PHI
College: Oklahoma **Hometown (HS):** Groveton, TX (Groveton)

All-Pro: 2017 Pro Bowl: 2018, 2019, 2020 Super Bowl Champion: 2017 (LII)

CAREER STATISTICS

Year	Team	GP/S	STARTS		OFF SNAPS	
			LT	RT	No	Pct
2013	Philadelphia	16/16	0	16	1,102	100%
2014	Philadelphia	12/12	0	12	889	76%
2015	Philadelphia	16/16	2	14	1,156	100%
2016	Philadelphia	6/6	0	6	407	36%
2017	Philadelphia	15/15	0	15	964	85%
2018	Philadelphia	15/15	0	15	962	88%
2019	Philadelphia	12/12	0	12	773	65%
2020	Philadelphia	7/7	0	7	404	36%
Totals		99/99	2	97	---	---

PLAYOFFS						
2013	Philadelphia	1/1	0	1	58	100%
2017	Philadelphia	3/3	0	3	207	100%
2018	Philadelphia	2/2	0	2	119	100%
2019	Philadelphia	0/0	0	0	0	0%
Totals		6/6	0	6	---	---

First job: Grave digger in high school ... **Biggest pet peeve:** Drivers that take a long time to make a turn ... **Hobbies:** Hunting and fishing ... **Favorite teams/athletes growing up:** Houston Rockets, Green Bay Packers and Brett Favre ... **If he could play another sport, what position/team:** Small forward, Houston Rockets ... **Favorite movie:** *Forrest Gump* ... **Favorite TV show:** *Impractical Jokers* ... **Three favorite throwback jerseys:** Hakeem Olajuwon, Rockets; Michael Vick, Falcons; Bo Jackson, Raiders



CAREER HIGHLIGHTS

- ▶ Is a three-time **Pro Bowl** selection (2018, '19, '20), 2017 *Associated Press* first-team **All-Pro** honoree and **Super Bowl LII** champion ... Is tied for the 2nd-most Pro Bowls by an OT in franchise history, behind **Jason Peters** (seven) ... Is also one of only three Eagles OTs to earn three consecutive Pro Bowl nods, joining Peters (2013-16) and **Frank "Bucko" Kilroy** (1953-55)
- ▶ In 2019, was part of an OL that became the fourth unit in Eagles history to send three players to the Pro Bowl (also **Brandon Brooks** and **Jason Kelce**) ... Allowed only 1 sack in 773 offensive snaps and helped the team rank 3rd in red zone TD efficiency (66.7%) and 4th in third-down conversion rate (45.4%)
- ▶ Blocked for one of the most dominant OLs in the league during Philadelphia's **Super Bowl LII**-winning season in 2017 ... Contributed to just the fifth OL in Eagles history to feature multiple All-Pros (also Kelce, both first-team selections) ... Helped the Eagles lead the NFL in red zone offense (65.5%) and rank 3rd in rushing offense (132.2 ypg) and offensive points per game (26.3)
- ▶ Helped Philadelphia finish 3rd in points per game (29.6), 5th in total offense (396.8 ypg), 6th in passing offense (272.3 ypg) and 9th in rushing offense (124.5 ypg) while setting team records in points (474) and TDs (54) during the 2014 season ... Surrendered only 1 sack in 889 offensive snaps
- ▶ Started all 16 games as a rookie and paved the way for the NFL's leading rusher – **LeSean McCoy** (1,607 yards) – in 2013 ... Was a member of the league's 2nd-ranked offense (417.3 ypg), which also ranked 1st in rushing (160.4 ypg) and 4th in scoring (27.6) ... Became the first Eagles rookie OT to start in a season opener since **John Welbourn** in 1999

COLLEGE HIGHLIGHTS

- ▶ As a senior in 2012, started 11 games at LT and garnered third-team All-America honors from CBSSports.com and second-team All-Big 12 recognition from the league's coaches ... Anchored a Sooners offense that ranked 12th in the nation with 497.9 total yards per game and posted a team-best 123 knockdowns ... Led the conference with 19 TD-resulting blocks
- ▶ Started 12 games at RT as a junior in 2011, as Oklahoma ranked 10th nationally in scoring (39.5 ppg), 5th in offense (512.3 ypg), 5th in passing (349.4 ypg) and 7th in fewest sacks allowed (11)
- ▶ Began his sophomore season in 2010 as a TE before converting to the defensive line ... Redshirted in 2009 after transferring
- ▶ Appeared in nine games as a reserve QB at Kilgore College (TX) in 2008, completing 32-of-61 (52.5%) attempts for 510 yards, 3 TDs and 7 INTs, while adding 24 yards and 1 TD on 17 carries

BIRDSEED

- ▶ During quarantine amid the COVID-19 pandemic, launched his own podcast, "Outside the Lane," which streamed on Instagram Live and is archived on YouTube ... The project found success almost immediately and has featured a wide array of guests, including "Stone Cold" Steve Austin, Charles Barkley, Brett Favre, Bryce Harper, Bob Saget and Mike Trout, among others



- ▶ Majored in human relations at Oklahoma
- ▶ Began his collegiate career at Kilgore College (TX), where at 202 pounds he was the Rangers' QB in 2008 ... After transferring to Oklahoma as a TE in 2009, he redshirted for one year before playing TE and DE in 2010 ... Settled in as a RT in 2011 prior to transitioning to the left side of the OL in 2012
- ▶ Attended Groveton (TX) High School, where he played QB and S and was an all-region and all-state selection ... Also participated in baseball, basketball and track and field ... Placed 4th in the shot put at the state's track championships ... His graduating class had just 35 students (Groveton's population in 2010 was 1,057)
- ▶ Did not start playing football until the 7th grade, when he was a QB for his middle school team in Coldspring, TX
- ▶ Credits his mother, Ray Ann, for helping him get to where he is today ... Ray Ann has a degree in criminal justice and works as a social worker with death-row inmates at a prison in Riverside, TX ... Purchased his mother a new home in 2014

TRANSACTIONS

- ▶ **12/2/20** - Placed on Reserve/Injured ... **8/11/20** - Activated from Reserve/COVID-19 ... **7/29/20** - Placed on Reserve/COVID-19 ... **11/29/19** - Signed by PHI to 4-year contract extension ... **12/20/16** - Activated from Reserve/Suspended ... **10/11/16** - Suspended by NFL for 10 games ... **1/29/16** - Signed by PHI to 6-year contract through 2021 ... **9/29/14** - Activated from Reserve/Suspended ... **7/23/14** - Suspended by NFL for four games ... **2013** - Drafted by PHI in 1st round (4th overall)



PATRICK JOHNSON

LINEBACKER | 48



Height: 6-2 **Weight:** 240 **DOB:** Jan. 10, 1998 (Age 23)

NFL Experience: Rookie (1st with Eagles) **Draft:** D7-21 (234th overall) by PHI

College: Tulane **Hometown (HS):** Chattanooga, TN (Notre Dame)

COLLEGE STATISTICS

Year	College	GP	TACKLES					PASS DEFENSE					FUMBLES			DEF SNAPS		
			Total	Solo	Asst	TFL	Sacks	Int	Yds	Lg	TD	PD	FF	FR	Yds	No	Pct	
2017	Tulane	12	12	6	6	1	0.0	0	0	--	0	0	0	0	0	0	---	---
2018	Tulane	13	49	34	15	16	10.5	0	0	--	0	5	4	1	0	---	---	
2019	Tulane	13	35	24	11	8.5	4.0	0	0	--	0	4	0	0	0	---	---	
2020	Tulane	11	39	28	11	14.5	10.0	0	0	--	0	2	2	0	0	---	---	
Totals		49	135	92	43	40	24.5	0	0	--	0	11	6	1	0	---	---	



COLLEGE HIGHLIGHTS

- ▶ Played collegiately at Tulane, where he totaled 135 tackles (92 solo), 40 TFLs, 24.5 sacks, 11 PDs, 6 FFs and 1 FR in 49 career games ... Finished as the Green Wave's all-time sacks leader
- ▶ Garnered first-team All-AAC accolades following his senior year in 2020, when he notched 14.5 TFLs and 10.0 sacks
- ▶ As a junior in 2019, started all 13 games and led Tulane in TFLs (8.5) and sacks (4.0) en route to second-team All-AAC honors
- ▶ Played in all 13 games (12 starts) as a sophomore in 2018 and received All-AAC recognition after leading the team and ranking second in the conference with a career-high 10.5 sacks

BIRDSEED

- ▶ Attended Notre Dame (TN) High School ... Has an older sister and a younger sister ... Majored in health and wellness

TRANSACTIONS

- ▶ **2021** - Drafted by PHI in 7th round (234th overall)



LUKE JURIGA

CENTER | 74

(pronounced juh-REE-guh)

Height: 6-4 **Weight:** 301 **DOB:** June 7, 1997 (Age 24)

NFL Experience: 2nd Year (2nd with Eagles) **Draft:** UDFA-20 by PHI

College: Western Michigan **Hometown (HS):** Aurora, IL (Marmion Academy)



CAREER STATISTICS

			STARTS	OFF SNAPS	
Year	Team	GP/S	C	No	Pct
2020	Philadelphia	13/0	0	13	1%
Totals		13/0	0	---	---

CAREER HIGHLIGHTS

- ▶ Played in 13 games as a rookie in 2020, appearing in 13 offensive snaps (1%) and 35 special teams snaps (8%) ... Made his NFL debut in the 25-20 victory at SF (10/4/20)

COLLEGE HIGHLIGHTS

- ▶ Started all 52 career games he played in at Western Michigan ... Totaled 890+ snaps in each of his last three seasons ... Was part of the 3rd-winningest senior class in program history
- ▶ Played RG his first three seasons before shifting to C in 2019
- ▶ Received 2019 All-America honors from *Phil Steele* and was a three-time All-Mid-American Conference choice (second team in 2017 and first team in 2018 and 2019) ... Also named a four-time Academic All-MAC honoree (2016-19) and three time MAC Distinguished Scholar Athlete (2017-19)


BIRDSEED

- ▶ Earned a degree in manufacturing engineering technology
- ▶ Prepped at the Marmion Academy (IL) ... During his high school career, was named Chicago Catholic League Co-Offensive Player of the Year as well as a 6A All-State selection
- ▶ Is the son of Jim and Denise Juriga ... Jim played three seasons in the NFL and started on the OL for the Super Bowl XXIV Champion Denver Broncos ... Denise played volleyball at Illinois

TRANSACTIONS

- ▶ **10/3/20** - Signed by PHI to active roster from practice squad ...
- ▶ **9/6/20** - Signed by PHI to practice squad ... **9/3/20** - Waived by PHI ...
- ▶ **2020** - Signed by PHI as UDFA





JASON KELCE

CENTER | 62



Height: 6-3 Weight: 295 DOB: Nov. 5, 1987 (Age 33)

NFL Experience: 11th Year (11th with Eagles) Draft: D6a-11 (191st overall) by PHI

College: Cincinnati Hometown (HS): Cleveland, OH (Cleveland Heights)

All-Pro: 2017, 2018, 2019 Pro Bowl: 2015, 2017, 2020, 2021 Super Bowl Champion: 2017 (LII)

CAREER STATISTICS

			STARTS	OFF SNAPS	
Year	Team	GP/S	C	No	Pct
2011	Philadelphia	16/16	16	N/A	N/A
2012	Philadelphia	2/2	2	136	12%
2013	Philadelphia	16/16	16	1,095	99%
2014	Philadelphia	12/12	12	828	70%
2015	Philadelphia	16/16	16	1,156	100%
2016	Philadelphia	16/16	16	1,133	100%
2017	Philadelphia	16/16	16	1,079	95%
2018	Philadelphia	16/16	16	1,037	95%
2019	Philadelphia	16/16	16	1,183	100%
2020	Philadelphia	16/16	16	1,124	99%
Totals		142/142	142	---	---

PLAYOFFS					
Year	Team	GP/S	C	No	Pct
2013	Philadelphia	1/1	1	58	100%
2017	Philadelphia	3/3	3	207	100%
2018	Philadelphia	2/2	2	119	100%
2019	Philadelphia	1/1	1	69	100%
Totals		7/7	7	---	---

CAREER HIGHLIGHTS

- ▶ Is a four-time **Pro Bowl** selection (2015, '17, '20, '21), three-time *Associated Press* first-team **All-Pro** honoree (2017, '18, '19) and **Super Bowl LII** champion ... Owns the most Pro Bowls ever by an Eagles C ... Is one of six NFL Cs to earn three first-team All-Pro nods since the 1970 merger, joining Pro Football Hall of Famers **Dermontti Dawson** (six, 1988-2000), **Mike Webster** (five, 1974-90), **Dwight Stephenson** (four, 1980-87), **Jim Langer** (three, 1970-81) and **Kevin Mawae** (three, 1994-2009) ... Is the ninth player in franchise history to be named first-team All-Pro three times
- ▶ Has started 105 consecutive regular-season games, the longest active streak among NFL Cs (longest streak by an Eagles C since the 1970 merger) ... Is the first NFL C with 100+ straight starts in the regular season since **Chris Myers** from 2007-14 (123)
- ▶ In 2019, was part of an OL that became the fourth unit in team history to feature three Pro Bowlers (also **Brandon Brooks** and **Lane Johnson**) ... Helped the Eagles rank 3rd in red zone TD efficiency (66.7%) and 4th in third-down conversions (45.4%)
- ▶ Did not allow a sack in 1,037 offensive snaps (95%) in 2018
- ▶ Blocked for one of the most dominant OLs in the league during Philadelphia's **Super Bowl LII**-winning season in 2017 ... Contributed to just the fifth OL in franchise history to include multiple All-Pros (also Johnson) ... Helped the Eagles lead the NFL in red zone offense (65.5%) and rank 3rd in rushing offense (132.2 ypg) and offensive points per game (26.3)
- ▶ A member of the third OL in team history to send three players to the Pro Bowl in 2014, joining **Evan Mathis** and **Jason Peters** ... Helped the Eagles finish 3rd in the league in points per game (29.6), 5th in total offense (396.8 ypg), 6th in passing offense (272.3 ypg) and 9th in rushing offense (124.5 ypg) while setting franchise records in points (474) and TDs (54)
- ▶ Paved the way for the top rushing offense (160.4 ypg) in 2013, highlighted by the NFL's leading rusher - **LeSean McCoy** (1,607 yards) ... Philadelphia also ranked 2nd in the league in total offense (417.3 ypg) and 4th in scoring offense (27.6 ppg)
- ▶ In 2011, became the first Eagles rookie OL to start all 16 games since **Doug Brzezinski** in 1999 (first Eagles rookie C to do so) ... Surrendered only 1 sack during his debut season

COLLEGE HIGHLIGHTS

- ▶ Played in 47 career games at Cincinnati and started each of his final 38 contests at LG (26) and C (12) ... Started all 12 games at C during his senior season in 2010, earning All-America honorable mention and first-team All-Big East accolades ... Named second-team All-Big East following the 2008-09 seasons
- ▶ Added more than 40 pounds to his frame in the 2007 offseason and transitioned to OL ... Originally joined Cincinnati's team as a walk-on in 2006, when he received Scout Team Defensive Player of the Year honors as a 240-pound LB

If he could play another sport, what position/team: Center for the Philadelphia Flyers ... **First job:** Worked a youth hockey camp when he was 14 years old ... **First football team:** Played LB and FB for the Roxboro Rockets in 7th grade ... **Three items needed on deserted island:** Duct tape, lighter, fishing pole ... **Three favorite throwback jerseys:** Chuck Bednarik, Philadelphia Eagles; Jim Brown, Cleveland Browns; Wayne Gretzky, Edmonton Oilers ... **Pregame ritual:** Listens to Christmas music and combs his beard ... **Favorite movies:** *The Big Lebowski* and *The Last Gladiators* ... **Favorite teams/athletes as a kid:** All Cleveland teams, Michael Jordan, Wayne Gretzky and Jerome Bettis





BIRDSEED

- ▶ Dressed in Mummers regalia at the podium atop the steps of the Philadelphia Museum of Art, closed the **Super Bowl LII** Parade of Champions with an emotional, powerful and iconic speech that solidified his unique place in Philadelphia folklore ... Inspired by the “underdog” theme associated with the playoff run, delivered an ode to his teammates and the city’s resilient spirit
- ▶ Graduated from Cincinnati with a degree in marketing
- ▶ Comes from a football lineage, as his younger brother, Travis, was a teammate at Cincinnati (2008-10) playing TE and was drafted by Kansas City in the 3rd round in 2013 ... His uncle, Don Blalock Jr., played DT for Purdue (1976-77) and his grandfather, Don Blalock, played football at Ohio University
- ▶ Is the son of Donna and Ed Kelce ... Donna works in banking and Ed is a sales rep in the steel business ... He and his wife, Kylie, have two daughters, Wyatt Elizabeth and Elliotte Ray

TRANSACTIONS

- ▶ **3/2/19** - Agreed to terms with PHI on 1-year contract extension ... **2/27/14** - Signed by PHI to 7-year contract extension ... **9/8/12** - Placed on Reserve/Injured ... **2011** - Drafted by PHI in 6th round (191st overall)



RYAN KERRIGAN

DEFENSIVE END | 90



Height: 6-4 Weight: 265 DOB: Aug. 16, 1988 (Age 32)

NFL Experience: 11th Year (1st with Eagles) Draft: D1-11 (16th overall) by WAS Acquired: FA-Was-21

College: Purdue Hometown (HS): Muncie, IN (Muncie Central)

Pro Bowl: 2013, 2017, 2018, 2019 All-Rookie: 2011

CAREER STATISTICS

Year	Team	GP/S	TACKLES					PASS DEFENSE					FUMBLES			DEF SNAPS	
			Total	Solo	Asst	TFL	Sacks	Int	Yds	Lg	TD	PD	FF	FR	Yds	No	Pct
2011	Washington	16/16	64	42	22	9	7.5	1	9	9t	1	4	4	0	0	N/A	N/A
2012	Washington	16/16	54	42	12	10	8.5	1	28	28t	1	8	2	1	0	1,065	99%
2013	Washington	16/16	66	47	19	15	8.5	0	0	--	0	3	4	0	0	974	95%
2014	Washington	16/16	64	51	13	18	13.5	0	0	--	0	1	5	1	0	978	95%
2015	Washington	16/16	42	33	9	12	9.5	0	0	--	0	3	2	0	0	889	84%
2016	Washington	16/16	33	26	7	18	11.0	0	0	--	0	2	2	0	0	786	72%
2017	Washington	16/16	46	34	12	15	13.0	1	24	24t	1	1	3	0	0	820	75%
2018	Washington	16/16	43	30	13	11	13.0	0	0	--	0	1	3	1	0	819	79%
2019	Washington	12/12	25	16	9	6	5.5	0	0	--	0	1	1	0	0	642	57%
2020	Washington	16/1	17	9	8	5	5.5	0	0	--	0	1	0	1	6	397	38%
Totals		156/141	454	330	124	119	95.5	3	61	28t	3	25	26	4	6	---	---

PLAYOFFS

2012	Washington	1/1	4	2	2	0	0.0	0	0	--	0	0	0	0	0	71	100%
2015	Washington	1/1	2	1	1	0	0.0	0	0	--	0	1	0	0	0	75	100%
2020	Washington	1/0	0	0	0	0	0.0	0	0	--	0	0	0	0	0	27	36%
Totals		3/2	6	3	3	0	0.0	0	0	--	0	1	0	0	0	---	---

CAREER HIGHS

Tackles	9	10/12/14 at Ari.
Sacks	4.0	9/14/14 vs. Jax.
INTs	1	3x, last: 9/10/17 vs. Phi.
PDs	2	3x, last: 12/16/12 at Cle.
FFs	2	11/13/11 at Mia.
FRs	1	4x, last: 9/13/20 vs. Phi.

CAREER HIGHLIGHTS

- ▶ A four-time **Pro Bowl** selection (2013, '17, '18, '19) and two-time PFWA **All-NFC** honoree (2016, '17) ... Finished his career in Washington as the franchise's all-time leader in sacks (95.5)
- ▶ Is one of five players in NFL history to record 7.5+ sacks in each of the first eight years of their career (since 1982), joining **Jared Allen**, **Derrick Thomas**, **DeMarcus Ware** and **Reggie White**
- ▶ Voted to the 2011 PFWA **All-Rookie** Team

2020 SEASON - WASHINGTON

- ▶ Produced 17 tackles (9 solo), 5.5 sacks, 5 TFLs, 1 PD and 1 FR
- ▶ Surpassed **Dexter Manley** (91.0, 1982-89) for the most sacks in franchise history in the season opener vs. Phi. (9/13/20)

2019 SEASON - WASHINGTON

- ▶ Logged 25 tackles (16 solo), 6 TFLs, 5.5 sacks, 1 PD and 1 FF
- ▶ Rendered inactive due to injury at Car. (12/1/19), which marked his first ever NFL game missed ... Snapped a streak of 140 consecutive games (all starts) to begin his career

2018 SEASON - WASHINGTON

- ▶ Led the defense in both sacks (13.0) and QB hits (19) ... Also totaled 43 tackles (30 solo) with 11 TFLs, 1 PD, 3 FFs and 1 FR
- ▶ Tied **Charles Mann** for the 2nd-most seasons with double-digit sacks (four) in franchise history at Jax. (12/16/18)

2017 SEASON - WASHINGTON

- ▶ Finished the season with a team-high 13.0 sacks along with 46 tackles (34 solo), 3 FFs and 1 INT (returned for a TD)



2020 GAME-BY-GAME STATISTICS (WAS)

Date	Opp	GP/S	Tot	Solo	Sk	Int	PD	FF	FR	Snaps	Pct	
Sep 13	Phi	W	1/0	2	2	2.0	0	0	0	1	22	32%
Sep 20	at Ari	L	1/0	0	0	0.0	0	0	0	0	23	30%
Sep 27	at Cle	L	1/0	3	1	0.0	0	0	0	0	41	65%
Oct 4	Bal	L	1/1	0	0	0.0	0	0	0	0	29	51%
Oct 11	LAR	L	1/0	0	0	0.0	0	0	0	0	21	31%
Oct 18	at NYG	L	1/0	1	1	1.0	0	0	0	0	7	15%
Oct 25	Dal	W	1/0	2	1	1.0	0	0	0	0	16	28%
Nov 8	NYG	L	1/0	1	0	0.5	0	0	0	0	29	38%
Nov 15	at Det	L	1/0	0	0	0.0	0	0	0	0	23	39%
Nov 22	Cin	W	1/0	3	3	1.0	0	0	0	0	27	40%
Nov 26	at Dal	W	1/0	0	0	0.0	0	0	0	0	30	51%
Dec 7	at Pit	W	1/0	1	0	0.0	0	0	0	0	30	42%
Dec 13	at SF	W	1/0	1	0	0.0	0	1	0	0	37	46%
Dec 20	Sea	L	1/0	0	0	0.0	0	0	0	0	24	42%
Dec 27	Car	L	1/0	1	0	0.0	0	0	0	0	22	33%
Jan 3	at Phi	W	1/0	2	1	0.0	0	0	0	0	16	24%
Totals			16/1	17	9	5.5	0	1	0	1	397	38%

PLAYOFFS

Jan 9	TB	L	1/0	0	0	0.0	0	0	0	0	27	36%
Totals			1/0	0	0	0.0	0	0	0	0	27	36%



2019 GAME-BY-GAME STATISTICS (WAS)

Date	Opp	GP/S	Tot	Solo	Sk	Int	PD	FF	FR	Snaps	Pct		
Sep 8	at Phi	L	1/1	1	0	0.0	0	0	0	0	58	78%	
Sep 15	Dal	L	1/1	2	2	1.0	0	0	0	0	49	71%	
Sep 23	Chi	L	1/1	0	0	0.0	0	0	0	0	54	86%	
Sep 29	at NYG	L	1/1	3	1	0.0	0	0	0	0	53	69%	
Oct 6	NE	L	1/1	1	0	0.5	0	1	0	0	64	83%	
Oct 13	at Mia	W	1/1	1	1	0.0	0	0	0	0	61	81%	
Oct 20	SF	L	1/1	4	2	0.5	0	0	0	0	57	89%	
Oct 24	at Min	L	1/1	2	2	0.0	0	0	0	0	51	71%	
Nov 3	at Buf	L	1/1	2	1	0.0	0	0	0	0	54	87%	
Nov 17	NYJ	L	1/1	4	4	2.0	0	0	1	0	57	81%	
Nov 24	Det	W	1/1	4	2	0.5	0	0	0	0	54	73%	
Dec 1	at Car	W	0/0	INACTIVE									
Dec 8	at GB	L	1/1	1	1	1.0	0	0	0	0	30	50%	
Dec 15	Phi	L	0/0	RESERVE/INJURED									
Dec 22	NYG	L	0/0	RESERVE/INJURED									
Dec 29	at Dal	L	0/0	RESERVE/INJURED									
Totals			12/12	25	16	5.5	0	1	1	0	642	57%	

- ▶ Made his 100th career regular-season start at KC (10/2/17) ... According to *Elias Sports*, became the first Washington player since 1970 to open their career with 100 consecutive starts

2016 SEASON - WASHINGTON

- ▶ Became the first Washington player to start all 16 games in six consecutive seasons to begin a career since the adoption of the 16-game schedule in 1978 ... Led the NFL with 18 TFLs and compiled 33 tackles (26 solo), 11.0 sacks, 2 FFs and 2 PDs

2015 SEASON - WASHINGTON

- ▶ Accrued 42 tackles (33 solo), 9.5 sacks, 3 PDs and 2 FFs ... Made 2 tackles (1 solo) and 1 PD in the Wild Card vs. GB (1/10/16)

2014 SEASON - WASHINGTON

- ▶ Started all 16 games and posted a career-high 13.5 sacks ... Tied for the NFL lead in FFs (5), becoming the first member of Washington to finish atop league rankings in that category since **LaVar Arrington** in 2003 (6) ... Added 64 tackles with 18 TFLs
- ▶ Tallied a career-best 4.0 sacks vs. Jax. (9/14/14)

2013 SEASON - WASHINGTON

- ▶ Recorded a career-high 66 tackles (47 solo) along with 15 TFLs, 8.5 sacks, 4 FFs and 3 PDs in 16 starts

2012 SEASON - WASHINGTON

- ▶ Notched 54 tackles (42 solo), 10 TFLs, 8.5 sacks, 8 PDs, 2 FFs, 1 FR and 1 INT (returned for a TD) in 16 appearances ... Became Washington's first player since the 1970 merger to produce an INT-TD in each of his first two NFL seasons

2011 SEASON - WASHINGTON

- ▶ Finished his debut season with 64 tackles (42 solo), 9 TFLs, 7.5 sacks, 4 FFs, 4 PDs and 1 INT (returned for a TD) ... Led the team with 42 QB pressures ... His 4 FFs were a team rookie record
- ▶ Named **NFL Defensive Rookie of the Month** for September

2018 GAME-BY-GAME STATISTICS (WAS)

Date	Opp		GP/S	Tot	Solo	Sk	Int	PD	FF	FR	Snaps	Pct
Sep 9	at Ari	W	1/1	0	0	0.0	0	0	0	0	36	68%
Sep 16	Ind	L	1/1	1	0	0.0	0	0	0	0	50	82%
Sep 23	GB	W	1/1	1	1	0.0	0	0	0	0	57	83%
Oct 8	at NO	L	1/1	3	3	1.0	0	0	0	0	48	73%
Oct 14	Car	W	1/1	1	1	0.0	0	0	0	0	48	80%
Oct 21	Dal	W	1/1	5	4	2.0	0	1	1	0	50	76%
Oct 28	at NYG	W	1/1	4	2	1.5	0	0	0	0	58	83%
Nov 4	Atl	L	1/1	2	2	1.0	0	0	0	0	52	76%
Nov 11	at TB	W	1/1	2	1	0.0	0	0	1	1	44	64%
Nov 18	Hou	L	1/1	3	2	2.0	0	0	0	0	53	84%
Nov 22	at Dal	L	1/1	4	1	0.5	0	0	0	0	64	91%
Dec 3	at Phi	L	1/1	2	2	0.0	0	0	0	0	59	79%
Dec 9	NYG	L	1/1	7	4	1.0	0	0	0	0	54	84%
Dec 16	at Jax	W	1/1	6	5	2.0	0	0	1	0	46	88%
Dec 22	at Ten	L	1/1	1	1	1.0	0	0	0	0	42	75%
Dec 30	Phi	L	1/1	1	1	1.0	0	0	0	0	58	82%
Totals			16/16	43	30	13.0	0	1	3	1	819	79%

2017 GAME-BY-GAME STATISTICS (WAS)

Date	Opp		GP/S	Tot	Solo	Sk	Int	PD	FF	FR	Snaps	Pct
Sep 10	Phi	L	1/1	3	2	0.5	1	1	0	0	58	84%
Sep 17	at LAR	W	1/1	1	1	1.0	0	0	1	0	37	74%
Sep 24	Oak	W	1/1	4	4	1.0	0	0	0	0	42	82%
Oct 2	at KC	L	1/1	1	0	0.0	0	0	0	0	57	75%
Oct 15	SF	W	1/1	2	1	1.0	0	0	0	0	56	78%
Oct 23	at Phi	L	1/1	6	2	0.5	0	0	1	0	53	82%
Oct 29	Dal	L	1/1	2	2	2.0	0	0	0	0	54	79%
Nov 5	at Sea	W	1/1	3	2	0.0	0	0	0	0	56	67%
Nov 12	Min	L	1/1	1	1	0.0	0	0	0	0	46	75%
Nov 19	at NO	L	1/1	4	4	1.0	0	0	0	0	55	77%
Nov 23	NYG	W	1/1	5	3	2.0	0	0	0	0	46	81%
Nov 30	at Dal	L	1/1	4	3	0.0	0	0	0	0	56	84%
Dec 10	at LAC	L	1/1	2	2	0.0	0	0	0	0	42	58%
Dec 17	Ari	W	1/1	2	2	0.0	0	0	0	0	63	77%
Dec 24	Den	W	1/1	4	3	2.0	0	0	0	0	39	53%
Dec 31	at NYG	L	1/1	2	2	2.0	0	0	1	0	60	77%
Totals			16/16	46	34	13.0	1	1	3	0	820	75%

MULTI-SACK GAMES (19)

Date	Opponent	Sacks
9/14/14	vs. Jacksonville Jaguars (W, 41-10)	4.0
10/16/16	vs. Philadelphia Eagles (W, 27-20)	2.5
9/13/20	vs. Philadelphia Eagles (W, 27-17)	2.0
11/17/19	vs. New York Jets (L, 17-34)	2.0
12/16/18	at Jacksonville Jaguars (W, 16-13)	2.0
11/18/18	vs. Houston Texans (L, 21-23)	2.0
10/21/18	vs. Dallas Cowboys (W, 20-17)	2.0
12/31/17	at New York Giants (L, 10-18)	2.0
12/24/17	vs. Denver Broncos (W, 27-11)	2.0
11/23/17	vs. New York Giants (W, 20-10)	2.0
10/29/17	vs. Dallas Cowboys (L, 19-33)	2.0
11/29/15	vs. New York Giants (W, 20-14)	2.0
10/11/15	at Atlanta Falcons (L, 19-25)	2.0
12/7/14	vs. St. Louis Rams (L, 0-24)	2.0
9/29/13	at Oakland Raiders (W, 24-14)	2.0
9/15/13	at Green Bay Packers (L, 20-38)	2.0
12/23/12	at Philadelphia Eagles (W, 27-20)	2.0
11/13/11	at Miami Dolphins (L, 9-20)	2.0
10/28/18	at New York Giants (W, 20-13)	1.5



COLLEGE HIGHLIGHTS

- ▶ Played collegiately at Purdue from 2007-10 ... Finished his career tied for the all-time NCAA FBS record with 14 FFs ... Tied for the 2nd-most sacks (33.5) in Boilermakers history
- ▶ Named the first unanimous All-American at Purdue since 1980 (seventh overall in school history) as a senior ... Selected as the Big Ten Defensive Player of the Year ... Finished as the runner up for the Ted Hendricks Award (nation's most outstanding DE) and was a semifinalist for the Chuck Bednarik Award, Lombardi Award and Ronnie Lott IMPACT Trophy ... Among FBS players, led the country in TFLs (26) and ranked 2nd in FFs (5) and 3rd in sacks (12.5) while leading the Big Ten in all three categories
- ▶ Earned second-team All-America and first-team All-Big Ten honors following his junior season ... Led the FBS with a school-record-tying 7 FFs, which were the 2nd-most in conference history ... Also ranked 3rd nationally with 13.0 sacks

BIRDSEED

- ▶ Selected as Washington's 2015 Walter Payton Man of the Year nominee for his work in the D.C. metro area community
- ▶ Prepped at Muncie Central (IN) High School, where he lined up at DE and TE on the gridiron ... Earned Defensive Lineman of the Year honors in Mr. Football voting and garnered All-State, All-Division 4A and All-North Central League accolades as a senior ... Recorded 90 tackles and led the state with 19.0 sacks ... Also caught 40 passes for 789 yards (19.7 avg.) and 6 TDs
- ▶ Born Patrick Ryan Kerrigan ... Father, Brendan, played football at Ball State ... Brother, Kyle, was a member of the DePauw swim team ... Sisters, Kristina and Kaitlin, played volleyball at the University of Indianapolis and Grace College, respectively ... Married his wife, Jessica, during the 2018 offseason

TRANSACTIONS

- ▶ **5/17/21** - Agreed to terms with PHI ... **12/13/19** - Placed on Reserve/Injured ... **7/29/15** - Signed by WAS to multi-year contract extension ... **2011** - Drafted by WAS in 1st round (16th overall)

2016 GAME-BY-GAME STATISTICS (WAS)

Date	Opp	GP/S	Tot	Solo	Sk	Int	PD	FF	FR	Snaps	Pct	
Sep 12	Pit	L	1/1	2	2	1.0	0	0	1	0	60	88%
Sep 18	Dal	L	1/1	3	3	0.5	0	0	0	0	57	84%
Sep 25	at NYG	W	1/1	4	4	0.0	0	0	0	0	55	82%
Oct 2	Cle	W	1/1	0	0	0.0	0	0	0	0	8	11%
Oct 9	at Bal	W	1/1	1	1	1.0	0	0	0	0	55	77%
Oct 16	Phi	W	1/1	4	3	2.5	0	0	0	0	42	81%
Oct 23	at Det	L	1/1	1	1	1.0	0	0	0	0	40	75%
Oct 30	at Cin	T	1/1	3	3	1.0	0	1	0	0	69	78%
Nov 13	Min	W	1/1	3	1	0.0	0	0	0	0	52	78%
Nov 20	GB	W	1/1	1	1	1.0	0	0	0	0	51	75%
Nov 24	at Dal	L	1/1	5	2	1.0	0	0	0	0	44	79%
Dec 4	at Ari	L	1/1	2	2	1.0	0	1	0	0	63	83%
Dec 11	at Phi	W	1/1	2	2	1.0	0	0	1	0	62	79%
Dec 19	Car	L	1/1	2	1	0.0	0	0	0	0	52	71%
Dec 24	at Chi	W	1/1	0	0	0.0	0	0	0	0	38	55%
Jan 1	NYG	L	1/1	0	0	0.0	0	0	0	0	38	53%
Totals			16/16	33	26	11.0	0	2	2	0	786	72%

2015 GAME-BY-GAME STATISTICS (WAS)

Date	Opp	GP/S	Tot	Solo	Sk	Int	PD	FF	FR	Snaps	Pct	
Sep 13	Mia	L	1/1	2	1	0.5	0	1	0	0	56	100%
Sep 20	StL	W	1/1	4	2	0.0	0	0	1	0	52	100%
Sep 24	at NYG	L	1/1	1	1	0.0	0	0	0	0	63	94%
Oct 4	Phi	W	1/1	4	4	1.0	0	0	0	0	48	86%
Oct 11	at Atl	L	1/1	3	3	2.0	0	0	0	0	69	86%
Oct 18	at NYJ	L	1/1	1	0	0.0	0	0	0	0	67	100%
Oct 25	TB	W	1/1	1	1	0.0	0	0	0	0	18	29%
Nov 8	at NE	L	1/1	2	1	0.0	0	0	0	0	73	91%
Nov 15	NO	W	1/1	2	1	0.0	0	0	0	0	44	77%
Nov 22	at Car	L	1/1	3	2	1.0	0	0	0	0	65	84%
Nov 29	NYG	W	1/1	3	3	2.0	0	1	0	0	65	94%
Dec 7	Dal	L	1/1	2	2	0.0	0	1	0	0	58	100%
Dec 13	at Chi	W	1/1	5	4	1.0	0	0	0	0	56	95%
Dec 20	Buf	W	1/1	3	3	1.0	0	0	1	0	61	90%
Dec 26	at Phi	W	1/1	4	4	0.0	0	0	0	0	75	93%
Jan 3	at Dal	W	1/1	2	1	1.0	0	0	0	0	19	28%
Totals			16/16	42	33	9.5	0	3	2	0	889	84%

PLAYOFFS

Jan 10	GB	L	1/1	2	1	0.0	0	1	0	0	75	100%
Totals			1/1	2	1	0.0	0	1	0	0	75	100%

2014 GAME-BY-GAME STATISTICS (WAS)

Date	Opp	GP/S	Tot	Solo	Sk	Int	PD	FF	FR	Snaps	Pct	
Sep 7	at Hou	L	1/1	3	2	0.0	0	0	1	0	55	92%
Sep 14	Jax	W	1/1	4	4	4.0	0	1	0	0	46	92%
Sep 21	at Phi	L	1/1	1	1	0.0	0	0	0	0	72	99%
Sep 25	NYG	L	1/1	3	3	1.0	0	0	0	0	73	90%
Oct 6	Sea	L	1/1	5	2	1.0	0	0	0	0	65	96%
Oct 12	at Ari	L	1/1	9	7	0.5	0	0	1	0	61	87%
Oct 19	Ten	W	1/1	4	2	0.0	0	0	0	0	51	91%
Oct 27	at Dal	W	1/1	6	5	1.0	0	0	0	0	61	94%
Nov 2	at Min	L	1/1	3	3	0.0	0	0	0	0	69	95%
Nov 16	TB	L	1/1	3	2	0.0	0	0	0	0	47	94%
Nov 23	at SF	L	1/1	3	2	1.0	0	0	0	0	57	93%
Nov 30	at Ind	L	1/1	5	5	1.0	0	0	1	0	48	94%
Dec 7	StL	L	1/1	5	4	2.0	0	0	1	0	60	97%
Dec 14	at NYG	L	1/1	2	2	1.0	0	0	0	0	61	100%
Dec 20	Phi	W	1/1	6	6	1.0	0	0	1	1	90	100%
Dec 28	Dal	L	1/1	2	1	0.0	0	0	0	0	62	97%
Totals			16/16	64	51	13.5	0	1	5	1	978	95%

2013 GAME-BY-GAME STATISTICS (WAS)

Date	Opp	GP/S	Tot	Solo	Sk	Int	PD	FF	FR	Snaps	Pct	
Sep 9	Phi	L	1/1	8	7	1.0	0	0	1	0	78	98%
Sep 15	at GB	L	1/1	5	5	2.0	0	0	0	0	72	100%
Sep 22	Det	L	1/1	7	3	0.0	0	1	0	0	67	100%
Sep 29	at Oak	W	1/1	4	3	2.0	0	0	1	0	63	95%
Oct 13	at Dal	L	1/1	2	2	0.0	0	0	0	0	53	98%
Oct 20	Chi	W	1/1	2	1	0.5	0	0	0	0	53	96%
Oct 27	at Den	L	1/1	2	2	1.0	0	0	1	0	69	85%
Nov 3	SD	W	1/1	3	2	0.0	0	0	0	0	61	95%
Nov 7	at Min	L	1/1	4	3	0.0	0	1	0	0	52	100%
Nov 17	at Phi	L	1/1	2	2	0.0	0	1	0	0	58	88%
Nov 25	SF	L	1/1	3	2	0.0	0	0	0	0	47	80%
Dec 1	NYG	L	1/1	4	4	0.0	0	0	0	0	54	100%
Dec 8	KC	L	1/1	8	7	0.0	0	0	0	0	63	100%
Dec 15	at Atl	L	1/1	4	1	1.0	0	0	1	0	64	94%
Dec 22	Dal	L	1/1	5	2	1.0	0	0	0	0	51	96%
Dec 29	at NYG	L	1/1	3	1	0.0	0	0	0	0	69	100%
Totals			16/16	66	47	8.5	0	3	4	0	974	95%

2012 GAME-BY-GAME STATISTICS (WAS)

Date	Opp	GP/S	Tot	Solo	Sk	Int	PD	FF	FR	Snaps	Pct	
Sep 9	at NO	W	1/1	2	2	1.0	0	0	0	72	100%	
Sep 16	at StL	L	1/1	3	3	1.0	0	0	0	68	100%	
Sep 23	Cin	L	1/1	4	1	0.5	0	2	0	60	100%	
Sep 30	at TB	W	1/1	3	3	1.0	0	1	0	60	100%	
Oct 7	Atl	L	1/1	5	3	0.0	1	1	0	83	100%	
Oct 14	Min	W	1/1	2	1	0.0	0	0	0	84	100%	
Oct 21	at NYG	L	1/1	1	1	0.0	0	0	0	63	100%	
Oct 28	at Pit	L	1/1	4	4	1.0	0	1	0	61	100%	
Nov 4	Car	L	1/1	1	0	0.0	0	0	0	54	100%	
Nov 18	Phi	W	1/1	3	3	1.0	0	0	1	66	88%	
Nov 22	at Dal	W	1/1	4	4	1.0	0	1	0	77	100%	
Dec 3	NYG	W	1/1	4	2	0.0	0	0	0	66	100%	
Dec 9	Bal	W	1/1	4	4	0.0	0	0	0	60	100%	
Dec 16	at Cle	W	1/1	3	3	0.0	0	2	0	53	100%	
Dec 23	at Phi	W	1/1	5	5	2.0	0	0	1	76	100%	
Dec 30	Dal	W	1/1	6	3	0.0	0	0	0	62	100%	
Totals			16/16	54	42	8.5	1	8	2	1	1,065	99%
PLAYOFFS												
Jan 6	Sea	L	1/1	4	2	0.0	0	0	0	71	100%	
Totals			1/1	4	2	0.0	0	0	0	71	100%	

2011 GAME-BY-GAME STATISTICS (WAS)

Date	Opp	GP/S	Tot	Solo	Sk	Int	PD	FF	FR	Snaps	Pct	
Sep 11	NYG	W	1/1	5	1	0.0	1	1	0	N/A	N/A	
Sep 18	Ari	W	1/1	3	3	1.0	0	2	0	N/A	N/A	
Sep 26	at Dal	L	1/1	4	4	0.5	0	0	1	N/A	N/A	
Oct 2	at StL	W	1/1	6	5	1.0	0	0	1	N/A	N/A	
Oct 16	Phi	L	1/1	5	2	0.0	0	0	0	N/A	N/A	
Oct 23	at Car	L	1/1	2	1	0.0	0	0	0	N/A	N/A	
Oct 30	at Buf	L	1/1	5	5	0.0	0	0	0	N/A	N/A	
Nov 6	SF	L	1/1	6	3	1.0	0	0	0	N/A	N/A	
Nov 13	at Mia	L	1/1	6	5	2.0	0	0	2	N/A	N/A	
Nov 20	Dal	L	1/1	3	1	1.0	0	0	0	N/A	N/A	
Nov 27	at Sea	W	1/1	5	2	0.5	0	0	0	N/A	N/A	
Dec 4	NYJ	L	1/1	6	3	0.0	0	1	0	N/A	N/A	
Dec 11	NE	L	1/1	1	1	0.0	0	0	0	N/A	N/A	
Dec 18	at NYG	W	1/1	3	2	1.0	0	0	0	N/A	N/A	
Dec 24	Min	L	1/1	2	2	0.0	0	0	0	N/A	N/A	
Jan 1	at Phi	L	1/1	2	2	0.0	0	0	0	N/A	N/A	
Totals			16/16	64	42	7.5	1	4	4	0	N/A	N/A



ADRIAN KILLINS

RUNNING BACK | 46



Height: 5-8 **Weight:** 177 **DOB:** Jan. 2, 1998 (Age 23)
NFL Experience: 1st Year (1st with Eagles) **Draft:** UDFA-20
College: Central Florida **Hometown (HS):** Daytona Beach, FL (Mainland)

CAREER STATISTICS

Year	Team	GP/S	RUSHING					RECEIVING					TYS	OFF SNAPS	
			Att	Yds	Avg	Lg	TD	Rec	Yds	Avg	Lg	TD		No	Pct
2020	Philadelphia	1/0	1	-12	-12.0	-12	0	1	2	2.0	2	0	-10	8	1%
Totals		1/0	1	-12	-12.0	-12	0	1	2	2.0	2	0	-10	---	---

CAREER HIGHS

Rush Attempts	1	10/4/20 at SF
Rushing Yards	-12	10/4/20 at SF
Rushing Long	-12	10/4/20 at SF
Rushing TDs	--	---
Receptions	1	10/4/20 at SF
Receiving Yards	2	10/4/20 at SF
Receiving Long	2	10/4/20 at SF
Receiving TDs	--	---
Scrimmage Yards	-10	10/4/20 at SF
Offensive TDs	--	---

2020 SEASON - EAGLES

- ▶ Made his NFL debut in the 25-20 win at SF (10/4/20)

COLLEGE HIGHLIGHTS

- ▶ Played in 51 career games over four seasons at UCF, where he was a three-time All-AAC honoree ... Finished his career ranked 3rd in school history in rushing average (6.1), 4th in all-purpose yards (4,361) and total TDs (34), 5th in rushing yards (2,459) and rushing TDs (25) and 8th in kickoff return yards (1,038) ... Also registered 70 receptions for 864 yards and 8 TDs

BIRDSEED

- ▶ Prepped at Mainland (FL) High School, where he ran for almost 1,000 yards as a senior and produced 1,173 yards and 14 TDs as a junior ... Named the *Daytona Beach News-Journal* 2015 Boys Track and Field Athlete of the Year and won back-to-back Class 3A state titles in the 200m in 2015 (21.16) and 2016 (21.32)

TRANSACTIONS

- ▶ **3/17/21** - Signed by PHI ... **1/2/21** - Placed on Practice Squad COVID-19 list ... **12/11/20** - Signed by PHI to practice squad ... **11/24/20** - Released by PHI from practice squad ... **11/17/20** - Signed by PHI to practice squad ... **11/9/20** - Released by PHI from practice squad ... **10/7/20** - Signed by PHI to practice squad ... **10/5/20** - Waived by PHI ... **10/3/20** - Signed by PHI to active roster from practice squad ... **9/6/20** - Signed by PHI to practice squad ... **9/3/20** - Waived by PHI ... **2020** - Signed by PHI as UDFA



Hobbies: Fishing, riding dirt bikes and jet skis, mudding, playing video games ... **Biggest influence:** His father, who always said to him, "Whatever you do, put your best foot forward." ... **Moment left starstruck:** Meeting Olympic track star Michael Johnson at his performance center in Texas ... **Best player he ever lined up against:** Dalvin Cook as a sophomore in high school ... **If he could be any animal:** Cheetah ... **If he could be any superhero:** Thor ... **Favorite TV show:** *Prison Break* ... **Favorite meal:** Mac and cheese, baked beans, potato salad and ribs

2020 GAME-BY-GAME STATISTICS (PHILADELPHIA)																			
Date	Opp			GP/S	RUSHING					RECEIVING					TYS	SNAPS			
					Att	Yds	Avg	Lg	TD	Rec	Yds	Avg	Lg	TD		No	Pct		
Sep 13	at Was	L	---	EAGLES PRACTICE SQUAD															
Sep 20	LAR	L	---	EAGLES PRACTICE SQUAD															
Sep 27	Cin	T	---	EAGLES PRACTICE SQUAD															
Oct 4	at SF	W	1/0	1	-12	-12.0	-12	0	1	2	2.0	2	0	-10	8	13%			
Oct 11	at Pit	L	---	EAGLES PRACTICE SQUAD															
Oct 18	Bal	L	---	EAGLES PRACTICE SQUAD															
Oct 22	NYG	W	---	EAGLES PRACTICE SQUAD															
Nov 1	Dal	W	---	EAGLES PRACTICE SQUAD															
RELEASED BY EAGLES FROM PRACTICE SQUAD (11/9/20); SIGNED BY EAGLES TO PRACTICE SQUAD (11/17/20)																			
Nov 22	at Cle	L	---	EAGLES PRACTICE SQUAD															
RELEASED BY EAGLES FROM PRACTICE SQUAD (11/24/20)																			
SIGNED BY EAGLES TO PRACTICE SQUAD (12/11/20)																			
Dec 13	NO	W	---	EAGLES PRACTICE SQUAD															
Dec 20	at Ari	L	---	EAGLES PRACTICE SQUAD															
Dec 27	at Dal	L	---	EAGLES PRACTICE SQUAD															
Jan 3	Was	L	---	PRACTICE SQUAD COVID-19 LIST															
Totals				1/0	1	-12	-12.0	-12	0	1	2	2.0	2	0	-10	8	1%		



MATT LEO

DEFENSIVE END | 64



Height: 6-7 **Weight:** 280 **DOB:** May 8, 1992 (Age 29)

NFL Experience: 1st Year (1st with Eagles) **Draft:** FA-20 (NFL International Player Pathway)

College: Iowa State **Hometown (HS):** Adelaide, Australia (St. Michael's College)

COLLEGE HIGHLIGHTS

- ▶ Saw action in 29 career games at Iowa State, totaling 33 tackles, 11.5 TFLs and 3.0 sacks ... Originally began his football career at Arizona Western Community College

BIRDSEED

- ▶ Earned his degree in liberal studies at Iowa State
- ▶ Played rugby for a club team and Australian Rules Football in high school ... When he graduated high school, his father pushed him to get a job in the trades, so he decided to become a plumber ... Woke up every morning at 3:30 a.m. to train before going to work as an apprentice on large construction sites where jobs lasted between six months and a year
- ▶ In February 2013, while at lunch, Leo was watching Super Bowl XLVII between the Baltimore Ravens and San Francisco 49ers and dreamed of becoming part of the football culture ... Two years later, he left his job as a plumber to pursue football
- ▶ Attended St. Michael's College in Adelaide, Australia
- ▶ Is the son of Michael and Margaret Leo

TRANSACTIONS

- ▶ **9/6/20** - Signed by PHI to practice squad ... **9/4/20** - Waived by PHI ... **2020** - Signed by PHI (acquired as part of NFL International Player Pathway program)

First job: Plumber ... **Hobbies:** Traveling ... **Bucket list:** Play in a Super Bowl ... **Player he models his game after:** Robert Boucher Jr., from Adam Sandler's *The Waterboy* ... **Favorite sports moment:** Earning a Division I scholarship to play his dream sport ... **Favorite quote:** "Nothing worth having comes easy." ... **Favorite movie:** *Step Brothers* ... **Favorite TV show:** *The Office*





RICK LOVATO

LONG SNAPPER | 45



Height: 6-2 **Weight:** 249 **DOB:** Sept. 9, 1992 (Age 28)

NFL Experience: 5th Year (5th with Eagles) **Draft:** UDFA-15 by CHI **Acquired:** FA-16

College: Old Dominion **Hometown (HS):** Middletown, NJ (Middletown South)

Pro Bowl: 2020 **Super Bowl Champion:** 2017 (LII)

CAREER STATISTICS

Year	Team	GP	ST	ST SNAPS	
			Tackles	No	Pct
2015	Green Bay	2	0	14	3%
2016	Washington	2	0	15	3%
	Philadelphia	3	0	25	6%
	<i>Totals</i>	5	0	---	---
2017	Philadelphia	16	4	149	33%
2018	Philadelphia	16	3	130	30%
2019	Philadelphia	16	5	135	30%
2020	Philadelphia	16	8	122	29%
Totals		71	20	---	---

PLAYOFFS					
2015	Green Bay	2	0	17	31%
2017	Philadelphia	3	0	23	32%
2018	Philadelphia	2	0	14	28%
2019	Philadelphia	1	0	6	27%
Totals		8	0	---	---

CAREER HIGHLIGHTS

- ▶ Logged a career-high 8 special teams tackles in 2020
- ▶ Named to his first career **Pro Bowl** after helping **Jake Elliott** become the first K in Eagles history to start with 16 straight FGs in 2019 ... Elliott's streak of 20 consecutive FGs (12/23/18-12/1/19) marked the 2nd-longest ever by an Eagle, trailing only **Alex Henery** in 2012 (22) ... Became the first Eagles LS voted to the Pro Bowl since **Jon Dorenbos** following the 2014 campaign
- ▶ In 2018, snapped for first-year P **Cameron Johnston**, who established team records in gross (48.1) and net average (42.7)
- ▶ Served as the Eagles' LS during their **Super Bowl LII**-winning season in 2017 ... Helped Elliott kick the most 50+ yard FGs (5) in team history, including the longest ever by an Eagle (61 yards)

COLLEGE HIGHLIGHTS

- ▶ Long snapped for Old Dominion in all 50 games during his four-year collegiate career ... Named FCS All-America in 2012

BIRDSEED

- ▶ Began long-snapping during his freshman year at Middletown South (NJ) High School, where he also played C and DL ... Named third-team All-Monmouth County and was an all-conference selection following his senior season

TRANSACTIONS

- ▶ **11/19/19** - Signed by PHI to 4-year extension ... **12/12/16** - Signed by PHI ... **11/29/16** - Waived by WAS ... **11/19/16** - Signed by WAS ... **9/3/16** - Waived by GB ... **12/22/15** - Signed by GB ... **8/31/15** - Waived by CHI ... **2015** - Signed by CHI as UDFA



First job: Worked at his dad's sub shop ... **Hobbies:** Playing guitar and skateboarding ... **Surprisingly good at:** "Flexibility. I'm probably the most flexible person on the team." ... **Favorite athlete growing up:** Derek Jeter ... **Favorite movie:** *Fast and Furious* ... **Favorite TV show:** *The Office*



AVONTE MADDOX

CORNERBACK | 29



Height: 5-9 **Weight:** 184 **DOB:** March 31, 1996 (Age 25)
NFL Experience: 4th Year (4th with Eagles) **Draft:** D4a-18 (125th overall) by PHI
College: Pittsburgh **Hometown (HS):** Detroit, MI (Martin Luther King)

CAREER STATISTICS

Year	Team	GP/S	TACKLES					PASS DEFENSE					FUMBLES			DEF SNAPS	
			Total	Solo	Asst	TFL	Sacks	Int	Yds	Lg	TD	PD	FF	FR	Yds	No	Pct
2018	Philadelphia	13/9	50	43	7	2	0.5	2	23	23	0	7	1	0	0	540	52%
2019	Philadelphia	12/6	64	53	11	2	1.0	0	0	8	0	13	1	0	0	525	51%
2020	Philadelphia	10/8	50	41	9	1	0.0	0	0	--	0	6	0	0	0	508	46%
Totals		35/23	164	137	27	5	1.5	2	23	31	0	26	2	0	0	---	---

PLAYOFFS

2018	Philadelphia	2/2	17	13	4	0	0.0	0	0	--	0	4	0	0	0	135	96%
2019	Philadelphia	1/1	4	3	1	1	0.0	0	0	--	0	0	0	0	0	60	94%
Totals		3/3	21	16	5	1	0.0	0	0	--	0	4	0	0	0	---	---

ADDITIONAL STATISTICS

Special Teams Tackles: 5 - 2018 (5)

CAREER HIGHS

Tackles	13	9/26/19 at GB
Sacks	1.0	12/15/19 at Was.
INTs	1	2x, last: 12/16/18 at LAR
PDs	3	2x, last: 12/22/19 vs. Dal.
FFs	1	2x, last: 12/15/19 at Was.
FRs	--	---

Hobbies: Bowling and playing video games ... **Surprisingly good at:** Playing the piano ... **Favorite movie:** All About the Benjamins ... **Favorite TV show:** The Flash ... **Favorite music:** R&B, hip-hop ... **Favorite meal:** Crab legs and shrimp ... **If he could play another sport, what position/team:** Shortstop, Detroit Tigers



2020 SEASON - EAGLES

- ▶ Logged 50 tackles with 1 TFL and ranked 3rd on the team with 6 PDs, trailing only **Darius Slay** (10) and **Rodney McLeod** (9)

2019 SEASON - EAGLES

- ▶ Tied with **Rasul Douglas** for the team lead in PDs (13) and totaled the 4th-most tackles (64) on Philadelphia's defense, behind **Malcolm Jenkins** (118), **Rodney McLeod** (108) and **Nathan Gerry** (67) ... Added 2 TFLs, 1.0 sack and 1 FF
- ▶ Recorded a strip-sack of QB **Dwayne Haskins** to seal the victory on the final play of the 37-27 victory at Was. (12/15/19) ... Recovered by **Nigel Bradham** and returned 48 yards for a TD

2018 SEASON - EAGLES

- ▶ As a rookie, ranked 2nd on the Eagles' defense with a career-high 2 INTs - trailing only **Rasul Douglas** (3) - and 5th in PDs (7) ... Also combined for 50 tackles (43 solo), 2 TFLs, 1 FF and 0.5 sacks
- ▶ Forced a fumble of Jaguars WR **Keelan Cole** (recovered by **Malcolm Jenkins**) in the 24-18 win at Jax. (London) (10/28/18) ... The turnover set up a go-ahead TD drive that gave the Eagles a lead that they did not surrender the rest of the game ... Became the first Eagles rookie DB to force a fumble since **Brandon Boykin** on 12/23/12 vs. Washington (QB **Robert Griffin III**)

COLLEGE HIGHLIGHTS

- ▶ One of the top DBs in the ACC during his time at Pitt ... Had 183 tackles (136 solo), 42 PDs, 8 INTs (including 2 TDs), 7.0 sacks, 3 FFs and 1 FR in 46 career games ... From 2015-17, his 8 INTs led the Panthers and tied for 5th overall in the conference
- ▶ As a senior in 2017, posted a team-high 11 PDs and 2 INTs ... Also ranked 2nd in the ACC with a team-leading 3 FFs and led all ACC DBs with a career-high 4.0 sacks ... Earned All-ACC honors and was named the ECAC Defensive Player of the Year

2020 GAME-BY-GAME STATISTICS (PHI)												
Date	Opp		GP/S	Tot	Solo	Sk	Int	PD	FF	FR	Snaps	Pct
Sep 13	at Was	L	1/1	9	5	0.0	0	1	0	0	61	87%
Sep 20	LAR	L	1/1	8	7	0.0	0	0	0	0	69	100%
Sep 27	Cin	T	1/1	6	6	0.0	0	1	0	0	39	54%
Oct 4	at SF	W	0/0	INACTIVE								
Oct 11	at Pit	L	0/0	INACTIVE								
Oct 18	Bal	L	0/0	INACTIVE								
Oct 22	NYG	W	1/0	2	2	0.0	0	0	0	0	3	5%
Nov 1	Dal	W	1/1	6	6	0.0	0	2	0	0	79	100%
Nov 15	at NYG	L	1/1	6	5	0.0	0	0	0	0	64	90%
Nov 22	at Cle	L	1/0	4	4	0.0	0	0	0	0	44	66%
Nov 30	Sea	L	1/1	1	0	0.0	0	0	0	0	67	100%
Dec 6	at GB	L	1/1	7	6	0.0	0	2	0	0	61	100%
Dec 13	NO	W	1/1	1	0	0.0	0	0	0	0	21	33%
Dec 20	at Ari	L	0/0	RESERVE/INJURED								
Dec 27	at Dal	L	0/0	RESERVE/INJURED								
Jan 3	Was	L	0/0	RESERVE/INJURED								
Totals			10/8	50	41	0.0	0	6	0	0	508	46%

2019 GAME-BY-GAME STATISTICS (PHI)												
Date	Opp		GP/S	Tot	Solo	Sk	Int	PD	FF	FR	Snaps	Pct
Sep 8	Was	W	1/1	8	6	0.0	0	1	0	0	58	91%
Sep 15	at Atl	L	1/1	5	3	0.0	0	1	0	0	43	65%
Sep 22	Det	L	1/1	1	1	0.0	0	0	0	0	27	42%
Sep 26	at GB	W	1/0	13	12	0.0	0	2	0	0	71	88%
Oct 6	NYJ	W	0/0	INACTIVE								
Oct 13	at Min	L	0/0	INACTIVE								
Oct 20	at Dal	L	0/0	INACTIVE								
Oct 27	at Buf	W	0/0	INACTIVE								
Nov 3	Chi	W	1/0	2	2	0.0	0	1	0	0	26	58%
Nov 17	NE	L	1/1	7	6	0.0	0	2	0	0	63	85%
Nov 24	Sea	L	1/0	6	3	0.0	0	0	0	0	45	69%
Dec 1	at Mia	L	1/0	4	4	0.0	0	0	0	0	41	57%
Dec 9	NYG	W	1/0	3	3	0.0	0	0	0	0	44	85%
Dec 15	at Was	W	1/1	3	3	1.0	0	2	1	0	37	70%
Dec 22	Dal	W	1/0	8	7	0.0	0	3	0	0	51	82%
Dec 29	at NYG	W	1/1	4	3	0.0	0	1	0	0	19	26%
Totals			12/6	64	53	1.0	0	13	1	0	525	51%



PLAYOFFS												
Date	Opp		GP/S	Tot	Solo	Sk	Int	PD	FF	FR	Snaps	Pct
Jan 5	Sea	L	1/1	4	3	0.0	0	0	0	0	60	94%
Totals			1/1	4	3	0.0	0	0	0	0	60	94%

2018 GAME-BY-GAME STATISTICS (PHI)												
Date	Opp		GP/S	Tot	Solo	Sk	Int	PD	FF	FR	Snaps	Pct
Sep 6	Atl	W	1/0	0	0	0.0	0	0	0	0	0	0%
Sep 16	at TB	L	1/0	0	0	0.0	0	0	0	0	0	0%
Sep 23	Ind	W	1/0	0	0	0.0	0	0	0	0	0	0%
Sep 30	at Ten	L	1/0	3	2	0.0	1	1	0	0	20	28%
Oct 7	Min	L	1/1	7	6	0.0	0	0	0	0	62	100%
Oct 11	at NYG	W	1/1	6	6	0.0	0	0	0	0	65	100%
Oct 21	Car	L	1/1	5	5	0.0	0	0	0	0	58	98%
Oct 28	at Jax	W	1/1	6	4	0.0	0	0	1	0	64	100%
Nov 11	Dal	L	1/1	7	4	0.0	0	0	0	0	68	99%
Nov 18	at NO	L	1/1	2	2	0.0	0	1	0	0	17	24%
Nov 25	NYG	W	0/0	INACTIVE								
Dec 3	Was	W	0/0	INACTIVE								
Dec 9	at Dal	L	0/0	INACTIVE								
Dec 16	at LAR	W	1/1	6	6	0.0	1	2	0	0	76	100%
Dec 23	Hou	W	1/1	5	5	0.5	0	2	0	0	65	100%
Dec 30	at Was	W	1/1	3	3	0.0	0	1	0	0	45	100%
Totals			13/9	50	43	0.5	2	7	1	0	540	52%

PLAYOFFS												
Date	Opp		GP/S	Tot	Solo	Sk	Int	PD	FF	FR	Snaps	Pct
Jan 6	at Chi	W	1/1	7	6	0.0	0	3	0	0	64	100%
Jan 13	at NO	L	1/1	10	7	0.0	0	1	0	0	71	92%
Totals			2/2	17	13	0.0	0	4	0	0	135	96%

BIRDSEED

- ▶ Majored in communication at Pitt
- ▶ One of the top athletes in the state of Michigan, played only two years of football at Martin Luther King High School as a slot WR, DB and KR ... Also competed in baseball and basketball
- ▶ Is the son of Michael and Melanie Jackson and has two brothers and one sister

TRANSACTIONS

- ▶ **12/18/20** - Placed on Reserve/Injured ... **2018** - Drafted by PHI in 4th round (125th overall)



JORDAN MAILATA

TACKLE | 68

(pronounced my-LOT-uh)



Height: 6-8 **Weight:** 346 **DOB:** March 31, 1997 (Age 24)
NFL Experience: 4th Year (4th with Eagles) **Draft:** D7-18 (233rd overall) by PHI
Hometown (HS): Sydney, Australia (Condell Park)

CAREER STATISTICS

			STARTS		OFF SNAPS	
Year	Team	GP/S	LT	RT	No	Pct
2018	Philadelphia	0/0	0	0	0	0%
2019	Philadelphia	0/0	0	0	0	0%
2020	Philadelphia	15/10	9	1	731	65%
Totals		15/10	9	1	---	---

PLAYOFFS						
Year	Team	GP/S	RESERVE/INJURED (Date)			
2018	Philadelphia	0/0	RESERVE/INJURED (12/14/18)			
2019	Philadelphia	0/0	RESERVE/INJURED (9/21/19)			
Totals		0/0	0	0	---	---

CAREER HIGHLIGHTS

- ▶ Enjoyed a breakout season in 2020 ... Saw action in 731 offensive snaps (65%) over 15 games, including starts at LT (nine) and RT (one) ... Paved the way for an offense that ranked 3rd in rushing average (5.0) and 9th in rushing yards per game (126.7) ... Made his first career start at LT in the 25-20 win at SF (10/4/20)

BIRDSEED

- ▶ Played professional rugby for the South Sydney Rabbitohs, a club owned by actor Russell Crowe ... Realized his size was no longer compatible for competing in rugby, as he was asked to drop 50 pounds from his 310-pound playing weight ... That goal quickly became unrealistic given his 10-percent body fat

TRANSACTIONS

- ▶ **8/13/20** - Activated from Reserve/COVID-19 ... **7/29/20** - Placed on Reserve/COVID-19 ... **9/21/19** - Placed on Reserve/Injured ... **12/14/18** - Placed on Reserve/Injured ... **2018** - Drafted by PHI in 7th round (233rd overall)



First job: McDonald's ... **Hobbies:** Playing guitar ... **Desired talent:** Swimming ... **If he could play another sport:** Horse jockey ... **Player he models his game after:** Jason Peters ... **Favorite athlete growing up:** Usain Bolt ... **Moment left starstruck:** Getting drafted ... **Favorite sports moment:** Winning the Rugby Grand Final when he was 14 years old ... **Favorite quote:** "You think darkness is your ally? I was born in it, molded by it." - Bane, *The Dark Knight Rises* ... **Favorite movies:** *The Lord of the Rings* trilogy and *Star Wars* movies ... **Favorite TV show:** *The Walking Dead* ... **Favorite music:** Everything



T.Y. MCGILL

DEFENSIVE TACKLE | 76



Height: 6-0 **Weight:** 299 **DOB:** Nov. 23, 1992 (Age 28)
NFL Experience: 7th Year (2nd with Eagles) **Draft:** UDFA-15 by SEA **Acquired:** FA-20
College: North Carolina State **Hometown (HS):** Jesup, GA (Wayne County)

CAREER STATISTICS

Year	Team	GP/S	TACKLES					PASS DEFENSE					FUMBLES			DEF SNAPS	
			Total	Solo	Asst	TFL	Sacks	Int	Yds	Lg	TD	PD	FF	FR	Yds	No	Pct
2015	Indianapolis	12/0	12	8	4	4	3.0	0	0	--	0	1	0	0	0	222	20%
2016	Indianapolis	13/0	6	4	2	2	2.0	0	0	--	0	1	1	0	0	299	28%
2017	Cleveland	3/0	1	1	0	0	0.0	0	0	--	0	0	0	0	0	41	4%
2018	L.A. Chargers	4/0	2	0	2	0	0.0	0	0	--	0	0	0	0	0	49	5%
	Philadelphia	2/0	3	2	1	1	0.0	0	0	--	0	0	0	0	0	46	4%
	Totals	6/0	5	2	3	1	0.0	0	0	--	0	0	0	0	0	---	---
2019	Washington	0/0	0	0	0	0	0.0	0	0	--	0	0	0	0	0	0	0%
	L.A. Chargers	3/0	2	0	2	0	0.0	0	0	--	0	0	0	0	0	20	2%
	Totals	3/0	2	0	2	0	0.0	0	0	--	0	0	0	0	0	---	---
2020	Philadelphia	7/0	10	5	5	3	0.5	0	0	--	0	0	0	0	0	127	12%
Totals		44/0	36	20	16	11	5.5	0	0	--	0	2	1	0	0	---	---

PLAYOFFS

2018	L.A. Chargers	1/0	1	1	0	1	0.0	0	0	--	0	0	0	0	0	15	10%
Totals		1/0	1	1	0	1	0.0	0	0	--	0	0	0	0	0	---	---

CAREER HIGHS

Tackles	3	2x, last: 12/27/20 at Dal.
Sacks	2.0	12/17/15 at Mia.
INTs	--	---
PDs	1	2x, last: 10/30/16 vs. KC
FFs	1	10/23/16 at Ten.
FRs	--	---

2020 SEASON - EAGLES

- ▶ Played in 127 defensive snaps (12%) over seven games with the Eagles ... Totaled 10 tackles (5 solo), 3 TFLs and 0.5 sacks

2018 SEASON - CHARGERS & EAGLES

- ▶ Registered 5 tackles (2 solo) and 1 TFL in six contests (95 defensive snaps) between L.A. Chargers and Philadelphia

2016 SEASON - COLTS

- ▶ Appeared in a career-high 13 games and produced 6 tackles (4 solo), 2 TFLs, 2.0 sacks and 1 FF in 299 defensive snaps (28%)
- ▶ Recorded an 11-yard strip-sack of Titans QB **Marcus Mariota** in the win at Ten. (10/23/16) ... The fumble was returned by Colts LB **Robert Mathis** 14 yards for a TD to seal the victory

2015 SEASON - COLTS

- ▶ Saw action in 222 defensive snaps (20%) over 12 games with the Colts during his rookie campaign ... Registered career highs with 12 tackles (8 solo), 4 TFLs and 3.0 sacks
- ▶ Posted a career-high 2.0 sacks at Mia. (12/17/15)

COLLEGE HIGHLIGHTS

- ▶ Played collegiately at North Carolina State ... Totaled 131 tackles (78 solo), 24.5 TFLs and 10.0 sacks in 49 games (21 starts) ... As a senior, posted 37 tackles (22 solo), 8 TFLs and 3.0 sacks

BIRDSEED

- ▶ Owns a bachelor's degree in sport management
- ▶ Attended Wayne County (GA) High School, where he was named All-Region as a junior and senior ... Recorded 10 sacks as a senior and was selected to play in the 2010 Georgia North-South All-Star game ... Also lettered in basketball and track and field



2020 GAME-BY-GAME STATISTICS (PHI)														
Date	Opp		GP/S	Tot	Solo	Sk	Int	PD	FF	FR	Snaps	Pct		
Sep 13	at Was	L	1/0	1	0	0.5	0	0	0	0	16	23%		
Sep 20	LAR	L	---	EAGLES PRACTICE SQUAD										
Sep 27	Cin	T	---	EAGLES PRACTICE SQUAD										
Oct 4	at SF	W	---	EAGLES PRACTICE SQUAD										
Oct 11	at Pit	L	---	EAGLES PRACTICE SQUAD										
Oct 18	Bal	L	---	EAGLES PRACTICE SQUAD										
Oct 22	NYG	W	1/0	0	0	0.0	0	0	0	0	15	25%		
Nov 1	Dal	W	---	EAGLES PRACTICE SQUAD										
Nov 15	at NYG	L	1/0	2	1	0.0	0	0	0	0	16	23%		
Nov 22	at Cle	L	1/0	2	0	0.0	0	0	0	0	14	21%		
Nov 30	Sea	L	1/0	0	0	0.0	0	0	0	0	16	24%		
Dec 6	at GB	L	---	EAGLES PRACTICE SQUAD										
Dec 13	NO	W	---	EAGLES PRACTICE SQUAD										
Dec 20	at Ari	L	---	EAGLES PRACTICE SQUAD										
Dec 27	at Dal	L	1/0	3	2	0.0	0	0	0	0	23	33%		
Jan 3	Was	L	1/0	2	2	0.0	0	0	0	0	27	43%		
Totals			7/0	10	5	0.5	0	0	0	0	127	12%		

2018 GAME-BY-GAME STATISTICS (LAC & PHI)														
Date	Opp		GP/S	Tot	Solo	Sk	Int	PD	FF	FR	Snaps	Pct		
Sep 9	KC	L	0/0	INACTIVE										
Sep 16	at Buf	W	0/0	INACTIVE										
Sep 23	at LAR	L	0/0	INACTIVE										
Sep 30	SF	W	0/0	INACTIVE										
WAIVED BY LAC (10/6/18); CLAIMED OFF WAIVERS BY PHI (10/8/18)														
WAIVED BY EAGLES (10/10/18)														
SIGNED BY EAGLES (11/7/18)														
Nov 11	Dal	L	1/0	0	0	0.0	0	0	0	0	16	23%		
Nov 18	at NO	L	1/0	3	2	0.0	0	0	0	0	30	43%		
WAIVED BY PHI (11/20/18); CLAIMED OFF WAIVERS BY LAC (11/21/18)														
Nov 25	Ari	W	1/0	2	0	0.0	0	0	0	0	15	32%		
Dec 2	at Pit	W	1/0	0	0	0.0	0	0	0	0	10	15%		
Dec 9	Cin	W	1/0	0	0	0.0	0	0	0	0	12	18%		
Dec 13	at KC	W	1/0	0	0	0.0	0	0	0	0	12	20%		
Dec 22	Bal	L	0/0	INACTIVE										
Dec 30	at Den	W	0/0	INACTIVE										
Totals			6/0	5	2	0.0	0	0	0	0	---	---		
PLAYOFFS														
Jan 6	at Bal	W	1/0	1	1	0.0	0	0	0	0	15	25%		
Jan 13	at NE	L	0/0	INACTIVE										
Totals			1/0	1	1	0.0	0	0	0	0	15	10%		

2019 GAME-BY-GAME STATISTICS (WAS, LAC & NO)														
Date	Opp		GP/S	Tot	Solo	Sk	Int	PD	FF	FR	Snaps	Pct		
NOT ON NFL ROSTER														
Sep 15	Dal	L	0/0	DID NOT PLAY										
Sep 23	Chi	L	0/0	INACTIVE										
RELEASED BY WASHINGTON (9/24/19)														
SIGNED BY CHARGERS (10/17/19)														
Oct 20	at Ten	L	1/0	1	0	0.0	0	0	0	0	9	15%		
Oct 27	at Chi	W	1/0	0	0	0.0	0	0	0	0	1	1%		
Nov 3	GB	W	1/0	1	0	0.0	0	0	0	0	10	20%		
Nov 7	at Oak	L	0/0	DID NOT PLAY										
Nov 18	KC	L	0/0	INACTIVE										
WAIVED BY CHARGERS (11/30/19)														
NOT ON NFL ROSTER														
SIGNED BY SAINTS (12/11/19)														
WAIVED BY SAINTS (12/16/19)														
NOT ON NFL ROSTER														
NOT ON NFL ROSTER														
Totals			3/0	2	0	0.0	0	0	0	0	---	---		



TRANSACTIONS

- ▶ **1/4/21** - Agreed to terms with PHI on 1-year contract ... **12/26/20** - Signed by PHI to active roster from practice squad ... **11/30/20** - Elevated by PHI from practice squad as COVID-19 replacement for Week 12 vs. Seattle ... **11/14/20** - Elevated by PHI from practice squad as COVID-19 replacement for Week 10 at N.Y. Giants ... **10/22/20** - Elevated by PHI from practice squad for Week 7 vs. N.Y. Giants ... **9/12/20** - Elevated by PHI from practice squad for Week 1 at Washington ... **9/9/20** - Signed by PHI to practice squad ... **9/4/20** - Released by PHI ... **8/26/20** - Signed by PHI ... **12/16/19** - Waived by NO ... **12/11/19** - Signed by NO ... **11/30/19** - Waived by LAC ... **10/17/19** - Signed by LAC ... **9/24/19** - Released by WAS ... **9/10/19** - Signed by WAS ... **8/31/19** - Waived by LAC ... **11/21/18** - Claimed off waivers by LAC ... **11/20/18** - Waived by PHI ... **11/7/18** - Signed by PHI ... **10/10/18** - Waived by PHI ... **10/8/18** - Claimed off waivers by PHI ... **10/6/18** - Waived by LAC ... **9/2/18** - Claimed off waivers by LAC ... **9/1/18** - Waived by KC ... **1/15/18** - Signed by KC to reserve/future contract ... **12/15/17** - Signed by CLE to practice squad ... **12/13/17** - Waived by CLE ... **9/3/17** - Claimed off waivers by CLE ... **9/2/17** - Waived by IND ... **9/6/15** - Claimed off waivers by IND ... **9/5/15** - Waived by SEA ... **2015** - Signed by SEA as UDFA

2017 GAME-BY-GAME STATISTICS (CLE)

Date	Opp	GP/S	Tot	Solo	Sk	Int	PD	FF	FR	Snaps	Pct
Sep 10	Pit	L	0/0								
Sep 17	at Bal	L	0/0								
Sep 24	at Ind	L	0/0								
Oct 1	Cin	L	1/0	0	0	0.0	0	0	0	5	8%
Oct 8	NYJ	L	0/0								
Oct 15	at Hou	L	0/0								
Oct 22	Ten	L	0/0								
Oct 29	Min	L	1/0	1	1	0.0	0	0	0	26	31%
Nov 12	at Det	L	0/0								
Nov 19	Jax	L	0/0								
Nov 26	at Cin	L	0/0								
Dec 3	at LAC	L	0/0								
Dec 10	GB	L	1/0	0	0	0.0	0	0	0	10	13%
Dec 17	Bal	L	---								
Dec 24	at Chi	L	---								
Dec 31	at Pit	L	---								
Totals			3/0	1	1	0.0	0	0	0	41	4%

2016 GAME-BY-GAME STATISTICS (IND)

Date	Opp	GP/S	Tot	Solo	Sk	Int	PD	FF	FR	Snaps	Pct
Sep 11	Det	L	1/0	0	0	0.0	0	0	0	22	34%
Sep 18	at Den	L	1/0	0	0	0.0	0	0	0	31	44%
Sep 25	SD	W	0/0								
Oct 2	at Jax	L	0/0								
Oct 9	Chi	W	1/0	1	1	0.0	0	0	0	21	32%
Oct 16	at Hou	L	0/0								
Oct 23	at Ten	W	1/0	1	1	1.0	0	0	1	31	43%
Oct 30	KC	L	1/0	0	0	0.0	0	1	0	22	30%
Nov 6	at GB	W	1/0	0	0	0.0	0	0	0	21	30%
Nov 20	Ten	W	1/0	0	0	0.0	0	0	0	17	24%
Nov 24	Pit	L	1/0	1	0	0.0	0	0	0	15	28%
Dec 5	at NYJ	W	1/0	0	0	0.0	0	0	0	24	46%
Dec 11	Hou	L	1/0	0	0	0.0	0	0	0	20	28%
Dec 18	at Min	W	1/0	1	1	1.0	0	0	0	28	48%
Dec 24	at Oak	L	1/0	0	0	0.0	0	0	0	22	29%
Jan 1	Jax	W	1/0	2	1	0.0	0	0	0	25	34%
Totals			13/0	6	4	2.0	0	1	1	299	28%



2015 GAME-BY-GAME STATISTICS (IND)

Date	Opp	GP/S	Tot	Solo	Sk	Int	PD	FF	FR	Snaps	Pct
Sep 13	at Buf	L	1/0	0	0	0.0	0	0	0	3	5%
Sep 21	NYJ	L	0/0								
Sep 27	at Ten	W	0/0								
Oct 4	Jax	W	0/0								
Oct 8	at Hou	W	0/0								
Oct 18	NE	L	1/0	0	0	0.0	0	0	0	9	13%
Oct 25	NO	L	1/0	2	0	0.0	0	0	0	12	14%
Nov 2	at Car	L	1/0	0	0	0.0	0	0	0	11	15%
Nov 8	Den	W	1/0	1	1	0.0	0	0	0	10	19%
Nov 22	at Atl	W	1/0	1	1	0.0	0	0	0	22	29%
Nov 29	TB	W	1/0	1	1	0.0	0	0	0	24	36%
Dec 6	at Pit	L	1/0	1	1	0.0	0	1	0	16	22%
Dec 13	at Jax	L	1/0	1	0	0.0	0	0	0	27	42%
Dec 20	Hou	L	1/0	1	1	0.0	0	0	0	31	41%
Dec 27	at Mia	W	1/0	2	2	2.0	0	0	0	32	44%
Jan 3	Ten	W	1/0	1	1	1.0	0	0	0	25	43%
Totals			12/0	12	8	3.0	0	1	0	222	20%



RODNEY MCLEOD

SAFETY | 23

(pronounced muh-CLOUD)



Height: 5-10 **Weight:** 195 **DOB:** June 23, 1990 (Age 31)
NFL Experience: 10th Year (6th with Eagles) **Draft:** UDFA-12 by STL **Acquired:** FA-LAR-16
College: Virginia **Hometown (HS):** Hyattsville, MD (DeMatha Catholic)

Super Bowl Champion: 2017 (LII)

CAREER STATISTICS

Year	Team	GP/S	TACKLES					PASS DEFENSE					FUMBLES			DEF SNAPS	
			Total	Solo	Asst	TFL	Sacks	Int	Yds	Lg	TD	PD	FF	FR	Yds	No	Pct
2012	St. Louis	16/0	0	0	0	0	0.0	0	0	--	0	0	0	0	0	4	1%
2013	St. Louis	16/16	87	68	19	2	0.0	2	2	2	0	6	2	2	9	1,060	99%
2014	St. Louis	16/16	96	64	32	3	0.0	2	1	1	0	5	2	2	9	1,025	99%
2015	St. Louis	16/16	106	73	33	2	0.0	1	4	4	0	5	3	1	20	1,153	99%
2016	Philadelphia	16/16	117	78	39	3	1.0	3	5	5	0	10	1	0	0	1,014	99%
2017	Philadelphia	14/14	78	52	26	2	0.0	3	67	50	0	11	1	1	9	846	82%
2018	Philadelphia	3/3	16	9	7	0	0.0	0	0	--	0	5	0	0	0	162	16%
2019	Philadelphia	16/16	108	71	37	2	1.0	2	30	23	0	10	2	0	0	1,032	99%
2020	Philadelphia	13/13	94	59	35	4	0.0	1	21	21	0	9	0	2	50	872	79%
Totals		125/109	702	474	228	18	2.0	14	130	50	0	61	11	8	97	---	---

PLAYOFFS

2017	Philadelphia	3/3	18	16	2	1	1.0	0	0	--	0	3	0	0	0	206	100%
2018	Philadelphia	0/0	RESERVE/INJURED (9/29/18)														
2019	Philadelphia	1/1	4	2	2	0	0.0	0	0	--	0	0	0	0	0	64	100%
Totals		4/4	22	18	4	1	1.0	0	0	--	0	3	0	0	0	---	---

ADDITIONAL STATISTICS

Fumble Recovery TDs: 2 - 2020 (1), 2015 (1) **Special Teams Tackles:** 33 - 2020 (1), 2019 (3), 2017 (4), 2016 (5), 2014 (1), 2013 (3), 2012 (16) **Receptions:** 1 - 2012 (1)

CAREER HIGHS

Tackles	17	10/16/16 at Was.
Sacks	1.0	3x, last: 11/24/19 vs. Sea.
INTs	1	14x, last: 10/4/20 at SF
PDs	3	3x, last: 9/13/20 at Was.
FFs	1	11x, last: 12/29/19 at NYG
FRs	1	8x, last: 11/1/20 vs. Dal.

NOTES TO KNOW

- ▶ Is one of two NFL safeties with 10+ INTs (14) and 10+ FFs (11) since 2013, joining **Malcolm Jenkins** (16 INTs, 15 FFs)

2020 SEASON - EAGLES

- ▶ Ranked 2nd on the team with 9 PDs, behind **Darius Slay** (10), as well as 3rd with 94 tackles (59 solo), behind **Alex Singleton** (119) and **Jalen Mills** (105) ... Added 4 TFLs, 2 FRs and 1 INT
- ▶ Returned a fumble forced by **T.J. Edwards** 53 yards for a TD in the fourth quarter of the 23-9 win vs. Dal. (11/1/20) ... Marked the longest fumble recovery TD by an Eagle since **Walter Thurmond's** 83-yarder on 1/13/16 at N.Y. Giants

2019 SEASON - EAGLES

- ▶ Finished 2nd on the Eagles' defense with 108 tackles (71 solo), marking his third career 100+ tackle season ... Also registered 10 PDs, 2 INTs, 2 FFs and 1.0 sack

2017 SEASON - EAGLES

- ▶ Tallied the 4th-most tackles (78) on the Eagles' defense and recorded 11 PDs, 3 INTs, 2 FRs and 1 FF in the regular season
- ▶ Sacked Falcons QB **Matt Ryan** for a 10-yard loss in the third quarter of the 15-10 win vs. Atl. (1/13/18) in the Divisional Round ... Became the first Eagles safety to record a sack in a playoff game since **Brian Dawkins** on 1/4/09 at Minnesota



2020 GAME-BY-GAME STATISTICS (PHI)												
Date	Opp		GP/S	Tot	Solo	Sk	Int	PD	FF	FR	Snaps	Pct
Sep 13	at Was	L	1/1	8	6	0.0	0	3	0	0	70	100%
Sep 20	LAR	L	1/1	5	4	0.0	0	0	0	0	69	100%
Sep 27	Cin	T	1/1	10	8	0.0	0	0	0	0	72	100%
Oct 4	at SF	W	1/1	13	9	0.0	1	1	0	0	73	100%
Oct 11	at Pit	L	1/1	7	5	0.0	0	1	0	0	75	100%
Oct 18	Bal	L	1/1	8	5	0.0	0	0	0	0	73	100%
Oct 22	NYG	W	1/1	9	4	0.0	0	0	0	1	60	100%
Nov 1	Dal	W	1/1	3	1	0.0	0	2	0	1	79	100%
Nov 15	at NYG	L	1/1	7	4	0.0	0	0	0	0	71	100%
Nov 22	at Cle	L	1/1	8	5	0.0	0	1	0	0	67	100%
Nov 30	Sea	L	1/1	8	2	0.0	0	0	0	0	67	100%
Dec 6	at GB	L	1/1	6	5	0.0	0	0	0	0	61	100%
Dec 13	NO	W	1/1	2	1	0.0	0	1	0	0	35	55%
Dec 20	at Ari	L	0/0	RESERVE/INJURED								
Dec 27	at Dal	L	0/0	RESERVE/INJURED								
Jan 3	Was	L	0/0	RESERVE/INJURED								
Totals			13/13	94	59	0.0	1	9	0	2	872	79%

2016 SEASON - EAGLES

- ▶ Led the team with a career-high 117 tackles and also totaled 10 PDs, a career-high 3 PDs, 1.0 sack and 1 FF
- ▶ Set a career-high with 17 tackles (12 solo) at Was. (10/16/16)

2015 SEASON - RAMS

- ▶ Posted his first-career 100+ tackle campaign (106). Added a career-high 3 FFs and a fumble recovery TD with 5 PDs and 1 INT
- ▶ Scored the first TD of his career when he picked up a loose ball vs. Cle. (10/25/15) and returned it 20 yards for a score

2014 SEASON - RAMS

- ▶ Registered 5 PDs, 2 INTs, 2 FFs and 2 FRs

2013 SEASON - RAMS

- ▶ Notched the first INT of his career when he picked off Titans QB **Jake Locker** late in the fourth quarter vs. Ten. (11/3/13)
- ▶ Forced a fumble on a kickoff return at Hou. (10/13/13) that was recovered and returned for a TD by Rams LB **Darren Bates**

2012 SEASON - RAMS

- ▶ Made the opening-day roster as an undrafted rookie ... Produced a career-high and team-leading 16 special teams tackles
- ▶ Caught a 21-yard pass from Rams P **Johnny Hekker** on a fake punt in the second quarter at SF (11/11/12)

COLLEGE HIGHLIGHTS

- ▶ Appeared in 43 games (31 starts) during his four-year career at Virginia and registered 190 tackles (116 solo), including 10 TFL, 11 PDs, 6 INTs, 3 FFs and 1 FR ... Earned All-ACC honors as a senior in 2011 after setting career highs with 7 PDs and 4 INTs

2019 GAME-BY-GAME STATISTICS (PHI)												
Date	Opp		GP/S	Tot	Solo	Sk	Int	PD	FF	FR	Snaps	Pct
Sep 8	Was	W	1/1	4	3	0.0	0	0	0	0	64	100%
Sep 15	at Atl	L	1/1	6	2	0.0	0	2	0	0	66	100%
Sep 22	Det	L	1/1	4	2	0.0	0	0	0	0	64	100%
Sep 26	at GB	W	1/1	10	7	0.0	0	1	0	0	81	100%
Oct 6	NYJ	W	1/1	7	5	0.0	1	1	0	0	58	98%
Oct 13	at Min	L	1/1	6	3	0.0	0	0	0	0	71	100%
Oct 20	at Dal	L	1/1	6	3	0.0	0	0	0	0	70	100%
Oct 27	at Buf	W	1/1	6	4	0.0	0	0	0	0	62	100%
Nov 3	Chi	W	1/1	8	4	0.0	0	1	0	0	45	100%
Nov 17	NE	L	1/1	10	7	0.0	0	1	0	0	74	100%
Nov 24	Sea	L	1/1	8	5	1.0	1	1	1	0	64	98%
Dec 1	at Mia	L	1/1	6	4	0.0	0	0	0	0	72	100%
Dec 9	NYG	W	1/1	4	2	0.0	0	0	0	0	52	100%
Dec 15	at Was	W	1/1	7	5	0.0	0	1	0	0	53	100%
Dec 22	Dal	W	1/1	4	1	0.0	0	0	0	0	62	100%
Dec 29	at NYG	W	1/1	7	6	0.0	0	2	1	0	74	100%
Totals			16/16	108	71	1.0	2	10	2	0	1,032	99%

PLAYOFFS

Jan 5	Sea	L	1/1	4	2	0.0	0	0	0	0	64	100%
Totals			1/1	4	2	0.0	0	0	0	0	64	100%

Hobbies: Puzzles and video games ... **Bucket list:** Ride in a helicopter, skydive and travel to Paris ... **If he could be any superhero:** Batman ... **Favorite movies:** *Any Given Sunday*, *The Dark Knight* and *Friday* ... **Favorite musicians:** Drake, Fabolous and Future ... **Best player he has faced:** Aaron Rodgers ... **Player he models his game after:** Earl Thomas ... **Favorite athletes growing up:** Kobe Bryant and Deion Sanders ... **Favorite athletes now:** Steph Curry and LeBron James ... **Three favorite throwback jerseys:** Walter Payton, Jerry Rice and Deion Sanders



2018 GAME-BY-GAME STATISTICS (PHI)												
Date	Opp		GP/S	Tot	Solo	Sk	Int	PD	FF	FR	Snaps	Pct
Sep 6	Atl	W	1/1	10	6	0.0	0	3	0	0	70	100%
Sep 16	at TB	L	1/1	5	3	0.0	0	1	0	0	58	100%
Sep 23	Ind	W	1/1	1	0	0.0	0	1	0	0	34	58%
Sep 30	at Ten	L	0/0	RESERVE/INJURED								
Oct 7	Min	L	0/0	RESERVE/INJURED								
Oct 11	at NYG	W	0/0	RESERVE/INJURED								
Oct 21	Car	L	0/0	RESERVE/INJURED								
Oct 28	at Jax	W	0/0	RESERVE/INJURED								
Nov 11	Dal	L	0/0	RESERVE/INJURED								
Nov 18	at NO	L	0/0	RESERVE/INJURED								
Nov 25	NYG	W	0/0	RESERVE/INJURED								
Dec 3	Was	W	0/0	RESERVE/INJURED								
Dec 9	at Dal	L	0/0	RESERVE/INJURED								
Dec 16	at LAR	W	0/0	RESERVE/INJURED								
Dec 23	Hou	W	0/0	RESERVE/INJURED								
Dec 30	at Was	W	0/0	RESERVE/INJURED								
Totals			3/3	16	9	0.0	0	5	0	0	162	16%
PLAYOFFS												
Jan 6	at Chi	W	0/0	RESERVE/INJURED								
Jan 13	at NO	L	0/0	RESERVE/INJURED								
Totals			0/0	0	0	0.0	0	0	0	0	0	0%

2017 GAME-BY-GAME STATISTICS (PHI)												
Date	Opp		GP/S	Tot	Solo	Sk	Int	PD	FF	FR	Snaps	Pct
Sep 10	at Was	W	1/1	4	2	0.0	0	0	0	0	63	100%
Sep 17	at KC	L	1/1	2	2	0.0	0	0	0	0	12	23%
Sep 24	NYG	W	0/0	INACTIVE								
Oct 1	at LAC	W	1/1	2	1	0.0	0	1	0	0	57	100%
Oct 8	Ari	W	1/1	4	3	0.0	0	1	1	0	60	100%
Oct 12	at Car	W	1/1	6	4	0.0	0	3	0	0	81	99%
Oct 23	Was	W	1/1	5	3	0.0	0	2	0	0	64	100%
Oct 29	SF	W	1/1	5	4	0.0	1	1	0	0	66	100%
Nov 5	Den	W	1/1	5	2	0.0	1	1	0	0	63	98%
Nov 19	at Dal	W	1/1	7	5	0.0	1	1	0	0	60	95%
Nov 26	Chi	W	1/1	1	1	0.0	0	0	0	0	55	100%
Dec 3	at Sea	L	1/1	7	5	0.0	0	0	0	0	60	97%
Dec 10	at LAR	W	1/1	7	7	0.0	0	0	0	1	48	100%
Dec 17	at NYG	W	1/1	13	8	0.0	0	1	0	0	88	100%
Dec 25	Oak	W	1/1	10	5	0.0	0	0	0	0	69	100%
Dec 31	Dal	L	0/0	INACTIVE								
Totals			14/14	78	52	0.0	3	11	1	1	846	82%
PLAYOFFS												
Jan 13	Atl	W	1/1	8	8	1.0	0	1	0	0	63	100%
Jan 21	Min	W	1/1	4	3	0.0	0	1	0	0	67	100%
Feb 4	at NE	W	1/1	6	5	0.0	0	1	0	0	76	100%
Totals			3/3	18	16	1.0	0	3	0	0	206	100%

BIRDSEED

- ▶ Selected as the Eagles' 2020 Walter Payton NFL Man of the Year Award nominee for the positive impact of his outstanding community service activities and excellence on the field
- ▶ Launched "Change Our Future" with his wife, Erika ... A non-profit whose mission is to empower people through education, advocacy and awareness in the areas of youth development, healthy lifestyles and community enrichment ... The foundation seeks to eliminate barriers by advancing resources and opportunities
- ▶ Owns a bachelor's degree in sociology
- ▶ Played DB, WR and KR at DeMatha Catholic (MD) High School, where he earned all-state and all-conference honors as a senior in 2007 after intercepting 3 passes ... Also totaled 24 receptions for 520 yards (21.7 avg.) and 8 TDs while returning 3 kickoffs for scores ... As a junior in 2006, helped lead DeMatha to its fourth straight conference title ... Recorded 2 INTs on defense and snagged 20 passes for 400 yards (20.0 avg.) and 7 TDs ... Also a member of the school's 400-meter relay team

TRANSACTIONS

- ▶ **12/16/20** - Placed on Reserve/Injured ... **3/17/20** - Agreed to terms with PHI on 2-year contract ... **1/31/19** - Agreed to terms with PHI on re-worked contract ... **9/29/18** - Placed on Reserve/Injured ... **3/9/16** - Agreed to terms with PHI on 5-year contract ... **4/20/15** - Re-signed by STL ... **2012** - Signed by STL as UDFA

2016 GAME-BY-GAME STATISTICS (PHI)												
Date	Opp		GP/S	Tot	Solo	Sk	Int	PD	FF	FR	Snaps	Pct
Sep 11	Cle	W	1/1	3	3	0.0	1	0	0	0	50	96%
Sep 19	at Chi	W	1/1	4	4	0.0	0	0	0	0	50	96%
Sep 25	Pit	W	1/1	7	6	0.0	1	2	0	0	60	100%
Oct 9	at Det	L	1/1	13	9	0.0	0	0	0	0	61	100%
Oct 16	at Was	L	1/1	17	12	0.0	0	1	0	0	73	99%
Oct 23	Min	W	1/1	11	5	1.0	1	1	1	0	75	99%
Oct 30	at Dal	L	1/1	7	5	0.0	0	0	0	0	78	100%
Nov 6	at NYG	L	1/1	3	2	0.0	0	2	0	0	64	100%
Nov 13	Atl	W	1/1	6	3	0.0	0	1	0	0	50	100%
Nov 20	at Sea	L	1/1	7	3	0.0	0	2	0	0	67	100%
Nov 28	GB	L	1/1	9	4	0.0	0	0	0	0	71	100%
Dec 4	at Cin	L	1/1	9	6	0.0	0	0	0	0	64	100%
Dec 11	Was	L	1/1	7	5	0.0	0	0	0	0	48	100%
Dec 18	at Bal	L	1/1	7	6	0.0	0	0	0	0	58	100%
Dec 22	NYG	W	1/1	3	2	0.0	0	0	0	0	89	100%
Jan 1	Dal	W	1/1	4	3	0.0	0	1	0	0	56	100%
Totals			16/16	117	78	1.0	3	10	1	0	1,014	99%

2015 GAME-BY-GAME STATISTICS (STL)

Date	Opp	GP/S	Tot	Solo	Sk	Int	PD	FF	FR	Snaps	Pct
Sep 13	Sea	W	1/1	9	6	0.0	0	0	0	81	100%
Sep 20	at Was	L	1/1	6	5	0.0	0	0	0	72	100%
Sep 27	Pit	L	1/1	8	5	0.0	0	0	0	62	98%
Oct 4	at Ari	W	1/1	5	4	0.0	0	0	1	73	99%
Oct 11	at GB	L	1/1	4	3	0.0	0	0	0	62	100%
Oct 25	Cle	W	1/1	5	2	0.0	0	0	1	75	100%
Nov 1	SF	W	1/1	2	0	0.0	0	0	0	67	100%
Nov 8	at Min	L	1/1	8	8	0.0	0	0	0	72	100%
Nov 15	Chi	L	1/1	6	5	0.0	0	0	1	64	99%
Nov 22	at Bal	L	1/1	12	6	0.0	1	0	1	77	100%
Nov 29	at Cin	L	1/1	5	4	0.0	0	1	0	58	98%
Dec 6	Ari	L	1/1	9	6	0.0	0	0	0	84	100%
Dec 13	Det	W	1/1	3	2	0.0	0	0	0	71	100%
Dec 17	TB	W	1/1	15	10	0.0	0	1	0	81	100%
Dec 27	at Sea	W	1/1	2	2	0.0	0	2	0	73	100%
Jan 3	at SF	L	1/1	7	5	0.0	0	1	0	81	100%
Totals			16/16	106	73	0.0	1	5	3	1,153	99%

2014 GAME-BY-GAME STATISTICS (STL)

Date	Opp	GP/S	Tot	Solo	Sk	Int	PD	FF	FR	Snaps	Pct
Sep 7	Min	L	1/1	9	6	0.0	0	0	0	59	100%
Sep 14	at TB	W	1/1	5	5	0.0	1	0	0	57	100%
Sep 21	Dal	L	1/1	7	4	0.0	0	1	0	55	98%
Oct 5	at Phi	L	1/1	7	5	0.0	0	1	0	73	100%
Oct 13	SF	L	1/1	6	6	0.0	0	0	1	63	94%
Oct 19	Sea	W	1/1	6	3	0.0	0	0	0	71	100%
Oct 26	at KC	L	1/1	6	2	0.0	0	0	0	49	74%
Nov 2	at SF	W	1/1	8	6	0.0	0	0	0	65	97%
Nov 9	at Ari	L	1/1	8	5	0.0	0	0	0	66	100%
Nov 16	Den	W	1/1	3	2	0.0	0	2	0	69	100%
Nov 23	at SD	L	1/1	7	5	0.0	0	0	1	63	100%
Nov 30	Oak	W	1/1	2	1	0.0	0	0	1	78	100%
Dec 7	at Was	W	1/1	3	3	0.0	1	0	1	56	100%
Dec 11	Ari	L	1/1	9	5	0.0	0	1	0	68	100%
Dec 21	NYG	L	1/1	3	2	0.0	0	0	0	71	100%
Dec 28	at Sea	L	1/1	7	4	0.0	0	0	0	62	100%
Totals			16/16	96	64	0.0	2	5	2	1,025	99%

2013 GAME-BY-GAME STATISTICS (STL)

Date	Opp	GP/S	Tot	Solo	Sk	Int	PD	FF	FR	Snaps	Pct
Sep 8	Ari	W	1/1	5	4	0.0	0	1	0	71	100%
Sep 15	at Atl	L	1/1	7	6	0.0	0	0	0	64	100%
Sep 22	at Dal	L	1/1	7	5	0.0	0	1	0	62	100%
Sep 26	SF	L	1/1	4	3	0.0	0	0	1	69	100%
Oct 6	Jax	W	1/1	3	3	0.0	0	1	0	60	100%
Oct 13	at Hou	W	1/1	6	4	0.0	0	0	0	76	100%
Oct 20	at Car	L	1/1	5	2	0.0	0	0	0	59	100%
Oct 28	Sea	L	1/1	3	2	0.0	0	0	0	44	100%
Nov 3	Ten	L	1/1	7	7	0.0	1	0	0	62	100%
Nov 10	at Ind	W	1/1	2	2	0.0	0	1	0	73	99%
Nov 24	Chi	W	1/1	8	7	0.0	1	1	0	76	96%
Dec 1	at SF	L	1/1	4	3	0.0	0	0	1	67	100%
Dec 8	at Ari	L	1/1	5	5	0.0	0	0	1	68	100%
Dec 15	NO	W	1/1	8	7	0.0	0	0	0	85	99%
Dec 22	TB	W	1/1	4	4	0.0	0	0	0	59	100%
Dec 29	at Sea	L	1/1	9	4	0.0	0	1	0	65	100%
Totals			16/16	87	68	0.0	2	6	1	1,060	99%

2012 GAME-BY-GAME STATISTICS (STL)

Date	Opp	GP/S	Tot	Solo	Sk	Int	PD	FF	FR	Snaps	Pct
Sep 9	at Det	L	1/0	0	0	0.0	0	0	0	0	0%
Sep 16	Was	W	1/0	0	0	0.0	0	0	0	0	0%
Sep 23	at Chi	L	1/0	0	0	0.0	0	0	0	0	0%
Sep 30	Sea	W	1/0	0	0	0.0	0	0	0	0	0%
Oct 4	Ari	W	1/0	0	0	0.0	0	0	0	0	0%
Oct 14	at Mia	L	1/0	0	0	0.0	0	0	0	0	0%
Oct 21	GB	L	1/0	0	0	0.0	0	0	0	0	0%
Oct 28	NE	L	1/0	0	0	0.0	0	0	0	0	0%
Nov 11	at SF	T	1/0	0	0	0.0	0	0	0	0	0%
Nov 18	NYJ	L	1/0	0	0	0.0	0	0	0	3	5%
Nov 25	at Ari	W	1/0	0	0	0.0	0	0	0	0	0%
Dec 2	SF	W	1/0	0	0	0.0	0	0	0	0	0%
Dec 9	at Buf	W	1/0	0	0	0.0	0	0	0	1	2%
Dec 16	Min	L	1/0	0	0	0.0	0	0	0	0	0%
Dec 23	at TB	W	1/0	0	0	0.0	0	0	0	0	0%
Dec 30	at Sea	L	1/0	0	0	0.0	0	0	0	0	0%
Totals			16/0	0	0	0.0	0	0	0	4	1%



ZECH MCPHEARSON

CORNERBACK | 27

(ZACK mc-FEAR-son)



Height: 5-11 **Weight:** 191 **DOB:** March 21, 1998 (Age 23)

NFL Experience: Rookie (1st with Eagles) **Draft:** D4-21 (123rd overall) by PHI

College: Texas Tech **Hometown (HS):** Upper Marlboro, MD (Riverdale Baptist)

COLLEGE STATISTICS

Year	College	GP	TACKLES					PASS DEFENSE					FUMBLES			DEF SNAPS	
			Total	Solo	Asst	TFL	Sacks	Int	Yds	Lg	TD	PD	FF	FR	Yds	No	Pct
2017	Penn State	11	8	5	3	0.0	0.0	0	0	--	0	1	0	1	0	---	---
2018	Penn State	13	8	6	2	1.0	0.0	0	0	--	0	2	0	0	0	---	---
2019	Texas Tech	12	51	42	9	2.5	0.0	0	0	--	0	5	0	0	0	---	---
2020	Texas Tech	10	53	47	6	1.0	0.0	4	21	20	2	6	0	2	73	---	---
Totals		46	120	100	20	4.5	0.0	4	21	20	2	14	0	3	73	---	---

Hobbies: Backpacking (has done this in places such as Hawaii and Texas and would like to go to Arizona next) ... **Bucket list:** Travel to Morocco ... **Surprisingly good at:** Baseball. "I was thinking about going to Penn State to play." ... **Desired talent:** Being multilingual ... **Biggest influence on his life:** His grandfather. "He was a hardworking guy and laid the foundation in terms of making sure his immediate family was taken care of. He was a good mentor." ... **If he could play another sport, what position/team:** Shooting guard, Los Angeles Lakers ... **Pregame ritual:** Listens to a playlist he created called "Vibes" (calming R&B music) ... **If he could choose any karaoke song:** "Moving On" - Rod Wave ... **Favorite TV show:** *Schitt's Creek* ... **Favorite movie:** *John Wick* ... **Favorite athlete growing up:** Carl Crawford

COLLEGE HIGHLIGHTS

- ▶ Had 120 tackles, 14 PDs, 4 INTs and 3 FRs in 46 career games between Texas Tech (2019-20) and Penn State (2017-18)
- ▶ A senior team captain in 2020, appeared in all 10 games (nine starts) and led Texas Tech with 4 INTs and 2 FRs, while ranking 2nd on the team with 6 PDs and 5th with 53 tackles ... His 4 INTs and 2 FRs were the 2nd-most by a Red Raider since 2000
- ▶ Started all 12 games as a junior in 2019 and notched 51 tackles (42 solo) and 5 PDs (T-1st on team) ... Became the 2nd Texas Tech player since 2000 to block 2 kicks on special teams
- ▶ Saw action in 13 games as a sophomore at Penn State ... Also competed in 11 games as a redshirt freshman

BIRDSEED

- ▶ Comes from a family of athletes ... Is the son of Gerrick and Kim McPhearson ... Has six brothers (Gerrick Jr., Derrick, Emmanuel, Jeremiah, Matthew and Joshua) and a sister (Kimberly)
- ▶ His father, Gerrick, played at Boston College and earned a tryout with the New England Patriots in 1988 ... His mother, Kim, played RB and OL in the National Women's Football League ... Gerrick Jr. played DB at Maryland and was drafted by the New York Giants in 2006 ... Derrick played WR at Illinois and spent time in the Milwaukee Brewers' minors ... Emmanuel played DB at New Mexico ... Matthew was selected in the 4th round of the 2013 MLB Draft and spent six years in the New York Yankees' and Arizona Diamondbacks' farm system before switching to football at Texas Tech ... Jeremiah played football at Indiana University of Pennsylvania ... Joshua played RB at Penn State prior to a stint in the CFL in 2018 ... Kimberly currently plays soccer at UW-Green Bay
- ▶ Earned a bachelor's degree in labor and employment relations
- ▶ Prepped at Riverdale Baptist (MD) High School, where he was named Capitol Area District MVP and first-team All-State by *Maryland Pigskin* as a senior ... Tallied 37 PDs and 14 INTs over the course of his high school career

TRANSACTIONS

- ▶ **2021** - Drafted by PHI in 4th round (123rd overall)





NATE MEADORS

DEFENSIVE BACK | 32

(pronounced MED-ers)



Height: 5-11 **Weight:** 194 **DOB:** Feb. 13, 1997 (Age 24)

NFL Experience: 1st Year (1st with Eagles) **Draft:** UDFA-19 by MIN **Acquired:** FA-21

College: UCLA **Hometown (HS):** San Bernardino, CA (San Gorgonio)

CAREER STATISTICS

Year	Team	GP/S	TACKLES					PASS DEFENSE					FUMBLES			DEF SNAPS		
			Total	Solo	Asst	TFL	Sacks	Int	Yds	Lg	TD	PD	FF	FR	Yds	No	Pct	
2019	Minnesota	2/0	2	2	0	0	0.0	0	0	--	0	0	0	0	0	0	11	1%
2020	Minnesota	1/0	0	0	0	0	0.0	0	0	--	0	0	0	0	0	0	0	0%
	Jacksonville	0/0	0	0	0	0	0.0	0	0	--	0	0	0	0	0	0	0	0%
	<i>Totals</i>	<i>1/0</i>	<i>0</i>	<i>0</i>	<i>0</i>	<i>0</i>	<i>0.0</i>	<i>0</i>	<i>0</i>	<i>--</i>	<i>0</i>	<i>0</i>	<i>0</i>	<i>0</i>	<i>0</i>	<i>0</i>	<i>---</i>	<i>---</i>
Totals		3/0	2	2	0	0	0.0	0	0	--	0	0	0	0	0	0	---	---

PLAYOFFS

2019	Minnesota	1/0	0	0	0	0	0.0	0	0	--	0	0	0	0	0	0	0	0%
Totals		1/0	0	0	0	0	0.0	0	0	--	0	0	0	0	0	0	---	---

CAREER HIGHS

Tackles	2	9/22/19 vs. Oak.
Sacks	--	---
INTs	--	---
PDs	--	---
FFs	--	---
FRs	--	---



2019 SEASON - VIKINGS

- ▶ Saw action in two games as a rookie and recorded 2 solo tackles in 11 defensive snaps (1%) ... Also made his postseason debut on special teams in the Divisional Round at SF (1/11/20)

COLLEGE HIGHLIGHTS

- ▶ Appeared in 42 career games (30 starts) in four seasons at UCLA and posted 149 tackles and 22 PDs ... Finished his senior season with 37 tackles, 2 TFLs, 1.0 sack, 1 INT and 2 PDs ... Started all 13 games as a junior, leading the team with 10 PDs and registering 55 tackles, 2 TFLs, 1 FF and 1 INT returned for a TD

BIRDSEED

- ▶ Graduated from UCLA with a bachelor's degree in sociology
- ▶ Prepped at San Gorgonio (CA) High School, where he played QB and DB ... A two-time All-CIF Inland Division selection
- ▶ Has four brothers: Dorian, Daylen, Daron and Dash ... His great grandfather served in the Korean and Vietnam wars

TRANSACTIONS

- ▶ **5/14/21** - Signed by PHI ... **5/4/21** - Waived by JAX ... **1/4/21** - Signed by JAX to reserve/future contract ... **12/5/20** - Elevated by JAX from practice squad for Week 13 at Minnesota ... **10/19/20** - Signed by JAX to practice squad ... **9/28/20** - Released by MIN from practice squad ... **9/22/20** - Signed by MIN to practice squad ... **9/18/20** - Waived by MIN ... **9/12/20** - Signed by MIN to active roster from practice squad ... **9/6/20** - Signed by MIN to practice squad ... **9/5/20** - Waived by MIN ... **1/10/20** - Signed by MIN to active roster from practice squad ... **10/1/19** - Signed by MIN to practice squad ... **9/28/19** - Waived by MIN ... **9/12/19** - Signed by MIN to active roster from practice squad ... **9/1/19** - Signed by MIN to practice squad ... **8/31/19** - Waived by MIN ... **2019** - Signed by MIN as UDFA

2020 GAME-BY-GAME STATISTICS (MIN & JAX)												
Date	Opp		GP/S	Tot	Solo	Sk	Int	PD	FF	FR	Snaps	Pct
Sep 13	GB	L	1/0	0	0	0.0	0	0	0	0	0	0%
Sep 20	at Ind	L	---	VIKINGS PRACTICE SQUAD								
Sep 27	Ten	L	---	VIKINGS PRACTICE SQUAD								
RELEASED BY VIKINGS FROM PRACTICE SQUAD (9/28/20)												
NOT ON NFL ROSTER												
SIGNED BY JAGUARS TO PRACTICE SQUAD (10/19/20)												
Oct 25	at LAC	L	---	JAGUARS PRACTICE SQUAD								
Nov 8	Hou	L	---	JAGUARS PRACTICE SQUAD								
Nov 15	at GB	L	---	JAGUARS PRACTICE SQUAD								
Nov 22	Pit	L	---	JAGUARS PRACTICE SQUAD								
Nov 29	Cle	L	---	JAGUARS PRACTICE SQUAD								
Dec 6	at Min	L	0/0	DID NOT PLAY								
Dec 13	Ten	L	---	JAGUARS PRACTICE SQUAD								
Dec 20	at Bal	L	---	JAGUARS PRACTICE SQUAD								
Dec 27	Chi	L	---	JAGUARS PRACTICE SQUAD								
Jan 3	at Ind	L	---	JAGUARS PRACTICE SQUAD								
Totals			1/0	0	0	0.0	0	0	0	0	0	0%

2019 GAME-BY-GAME STATISTICS (MIN)												
Date	Opp		GP/S	Tot	Solo	Sk	Int	PD	FF	FR	Snaps	Pct
Sep 8	Atl	W	---	VIKINGS PRACTICE SQUAD								
Sep 15	at GB	L	1/0	0	0	0.0	0	0	0	0	3	4%
Sep 22	Oak	W	1/0	2	2	0.0	0	0	0	0	8	14%
WAIVED BY MIN (9/28/19); SIGNED BY MIN TO PRACTICE SQUAD (10/1/19)												
Oct 6	at NYG	W	---	VIKINGS PRACTICE SQUAD								
Oct 13	Phi	W	---	VIKINGS PRACTICE SQUAD								
Oct 20	at Det	W	---	VIKINGS PRACTICE SQUAD								
Oct 24	Was	W	---	VIKINGS PRACTICE SQUAD								
Nov 3	at KC	L	---	VIKINGS PRACTICE SQUAD								
Nov 10	at Dal	W	---	VIKINGS PRACTICE SQUAD								
Nov 17	Den	W	---	VIKINGS PRACTICE SQUAD								
Dec 2	at Sea	L	---	VIKINGS PRACTICE SQUAD								
Dec 8	Det	W	---	VIKINGS PRACTICE SQUAD								
Dec 15	at LAC	W	---	VIKINGS PRACTICE SQUAD								
Dec 23	GB	L	---	VIKINGS PRACTICE SQUAD								
Dec 29	Chi	L	---	VIKINGS PRACTICE SQUAD								
Totals			2/0	2	2	0.0	0	0	0	0	11	1%
PLAYOFFS												
Jan 5	at NO	W	---	VIKINGS PRACTICE SQUAD								
Jan 11	at SF	L	1/0	0	0	0.0	0	0	0	0	0	0%
Totals			1/0	0	0	0.0	0	0	0	0	0	0%



NICK MULLENS

QUARTERBACK | 10



Height: 6-1 **Weight:** 210 **DOB:** March 21, 1995 (Age 26)
NFL Experience: 4th Year (1st with Eagles) **Draft:** UDFA-17 by SF **Acquired:** FA-SF-21
College: Southern Mississippi **Hometown (HS):** Birmingham, AL (Spain Park)

CAREER STATISTICS

Year	Team	GP/S	PASSING										RUSHING					OFF SNAPS	
			Att	Cmp	Pct	Yds	Y/A	TD	Int	Lg	Sk/Yds	Rate	Att	Yds	Avg	Lg	TD	No	Pct
2018	San Francisco	8/8	274	176	64.2	2,277	8.3	13	10	85t	17/127	90.8	18	-16	-0.9	2	0	519	49%
2019	San Francisco	1/0	0	0	---	0	---	0	0	--	0/0	---	3	-3	-1.0	-1	0	7	1%
2020	San Francisco	10/8	326	211	64.7	2,437	7.5	12	12	49	19/139	84.1	9	8	0.9	7	0	603	55%
Totals		19/16	600	387	64.5	4,714	7.9	25	22	85t	36/266	87.2	30	-11	-0.4	7	0	---	---

PLAYOFFS

2019	San Francisco	0/0	0	0	---	0	---	0	0	--	0/0	---	0	0	---	--	0	0	0%
Totals		0/0	0	0	---	0	---	0	0	--	0/0	---	0	0	---	--	0	---	---

ADDITIONAL STATISTICS

Fumbles/Lost: 8/4 - 2020 (6/4), 2018 (2/0)

CAREER HIGHS

Pass Attempts	48	12/2/18 at Sea.
Completions	30	12/2/18 at Sea.
Passing Yards	414	12/2/18 at Sea.
Yards/Attempt	11.9	11/1/18 vs. Oak.
Passing Long	85t	12/9/18 vs. Den.
Passing TDs	3	3x, last: 12/7/20 vs. Buf.
Completion %	72.7	11/1/18 vs. Oak.
Passer Rating	151.9	11/1/18 vs. Oak.
Rush Attempts	5	12/9/18 vs. Den.
Rushing Yards	7	12/20/20 at Dal.
Rushing Long	7	12/20/20 at Dal.
Rushing TDs	--	---



NOTES TO KNOW

- ▶ Has thrown for 4,405 yards in his first 16 career starts ... Marks the 2nd-most passing yards by any QB in NFL history in their first 16 career starts, trailing only **Patrick Mahomes** (5,100)

2020 SEASON - 49ERS

- ▶ Appeared in a career-high 10 games (eight starts) and set career bests in pass attempts (326), completions (211), completion percentage (64.7%) and passing yards (2,437) ... Also posted 12 TDs and 12 INTs while recording an 84.1 passer rating
- ▶ Threw for 316 yards, a career-high-tying 3 TDs, 2 INTs and a 95.7 rating on 26-of-39 (66.7%) passing vs. Buf. (12/7/20)
- ▶ Registered a season-best 343 yards, 1 TD, 0 INTs and a 108.9 passer rating in the victory at NYG (9/27/20)

2018 SEASON - 49ERS

- ▶ Started eight contests and produced career highs in passing TDs (13) and passer rating (90.8) ... Finished his debut campaign with 2,277 yards on 176-of-274 (64.2%) passing
- ▶ Completed 30-of-48 (62.5%) passes for a career-high 414 yards and 2 TDs at Sea. (12/2/18) ... His 414 passing yards were the most by a 49ers QB since **Tim Rattay** on 10/10/04 vs. Arizona (417 yards) ... Became the first 49ers QB to throw for 400+ yards since **Colin Kaepernick** on 9/8/13 vs. Green Bay (412 yards).
- ▶ Converted 20-of-33 (60.6%) attempts for 332 yards, 2 TDs and a 102.1 passer rating vs. Den. (12/9/18) ... Became the 49ers' first undrafted QB to throw for 300+ yards in consecutive games since **Jeff Garcia** in 2000 (three games)
- ▶ Tallied career highs in passing TDs (3) and passer rating (151.9) in his NFL debut vs. Oak. (11/1/18) ... Set franchises records for the most passing TDs and highest passer rating by a 49ers player in their first start with the team ... His 151.9 passer rating was the 2nd-highest by a QB in their NFL debut since 1973 (min. 15 attempts) ... Joined Pro Football Hall of Famers **Jim Kelly** (1986) and **Fran Tarkenton** (1961) as the third player in NFL history to record 250+ yards, 3+ TDs and 0 INTs in their NFL debut

2020 GAME-BY-GAME STATISTICS (SAN FRANCISCO)

Date	Opp	GP/S	PASSING										RUSHING					SNAPS		
			Att	Cmp	Pct	Yds	Y/A	TD	Int	Lg	Sk/Yds	Rate	Att	Yds	Avg	Lg	TD	No	Pct	
Sep 13	Ari	L	0/0	DID NOT PLAY																
Sep 20	at NYJ	W	1/0	11	8	72.7	71	6.5	0	1	24	2/17	51.7	2	-2	-1		0	29	48%
Sep 27	at NYG	W	1/1	36	25	69.4	343	9.5	1	0	26	2/16	108.9	4	0	0.0		0	77	97%
Oct 4	Phi	L	1/1	26	18	69.2	200	7.7	1	2	38	4/28	72.6	0	0	---	--	0	50	68%
Oct 11	Mia	L	0/0	INACTIVE																
Oct 18	LAR	W	0/0	DID NOT PLAY																
Oct 25	at NE	W	0/0	DID NOT PLAY																
Nov 1	at Sea	L	1/0	25	18	72.0	238	9.5	2	0	33	0/0	128.4	0	0	---	--	0	29	41%
Nov 5	GB	L	1/1	35	22	62.9	291	8.3	1	1	47	1/9	86.7	1	0	0.0	0	0	57	100%
Nov 15	at NO	L	1/1	38	24	63.2	247	6.5	1	2	27	2/15	68.6	1	3	3.0	3	0	70	99%
Nov 29	at LAR	W	1/1	35	24	68.6	252	7.2	0	1	33	2/19	77.3	0	0	---	--	0	72	100%
Dec 7	Buf	L	1/1	39	26	66.7	316	8.1	3	2	49	0/0	95.7	0	0	---	--	0	61	100%
Dec 13	Was	L	1/1	45	25	55.6	260	5.8	1	1	22	4/24	70.6	0	0	---	--	0	81	100%
Dec 20	at Dal	L	1/1	36	21	58.3	219	6.1	2	2	25	2/11	71.4	1	7	7.0	7	0	77	92%
Dec 26	at Ari	W	0/0	RESERVE/INJURED																
Jan 3	Sea	L	0/0	RESERVE/INJURED																
Totals			10/8	326	211	64.7	2,437	7.5	12	12	49	19/139	84.1	9	8	0.9	7	0	603	55%

300+ PASSING YARDS

Date	Opponent	Yds
12/2/18	at Seattle Seahawks (L, 16-43)	414
9/27/20	at New York Giants (W, 36-9)	343
12/9/18	vs. Denver Broncos (W, 20-14)	332
12/7/20	vs. Buffalo Bills (L, 24-34)	316

3+ PASSING TDs

Date	Opponent	TD
12/7/20	vs. Buffalo Bills (L, 24-34)	3
12/30/18	at Los Angeles Rams (L, 32-48)	3
11/1/18	vs. Oakland Raiders (W, 34-3)	3

100+ PASSER RATING

Date	Opponent	Rate
11/1/18	vs. Oakland Raiders (W, 34-3)	151.9
11/1/20	at Seattle Seahawks (L, 27-37)	128.4
12/16/18	vs. Seattle Seahawks (W, 26-23)	110.6
9/27/20	at New York Giants (W, 36-9)	108.9
12/9/18	vs. Denver Broncos (W, 20-14)	102.1

COLLEGE HIGHLIGHTS

- ▶ Played in 44 games (41 starts) at Southern Mississippi (2013-16), completing 928-of-1,546 attempts for 11,994 yards and 87 TDs
- ▶ Named the 2015 Conference USA Offensive Player of the Year after setting single-season school records in both passing yards (4,476) and TD passes (38) ... Helped the Golden Eagles register 7,000+ yards of offense for the first time in program history
- ▶ Earned Conference USA All-Freshman honors in 2013

BIRDSEED

- ▶ His grandfather, Ernie Tabor, played professional baseball in the Philadelphia Phillies' organization from 1954-55
- ▶ Is the son of Suzanne and Mark Mullens ... Has an older brother, Frank, and an older sister, Heather ... He and his wife, Haleigh, have one son, Luke ... Originally born in Little Rock, AR
- ▶ Graduated from Southern Mississippi with a bachelor's degree in marketing-business administration
- ▶ Attended Spain Park (AL) High School, where he recorded 8,605 passing yards and 40 passing TDs in his career ... Finished with the 7th-most passing yards in AHSAA history

TRANSACTIONS

- ▶ **6/14/21** - Agreed to terms with PHI ... **12/25/20** - Placed on Reserve/Injured ... **9/26/18** - Elevated by SF from practice squad to active roster ... **9/2/18** - Signed by SF to practice squad ... **9/1/18** - Waived by SF ... **1/2/18** - Signed by SF to reserve/future contract ... **9/3/17** - Signed by SF to practice squad ... **9/2/17** - Waived by SF ... **2017** - Signed by SF as UDFA



2019 GAME-BY-GAME STATISTICS (SAN FRANCISCO)

Date	Opp	GP/S	PASSING										RUSHING					SNAPS		
			Att	Cmp	Pct	Yds	Y/A	TD	Int	Lg	Sk/Yds	Rate	Att	Yds	Avg	Lg	TD	No	Pct	
Sep 8	at TB	W	0/0	DID NOT PLAY																
Sep 15	at Cin	W	0/0	DID NOT PLAY																
Sep 22	Pit	W	0/0	DID NOT PLAY																
Oct 7	Cle	W	0/0	DID NOT PLAY																
Oct 13	at LAR	W	0/0	DID NOT PLAY																
Oct 20	at Was	W	0/0	DID NOT PLAY																
Oct 27	Car	W	1/0	0	0	---	0	---	0	0	--	0/0	---	3	-3	-1.0	-1	0	7	11%
Oct 31	at Ari	W	0/0	DID NOT PLAY																
Nov 11	Sea	L	0/0	DID NOT PLAY																
Nov 17	Ari	W	0/0	DID NOT PLAY																
Nov 24	GB	W	0/0	DID NOT PLAY																
Dec 1	at Bal	L	0/0	DID NOT PLAY																
Dec 8	at NO	W	0/0	DID NOT PLAY																
Dec 15	Atl	L	0/0	DID NOT PLAY																
Dec 21	LAR	W	0/0	DID NOT PLAY																
Dec 29	at Sea	W	0/0	DID NOT PLAY																
Totals			1/0	0	0	---	0	---	0	0	--	0/0	---	3	-3	-1.0	-1	0	7	1%

PLAYOFFS

Jan 11	Min	W	0/0	DID NOT PLAY																
Jan 19	GB	W	0/0	DID NOT PLAY																
Feb 2	KC	L	0/0	DID NOT PLAY																
Totals			0/0	0	0	---	0	---	0	0	--	0/0	---	0	0	---	--	0	0	0%

2018 GAME-BY-GAME STATISTICS (SAN FRANCISCO)

Date	Opp	GP/S	PASSING										RUSHING					SNAPS		
			Att	Cmp	Pct	Yds	Y/A	TD	Int	Lg	Sk/Yds	Rate	Att	Yds	Avg	Lg	TD	No	Pct	
Sep 9	at Min	L	---	49ERS PRACTICE SQUAD																
Sep 16	Det	W	---	49ERS PRACTICE SQUAD																
Sep 23	at KC	L	---	49ERS PRACTICE SQUAD																
Sep 30	at LAC	L	0/0	DID NOT PLAY																
Oct 7	Ari	L	0/0	DID NOT PLAY																
Oct 15	at GB	L	0/0	DID NOT PLAY																
Oct 21	LAR	L	0/0	DID NOT PLAY																
Oct 28	at Ari	L	0/0	DID NOT PLAY																
Nov 1	Oak	W	1/1	22	16	72.7	262	11.9	3	0	71	0/0	151.9	4	-3	-0.8	0	0	55	100%
Nov 12	NYG	L	1/1	39	27	69.2	250	6.4	1	2	26	0/0	73.7	2	1	0.5	2	0	73	100%
Nov 25	at TB	L	1/1	32	18	56.3	221	6.9	1	2	25	4/27	62.1	2	-1	-0.5	0	0	64	100%
Dec 2	at Sea	L	1/1	48	30	62.5	414	8.6	2	1	75t	3/28	95.3	2	1	0.5	1	0	76	100%
Dec 9	Den	W	1/1	33	20	60.6	332	10.1	2	1	85t	3/27	102.1	5	-10	-2.0	-1	0	72	100%
Dec 16	Sea	W	1/1	29	20	69.0	275	9.5	1	0	41t	3/18	110.6	2	-2	-1.0	-1	0	62	100%
Dec 23	Chi	L	1/1	38	22	57.9	241	6.3	0	1	35	1/9	65.8	0	0	---	--	0	55	100%
Dec 30	at LAR	L	1/1	33	23	69.7	282	8.6	3	3	43t	3/18	88.2	1	-2	-2	-2	0	62	100%
Totals			8/8	274	176	64.2	2,277	8.3	13	10	85t	17/127	90.8	18	-16	-0.9	2	0	519	49%



SUA OPETA

GUARD | 78

(pronounced SUE-uh OH-pet-uh)

Height: 6-4 Weight: 305 DOB: Aug. 15, 1996 (Age 24)

NFL Experience: 2nd Year (2nd with Eagles) Draft: UDFA-19 by PHI

College: Weber State Hometown (HS): Stansbury Park, UT (Stansbury)



CAREER STATISTICS

			STARTS		OFF SNAPS	
Year	Team	GP/S	LG	RG	No	Pct
2019	Philadelphia	0/0	0	0	0	0%
2020	Philadelphia	8/2	2	0	170	15%
Totals		8/2	2	0	---	---

PLAYOFFS						
Year	Team	GP/S	LG	RG	No	Pct
2019	Philadelphia	0/0	0	0	0	0%
Totals		0/0	0	0	---	---

CAREER HIGHLIGHTS

- ▶ Appeared in eight contests in 2020, including two starts at LG ... Started his first career game vs. NYG (10/22/20)

COLLEGE HIGHLIGHTS

- ▶ Played in 50 games over four years at Weber State ... Saw action in every contest in each of his final three seasons ... A two-time All-America and two-time first-team All-Big Sky honoree
- ▶ As a senior in 2018, voted a consensus All-American as well as first-team All-Big Sky after starting all 13 games and serving as a team captain ... Part of a Wildcats team that won 10 games and a league title, earning a No. 2 playoff seed
- ▶ Started all 14 games as a junior in 2017 as part of Weber State's historic year that included a Big Sky title, a school-record 11 wins and two FCS playoff victories ... Finished the season earning All-America and All-Big Sky recognition
- ▶ Named honorable mention all-conference following his sophomore campaign in 2016, starting all 12 games on the OL after transitioning from defense during spring practices

BIRDSEED

- ▶ Has a bachelor's degree in human performance management
- ▶ Given name is Iosua (pronounced yo-SUE-uh) ... Is the son of Amerika and Christy Opeta and has a twin brother, Isaia, and a sister, Malia ... Attended Stansbury (UT) High School, where he received all-state and all-region accolades

TRANSACTIONS

- ▶ **11/28/20** - Placed on Reserve/Injured ... **9/15/20** - Signed by PHI to active roster from practice squad ... **9/12/20** - Elevated by PHI from practice squad for Week 1 at Washington ... **9/6/20** - Signed by PHI to practice squad ... **9/5/20** - Waived by PHI ... **12/3/19** - Signed by PHI to active roster from practice squad ... **9/1/19** - Signed by PHI to practice squad ... **8/31/19** - Waived by PHI ... **2019** - Signed by PHI as UDFA





JOE OSTMAN

DEFENSIVE END | 95



Height: 6-3 **Weight:** 259 **DOB:** July 12, 1995 (Age 26)
NFL Experience: 2nd Year (2nd with Eagles) **Draft:** UDFA-18 by PHI
College: Central Michigan **Hometown (HS):** St. Ignace, MI (LaSalle)

CAREER STATISTICS

Year	Team	GP/S	TACKLES					PASS DEFENSE					FUMBLES			DEF SNAPS		
			Total	Solo	Asst	TFL	Sacks	Int	Yds	Lg	TD	PD	FF	FR	Yds	No	Pct	
2019	Philadelphia	0/0	RESERVE/INJURED (8/6/19)															
2020	Philadelphia	3/0	1	1	0	0	0.0	0	0	--	0	0	0	0	0	0	29	3%
Totals		3/0	1	1	0	0	0.0	0	0	--	0	0	0	0	0	---	---	

ADDITIONAL STATISTICS

Special Teams Tackles: 1 - 2020 (1)

CAREER HIGHS

Tackles	1	11/22/20 at Cle.
Sacks	--	---
INTs	--	---
PDs	--	---
FFs	--	---
FRs	--	---

Hobbies: Ice fishing, working at his family's bakery ... **Bucket list:** Take a trip to Alaska ... **If he could play another sport, what position/team:** First baseman, Detroit Tigers ... **'Welcome to the NFL' moment:** Going up against Lane Johnson in practice ... **If he could be any superhero:** Spider-Man ... **Career if he wasn't playing football:** Sports medicine ... **Favorite TV show:** Friday Night Lights ... **Favorite movie:** Law Abiding Citizen ... **Favorite music:** Rap and country ... **Favorite meal:** Parmesan and artichoke chicken ... **Favorite athlete growing up:** Calvin Johnson



2020 SEASON - EAGLES

- ▶ Played in 29 defensive snaps (3%) and 42 special teams snaps (10%) over three contests in his first career NFL action with the Eagles ... Registered 1 solo tackle (11/22/20 at Cleveland) as well as 1 special teams tackle (1/3/21 vs. Washington)

COLLEGE HIGHLIGHTS

- ▶ One of Central Michigan's all-time leaders in tackles (220), TFLs (45.5) and sacks (26.0) ... Named the Co-Defensive Player of the Year for Central Michigan following the 2016-17 seasons
- ▶ Received first-team All-MAC honors as a senior in 2017 after totaling 60 tackles (34 solo), 19.5 TFLs and 13.0 sacks (ranked 2nd in the nation, behind Illinois' **Sutton Smith** - 14.0)

BIRDSEED

- ▶ Before entering the NFL, worked at his family bakery, Mackinaw Bakery ... The bakery was his first job and it has been in his family for three generations, starting with his great grandfather
- ▶ While at Central Michigan, was awarded the 2017 Famous Idaho Potato Bowl Humanitarian Award and received 2016 MAC Academic Team and MAC Scholar Athlete of the Week honors
- ▶ Attended LaSalle (MI) High School, where he was a four-year letterwinner playing LB and TE ... Honored as both the Ski Valley Conference North Defensive and Conference Player of the Year ... Led the Saints to a conference championship and advanced to the state semifinals during his junior and senior campaigns
- ▶ Also wrestled in high school and was a three-time Michigan state champion ... Owns multiple school wrestling records, including consecutive wins (141) and wins in a season (57)

TRANSACTIONS

- ▶ **1/4/21** - Signed by PHI to reserve/future contract ... **1/2/21** - Elevated by PHI from practice squad for Week 17 vs. Washington ... **12/26/20** - Elevated by PHI from practice squad for Week 16 at Dallas ... **11/21/20** - Elevated by PHI from practice squad as COVID-19 replacement for Week 11 at Cleveland ... **9/6/20** - Signed by PHI to practice squad ... **9/5/20** - Waived by PHI ... **8/6/19** - Placed on Reserve/Injured ... **1/14/19** - Signed by PHI to reserve/future contract ... **9/2/18** - Signed by PHI to practice squad ... **9/1/18** - Waived by PHI ... **2018** - Signed by PHI as UDFA

2020 GAME-BY-GAME STATISTICS (PHI)

Date	Opp	GP/S	Tot	Solo	Sk	Int	PD	FF	FR	Snaps	Pct	
Sep 13	at Was	L	---									
Sep 20	LAR	L	---									
Sep 27	Cin	T	---									
Oct 4	at SF	W	---									
Oct 11	at Pit	L	---									
Oct 18	Bal	L	---									
Oct 22	NYG	W	---									
Nov 1	Dal	W	---									
Nov 15	at NYG	L	---									
Nov 22	at Cle	L	1/0	1	1	0.0	0	0	0	0	9	13%
Nov 30	Sea	L	---									
Dec 6	at GB	L	---									
Dec 13	NO	W	---									
Dec 20	at Ari	L	---									
Dec 27	at Dal	L	1/0	0	0	0.0	0	0	0	0	9	13%
Jan 3	Was	L	1/0	0	0	0.0	0	0	0	0	11	17%
Totals			3/0	1	1	0.0	0	0	0	0	29	3%





ROSS PIERSCHBACHER

CENTER | 66

(pronounced PEERSH-baker)



Height: 6-4 **Weight:** 315 **DOB:** June 5, 1995 (Age 26)

NFL Experience: 2nd Year (1st with Eagles) **Draft:** D5-19 (153rd overall) by WAS **Acquired:** PS-Was-20

College: Alabama **Hometown (HS):** Cedar Falls, IA (Cedar Falls)

CAREER STATISTICS

			STARTS			OFF SNAPS	
Year	Team	GP/S	LG	C	RG	No	Pct
2019	Washington	5/0	0	0	0	0	0%
2020	Philadelphia	3/0	0	0	0	0	0%
Totals		8/0	0	0	0	---	---

Nicknames: Hoss or Roscoe ... **If he could play another sport:** Golf ... **Favorite TV show:** *The Office* ... **Favorite music artist:** "The 'King of Country' - George Strait." ... **Family fun fact:** He has five sisters and is the only boy in the family



CAREER HIGHLIGHTS

- ▶ Has appeared on special teams over eight career games

COLLEGE HIGHLIGHTS

- ▶ Started 57 career games at LG and C during his time at Alabama ... Holds the school record for most career starts by a position player ... A member of two national championship teams
- ▶ During his senior season in 2018, earned second-team All-America and first-team All-SEC honors from the *Associated Press* ... Also named a finalist for the Rimington Trophy, which is annually awarded to the nation's top center
- ▶ Collected first-team All-SEC recognition playing G as a junior in 2017 ... Helped anchor an offense that ranked 2nd in the SEC in rushing yards per game (250.6) and scoring (37.1 ppg)
- ▶ As a sophomore in 2016, received second-team All-SEC honors ... Selected to the SEC All-Freshman Team in 2015

BIRDSEED

- ▶ Earned a degree in marketing at Alabama
- ▶ Attended Cedar Falls (IA) High School, where he was a three-time first-team 4A All-State selection by the *Des Moines Register*
- ▶ Is the son of Brad Pierschbacher

TRANSACTIONS

- ▶ **12/14/20** - Signed by PHI to active roster from WAS practice squad ... **9/6/20** - Signed by WAS to practice squad ... **9/5/20** - Waived by WAS ... **2019** - Drafted by WAS in 5th round (153rd overall)



MATT PRYOR

GUARD/TACKLE | 69



Height: 6-7 **Weight:** 332 **DOB:** Dec. 16, 1994 (Age 26)

NFL Experience: 4th Year (4th with Eagles) **Draft:** D6-18 (206th overall) by PHI

College: TCU **Hometown (HS):** Lakewood, CA (Lakewood)

CAREER STATISTICS

			STARTS				OFF SNAPS	
Year	Team	GP/S	LT	LG	RG	RT	No	Pct
2018	Philadelphia	0/0	0	0	0	0	0	0%
2019	Philadelphia	12/0	0	0	0	0	79	7%
2020	Philadelphia	15/10	1	0	6	3	773	69%
Totals		27/10	1	0	6	3	---	---

PLAYOFFS								
Year	Team	GP/S	LT	LG	RG	RT	No	Pct
2018	Philadelphia	0/0	0	0	0	0	0	0%
2019	Philadelphia	1/1	0	0	1	0	69	100%
Totals		1/1	0	0	1	0	---	---

CAREER HIGHLIGHTS

- ▶ Played in 15 games in 2020, including starts at three positions – LT (one), RG (six) and RT (three) ... Saw action in the 3rd-most offensive snaps (773, 69%) by an Eagles OL, behind **Jason Kelce** (1,124, 99%) and **Nate Herbig** (891, 79%) ... Helped pave the way for an offense that ranked 3rd in the league in rushing average (5.0) and 9th in rushing yards per game (126.7)
- ▶ Played in 12 regular-season games in 2019 ... Started his first career game at RG in the Wild Card game vs. Sea. (1/5/19)

COLLEGE HIGHLIGHTS

- ▶ Started in 31 games (23 at G) during his time at TCU, including an Alamo Bowl victory over Stanford
- ▶ Earned second-team All-Big 12 accolades as a senior, when he helped the Horned Frogs rank 17th in the nation in total TDs (62) ... Blocked for QB **Kenny Hill**, who achieved the 2nd-best completion percentage in the conference and recorded 3,152 passing yards as well as 325 rushing yards

TRANSACTIONS

- ▶ **10/22/20** - Activated from Reserve/COVID-19 ... **10/16/20** - Placed on Reserve/COVID-19 ... **2020** - Drafted by PHI in 6th round (206th overall)



First job: Bouncer at Varsity Bar near TCU's campus ... **Surprisingly good at:** Proficient at graphic design and using technology ... **Prized possession:** His family ... **Favorite TV shows:** *Breaking Bad*, *Sons of Anarchy* and *Blacklist* ... **Best player he has faced:** Colts and former Oregon DE DeForest Buckner ... **First jersey:** Magic Johnson, Los Angeles Lakers ... **Three favorite throwback jerseys:** Michael Jordan, Chicago Bulls; Allen Iverson, Philadelphia 76ers; Kobe Bryant, Los Angeles Lakers



JALEN REAGOR

WIDE RECEIVER | 18

(pronounced RAY-gur)



Height: 5-11 **Weight:** 197 **DOB:** Jan. 2, 1999 (Age 22)

NFL Experience: 2nd Year (2nd with Eagles) **Draft:** D1-20 (21st overall) by PHI

College: TCU **Hometown (HS):** Waxahachie, TX (Waxahachie)

CAREER STATISTICS

Year	Team	GP/S	RECEIVING					OFF SNAPS	
			Rec	Yds	Avg	Lg	TD	No	Pct
2020	Philadelphia	11/11	31	396	12.8	55	1	510	45%
Totals		11/11	31	396	12.8	55	1	---	---

ADDITIONAL STATISTICS

Fumbles/Lost: 2/0 - 2020 (2/0) **Fumble Recoveries:** 1 - 2020 (1)

Rushing: 4-26 - 2020 (4-26) **Punt Returns:** 4-94-1 - 2020 (4-94-1)

CAREER HIGHS

Receptions	5	12/20/20 at Ari.
Receiving Yards	55	9/13/20 at Was.
Receiving Long	55	9/13/20 at Was.
Receiving TDs	1	11/1/20 vs. Dal.

Hobbies: Music, shopping ... **Surprisingly good at:** Basketball ... **Player he models his game after:** Stefon Diggs ... **Favorite quote:** "Hard work beats talent when talent doesn't work hard." - Kevin Durant ... **Favorite movie:** *The Great Gatsby* ... **Favorite TV show:** *Martin* ... **Favorite meal:** Hot wings with lemon pepper sprinkles

2020 GAME-BY-GAME STATISTICS (PHI)

Date	Opp	GP/S	RECEIVING					SNAPS		
			Rec	Yds	Avg	Lg	TD	No	Pct	
Sep 13	at Was	L	1/1	1	55	55.0	55	0	40	59%
Sep 20	LAR	L	1/1	4	41	10.3	16	0	60	85%
Sep 27	Cin	T	0/0	INACTIVE						
Oct 4	at SF	W	0/0	RESERVE/INJURED						
Oct 11	at Pit	L	0/0	RESERVE/INJURED						
Oct 18	Bal	L	0/0	RESERVE/INJURED						
Oct 22	NYG	W	0/0	RESERVE/INJURED						
Nov 1	Dal	W	1/1	3	16	5.3	8	1	46	73%
Nov 15	at NYG	L	1/1	4	47	11.8	16	0	59	88%
Nov 22	at Cle	L	1/1	4	52	13.0	18	0	63	93%
Nov 30	Sea	L	1/1	3	11	3.7	8	0	43	61%
Dec 6	at GB	L	1/1	1	34	34.0	34	0	44	71%
Dec 13	NO	W	1/1	2	46	23.0	39	0	47	68%
Dec 20	at Ari	L	1/1	5	49	9.8	23	0	46	55%
Dec 27	at Dal	L	1/1	3	30	10.0	15	0	43	59%
Jan 3	Was	L	1/1	1	15	15.0	15	0	19	29%
Totals			11/11	31	396	12.8	55	1	510	45%

2020 SEASON - EAGLES

- ▶ Caught 31 passes for 396 yards (12.8 avg.) and 1 TD as a rookie ... Also returned 4 punts for 94 yards (23.5 avg.) and 1 TD
- ▶ Registered a career-long 73-yard punt return TD at GB (12/6/20) ... Marked the longest punt return TD by an Eagles rookie since **Damaris Johnson's** 98-yard TD on 12/2/12 at Dallas
- ▶ Hauled in his first career TD in the win vs. Dal. (11/1/20)
- ▶ Posted a career-long 55-yard reception to erase a third-and-22 in the first quarter of the season opener at Was. (9/13/20)

COLLEGE HIGHLIGHTS

- ▶ A standout WR and PR at TCU (2017-19) who recorded 148 receptions for 2,248 yards (15.2 avg.) and 22 TDs while returning 23 punts for 409 yards (17.8 avg.) and 2 TDs in 39 games
- ▶ Finished his career with the 2nd-most receiving TDs, 6th-most receiving yards and 7th-most receptions in school history ... Is the Horned Frogs' all-time leader in punt return average
- ▶ Named a *Sports Illustrated* All-American as an all-purpose player and earned All-Big 12 honors as a junior in 2019 ... Led TCU in receptions (43), yards (611) and TDs (5) and finished as one of two FBS players with multiple punt return TDs ... Ranked 2nd in the nation with a school-record 20.8 punt return average
- ▶ Received All-Big 12 recognition following his sophomore year in 2018, when he led the team and ranked 2nd in TCU single-season history with career highs in receptions (72), receiving yards (1,061) and receiving TDs (9 - 5th-most in program history) ... Led the Big 12 in percentage of his team's receptions at 30.1% (72 of 239), which was the highest mark by a Horned Frog in 18 seasons ... Also set a TCU record with TD receptions in 7 straight games

BIRDSEED

- ▶ Attended Waxahachie (TX) High School, where he totaled 50 receptions for 967 yards and 14 TDs as a senior
- ▶ Is the son of **Montae Reagor**, who played nine NFL seasons, including 2007 with Philadelphia ... Montae was a teammate of Eagles WRs coach **Aaron Moorehead** in Indianapolis and helped the Colts win Super Bowl XLI in 2006

TRANSACTIONS

- ▶ **10/31/20** - Activated from Reserve/Injured ... **9/30/20** - Placed on Reserve/Injured ... **2020** - Drafted by PHI in 1st round (21st overall)





HASSAN RIDGEWAY

DEFENSIVE TACKLE | 98



Height: 6-3 Weight: 305 DOB: Nov. 2, 1994 (Age 26)

NFL Experience: 6th Year (3rd with Eagles) Draft: D4-16 (116th overall) by IND Acquired: T-Ind-19

College: Texas Hometown (HS): Mansfield, TX (Mansfield)

CAREER STATISTICS

Year	Team	GP/S	TACKLES					PASS DEFENSE					FUMBLES			DEF SNAPS	
			Total	Solo	Asst	TFL	Sacks	Int	Yds	Lg	TD	PD	FF	FR	Yds	No	Pct
2016	Indianapolis	16/5	21	8	13	2	1.5	0	0	--	0	1	0	0	0	442	41%
2017	Indianapolis	13/1	14	5	9	3	3.0	0	0	--	0	0	0	0	0	177	16%
2018	Indianapolis	5/0	6	5	1	1	0.0	0	0	--	0	0	0	0	0	65	6%
2019	Philadelphia	7/5	10	7	3	6	2.0	0	0	--	0	0	0	0	0	252	24%
2020	Philadelphia	7/0	11	8	3	1	1.0	0	0	--	0	0	0	0	0	137	12%
Totals		48/11	62	33	29	13	7.5	0	0	--	0	1	0	0	0	---	---

PLAYOFFS

2018	Indianapolis	2/0	3	1	2	1	0.5	0	0	--	0	0	0	0	0	39	25%
2020	Philadelphia	0/0	RESERVE/INJURED (10/23/19)														
Totals		2/0	3	1	2	1	0.5	0	0	--	0	0	0	0	0	---	---

ADDITIONAL STATISTICS

Blocked PATs: 2 - 2020 (1), 2016 (1)

CAREER HIGHS

Tackles	5	12/11/16 vs. Hou.
Sacks	1.0	7x, last: 10/4/20 at SF
INTs	--	---
PDs	1	10/2/16 at Jax.
FFs	--	---
FRs	--	---

First job: Security guard ... **Surprisingly good at:** Cooking ... **Bucket list:** Learn how to swim ... **Biggest pet peeve:** Getting woken up ... **If he could play another sport, what position:** Basketball, power forward ... **Moment left starstruck:** "Going through the combine and realizing the position you are in." ... **Favorite music/artist:** Hip-hop, R&B, J. Cole ... **Favorite athlete:** Shaquille O'Neal ... **Favorite meal:** Jambalaya



2020 SEASON - EAGLES

- ▶ Produced 11 tackles (8 solo), 1 TFL and 1.0 sack
- ▶ Blocked a PAT attempt by Rams K **Samuel Sloman** in the fourth quarter vs. LAR (9/20/20) ... Marked his second career block

2019 SEASON - EAGLES

- ▶ Posted 10 tackles (7 solo), 6 TFLs and 2.0 sacks
- ▶ Registered his first sack as an Eagle when he brought down Jets QB **Luke Falk** in the fourth quarter of the team's 10.0-sack performance in the 31-6 victory vs. NYJ (10/6/19)

2018 SEASON - COLTS

- ▶ Saw action in five regular-season games and two playoff contests ... Combined for 9 tackles (6 solo) and 0.5 sacks
- ▶ In his first career playoff game, registered 2 tackles and 0.5 sacks in the AFC Wild Card round at Hou. (1/5/19)

2017 SEASON - COLTS

- ▶ Totaled 14 tackles (5 solo), including 3 TFLs, and a career-high 3.0 sacks in his second season with the Colts

2016 SEASON - COLTS

- ▶ Competed in all 16 games (five starts) during his rookie year and produced a career-high 23 tackles (9 solo) with 2 TFLs, 1.5 sacks, 1 PD and 1 blocked PAT attempt (12/24/16 at Oakland)

COLLEGE HIGHLIGHTS

- ▶ Played in 36 career games (18 starts) with the Longhorns ... Recorded 92 tackles (58 solo), 9.5 sacks and 2 FRs (1 TD) ... Earned All-Big 12 honors as a senior in 2015, when he posted 36 tackles (24 solo), 6.5 TFLs, 3.5 sacks and 2 FRs in 11 contests

BIRDSEED

- ▶ Majored in applied learning and development with a minor in social work while attending the University of Texas

2020 GAME-BY-GAME STATISTICS (PHI)

Date	Opp	GP/S	Tot	Solo	Sk	Int	PD	FF	FR	Snaps	Pct
Sep 13	at Was	L	1/0	4	3	0.0	0	0	0	30	43%
Sep 20	LAR	L	1/0	2	2	0.0	0	0	0	23	33%
Sep 27	Cin	T	1/0	0	0	0.0	0	0	0	15	21%
Oct 4	at SF	W	1/0	1	0	1.0	0	0	0	23	32%
Oct 11	at Pit	L	1/0	2	1	0.0	0	0	0	24	32%
Oct 18	Bal	L	1/0	1	1	0.0	0	0	0	15	21%
Oct 22	NYG	W	1/0	1	1	0.0	0	0	0	7	12%
Nov 1	Dal	W	0/0	RESERVE/INJURED							
Nov 15	at NYG	L	0/0	RESERVE/INJURED							
Nov 22	at Cle	L	0/0	RESERVE/INJURED							
Nov 30	Sea	L	0/0	RESERVE/INJURED							
Dec 6	at GB	L	0/0	RESERVE/INJURED							
Dec 13	NO	W	0/0	RESERVE/INJURED							
Dec 20	at Ari	L	0/0	RESERVE/INJURED							
Dec 27	at Dal	L	0/0	RESERVE/INJURED							
Jan 3	Was	L	0/0	RESERVE/INJURED							
Totals		7/0	11	8	1.0	0	0	0	0	137	12%

2019 GAME-BY-GAME STATISTICS (PHI)

Date	Opp	GP/S	Tot	Solo	Sk	Int	PD	FF	FR	Snaps	Pct
Sep 8	Was	W	1/0	1	1	0.0	0	0	0	23	36%
Sep 15	at Atl	L	1/0	1	0	0.0	0	0	0	31	47%
Sep 22	Det	L	1/1	1	1	0.0	0	0	0	38	59%
Sep 26	at GB	W	1/1	1	1	0.0	0	0	0	48	59%
Oct 6	NYJ	W	1/1	2	1	1.0	0	0	0	41	69%
Oct 13	at Min	L	1/1	3	2	0.0	0	0	0	48	68%
Oct 20	at Dal	L	1/1	1	1	1.0	0	0	0	23	33%
Oct 27	at Buf	W	0/0	RESERVE/INJURED							
Nov 3	Chi	W	0/0	RESERVE/INJURED							
Nov 17	NE	L	0/0	RESERVE/INJURED							
Nov 24	Sea	L	0/0	RESERVE/INJURED							
Dec 1	at Mia	L	0/0	RESERVE/INJURED							
Dec 9	NYG	W	0/0	RESERVE/INJURED							
Dec 15	at Was	W	0/0	RESERVE/INJURED							
Dec 22	Dal	W	0/0	RESERVE/INJURED							
Dec 29	at NYG	W	0/0	RESERVE/INJURED							
Totals		7/5	10	7	2.0	0	0	0	0	252	24%

PLAYOFFS

Jan 5	Sea	L	0/0	RESERVE/INJURED							
Totals		0/0	0	0	0.0	0	0	0	0	0	0%

2018 GAME-BY-GAME STATISTICS (IND)

Date	Opp	GP/S	Tot	Solo	Sk	Int	PD	FF	FR	Snaps	Pct
Sep 9	Cin	L	0/0	INACTIVE							
Sep 16	at Was	W	1/0	0	0	0.0	0	0	0	12	16%
Sep 23	at Phi	L	0/0	INACTIVE							
Sep 30	Hou	L	0/0	INACTIVE							
Oct 4	at NE	L	0/0	INACTIVE							
Oct 14	at NYJ	L	1/0	2	1	0.0	0	0	0	13	18%
Oct 21	Buf	W	1/0	2	2	0.0	0	0	0	20	36%
Oct 28	at Oak	W	0/0	INACTIVE							
Nov 11	Jax	W	0/0	INACTIVE							
Nov 18	Ten	W	0/0	INACTIVE							
Nov 25	Mia	W	0/0	INACTIVE							
Dec 2	at Jax	L	0/0	INACTIVE							
Dec 9	at Hou	W	0/0	INACTIVE							
Dec 16	Dal	W	0/0	INACTIVE							
Dec 23	NYG	W	1/0	2	2	0.0	0	0	0	14	22%
Dec 30	at Ten	W	1/0	0	0	0.0	0	0	0	6	12%
Totals		5/0	6	5	0.0	0	0	0	0	65	6%

PLAYOFFS

Jan 5	at Hou	W	1/0	2	0	0.5	0	0	0	22	31%
Jan 12	at KC	L	1/0	1	1	0.0	0	0	0	17	20%
Totals		2/0	3	1	0.5	0	0	0	0	39	25%



- ▶ Prepped at Mansfield (TX) High School, where he lettered in football and basketball ... Earned All-America, all-state, all-area and all-district honors ... Totaled 57 tackles, 7.5 sacks, 1 FF and 1 FR as a senior and helped lead Mansfield to an 11-2 record and advance to the third round of the state playoffs ... Did not start playing football until his sophomore year

TRANSACTIONS

- ▶ **3/18/21** - Agreed to terms with PHI ... **10/26/20** - Placed on Reserve/Injured ... **3/16/20** - Agreed to terms with PHI on 1-year contract ... **10/23/19** - Placed on Reserve/Injured ... **4/26/19** - Acquired by PHI from IND in exchange for 2019 7th-round draft choice ... **2016** - Drafted by IND in 4th round (116th overall)

2017 GAME-BY-GAME STATISTICS (IND)														
Date	Opp		GP/S	Tot	Solo	Sk	Int	PD	FF	FR	Snaps	Pct		
Sep 10	at LAR	L	1/0	0	0	0.0	0	0	0	0	19	29%		
Sep 17	Ari	L	1/0	1	1	1.0	0	0	0	0	11	17%		
Sep 24	Cle	W	1/0	0	0	0.0	0	0	0	0	19	25%		
Oct 1	at Sea	L	1/0	2	0	0.0	0	0	0	0	18	26%		
Oct 8	SF	W	1/0	1	0	0.0	0	0	0	0	8	11%		
Oct 16	at Ten	L	1/0	0	0	0.0	0	0	0	0	6	9%		
Oct 22	Jax	L	1/0	1	0	0.0	0	0	0	0	17	25%		
Oct 29	at Cin	L	1/0	1	1	0.0	0	0	0	0	7	12%		
Nov 5	at Hou	W	1/0	1	0	0.0	0	0	0	0	7	10%		
Nov 12	Pit	L	1/0	2	1	1.0	0	0	0	0	19	29%		
Nov 26	Ten	L	0/0	INACTIVE										
Dec 3	at Jax	L	0/0	INACTIVE										
Dec 10	at Buf	L	0/0	INACTIVE										
Dec 14	Den	L	1/0	1	0	0.0	0	0	0	0	13	16%		
Dec 23	at Bal	L	1/0	1	1	0.0	0	0	0	0	8	11%		
Dec 31	Hou	W	1/1	3	1	1.0	0	0	0	0	25	45%		
Totals			13/1	14	5	3.0	0	0	0	0	177	16%		

2016 GAME-BY-GAME STATISTICS (IND)												
Date	Opp		GP/S	Tot	Solo	Sk	Int	PD	FF	FR	Snaps	Pct
Sep 11	Det	L	1/0	1	0	0.0	0	0	0	0	27	41%
Sep 18	at Den	L	1/0	2	1	0.0	0	0	0	0	21	30%
Sep 25	LAC	W	1/0	0	0	0.0	0	0	0	0	17	29%
Oct 2	at Jax	L	1/0	2	1	0.5	0	1	0	0	22	31%
Oct 9	Chi	W	1/0	1	0	0.0	0	0	0	0	21	32%
Oct 16	at Hou	L	1/0	0	0	0.0	0	0	0	0	26	37%
Oct 23	at Ten	W	1/0	1	0	0.0	0	0	0	0	28	38%
Oct 30	Kan	L	1/0	2	1	0.0	0	0	0	0	37	50%
Nov 6	at GB	W	1/0	1	0	0.0	0	0	0	0	32	46%
Nov 20	Ten	W	1/1	1	0	0.0	0	0	0	0	30	42%
Nov 24	Pit	L	1/0	2	2	0.0	0	0	0	0	25	46%
Dec 5	at NYJ	W	1/1	1	0	0.0	0	0	0	0	13	25%
Dec 11	Hou	L	1/1	5	1	1.0	0	0	0	0	43	60%
Dec 18	at Min	W	1/1	0	0	0.0	0	0	0	0	29	50%
Dec 24	at Oak	L	1/1	1	1	0.0	0	0	0	0	49	64%
Jan 1	Jax	W	1/0	1	1	0.0	0	0	0	0	22	30%
Totals			16/5	21	8	1.5	0	1	0	0	442	41%



ELIJAH RILEY

SAFETY | 39



Height: 5-11 **Weight:** 214 **DOB:** June 12, 1998 (Age 23)
NFL Experience: 1st Year (1st with Eagles) **Draft:** UDFA-20 by PHI
College: Army **Hometown (HS):** Selden, NY (Newfield)

CAREER STATISTICS

Year	Team	GP/S	TACKLES					PASS DEFENSE					FUMBLES			DEF SNAPS		
			Total	Solo	Asst	TFL	Sacks	Int	Yds	Lg	TD	PD	FF	FR	Yds	No	Pct	
2020	Philadelphia	5/0	0	0	0	0	0.0	0	0	--	0	0	0	0	0	0	4	1%
Totals		5/0	0	0	0	0	0.0	0	0	--	0	0	0	0	0	0	---	---

ADDITIONAL STATISTICS

Special Teams Tackles: 1 - 2020 (1)

CAREER HIGHS

Tackles	--	---
Sacks	--	---
INTs	--	---
PDs	--	---
FFs	--	---
FRs	--	---

2020 GAME-BY-GAME STATISTICS (PHI)

Date	Opp	GP/S	Tot	Solo	Sk	Int	PD	FF	FR	Snaps	Pct
Sep 13	at Was	L	---								
Sep 20	LAR	L	---								
Sep 27	Cin	T	---								
Oct 4	at SF	W	---								
Oct 11	at Pit	L	1/0	0	0	0.0	0	0	0	0	0%
Oct 18	Bal	L	1/0	0	0	0.0	0	0	0	2	3%
Oct 22	NYG	W	---								
Nov 1	Dal	W	---								
Nov 15	at NYG	L	---								
Nov 22	at Cle	L	---								
Nov 30	Sea	L	---								
Dec 6	at GB	L	---								
Dec 13	NO	W	---								
Dec 20	at Ari	L	1/0	0	0	0.0	0	0	0	2	3%
Dec 27	at Dal	L	1/0	0	0	0.0	0	0	0	0	0%
Jan 3	Was	L	1/0	0	0	0.0	0	0	0	0	0%
Totals		5/0	0	0	0.0	0	0	0	0	4	1%

2020 SEASON - EAGLES

- ▶ Saw action in five games as a rookie, registering 1 tackle in 51 special teams snaps (12%) ... Appeared in 4 defensive snaps

COLLEGE HIGHLIGHTS

- ▶ Played in 44 games during his four-year career at Army ... Produced 201 tackles (142 solo), 17.5 TFLs, 7 INTs, 6.5 sacks, 3 FFs, 2 FRs and 2 TDs ... As a senior, recorded 79 tackles and 4.0 sacks en route to first-team All-Independent honors ... Earned second-team All-Independent recognition as a junior

BIRDSEED

- ▶ Attended Newfield (NY) High School, where he was a two-time captain and first-team All-State and All-Metro selection ... As a senior, helped the team capture the 2016 Rutgers Trophy as Long Island Champions (Class II) ... Enjoys playing basketball

TRANSACTIONS

- ▶ **12/16/20** - Signed by PHI to active roster from practice squad ... **10/17/20** - Elevated by PHI from practice squad for Week 6 vs. Baltimore ... **10/10/20** - Elevated by PHI from practice squad for Week 5 at Pittsburgh ... **9/6/20** - Signed by PHI to practice squad ... **9/3/20** - Waived by PHI ... **2020** - Signed by PHI as UDFA

Hobbies: Reading, writing poetry, exploring the outdoors ... **Surprisingly good at:** He was the first chair jazz ensemble and was in a competitive jazz band playing the saxophone through high school ... **Prized possession:** Record player and record collection that his grandfather gifted him ... **Moment left starstruck:** Meeting Darrelle Revis when he was 12 years old at N.Y. Jets Training Camp ... **Famous relatives:** Walter Payton (distant relative) ... **Career if he wasn't playing football:** Fashion designer ... **Favorite movies:** *Into the Wild*, *Dead Presidents*, *Space Jam*



RICHARD RODGERS

TIGHT END | 85



Height: 6-4 Weight: 257 DOB: Jan. 22, 1992 (Age 29)

NFL Experience: 7th Year (3rd with Eagles) Draft: D3-14 (98th overall) by GB Acquired: FA-20

College: California Hometown (HS): Shrewsbury, MA (St. John's)

CAREER STATISTICS

Year	Team	GP/S	RECEIVING					OFF SNAPS	
			Rec	Yds	Avg	Lg	TD	No	Pct
2014	Green Bay	16/5	20	225	11.3	43	2	480	46%
2015	Green Bay	16/12	58	510	8.8	61t	8	799	70%
2016	Green Bay	16/6	30	271	9.0	22	2	604	56%
2017	Green Bay	15/1	12	160	13.3	36	1	305	29%
2018	Philadelphia	7/0	1	7	7.0	7	0	42	4%
2019	Philadelphia	1/0	0	0	---	---	0	5	1%
2020	Philadelphia	13/4	24	345	14.4	33t	2	273	24%
Totals		84/28	145	1,518	10.5	61t	15	---	---

PLAYOFFS

2014	Green Bay	2/0	5	48	9.6	13t	1	50	36%
2015	Green Bay	2/2	7	56	8.0	15	0	124	84%
2016	Green Bay	3/0	1	34	34.0	34t	1	67	33%
2018	Philadelphia	2/0	0	0	---	---	0	3	3%
2019	Philadelphia	1/0	0	0	---	---	0	3	4%
Totals		10/2	13	138	10.6	34t	2	---	---

ADDITIONAL STATISTICS

Rushing: 1-11 - 2015 (1-11) Special Teams Tackles: 3 - 2020 (3)

Fumble Recoveries: 2 - 2015 (1), 2014 (1)

CAREER HIGHS

Receptions	8	12/3/15 at Det.
Receiving Yards	146	12/3/15 at Det.
Receiving Long	61t	12/3/15 at Det.
Receiving TDs	2	11/8/15 at Car.



CAREER HIGHLIGHTS

- ▶ Set a single-game, regular-season record for receiving yards (146) by a Packers TE at Det. (12/3/15), highlighted by his game-winning 61-yard TD on a Hail Mary pass from **Aaron Rodgers** on the final play ... The Hail Mary was the second-longest come-from-behind, game-ending TD from scrimmage in the fourth quarter in NFL history, behind Lions QB **Earl Morrall's** 65-yard TD pass to TE **Jim Gibbons** on 12/4/60

2020 SEASON - EAGLES

- ▶ Logged 24 receptions for 345 yards (14.4 avg.) and 2 TDs ... His 345 receiving yards were his most in a season since 2015
- ▶ During Weeks 7-12, led all NFL TEs with a 16.4 receiving average (15 receptions, 246 yards, 2 TDs) ... Also ranked 8th among NFL TEs with 246 receiving yards in that span
- ▶ Recorded season highs in receptions (6) and receiving yards (85) in the win vs. NYG (10/22/20)

2018 SEASON - EAGLES

- ▶ Saw action in 7 games primarily on special teams after missing the first 9 games of the regular season due to injury

2017 SEASON - PACKERS

- ▶ Caught 12 passes for 160 yards (13.3 avg.) and 1 TD
- ▶ Posted a season-high 4 receptions for a season-best 77 yards (19.3 avg.) and 1 TD at Car. (12/17/17) ... His 19.3 yards per reception were a career high ... Became the first Green Bay TE with 75+ yards in a game on 4-or-fewer receptions since **Jermichael Finley** on 10/13/13 at Baltimore

2016 SEASON - PACKERS

- ▶ Produced 30 catches for 271 yards and 2 TDs in the regular season and added a 34-yard receiving TD in the playoffs

2015 SEASON - PACKERS

- ▶ Ranked 5th among NFL TEs with a career-high 8 TDs (tied for 5th-most by a TE in Packers history), trailing only **Tyler Eifert** (13), **Rob Gronkowski** (11), **Jordan Reed** (11) and **Gary Barnidge** (9)
- ▶ Became just the fourth TE in team history to record 55+ receptions (58) in a single season, joining **Paul Coffman**, **Jermichael Finley** and **Jackie Harris**
- ▶ Was one of only four NFL TEs in 2015 with 55+ receptions (58), 500+ receiving yards (510) and 8+ receiving TDs (8), joining Gronkowski, Reed and Barnidge
- ▶ Registered playoff career highs in receptions (7) and receiving yards (56) during the Packers' postseason run
- ▶ Set a single-game, regular-season record for receiving yards (146) by a Packers TE at Det. (12/3/15), highlighted by his game-winning 61-yard TD on a Hail Mary pass from **Aaron Rodgers** on the final play ... The Hail Mary was the second-longest come-from-behind, game-ending TD from scrimmage in the fourth quarter in NFL history, behind Lions QB **Earl Morrall's** 65-yard TD pass to TE **Jim Gibbons** on 12/4/60

2020 GAME-BY-GAME STATISTICS (PHI)										
Date	Opp	GP/S	RECEIVING					SNAPS		
			Rec	Yds	Avg	Lg	TD	No	Pct	
Sep 13	at Was	L	1/0	0	0	---	--	0	2	3%
Sep 20	LAR	L	1/0	0	0	---	--	0	0	0%
Sep 27	Cin	T	1/0	2	15	7.5	12	0	33	36%
Oct 4	at SF	W	1/1	3	35	11.7	23	0	22	35%
Oct 11	at Pit	L	1/0	1	18	18.0	18	0	19	32%
Oct 18	Bal	L	1/0	3	31	10.3	16	0	43	60%
Oct 22	NYG	W	1/1	6	85	14.2	30	0	69	85%
Nov 1	Dal	W	1/0	0	0	---	--	0	16	25%
Nov 15	at NYG	L	1/0	4	60	15.0	22	0	21	31%
Nov 22	at Cle	L	1/1	2	48	24.0	29	1	22	32%
Nov 30	Sea	L	1/1	3	53	17.7	33t	1	22	31%
Dec 6	at GB	L	1/0	0	0	---	--	0	3	5%
Dec 13	NO	W	1/0	0	0	---	--	0	1	1%
Dec 20	at Ari	L	1/0	0	0	---	--	0	0	0%
Dec 27	at Dal	L	0/0	INACTIVE						
Jan 3	Was	L	0/0	INACTIVE						
Totals			14/4	24	345	14.4	33t	2	273	24%

2014 SEASON - PACKERS

- ▶ Played in all 16 games as a rookie and totaled 20 catches for 225 yards and 2 TDs ... Became the first Packers rookie TE to play in all 16 games since **Bubba Franks** in 2000
- ▶ Posted 5 receptions for 48 yards and 1 TD in the playoffs

COLLEGE HIGHLIGHTS

- ▶ Appeared in 35 games (11 starts) during his three seasons at California and finished with 59 receptions for 896 yards (15.2 avg.) and 2 TDs ... Played TE for his first two seasons before moving to inside receiver as a junior in 2013

BIRDSEED

- ▶ Rodgers' father, Richard Sr., is currently the assistant DBs coach for the Washington Football Team ... Richard Sr. was a two-time All-Pacific-10 selection as a DB at California, where he was involved in "The Play" against Stanford in 1982, making the last of five laterals ... Richard Sr. went on to play three years (1987-88, '92) in the Arena Football League
- ▶ Rodgers' uncle, Gill Byrd, played 10 seasons with the San Diego Chargers from 1983-92 ... Gill also spent 15 years coaching in the NFL before taking on his current role as Illinois' DBs coach ... Rodgers' cousin, **Jairus Byrd**, played safety for nine seasons (2009-17) in the NFL and was a three-time Pro Bowler
- ▶ Rodgers' grandfather, Clyde Mashore, played five seasons of professional baseball (1969-73), and his uncle, Damon Mashore, played three MLB seasons (1996-98)
- ▶ Attended St. John's (MA) High School, where he was selected a *Prep Star* All-American after leading all Massachusetts Division C-1 players in receiving (65 receptions for 1,064 yards and 16 TDs) and sacks (8.0) as a senior in 2010 ... Named the Defensive MVP of the Division IA Conference as a junior in 2009

2019 GAME-BY-GAME STATISTICS (PHI)										
Date	Opp	GP/S	RECEIVING					SNAPS		
			Rec	Yds	Avg	Lg	TD	No	Pct	
Sep 8	Was	W	0/0	RESERVE/INJURED						
RELEASED FROM RESERVE/INJURED WITH INJURY SETTLEMENT										
NOT ON NFL ROSTER										
NOT ON NFL ROSTER										
NOT ON NFL ROSTER										
NOT ON NFL ROSTER										
NOT ON NFL ROSTER										
NOT ON NFL ROSTER										
NOT ON NFL ROSTER										
NOT ON NFL ROSTER										
NOT ON NFL ROSTER										
NOT ON NFL ROSTER										
NOT ON NFL ROSTER										
NOT ON NFL ROSTER										
NOT ON NFL ROSTER										
SIGNED BY EAGLES (12/24/19)										
Dec 29	at NYG	W	1/0	0	0	---	--	0	5	1%
Totals			1/0	0	0	---	--	0	5	1%
PLAYOFFS										
Jan 5	Sea	L	1/0	0	0	---	--	0	3	4%
Totals			1/0	0	0	---	--	0	3	4%



2018 GAME-BY-GAME STATISTICS (PHI)												
Date	Opp	GP/S	RECEIVING					SNAPS				
			Rec	Yds	Avg	Lg	TD	No	Pct			
Sep 6	Atl	W	0/0	RESERVE/INJURED								
Sep 16	at TB	L	0/0	RESERVE/INJURED								
Sep 23	Ind	W	0/0	RESERVE/INJURED								
Sep 30	at Ten	L	0/0	RESERVE/INJURED								
Oct 7	Min	L	0/0	RESERVE/INJURED								
Oct 11	at NYG	W	0/0	RESERVE/INJURED								
Oct 21	Car	L	0/0	RESERVE/INJURED								
Oct 28	at Jax	W	0/0	RESERVE/INJURED								
Nov 11	Dal	L	0/0	RESERVE/INJURED								
Nov 18	at NO	L	1/0	0	0	---	--	0	0	0%		
Nov 25	NYG	W	1/0	0	0	---	--	0	8	12%		
Dec 3	Was	W	1/0	0	0	---	--	0	10	13%		
Dec 9	at Dal	L	1/0	0	0	---	--	0	2	4%		
Dec 16	at LAR	W	1/0	0	0	---	--	0	4	6%		
Dec 23	Hou	W	1/0	1	7	7.0	7	0	13	16%		
Dec 30	at Was	W	1/0	0	0	---	--	0	5	7%		
Totals			7/0	1	7	7.0	7	0	42	4%		
PLAYOFFS												
Jan 6	at Chi	W	1/0	0	0	---	--	0	1	1%		
Jan 13	at NO	L	1/0	0	0	---	--	0	2	4%		
Totals			2/0	0	0	---	--	0	3	3%		



TRANSACTIONS

- ▶ **6/11/21** - Signed by PHI ... **9/8/20** - Signed by PHI ... **9/5/20** - Released by WAS ... **3/30/20** - Signed by WAS ... **12/24/19** - Signed by PHI ... **9/11/19** - Released from Reserve/Injured with injury settlement ... **8/30/19** - Placed on Reserve/Injured ... **3/28/19** - Signed by PHI to 2-year contract ... **11/16/18** - Activated from Reserve/Injured ... **9/4/18** - Placed on Reserve/Injured ... **4/4/18** - Agreed to terms with PHI on 1-year contract ... **2014** - Drafted by GB in 3rd round (98th overall)

2017 GAME-BY-GAME STATISTICS (GB)												
Date	Opp	GP/S	RECEIVING					SNAPS				
			Rec	Yds	Avg	Lg	TD	No	Pct			
Sep 10	Sea	W	1/0	0	0	---	--	0	5	6%		
Sep 17	at Atl	L	1/0	2	22	11.0	14	0	10	13%		
Sep 24	Cin	W	1/0	0	0	---	--	0	10	14%		
Sep 28	Chi	W	1/0	0	0	---	--	0	10	18%		
Oct 8	at Dal	W	1/0	1	16	16.0	16	0	6	10%		
Oct 15	at Min	L	1/0	0	0	---	--	0	11	17%		
Oct 22	NO	L	1/0	0	0	---	--	0	6	11%		
Nov 6	Det	L	1/0	1	5	5.0	5	0	33	56%		
Nov 12	at Chi	W	1/0	1	8	8.0	8	0	32	49%		
Nov 19	Bal	L	1/0	1	3	3.0	3	0	37	54%		
Nov 26	at Pit	L	1/0	1	25	25.0	25	0	37	67%		
Dec 3	TB	W	1/0	1	4	4.0	4	0	29	53%		
Dec 10	at Cle	W	1/0	0	0	---	--	0	40	53%		
Dec 17	at Car	L	1/1	4	77	19.3	36	1	37	54%		
Dec 23	Min	L	1/0	0	0	---	--	0	2	3%		
Dec 31	at Det	L	0/0	INACTIVE								
Totals			15/1	12	160	13.3	36	1	305	29%		

2016 GAME-BY-GAME STATISTICS (GB)										
Date	Opp	GP/S	RECEIVING					SNAPS		
			Rec	Yds	Avg	Lg	TD	No	Pct	
Sep 11	at Jax	W	1/0	1	22	22.0	22	0	25	39%
Sep 18	at Min	L	1/0	2	25	12.5	15	0	36	51%
Sep 25	Det	W	1/1	2	9	4.5	7	1	43	80%
Oct 9	NYG	W	1/1	1	6	6.0	6	0	73	91%
Oct 16	Dal	L	1/0	2	15	7.5	12	0	47	67%
Oct 20	Chi	W	1/1	1	7	7.0	7	0	48	55%
Oct 30	at Atl	L	1/1	0	0	---	--	0	26	42%
Nov 6	Ind	L	1/0	6	64	10.7	22	0	49	71%
Nov 13	at Ten	L	1/1	4	27	6.8	12	0	65	83%
Nov 20	at Was	L	1/0	4	28	7.0	11	0	21	31%
Nov 28	at Phi	W	1/0	0	0	---	--	0	26	37%
Dec 4	Hou	W	1/0	2	16	8.0	9	0	27	47%
Dec 11	Sea	W	1/0	1	8	8.0	8	0	34	58%
Dec 18	at Chi	W	1/1	1	10	10.0	10	0	20	33%
Dec 24	Min	W	1/0	2	20	10.0	13t	1	29	49%
Jan 1	at Det	W	1/0	1	14	14.0	14	0	35	47%
Totals			16/6	30	271	9.0	22	2	604	56%
PLAYOFFS										
Jan 8	NYG	W	1/0	0	0	---	--	0	25	35%
Jan 15	at Dal	W	1/0	1	34	34.0	34t	1	25	37%
Jan 22	at Atl	L	1/0	0	0	---	--	0	17	25%
Totals			3/0	1	34	34.0	34t	1	67	33%

2015 GAME-BY-GAME STATISTICS (GB)										
Date	Opp	GP/S	RECEIVING					SNAPS		
			Rec	Yds	Avg	Lg	TD	No	Pct	
Sep 13	at Chi	W	1/1	3	27	9.0	20	0	37	63%
Sep 20	Sea	W	1/1	3	23	7.7	9	1	46	65%
Sep 28	KC	W	1/1	2	15	7.5	8	0	53	70%
Oct 4	at SF	W	1/1	5	45	9.0	12	1	66	90%
Oct 11	StL	W	1/1	6	45	7.5	18	0	58	94%
Oct 18	SD	W	1/1	2	34	17.0	25	0	45	85%
Nov 1	at Den	L	1/1	2	16	8.0	11	0	51	96%
Nov 8	at Car	L	1/1	5	19	3.8	7	2	67	87%
Nov 15	Det	L	1/1	5	32	6.4	21	1	54	62%
Nov 22	at Min	W	1/1	3	7	2.3	5	0	51	66%
Nov 26	Chi	L	1/1	4	30	7.5	13	0	46	59%
Dec 3	at Det	W	1/0	8	146	18.3	61t	1	34	51%
Dec 13	Dal	W	1/0	1	3	3.0	3t	1	42	48%
Dec 20	at Oak	W	1/0	1	7	7.0	7	0	40	53%
Dec 27	at Ari	L	1/0	1	2	2.0	2	0	48	67%
Jan 3	Min	L	1/1	7	59	8.4	18	1	61	77%
Totals			16/12	58	510	8.8	61t	8	799	70%
PLAYOFFS										
Jan 10	at Was	W	1/1	2	11	5.5	6	0	66	88%
Jan 16	at Ari	L	1/1	5	45	9.0	15	0	58	79%
Totals			2/2	7	56	8.0	15	0	124	84%

2014 GAME-BY-GAME STATISTICS (GB)										
Date	Opp	GP/S	RECEIVING					SNAPS		
			Rec	Yds	Avg	Lg	TD	No	Pct	
Sep 4	at Sea	L	1/1	0	0	---	--	0	20	32%
Sep 14	NYJ	W	1/1	0	0	---	--	0	34	48%
Sep 21	at Det	L	1/1	0	0	---	--	0	11	21%
Sep 28	at Chi	W	1/1	2	52	26.0	43	0	22	42%
Oct 2	Min	W	1/0	0	0	---	--	0	19	35%
Oct 12	at Mia	W	1/0	0	0	---	--	0	34	43%
Oct 19	Car	W	1/0	1	1	1.0	1	0	32	55%
Oct 26	at NO	L	1/0	4	58	14.5	22	0	34	50%
Nov 9	Chi	W	1/1	2	6	3.0	4	0	52	78%
Nov 16	Phi	W	1/0	1	19	19.0	19	0	44	65%
Nov 23	at Min	W	1/0	1	1	1.0	1t	1	30	46%
Nov 30	NE	W	1/0	2	35	17.5	32t	1	29	40%
Dec 8	Atl	W	1/0	0	0	---	--	0	34	50%
Dec 14	at Buf	L	1/0	0	0	---	--	0	19	27%
Dec 21	at TB	W	1/0	2	13	6.5	8	0	35	47%
Dec 28	Det	W	1/0	5	40	8.0	18	0	31	47%
Totals			16/5	20	225	11.3	43	2	480	46%
PLAYOFFS										
Jan 11	Dal	W	1/0	1	13	13.0	13t	1	21	31%
Jan 18	at Sea	L	1/0	4	35	8.8	12	0	29	42%
Totals			2/0	5	48	9.6	13t	1	50	36%



MILES SANDERS

RUNNING BACK | 26



Height: 5-11 **Weight:** 211 **DOB:** May 1, 1997 (Age 24)
NFL Experience: 3rd Year (3rd with Eagles) **Draft:** D2a-19 (53rd overall) by PHI
College: Penn State **Hometown (HS):** Pittsburgh, PA (Woodland Hills)

All-Rookie: 2019

CAREER STATISTICS

Year	Team	GP/S	RUSHING					RECEIVING					OFF SNAPS		
			Att	Yds	Avg	Lg	TD	Rec	Yds	Avg	Lg	TD	TYS	No	Pct
2019	Philadelphia	16/11	179	818	4.6	65t	3	50	509	10.2	45	3	1,327	626	53%
2020	Philadelphia	12/11	164	867	5.3	82t	6	28	197	7.0	28	0	1,064	602	53%
Totals		28/22	343	1,685	4.9	82t	9	78	706	9.1	45	3	2,391	---	---

PLAYOFFS

2019	Philadelphia	1/1	14	69	4.9	18	0	3	8	2.7	7	0	77	49	71%
Totals		1/1	14	69	4.9	18	0	3	8	2.7	7	0	77	---	---

ADDITIONAL STATISTICS

Fumbles/Lost: 6/3 - 2020 (4/2), 2019 (2/1) **Kickoff Returns:** 14-314 - 2019 (14-314)

CAREER HIGHS

Rush Attempts	20	2x, last: 9/20/20 vs. LAR
Rushing Yards	122	12/15/19 at Was.
Rushing Long	82t	12/13/20 vs. NO
Rushing TDs	2	2x, last: 12/13/20 vs. NO
Receptions	6	12/15/19 at Was.
Receiving Yards	86	10/13/19 at Min.
Receiving Long	45	10/13/19 at Min.
Receiving TDs	1	3x, last: 12/15/19 at Was.
Scrimmage Yards	172	12/15/19 at Was.
Offensive TDs	2	3x, last: 12/13/20 vs. NO

CAREER HIGHLIGHTS

- Named to the PFWA **All-Rookie** Team after leading his class with franchise rookie records in all-purpose yards (1,641) and scrimmage yards (1,327) in 2019 ... Surpassed **LeSean McCoy** in 2009 (637) for the most rushing yards (818) in Eagles rookie history

NOTES TO KNOW

- Since 2019, ranks 4th in the NFL in rushing average (4.9), trailing only **Nick Chubb** (5.3), **Derrick Henry** (5.2) and **Aaron Jones** (5.0) in that category (min. 300 attempts) ... Also in that span, has recorded the most 60+ yard rushing plays (4) in the league
- Has produced the 4th-most scrimmage yards per touch among NFL RBs since 2019, behind **Austin Ekeler** (6.3), **Alvin Kamara** (5.8) and **Christian McCaffrey** (5.8) (min. 300 touches)

2020 SEASON - EAGLES

- Totaled career highs in rushing yards (867) and rushing TDs (6) ... Ranked 4th in the NFL in yards per attempt (5.3), behind **Nick Chubb** (5.6), **Aaron Jones** (5.5) and **Derrick Henry** (5.4) (min. 150 attempts) ... Also finished 7th in rushing yards per game (72.3), trailing only **Dalvin Cook** (111.2) and **Jones** (78.9) in the NFC
- Became the first player in Eagles history to record multiple 70+ yard rushing TDs in a single season ... Also became the first NFL RB with 3 rushing plays of 70+ yards in the same season since 2012 (**Jamaal Charles**, **Chris Johnson** and **Adrian Peterson**)
- Registered 115 yards and a career-high-tying 2 TDs in the win vs. NO (12/13/20) ... Rushed for a career-long 82-yard TD, marking the 4th-longest rushing play in team history (longest since **Brian Mitchell's** 85-yard TD on 10/1/00 vs. Atlanta)
- Posted the 2nd-highest single-game rushing total (118 yards) of his career vs. Bal. (10/18/20), including a 74-yard run ... Marked his second consecutive game with a 70+ yard run (also 74-yard rushing score on 10/11/20 at Pittsburgh)

2019 SEASON - EAGLES

- Named to the PFWA **All-Rookie** Team after leading his class with franchise rookie records in all-purpose yards (1,641) and scrimmage yards (1,327) ... Surpassed **LeSean McCoy** in 2009 (637) for the most rushing yards (818) in Eagles rookie history

First job: Sbarro pizzeria ... **Bucket list:** Skydiving ... **Surprisingly good at:** Drawing ... **Favorite meal:** Chicken alfredo ... **Favorite athletes growing up:** Barry Sanders, LeBron James and Kobe Bryant ... **Moment left starstruck:** Meeting Hines Ward



2020 GAME-BY-GAME STATISTICS (PHILADELPHIA)

Date	Opp			GP/S	RUSHING					RECEIVING					TYS	SNAPS			
					Att	Yds	Avg	Lg	TD	Rec	Yds	Avg	Lg	TD		No	Pct		
Sep 13	at Was			L	0/0	INACTIVE													
Sep 20	LAR			L	1/1	20	95	4.8	15	1	3	36	12.0	22	0	131	55	77%	
Sep 27	Cin			T	1/1	18	95	5.3	19	0	4	12	3.0	7	0	107	71	78%	
Oct 4	at SF			W	1/1	13	46	3.5	9	0	2	30	15.0	28	0	76	48	77%	
Oct 11	at Pit			L	1/1	11	80	7.3	74t	2	2	19	9.5	11	0	99	50	85%	
Oct 18	Bal			L	1/1	9	118	13.1	74	0	1	-6	-6.0	-6	0	112	29	40%	
Oct 22	NYG			W	0/0	INACTIVE													
Nov 1	Dal			W	0/0	INACTIVE													
Nov 15	at NYG			L	1/1	15	85	5.7	14	0	2	10	5.0	9	0	95	48	72%	
Nov 22	at Cle			L	1/1	16	66	4.1	11	0	3	15	5.0	9	0	81	41	60%	
Nov 30	Sea			L	1/1	6	15	2.5	8	0	2	7	3.5	5	0	22	43	61%	
Dec 6	at GB			L	1/1	10	31	3.1	8	0	0	0	---	--	0	31	35	56%	
Dec 13	NO			W	1/1	14	115	8.2	82t	2	4	21	5.3	9	0	136	56	81%	
Dec 20	at Ari			L	1/1	17	64	3.8	10	0	1	26	26.0	26	0	90	69	83%	
Dec 27	at Dal			L	1/0	15	57	3.8	7	1	4	27	6.8	9	0	84	57	78%	
Jan 3	Was			L	0/0	INACTIVE													
Totals					12/11	164	867	5.3	82t	6	28	197	7.0	28	0	1,064	602	53%	

100+ YARD RUSHING GAMES (3)

Date	Opponent	Yds
12/15/19	at Washington (W, 37-27)	122
10/18/20	vs. Baltimore Ravens (L, 28-30)	118
12/13/20	vs. New Orleans Saints (W, 24-21)	115



- ▶ Became the seventh rookie in NFL history to record 800+ rushing yards and 500+ receiving yards, joining **Saquon Barkley** (2018), **Edgerrin James** (1999), **Marshall Faulk** (1994), **Billy Sims** (1980), **Gale Sayers** (1965) and **Abner Haynes** (1960)
- ▶ Ranked 3rd among NFL RBs in scrimmage yards per touch (5.8), trailing only **Austin Ekeler** (6.9) and **Christian McCaffrey** (5.9) (min. 200 touches) ... Also tied Ekeler and McCaffrey for the 4th-most plays of 20+ yards (13) among NFL RBs, behind **Nick Chubb** (15), Barkley (14) and **Dalvin Cook** (14)
- ▶ Registered 150+ scrimmage yards in back-to-back games on 12/15/19 at Washington (172) and 12/22/19 vs. Dallas (156) ... His 172 scrimmage yards at Washington marked the highest single-game total of his career, which included a career-high 122 rushing yards along with 1 rushing TD and 1 receiving TD

COLLEGE HIGHLIGHTS

- ▶ In 38 career games at Penn State, registered 1,649 yards (25th in program history) and 12 TDs on 276 attempts (6.0 avg.) ... Also totaled 32 receptions for 192 yards and 1 TD
- ▶ Earned All-Big Ten honors as a junior in 2018 after ranking 2nd in the conference with a career-high 1,274 rushing yards, which were the 5th-most by a Penn State RB since 2000 ... Rushed for 9 TDs and caught 24 passes for 139 yards

BIRDSEED

- ▶ Attended Woodland Hills (PA) High School, where he was tabbed first-team PIAA Class AAA All-State in 2014 and 2015 ... Helped lead the school to 39 victories during his career, finishing with 4,573 (5th in WPIAL Class AAA history) and 59 TDs ... Also ran track, competing in the 100, 200 and 4x100 events
- ▶ Is the son of Marlene Sanders ... Has an older brother, Brian, and a younger brother, Kobe

TRANSACTIONS

- ▶ **2019** - Drafted by PHI in 2nd round (53rd overall)

2019 GAME-BY-GAME STATISTICS (PHILADELPHIA)

				RUSHING					RECEIVING					SNAPS		
Date	Opp		GP/S	Att	Yds	Avg	Lg	TD	Rec	Yds	Avg	Lg	TD	TYS	No	Pct
Sep 8	Was	W	1/0	11	25	2.3	19	0	1	2	2.0	2	0	27	36	49%
Sep 15	at Atl	L	1/1	10	28	2.8	5	0	3	9	3.0	7	0	37	35	43%
Sep 22	Det	L	1/1	13	53	4.1	14	0	2	73	36.5	40	0	126	26	34%
Sep 26	at GB	W	1/1	11	72	6.5	30	0	0	0	---	--	0	72	22	36%
Oct 6	NYJ	W	1/1	9	15	1.7	8	0	4	49	12.3	36	0	64	29	43%
Oct 13	at Min	L	1/0	3	6	2.0	3	0	3	86	28.7	45	1	92	19	29%
Oct 20	at Dal	L	1/0	6	21	3.5	7	0	3	11	3.7	5	0	32	33	54%
Oct 27	at Buf	W	1/0	3	74	24.7	65t	1	3	44	14.7	25	0	118	13	18%
Nov 3	Chi	W	1/0	10	42	4.2	11	0	3	31	10.3	19	0	73	36	41%
Nov 17	NE	L	1/1	11	38	3.5	7	0	2	9	4.5	5	0	47	64	85%
Nov 24	Sea	L	1/1	12	63	5.3	14	0	3	23	7.7	9	0	86	64	84%
Dec 1	at Mia	L	1/1	17	83	4.9	13	0	5	22	4.4	15t	1	105	62	87%
Dec 9	NYG	W	1/1	15	45	3.0	10	0	4	24	6.0	11	0	69	50	56%
Dec 15	at Was	W	1/1	19	122	6.4	56	1	6	50	8.3	18	1	172	55	71%
Dec 22	Dal	W	1/1	20	79	4.0	38	1	5	77	15.4	29	0	156	59	82%
Dec 29	at NYG	W	1/1	9	52	5.8	21	0	3	-1	-0.3	4	0	51	23	31%
Totals			16/11	179	818	4.6	65t	3	50	509	10.2	45	3	1,327	626	53%
PLAYOFFS																
Jan 5	Sea	L	1/1	14	69	4.9	18	0	3	8	2.7	7	0	77	49	71%
Totals			1/1	14	69	4.9	18	0	3	8	2.7	7	0	77	49	71%



BOSTON SCOTT

RUNNING BACK | 35



Height: 5-6 **Weight:** 203 **DOB:** April 27, 1995 (Age 26)

NFL Experience: 3rd Year (3rd with Eagles) **Draft:** D6b-18 (201st overall) by NO **Acquired:** PS-NO-18

College: Louisiana Tech **Hometown (HS):** Zachary, LA (Zachary)

CAREER STATISTICS

Year	Team	GP/S	RUSHING					RECEIVING					OFF SNAPS		
			Att	Yds	Avg	Lg	TD	Rec	Yds	Avg	Lg	TD	TYS	No	Pct
2018	Philadelphia	2/0	0	0	---	--	0	0	0	---	--	0	0	0	0%
2019	Philadelphia	11/2	61	245	4.0	25	5	24	204	8.5	39	0	449	187	16%
2020	Philadelphia	16/4	80	374	4.7	56t	1	25	212	8.5	18t	1	586	483	43%
Totals		29/6	141	619	4.4	56t	6	49	416	8.5	39	1	1,035	---	---

PLAYOFFS

2018	Philadelphia	2/0	0	0	---	--	0	0	0	---	--	0	0	3	3%
2019	Philadelphia	1/0	6	25	4.2	15	0	3	23	7.7	21	0	48	21	30%
Totals		3/0	6	25	4.2	15	0	3	23	7.7	21	0	48	---	---

ADDITIONAL STATISTICS

Fumbles/Lost: 6/1 - 2020 (2/0), 2019 (4/1) **Kickoff Returns:** 42-915 - 2020 (28-590), 2019 (10-229), 2018 (4-96) **Punt Returns:** 6-43 - 2019 (6-43)

Postseason Kickoff Returns: 4-78 - 2019 (1-24), 2018 (3-54)

CAREER HIGHS

Rush Attempts	19	12/29/19 at NYG
Rushing Yards	70	11/1/20 vs. Dal.
Rushing Long	56t	11/15/20 at NYG
Rushing TDs	3	12/29/19 at NYG
Receptions	7	12/15/19 at Was.
Receiving Yards	84	12/29/19 at NYG
Receiving Long	39	12/29/19 at NYG
Receiving TDs	1	10/22/20 vs. NYG
Scrimmage Yards	138	12/29/19 at NYG
Offensive TDs	3	12/29/19 at NYG

First job: Concessions ... **Bucket list:** Go to a Formula 1 race ... **Surprisingly good at:** "I play a lot of instruments." ... **If he could play another sport:** Soccer ... **Favorite music/artists:** "R&B, but my favorite artists are Chance the Rapper, Kendrick Lamar, J. Cole and Lil Wayne." ... **Favorite athlete growing up:** Barry Sanders ... **Favorite meal:** Shrimp fettuccine alfredo ... **Moment left starstruck:** "Seeing Keke Palmer in person."



CAREER HIGHLIGHTS

- ▶ Earned **NFC Offensive Player of the Week** honors after totaling career highs in scrimmage yards (138) and rushing TDs (team-record-tying 3) in the division-clinching win at NYG (12/29/19)

2020 SEASON - EAGLES

- ▶ Produced career highs in all-purpose yards (1,176), kickoff return yards (590), scrimmage yards (586), rushing yards (374) and receiving yards (212 – most among Eagles RBs)
- ▶ Posted a career-long 56-yard rushing TD at NYG (11/15/20)
- ▶ Rushed for a career-high 70 yards vs. Dal. (11/1/20)
- ▶ Caught the game-winning, 18-yard TD from **Carson Wentz** with 40 seconds remaining in the 22-21 win vs. NYG (10/22/20)

2019 SEASON - EAGLES

- ▶ Ranked 2nd on the team in rushing TDs (5), trailing only **Jordan Howard** (6) ... Also finished 3rd in all-purpose yards (721), behind **Miles Sanders** (1,641) and **Zach Ertz** (916)
- ▶ Earned **NFC Offensive Player of the Week** honors after totaling career highs in scrimmage yards (138) and rushing TDs (team-record-tying 3) in the division-clinching win at NYG (12/29/19)
- ▶ Became the seventh player in Eagles history to rush for 3 TDs in a single game, joining **LeSean McCoy** (2010, '11), **Charlie Garner** (1995), **Wilbert Montgomery** (1978, '79, '82), **Tom Sullivan** (1974), **Clarence Peaks** (1958) and **Steve Van Buren** (1945, '47, '48)

2018 SEASON - EAGLES

- ▶ Saw action primarily as a kick returner in both playoff games ... Totaled 54 yards on 3 kickoff returns (18.0 avg.)
- ▶ Made his NFL debut in the win vs. Hou. (12/23/18) ... Returned 4 kickoffs for 96 yards (24.0 avg.), including a 35-yard return

2020 GAME-BY-GAME STATISTICS (PHILADELPHIA)

Date	Opp			GP/S	RUSHING					RECEIVING					TYS	SNAPS		
					Att	Yds	Avg	Lg	TD	Rec	Yds	Avg	Lg	TD		No	Pct	
Sep 13	at Was			L	1/1	9	35	3.9	13	0	2	19	9.5	12	0	54	38	56%
Sep 20	LAR			L	1/0	4	19	4.8	9	0	3	24	8.0	12	0	43	13	18%
Sep 27	Cin			T	1/0	3	5	1.7	4	0	0	0	---	--	0	5	13	14%
Oct 4	at SF			W	1/0	2	1	0.5	1	0	0	0	---	--	0	1	9	15%
Oct 11	at Pit			L	1/0	1	3	3.0	3	0	0	0	---	--	0	3	7	12%
Oct 18	Bal			L	1/0	2	4	2.0	5	0	2	5	2.5	4	0	9	35	49%
Oct 22	NYG			W	1/1	12	46	3.8	12	0	3	46	15.3	18t	1	92	56	69%
Nov 1	Dal			W	1/1	15	70	4.7	19	0	2	9	4.5	6	0	79	41	65%
Nov 15	at NYG			L	1/0	3	63	21.0	56t	1	1	11	11.0	11	0	74	18	27%
Nov 22	at Cle			L	1/0	5	24	4.8	9	0	3	26	8.7	14	0	50	27	40%
Nov 30	Sea			L	1/0	2	7	3.5	5	0	5	40	8.0	17	0	47	26	37%
Dec 6	at GB			L	1/0	2	9	4.5	6	0	0	0	---	--	0	9	16	26%
Dec 13	NO			W	1/0	3	6	2.0	3	0	1	11	11.0	11	0	17	15	22%
Dec 20	at Ari			L	1/0	0	0	---	--	0	1	7	7.0	7	0	7	15	18%
Dec 27	at Dal			L	1/0	2	17	8.5	12	0	0	0	---	--	0	17	8	11%
Jan 3	Was			L	1/1	15	65	4.3	20	0	2	14	7.0	9	0	79	46	68%
Totals					16/4	80	374	4.7	56t	1	25	212	8.5	18t	1	586	483	43%



COLLEGE HIGHLIGHTS

- ▶ Played collegiately at Louisiana Tech ... Received All-Conference USA honors after rushing for 1,047 yards and 8 TDs and totaling 20 receptions for 181 yards and 1 TD as a senior in 2017
- ▶ Appeared in all 14 games during his junior campaign in 2016, recording 70 carries for 515 yards and 6 TDs while catching 11 passes for 125 yards ... Posted a career day in the win over Rice with career highs in rushing yards (137) and TDs (3)
- ▶ Rushed 34 times for 275 yards while returning 9 kickoffs for 251 yards as a sophomore in 2015 ... Originally joined the program as a walk-on during the 2013 season

BIRDSEED

- ▶ Was a three-sport athlete at Zachary (LA) High School, earning letters in football (three), soccer (four) and track (one) ... For his career, totaled more than 1,500 all-purpose yards and 1,000 rushing yards, while scoring 17 TDs and averaging 6.2 yards per carry ... Also won the state championship in powerlifting and was a member of the interact club, guitar club and band

TRANSACTIONS

- ▶ **4/1/21** - Signed by PHI to exclusive rights tender ... **10/11/19** - Signed by PHI to active roster ... **9/1/19** - Signed by PHI to practice squad ... **8/31/19** - Waived by PHI ... **12/11/18** - Signed by PHI to active roster from NO practice squad ... **9/7/18** - Signed by NO to practice squad ... **9/5/18** - Waived by NO ... **2018** - Drafted by NO in 6th round (201st overall)

2019 GAME-BY-GAME STATISTICS (PHILADELPHIA)

				RUSHING					RECEIVING					SNAPS			
Date	Opp		GP/S	Att	Yds	Avg	Lg	TD	Rec	Yds	Avg	Lg	TD	TYS	No	Pct	
Sep 8	Was	W	---	EAGLES PRACTICE SQUAD													
Sep 15	at Atl	L	---	EAGLES PRACTICE SQUAD													
Sep 22	Det	L	---	EAGLES PRACTICE SQUAD													
Sep 26	at GB	W	---	EAGLES PRACTICE SQUAD													
Oct 6	NYJ	W	---	EAGLES PRACTICE SQUAD													
Oct 13	at Min	L	1/0	4	30	7.5	15	0	0	0	---	--	0	30	4	6%	
Oct 20	at Dal	L	1/0	7	32	4.6	14	0	1	5	5.0	5	0	37	8	13%	
Oct 27	at Buf	W	1/0	5	6	1.2	5	1	0	0	---	--	0	6	9	12%	
Nov 3	Chi	W	1/0	0	0	---	--	0	0	0	---	--	0	0	0	0%	
Nov 17	NE	L	1/1	7	26	3.7	12	0	0	0	---	--	0	26	14	19%	
Nov 24	Sea	L	1/0	0	0	---	--	0	0	0	---	--	0	0	3	4%	
Dec 1	at Mia	L	1/0	0	0	---	--	0	0	0	---	--	0	0	0	0%	
Dec 9	NYG	W	1/1	10	59	5.9	25	1	6	69	11.5	17	0	128	39	44%	
Dec 15	at Was	W	1/0	6	26	4.3	6	0	7	39	5.6	12	0	65	35	46%	
Dec 22	Dal	W	1/0	3	12	4.0	5	0	6	7	1.2	7	0	19	20	28%	
Dec 29	at NYG	W	1/0	19	54	2.8	15	3	4	84	21.0	39	0	138	55	74%	
Totals			11/2	61	245	4.0	25	5	24	204	8.5	39	0	449	187	16%	

PLAYOFFS


Jan 5	Sea	L	1/0	6	25	4.2	15	0	3	23	7.7	21	0	48	21	30%
Totals			1/0	6	25	4.2	15	0	3	23	7.7	21	0	48	21	30%

2018 GAME-BY-GAME STATISTICS (NEW ORLEANS & PHILADELPHIA)

				RUSHING					RECEIVING					SNAPS			
Date	Opp		GP/S	Att	Yds	Avg	Lg	TD	Rec	Yds	Avg	Lg	TD	TYS	No	Pct	
Sep 9	TB	L	---	SAINTS PRACTICE SQUAD													
Sep 16	Cle	W	---	SAINTS PRACTICE SQUAD													
Sep 23	at Atl	W	---	SAINTS PRACTICE SQUAD													
Sep 30	at NYG	W	---	SAINTS PRACTICE SQUAD													
Oct 8	Was	W	---	SAINTS PRACTICE SQUAD													
Oct 21	at Bal	W	---	SAINTS PRACTICE SQUAD													
Oct 28	at Min	W	---	SAINTS PRACTICE SQUAD													
Nov 4	LAR	W	---	SAINTS PRACTICE SQUAD													
Nov 11	at Cin	W	---	SAINTS PRACTICE SQUAD													
Nov 18	Phi	W	---	SAINTS PRACTICE SQUAD													
Nov 22	Atl	W	---	SAINTS PRACTICE SQUAD													
Nov 29	at Dal	L	---	SAINTS PRACTICE SQUAD													
Dec 9	at TB	W	---	SAINTS PRACTICE SQUAD													
SIGNED BY EAGLES TO ACTIVE ROSTER FROM SAINTS PRACTICE SQUAD (12/11/18)																	
Dec 16	at LAR	W	0/0	INACTIVE													
Dec 23	Hou	W	1/0	0	0	0.0	--	0	0	0	0.0	--	0	0	0	0%	
Dec 30	at Was	W	1/0	0	0	0.0	--	0	0	0	0.0	--	0	0	0	0%	
Totals			2/0	0	0	0.0	--	0	0	0	0.0	--	0	0	---	---	

PLAYOFFS

Jan 6	at Chi	W	1/0	0	0	0.0	--	0	0	0	0.0	--	0	0	1	1%
Jan 13	at NO	L	1/0	0	0	0.0	--	0	0	0	0.0	--	0	0	2	4%
Totals			2/0	0	0	0.0	--	0	0	0	0.0	--	0	0	3	3%



JOSIAH SCOTT

CORNERBACK | 46



Height: 5-9 Weight: 185 DOB: April 5, 1999 (Age 22)

NFL Experience: 2nd Year (1st with Eagles) Draft: D4-20 (137th overall) by JAX Acquired: T-Jax-21

College: Michigan State Hometown (HS): Hamilton, OH (Fairfield)

CAREER STATISTICS

Year	Team	GP/S	TACKLES					PASS DEFENSE					FUMBLES			DEF SNAPS		
			Total	Solo	Asst	TFL	Sacks	Int	Yds	Lg	TD	PD	FF	FR	Yds	No	Pct	
2020	Jacksonville	6/0	11	10	1	1	0.0	0	0	--	0	0	0	0	0	0	80	7%
Totals		6/0	11	10	1	1	0.0	0	0	--	0	0	0	0	0	---	---	

CAREER HIGHS

Tackles	4	11/29/20 vs. Cle.
Sacks	--	---
INTs	--	---
PDs	--	---
FFs	--	---
FRs	--	---

2020 GAME-BY-GAME STATISTICS (JAX)

Date	Opp	GP/S	Tot	Solo	Sk	Int	PD	FF	FR	Snaps	Pct	
Sep 13	Ind	W	0/0	DID NOT PLAY								
Sep 20	at Ten	L	0/0	INACTIVE								
Sep 24	Mia	L	0/0	INACTIVE								
Oct 4	at Cin	L	0/0	INACTIVE								
Oct 11	at Hou	L	0/0	DID NOT PLAY								
Oct 18	Det	L	0/0	DID NOT PLAY								
Oct 25	at LAC	L	1/0	1	1	0.0	0	0	0	0	2	2%
Nov 8	Hou	L	0/0	INACTIVE								
Nov 15	at GB	L	0/0	DID NOT PLAY								
Nov 22	Pit	L	1/0	1	1	0.0	0	0	0	0	4	5%
Nov 29	Cle	L	1/0	4	4	0.0	0	0	0	0	24	36%
Dec 6	at Min	L	1/0	3	2	0.0	0	0	0	0	28	31%
Dec 13	Ten	L	1/0	1	1	0.0	0	0	0	0	5	8%
Dec 20	at Bal	L	0/0	DID NOT PLAY								
Dec 27	Chi	L	0/0	DID NOT PLAY								
Jan 3	at Ind	L	1/0	1	1	0.0	0	0	0	0	17	25%
Totals		6/0	11	10	0.0	0	0	0	0	0	80	7%

2020 SEASON - JAGUARS

- ▶ Saw action in six games as a rookie ... Made 11 tackles (10 solo) with 1 TFL over 80 defensive snaps (7%)

COLLEGE HIGHLIGHTS

- ▶ A three-year letterwinner at Michigan State who played in 30 career games and recorded 98 tackles, 32 PDs, 2 FFs and 1 FR ... Closed his career ranked T-12th in Spartans history in PDs
- ▶ Started all 13 games and earned All-Big Ten honors as a junior in 2019 ... Tied for 2nd in the Big Ten with a team- and career-high 3 INTs and led Michigan State with 11 PDs

BIRDSEED

- ▶ Prepped at Fairfield (OH) High School ... Recorded 48 tackles, 10 PDs, 5 INTs, 4 TFLs, 3 blocked punts, 2 TDs, 2 FRs and 1 FF as a senior ... Named to the 2016 Division I All-Ohio Team
- ▶ Is the son of Oliver and Danielle Scott ... One of four family members to play college football ... His brothers, Isaiah and Joshua, helped Mount Union win a Division III National Championship in 2012 ... His brother, Elijah, was a LB on the 2017 Division III National Championship team at Mount Union

TRANSACTIONS

- ▶ **5/18/21** - Acquired by PHI from JAX in exchange for CB Jameson Houston and a 2023 6th-round draft choice ... **7/30/20** - Activated from Reserve/COVID-19 ... **7/27/20** - Placed on Reserve/COVID-19 ... **2020** - Drafted by JAX in 4th round (137th overall)





ISAAC SEUMALO

GUARD | 56

(pronounced say-uh-MAH-low)



Height: 6-4 Weight: 303 DOB: Oct. 29, 1993 (Age 27)

NFL Experience: 6th Year (6th with Eagles) Draft: D3-16 (79th overall) by PHI

College: Oregon State Hometown (HS): Corvallis, OR (Corvallis)

Super Bowl Champion: 2017 (LII)

CAREER STATISTICS

Year	Team	GP/S	STARTS			OFF SNAPS	
			LG	RG	RT	No	Pct
2016	Philadelphia	9/4	1	2	1	335	30%
2017	Philadelphia	14/2	2	0	0	284	25%
2018	Philadelphia	13/9	9	0	0	548	50%
2019	Philadelphia	16/16	16	0	0	1,181	99%
2020	Philadelphia	9/9	9	0	0	587	52%
Totals		61/40	37	2	1	---	---

PLAYOFFS							
Year	Team	GP/S	LG	RG	RT	No	Pct
2017	Philadelphia	3/0	0	0	0	23	11%
2018	Philadelphia	2/2	2	0	0	119	100%
2019	Philadelphia	1/1	1	0	0	69	100%
Totals		6/3	3	0	0	---	---

First job: Delivering newspapers in his neighborhood (woke up at 3 a.m. to start his route) ... **If he could play another sport:** Ping pong ... **Favorite sports moment:** Hawaii's 2008 Sugar Bowl season ... **Favorite meal:** Hawaiian food ... **Favorite TV show:** *It's Always Sunny in Philadelphia*



CAREER HIGHLIGHTS

- ▶ Started all 16 games at LG for the first time in his career in 2019 ... Appeared in 1,181 offensive snaps (99%) ... Paved the way for an offense that ranked 3rd in red zone TD efficiency (66.7%) and 4th in third-down conversion rate (45.4%)
- ▶ Played in 14 games, including two starts at LG, during Philadelphia's **Super Bowl LII**-winning season in 2017 ... Blocked for one of the most dominant OL units in the league ... Helped the Eagles lead the NFL in red zone offense (65.%) and rank 3rd in rushing offense (132.2 ypg) and offensive points per game (26.3)
- ▶ Proved to be a key reserve OL as a rookie in 2016 ... Saw action in nine games and started four contests at three different positions (one at LG, two at RG and one at RT) ... Appeared at RG in his NFL starting debut vs. GB (11/28/16)

COLLEGE HIGHLIGHTS

- ▶ Made 37 career starts at Oregon State, opening contests at four different positions on the OL (LT, C, RG and RT)
- ▶ In 2015, started all 12 games for the Beavers (three at LT, nine at RG) ... Named to the Outland Trophy and Rotary Lombardi Award watch lists and finished the season with All-Pac-12 Honorable Mention and Pac-12 All-Academic First-Team honors
- ▶ Started 10 games at C and two games at RT in 2013, earning All-Pac-12 All-Conference Second Team honors ... Also selected to the Capital One Academic All-District Team as well as the Pac-12 All-Academic First Team
- ▶ During the 2012 season, became the first freshman starting C for Oregon State since **Roger Levasa** in 1978 ... Earned All-Pac-12 honorable mention and was named Freshman All-America by *Phil Steele* and *CBSSports.com*

BIRDSEED

- ▶ Prepped at Corvallis (OR) High School, where he was named 5A First-Team All-State as an OL and DL following his junior and senior seasons ... Also an Under Armour and ESPN All-American
- ▶ Is the son of Joe and Karen Seumalo and has three brothers (Andrew, Levi and Noah) and one sister (Jessi)

TRANSACTIONS

- ▶ **11/20/20** - Activated from Reserve/Injured ... **9/22/20** - Placed on Reserve/Injured ... **3/4/19** - Agreed to terms with PHI on 3-year contract ... **2016** - Drafted by PHI in 3rd round (79th overall)



KEVON SEYMOUR

CORNERBACK | 41

(pronounced KEE-von)



Height: 6-0 **Weight:** 185 **DOB:** Nov. 30, 1993 (Age 27)

NFL Experience: 4th Year (1st with Eagles) **Draft:** D6-16 (218th overall) by BUF **Acquired:** FA-20

College: USC **Hometown (HS):** Pasadena, CA (John Muir)

CAREER STATISTICS

Year	Team	GP/S	TACKLES					PASS DEFENSE					FUMBLES			DEF SNAPS	
			Total	Solo	Asst	TFL	Sacks	Int	Yds	Lg	TD	PD	FF	FR	Yds	No	Pct
2016	Buffalo	15/3	14	12	2	0	0.0	0	0	--	0	3	0	0	0	284	27%
2017	Carolina	16/2	19	16	3	0	0.0	0	0	--	0	4	0	0	0	318	32%
2018	Carolina	0/0	RESERVE/INJURED (9/1/18)														
2020	Philadelphia	2/0	7	5	2	0	0.0	0	0	--	0	0	0	0	0	82	7%
Totals		33/5	40	33	7	0	0.0	0	0	--	0	7	0	0	0	---	---

ADDITIONAL STATISTICS

Special Teams Tackles: 13 - 2020 (1), 2017 (4), 2016 (8)

CAREER HIGHS

Tackles	5	12/13/20 vs. NO
Sacks	--	---
INTs	--	---
PDs	1	7x, last: 12/17/17 vs. GB
FFs	--	---
FRs	--	---

Hobbies: "If I'm not with my family, I'm usually messing around with my Charger Hellcat." ... **First jobs:** Summer camp counselor and church volunteer with his now-wife (high school sweethearts) ... **Surprisingly good at:** Baseball. "I threw perfect games and no-hitters as a kid and was hitting balls over the stadium fence at LeSean McCoy's charity softball game in Buffalo." ... **Family traditions:** Used to go on road trips to Oakland every year to visit his great-great-grandmother, who lived to be 105 years old ... **If he could witness any moment in history:** Kobe Bryant's 81-point game ... **Favorite show:** *The Hundred*. "I love sci-fi and action." ... **Favorite movie:** *The Wood* ... **Favorite meal:** Thanksgiving food. "I would ask my mom to cook Thanksgiving food and she already knew what I was talking about."



2020 SEASON - EAGLES

- ▶ Produced 7 tackles (5 solo) in 82 defensive snaps (7%) over two contests with Philadelphia ... Also had 1 special teams tackle
- ▶ Logged a career-high 5 tackles (4 solo) vs. NO (12/13/20)

2017 SEASON - PANTHERS

- ▶ Saw action in a career-high 318 defensive snaps (32%) over 16 games with the Panthers ... Posted 19 tackles (16 solo) with a career-high 4 PDs ... Added 4 special teams tackles

2016 SEASON - BILLS

- ▶ Tallied 14 tackles (12 solo) and 3 PDs during his rookie season ... Also registered 8 special teams tackles

COLLEGE HIGHLIGHTS

- ▶ Recorded 127 tackles, 5 TFLs, 3 INTs, 1.0 sack and 1 FR during his collegiate career at USC ... Returned 7 kickoffs as a sophomore, averaging 13.1 yards per return

BIRDSEED

- ▶ Multiple surgeries kept him off the field and out of the NFL from 2018-19 ... While rehabbing injuries, offered to work at Wheel & Tire Exchange, an auto customizing shop in Charlotte, NC, where he served as a salesman for about a year to provide for his wife and three children ... During that time, bought a gym membership to continue training toward keeping his career alive

TRANSACTIONS

- ▶ **1/8/21** - Signed by PHI to reserve/future contract ... **12/26/20** - Placed on Reserve/Injured ... **12/12/20** - Signed by PHI to active roster from practice squad ... **12/2/20** - Signed by PHI to practice squad ... **9/1/19** - Waived by CAR ... **9/1/18** - Placed on Reserve/Injured ... **9/3/17** - Acquired by CAR from BUF in exchange for 7th-round draft choice and WR **Kaelin Clay** ... **2016** - Drafted by BUF in 6th round (218th overall)

2020 GAME-BY-GAME STATISTICS (PHI)

Date	Opp	GP/S	Tot	Solo	Sk	Int	PD	FF	FR	Snaps	Pct		
NOT ON NFL ROSTER													
NOT ON NFL ROSTER													
NOT ON NFL ROSTER													
NOT ON NFL ROSTER													
NOT ON NFL ROSTER													
NOT ON NFL ROSTER													
NOT ON NFL ROSTER													
NOT ON NFL ROSTER													
NOT ON NFL ROSTER													
NOT ON NFL ROSTER													
NOT ON NFL ROSTER													
NOT ON NFL ROSTER													
Dec 6	at GB	L	---	EAGLES PRACTICE SQUAD									
Dec 13	NO	W	1/0	5	4	0.0	0	0	0	0	35	55%	
Dec 20	at Ari	L	1/0	2	1	0.0	0	0	0	0	47	69%	
Dec 27	at Dal	L	0/0	RESERVE/INJURED									
Jan 3	Was	L	0/0	RESERVE/INJURED									
Totals			2/0	7	5	0.0	0	0	0	0	82	7%	

2017 GAME-BY-GAME STATISTICS (CAR)

Date	Opp	GP/S	Tot	Solo	Sk	Int	PD	FF	FR	Snaps	Pct	
Sep 10	at SF	W	1/0	0	0	0.0	0	0	0			
Sep 17	Buf	W	1/0	0	0	0.0	0	0	0			
Sep 24	NO	L	1/0	0	0	0.0	0	0	0			
Oct 1	at NE	W	1/1	1	1	0.0	0	0	0			
Oct 8	at Det	W	1/0	1	1	0.0	0	0	0			
Oct 12	Phi	L	1/0	2	2	0.0	0	0	0			
Oct 22	at Chi	L	1/0	1	1	0.0	0	0	0			
Oct 29	at TB	W	1/0	3	3	0.0	0	1	0			
Nov 5	Atl	W	1/0	4	3	0.0	0	1	0			
Nov 13	Mia	W	1/0	1	1	0.0	0	1	0			
Nov 26	at NYJ	W	1/0	0	0	0.0	0	0	0			
Dec 3	at NO	L	1/1	2	2	0.0	0	0	0			
Dec 10	Min	W	1/0	1	0	0.0	0	0	0			
Dec 17	GB	W	1/0	2	1	0.0	0	1	0			
Dec 24	TB	W	1/0	1	1	0.0	0	0	0			
Dec 31	at Atl	L	1/0	0	0	0.0	0	0	0			
Totals			16/2	19	16	0.0	0	4	0	0	318	32%

2016 GAME-BY-GAME STATISTICS (BUF)

Date	Opp	GP/S	Tot	Solo	Sk	Int	PD	FF	FR	Snaps	Pct		
Sep 11	at Bal	L	0/0	INACTIVE									
Sep 15	NYJ	L	1/0	1	1	0.0	0	0	0				
Sep 25	Ari	W	1/0	2	2	0.0	0	0	0				
Oct 2	at NE	W	1/0	1	1	0.0	0	0	0				
Oct 9	at LAR	W	1/0	0	0	0.0	0	0	0				
Oct 16	SF	W	1/0	0	0	0.0	0	0	0				
Oct 23	at Mia	L	1/0	0	0	0.0	0	0	0				
Oct 30	NE	L	1/0	0	0	0.0	0	0	0				
Nov 7	at Sea	L	1/1	1	1	0.0	0	0	0				
Nov 20	at Cin	W	1/0	2	2	0.0	0	1	0				
Nov 27	Jax	W	1/0	0	0	0.0	0	1	0				
Dec 4	at Oak	L	1/1	3	2	0.0	0	0	0				
Dec 11	Pit	L	1/0	0	0	0.0	0	0	0				
Dec 18	Cle	W	1/0	0	0	0.0	0	1	0				
Dec 24	Mia	L	1/0	2	2	0.0	0	0	0				
Jan 1	at NYJ	L	1/1	2	1	0.0	0	0	0				
Totals			15/3	14	12	0.0	0	3	0	0	284	27%	





ALEX SINGLETON

LINEBACKER | 49



Height: 6-2 **Weight:** 240 **DOB:** Dec. 7, 1993 (Age 27)
NFL Experience: 3rd Year (3rd with Eagles) **Draft:** UDFA-15 by SEA **Acquired:** FA-19
College: Montana State **Hometown (HS):** Thousand Oaks, CA (Thousand Oaks)

CAREER STATISTICS

Year	Team	GP/S	TACKLES					PASS DEFENSE					FUMBLES			DEF SNAPS		
			Total	Solo	Asst	TFL	Sacks	Int	Yds	Lg	TD	PD	FF	FR	Yds	No	Pct	
2019	Philadelphia	10/0	0	0	0	0	0.0	0	0	--	0	0	0	0	0	0	0	0%
2020	Philadelphia	16/11	119	87	32	5	2.0	1	30	30t	1	1	0	2	0	748	68%	
Totals		26/11	119	87	32	5	2.0	1	30	30t	1	1	0	2	0	---	---	

PLAYOFFS

2019	Philadelphia	1/0	0	0	0	0	0.0	0	0	--	0	0	0	0	0	0	0%
Totals		1/0	0	0	0	0	0.0	0	0	--	0	0	0	0	0	---	---

ADDITIONAL STATISTICS

Special Teams Tackles: 17 - 2020 (9), 2019 (8)

CAREER HIGHS

Tackles	14	1/3/21 vs. Was.
Sacks	1.0	2x, last: 1/3/21 vs. Was.
INTs	1	10/4/20 at SF
PDs	1	10/4/20 at SF
FFs	--	---
FRs	1	2x, last: 12/20/20 at Ari.

Bucket list: Travel to Europe ... **Surprisingly good at:** Snowboarding ... **Prized possession:** Grey Cup ring from when he won the CFL championship with the Calgary Stampeders in 2018 ... **If he could play another sport:** Golf ... **Pregame ritual:** Listens to "Bungle in the Jungle" by Jethro Tull before he goes out to the field ... **If he could choose any karaoke song:** "Live Like You Were Dying" by Tim McGraw ... **Favorite TV show:** *New Girl* ... **Favorite movie:** *Forrest Gump* ... **Favorite music:** Country, Old Dominion ... **Favorite meal:** Tacconelli's Pizza



2020 SEASON - EAGLES

- ▶ Recorded a team-high 119 tackles (87 solo), which are the most by an Eagles LB since **DeMeco Ryans** in 2013 (177) ... Added 5 TFLs, 2.0 sacks, 2 FRs and 1 INT-TD in his breakout season ... Also led the team with 296 special teams snaps (70%) and produced a career-high 9 special teams tackles
- ▶ Averaged 10.3 tackles per game over 11 starts (Weeks 6-17) ... Totaled at least 11 tackles in each of the last five games of the season, including a career-high 14 tackles vs. Was. (1/3/21)
- ▶ Intercepted 49ers QB **Nick Mullens** and returned it 30 yards for a TD in the fourth quarter of the 25-20 win at SF (10/4/20) on *Sunday Night Football* ... The INT-TD marked his first career pick and gave the Eagles a two-possession lead in the final frame

2019 SEASON - EAGLES

- ▶ Appeared in 198 special teams snaps (44%) and tied for the 4th-most special teams tackles (8) on the Eagles' roster ... Led Philadelphia with 0.8 special teams tackles per game

CFL HIGHLIGHTS

- ▶ Played three seasons (2016-18) with the CFL's Calgary Stampeders and amassed 311 tackles, 6 FFs, 4.0 sacks and 1 INT in 54 career games ... Also logged 17 special teams tackles ... Selected by Calgary with the 6th-overall pick of the 2016 CFL Draft

COLLEGE HIGHLIGHTS

- ▶ A three-year starter at LB for Montana State ... Finished his collegiate career with 246 tackles, including 31.5 TFLs, and 4 INTs
- ▶ Entered the 2014 season on the CFP National Watch List as one of the top players in the FCS at his position

BIRDSEED

- ▶ Inspired by his older sister, Ashley, who has Down syndrome and is a Special Olympics athlete ... During the 2020 season, started the "Tackling Inclusion" initiative, where individuals would pledge money for every tackle he made to go toward Special Olympics Pennsylvania programs ... Originally began the year as a backup LB, but surpassed his goal of \$2,000 when he assumed a starting role midseason, eventually raising \$11,432 for the cause

2020 GAME-BY-GAME STATISTICS (PHI)

Date	Opp	GP/S	Tot	Solo	Sk	Int	PD	FF	FR	Snaps	Pct
Sep 13	at Was	L	1/0	0	0	0.0	0	0	0	10	14%
Sep 20	LAR	L	1/0	0	0	0.0	0	0	0	0	0%
Sep 27	Cin	T	1/0	1	0	0.0	0	0	0	1	1%
Oct 4	at SF	W	1/0	2	2	0.0	1	1	0	15	21%
Oct 11	at Pit	L	1/0	3	2	0.0	0	0	0	28	37%
Oct 18	Bal	L	1/1	12	5	0.0	0	0	0	65	89%
Oct 22	NYG	W	1/1	5	4	0.0	0	0	0	40	67%
Nov 1	Dal	W	1/1	8	4	0.0	0	0	0	62	78%
Nov 15	at NYG	L	1/1	12	9	0.0	0	0	0	71	100%
Nov 22	at Cle	L	1/1	9	8	1.0	0	0	0	67	100%
Nov 30	Sea	L	1/1	7	5	0.0	0	0	0	67	100%
Dec 6	at GB	L	1/1	12	8	0.0	0	0	0	61	100%
Dec 13	NO	W	1/1	12	12	0.0	0	0	0	63	100%
Dec 20	at Ari	L	1/1	11	8	0.0	0	0	1	66	97%
Dec 27	at Dal	L	1/1	11	9	0.0	0	0	0	70	100%
Jan 3	Was	L	1/1	14	11	1.0	0	0	0	62	99%
Totals			16/11	119	87	2.0	1	1	0	748	68%

2019 GAME-BY-GAME STATISTICS (PHI)

Date	Opp	GP/S	Tot	Solo	Sk	Int	PD	FF	FR	Snaps	Pct		
Sep 8	Was	W	---	EAGLES PRACTICE SQUAD									
Sep 15	at Atl	L	---	EAGLES PRACTICE SQUAD									
Sep 22	Det	L	---	EAGLES PRACTICE SQUAD									
Sep 26	at GB	W	---	EAGLES PRACTICE SQUAD									
Oct 6	NYJ	W	---	EAGLES PRACTICE SQUAD									
Oct 13	at Min	L	---	EAGLES PRACTICE SQUAD									
Oct 20	at Dal	L	1/0	0	0	0.0	0	0	0	0	0%		
Oct 27	at Buf	W	1/0	0	0	0.0	0	0	0	0	0%		
Nov 3	Chi	W	1/0	0	0	0.0	0	0	0	0	0%		
Nov 17	NE	L	1/0	0	0	0.0	0	0	0	0	0%		
Nov 24	Sea	L	1/0	0	0	0.0	0	0	0	0	0%		
Dec 1	at Mia	L	1/0	0	0	0.0	0	0	0	0	0%		
Dec 9	NYG	W	1/0	0	0	0.0	0	0	0	0	0%		
Dec 15	at Was	W	1/0	0	0	0.0	0	0	0	0	0%		
Dec 22	Dal	W	1/0	0	0	0.0	0	0	0	0	0%		
Dec 29	at NYG	W	1/0	0	0	0.0	0	0	0	0	0%		
Totals			10/0	0	0	0.0	0	0	0	0	0%		

PLAYOFFS

Jan 5	Sea	L	1/0	0	0	0.0	0	0	0	0	0%
Totals			1/0	0	0	0.0	0	0	0	0	0%

- ▶ Attended Thousand Oaks (CA) High School, where he received all-conference and all-county honors ... Named to the All-CIF Northern Division team and earned defensive MVP honors
- ▶ Is the son of Steve and Kim Singleton and has three siblings

TRANSACTIONS

- ▶ **3/25/21** - Signed by PHI to exclusive rights tender ... **10/16/19** - Signed by PHI to active roster from practice squad ... **9/1/19** - Signed by PHI to practice squad ... **8/31/19** - Waived by PHI ... **1/8/19** - Signed by PHI to reserve/future contract ... **4/13/16** - Waived by MIN ... **1/11/16** - Signed by MIN to reserve/future contract ... **12/22/15** - Signed by MIN to practice squad ... **12/15/15** - Released by SEA from practice squad ... **11/26/15** - Signed by SEA to practice squad ... **9/16/15** - Released by NE from practice squad ... **9/9/15** - Signed by NE to practice squad ... **9/5/15** - Waived by SEA ... **8/14/15** - Signed by SEA ... **8/5/15** - Waived by SEA ... **2015** - Signed by SEA as UDFA





ARRYN SIPOSS

PUNTER | 8

(pronounced air-ren SIPP-oss)



Height: 6-2 **Weight:** 212 **DOB:** Nov. 25, 1992 (Age 28)

NFL Experience: 1st Year (1st with Eagles) **Draft:** UDFA-20 by DET **Acquired:** FA-21

College: Auburn **Hometown (HS):** Melbourne, Australia (Hallam Senior College)

COLLEGE HIGHLIGHTS

- ▶ Played in 26 career games at Auburn (2018-19), registering 117 punts for 5,150 yards (44.0 avg.), including 21 punts of 50+ yards (career-long 60 yards) as well as 33 punts inside the 20

BIRDSEED

- ▶ Formerly a professional Australian rules football player ... Originally selected by the St. Kilda Football Club of the Australian Football League with the 75th-overall pick in 2020 ... Trained with ProKick Australia before transitioning to American football

TRANSACTIONS

- ▶ **1/13/21** - Signed by PHI to reserve/future contract ... **12/19/20** - Signed by DET to practice squad ... **12/16/20** - Released by DET from practice squad ... **10/24/20** - Signed by DET to practice squad ... **10/21/20** - Released by DET from practice squad ... **9/6/20** - Signed by DET to practice squad ... **9/5/20** - Waived by DET ... **8/9/20** - Activated from Reserve/COVID-19 ... **7/29/20** - Placed on Reserve/COVID-19 ... **2020** - Signed by DET as UDFA

Nickname: Sip ... **Hobbies:** Golf and cooking ... **First job:** Dish-washer at Krispy Kreme ... **Surprisingly good at:** Singing ... **Desired talent:** Play guitar ... **If he could be any superhero:** "Batman, Christian Bale style. The guy is a beast." ... **If he owned a business:** Australian-style café/coffee shop (he thinks we need better coffee in the United States) ... **If he could choose any karaoke song:** "Love Yourself" - Justin Bieber ... **Favorite TV shows:** *Game of Thrones* and *Ozark* ... **Favorite movies:** *The Dark Knight* ... **Favorite music artist:** Ed Sheeran ... **Favorite meal:** Pot and parma (Australian slang for a beer and chicken parmigiana) ... **Favorite athlete growing up:** Australian Rules Footballer Jason Cripps ... **Favorite sports moment:** Watching Australian Cathy Freeman win gold at the 2000 Sydney Olympics in the 400m





DARIUS SLAY

CORNERBACK | 2



Height: 6-0 **Weight:** 190 **DOB:** Jan. 1, 1991 (Age 30)

NFL Experience: 9th Year (2nd with Eagles) **Draft:** D2-13 (36th overall) by DET **Acquired:** T-Det-20

College: Mississippi State **Hometown (HS):** Brunswick, GA (Brunswick)

All-Pro: 2017 Pro Bowl: 2018, 2019, 2020

CAREER STATISTICS

Year	Team	GP/S	TACKLES					PASS DEFENSE					FUMBLES			DEF SNAPS	
			Total	Solo	Asst	TFL	Sacks	Int	Yds	Lg	TD	PD	FF	FR	Yds	No	Pct
2013	Detroit	13/4	31	25	6	0	0.0	0	0	--	0	5	0	0	0	338	33%
2014	Detroit	16/16	60	47	13	1	0.0	2	42	40	0	17	0	0	0	1,012	97%
2015	Detroit	16/16	58	47	11	1	0.0	2	0	0	0	13	0	0	0	994	95%
2016	Detroit	13/13	44	43	1	1	1.0	2	24	13	0	13	1	0	0	731	71%
2017	Detroit	16/16	60	54	6	1	0.0	8	73	37	0	26	0	1	0	1,064	98%
2018	Detroit	15/15	43	40	3	1	0.0	3	107	67t	1	17	0	0	0	875	89%
2019	Detroit	14/14	46	36	10	0	0.0	2	19	19	0	13	0	1	38	858	75%
2020	Philadelphia	15/15	77	66	11	1	0.0	1	25	25	0	10	0	0	0	884	80%
Totals		118/109	419	358	61	7	1.0	20	290	67t	1	114	1	2	38	---	---

PLAYOFFS

2014	Detroit	1/1	0	0	0	0	0.0	0	0	--	0	1	0	0	0	61	98%
2016	Detroit	1/1	2	1	1	0	0.0	0	0	--	0	0	0	0	0	70	96%
Totals		2/2	2	1	1	0	0.0	0	0	--	0	1	0	0	0	---	---

ADDITIONAL STATISTICS

Special Teams Tackles: 5 - 2015 (1), 2014 (1), 2013 (3)

CAREER HIGHS

Tackles	9	2x, last: 11/30/20 vs. Sea.
Sacks	1.0	10/2/16 at Chi.
INTs	2	2x, last: 12/16/17 vs. Chi.
PDs	4	10/18/15 vs. Chi.
FFs	1	10/9/16 vs. Phi.
FRs	1	2x, last: 9/22/19 at Phi.

CAREER HIGHLIGHTS

- ▶ A three-time **Pro Bowl** selection (2018, '19, '20) ... Also selected first-team **All-Pro** by the *Associated Press* in 2017, when he tied with **Kevin Byard** for the most INTs (career-high 8) in the NFL

2020 SEASON - EAGLES

- ▶ Led the Eagles' defense with 10 PDs and produced a career-high 77 tackles (66 solo) ... Also recorded 1 INT when he picked off Cowboys QB **Andy Dalton** at Dal. (12/27/20)

2019 SEASON - LIONS

- ▶ Posted a team-high-tying 13 PDs (**Justin Coleman**) and 2 INTs (**Amani Oruwariye**) ... Added 46 tackles (36 solo) and 1 FR
- ▶ Recovered a fumble by Eagles WR **Nelson Agholor** and returned it 38 yards to the PHI 22 in the second quarter of the 27-24 win at Phi. (9/22/19) ... The takeaway set up a 33-yard FG by Lions K **Matt Prater** that gave Detroit a 20-10 advantage

2018 SEASON - LIONS

- ▶ Ranked 4th in the NFL with a team-leading 17 PDs, trailing only **Kyle Fuller** (21), **Stephon Gilmore** (20) and **Kareem Jackson** (18) ... Tied with **Quandre Diggs** for the most INTs (3) on the Lions defense, which included his first career TD
- ▶ Named **NFC Defensive Player of the Week** after recording a 67-yard INT-TD against Cardinals QB **Josh Rosen** in the 17-3 victory at Ari. (12/9/18) ... Became the first Lions defender in team history to collect three Player of the Week accolades



2020 GAME-BY-GAME STATISTICS (PHI)												
Date	Opp		GP/S	Tot	Solo	Sk	Int	PD	FF	FR	Snaps	Pct
Sep 13	at Was	L	1/1	4	3	0.0	0	1	0	0	64	91%
Sep 20	LAR	L	1/1	7	6	0.0	0	0	0	0	67	97%
Sep 27	Cin	T	1/1	6	6	0.0	0	2	0	0	66	92%
Oct 4	at SF	W	1/1	6	5	0.0	0	2	0	0	73	100%
Oct 11	at Pit	L	1/1	9	8	0.0	0	2	0	0	60	80%
Oct 18	Bal	L	1/1	8	6	0.0	0	0	0	0	73	100%
Oct 22	NYG	W	1/1	4	3	0.0	0	0	0	0	59	98%
Nov 1	Dal	W	1/1	3	2	0.0	0	0	0	0	28	35%
Nov 15	at NYG	L	1/1	5	4	0.0	0	1	0	0	69	97%
Nov 22	at Cle	L	1/1	1	1	0.0	0	1	0	0	51	76%
Nov 30	Sea	L	1/1	9	9	0.0	0	0	0	0	67	100%
Dec 6	at GB	L	1/1	2	2	0.0	0	0	0	0	40	66%
Dec 13	NO	W	1/1	7	6	0.0	0	0	0	0	35	55%
Dec 20	at Ari	L	0/0	INACTIVE								
Dec 27	at Dal	L	1/1	3	3	0.0	1	1	0	0	69	99%
Jan 3	Was	L	1/1	3	2	0.0	0	0	0	0	63	100%
Totals			15/15	77	66	0.0	1	10	0	0	884	80%

2019 GAME-BY-GAME STATISTICS (DET)												
Date	Opp		GP/S	Tot	Solo	Sk	Int	PD	FF	FR	Snaps	Pct
Sep 8	at Ari	T	1/1	0	0	0.0	0	1	0	0	87	99%
Sep 15	LAC	W	1/1	6	5	0.0	1	2	0	0	63	97%
Sep 22	at Phi	W	1/1	1	1	0.0	0	0	0	1	42	57%
Sep 29	KC	L	0/0	INACTIVE								
Oct 14	at GB	L	1/1	6	4	0.0	0	0	0	0	72	97%
Oct 20	Min	L	1/1	3	2	0.0	0	0	0	0	18	25%
Oct 27	NYG	W	0/0	INACTIVE								
Nov 3	at Oak	L	1/1	3	2	0.0	0	0	0	0	68	97%
Nov 10	at Chi	L	1/1	4	2	0.0	0	0	0	0	54	96%
Nov 17	Dal	L	1/1	3	3	0.0	0	3	0	0	72	99%
Nov 24	at Was	L	1/1	3	3	0.0	0	2	0	0	58	100%
Nov 28	Chi	L	1/1	2	1	0.0	1	1	0	0	62	97%
Dec 8	at Min	L	1/1	4	4	0.0	0	1	0	0	71	99%
Dec 15	TB	L	1/1	3	2	0.0	0	0	0	0	65	87%
Dec 22	at Den	L	1/1	5	4	0.0	0	2	0	0	64	90%
Dec 29	GB	L	1/1	3	3	0.0	0	1	0	0	62	71%
Totals			14/14	46	36	0.0	2	13	0	1	858	75%

2017 SEASON - LIONS

- ▶ Led the NFL with a career-high 26 PDs and tied **Kevin Byard** for the most INTs (career-high 8) ... Became the first Lions player to snag 8+ INTs in a single season since **Willie Clay** in 1995 and the first CB in team history to do so since **Dick LeBeau** in 1970
- ▶ Voted **NFC Defensive Player of the Week** for the second time in his career after producing a career-high-tying 2 INTs off of Bears QB **Mitchell Trubisky** in the 20-10 win vs. Chi. (12/16/17)
- ▶ Registered his first career fumble recovery (forced by Lions CB **Quandre Diggs**) when he grabbed the ball on a Buccaneers TE **O.J. Howard** fumble in the 24-21 victory at TB (12/10/17)
- ▶ Picked off Falcons QB **Matt Ryan** twice vs. Atl. (9/24/17)
- ▶ Logged a career-high-tying 8 tackles (6 solo) with 2 PDs in the 24-10 win at NYG (9/18/17)

2016 SEASON - LIONS

- ▶ Led the Lions defense with 13 PDs and produced a team-high-tying 2 INTs ... Added 44 tackles (43 solo), 1.0 sack and 1 FF
- ▶ Posted a career-high-tying 8 tackles vs. GB (1/1/17)
- ▶ Received **NFC Defensive Player of the Week** recognition after totaling 3 solo tackles, 2 PDs, 1 INT and 1 FF in the 24-23 win vs. Phi. (10/9/16) ... Forced a fumble by Eagles RB **Ryan Mathews** to keep Detroit's hopes alive in the fourth quarter and picked off Eagles QB **Carson Wentz** to seal the victory on the next drive
- ▶ Notched his first career sack against Bears QB **Brian Hoyer** and tallied 4 solo tackles with 3 PDs at Chi. (10/2/16)

2015 SEASON - LIONS

- ▶ Produced a team-high 13 PDs with 58 tackles (47 solo)
- ▶ Logged a career-high 4 PDs in the 37-34 win vs. Chi. (10/18/15)

2014 SEASON - LIONS

- ▶ Tied for 6th in the NFL with 17 PDs, behind **Bradley Fletcher** (22), **Joe Haden** (20), **Vontae Davis** (18), **Buster Skrine** (18) and **Xavier Rhodes** (18) ... Posted a career-high 60 tackles (47 solo)
- ▶ Totaled a career-high 8 tackles in the win vs. Chi. (11/27/14)



2013 SEASON - LIONS

- ▶ Recorded 31 tackles (25 solo) and 5 PDs as a rookie

COLLEGE HIGHLIGHTS

- ▶ Played collegiately at Itawamba Community College (Fulton, MS) (2009-10) and Mississippi State (2011-12)
- ▶ Earned second-team All-SEC honors as a senior at Mississippi State in 2012, when he recorded 40 tackles (26 solo) with a career-high 5 INTs, including 1 TD ... Totaled 24 tackles (16 solo) and 1 INT returned for a TD as a junior in 2011
- ▶ Named MACJC First Team All-State following his sophomore year at Itawamba in 2010, registering 32 tackles, 1 FF and 1 FR. Also posted 3 receptions and 1 TD on offense
- ▶ As a freshman in 2009, produced 41 tackles, 2 FFs and 1.0 sack en route to MACJC First Team All-State recognition

BIRDSEED

- ▶ In 2018, opened the Big Play Slay Center of Excellence, which is an academic center in his hometown of Brunswick, GA
- ▶ Attended Brunswick (GA) High School, where he was an all-state selection as both a DB and RB ... Also lettered in basketball and was a standout sprinter (100- and 200-meter dashes)

TRANSACTIONS

- ▶ **3/19/20** - Acquired by PHI from DET in exchange for 2020 3rd-round and 5th-round draft choices ... Agreed to terms with PHI on 3-year contract extension ... **8/2/19** - Activated from Reserve/Non-Football Injury ... **7/25/19** - Placed on Reserve/Non-Football Injury ... **7/26/16** - Signed by DET to 4-year contract extension ... **2013** - Drafted by DET in 2nd round (36th overall)

2018 GAME-BY-GAME STATISTICS (DET)

Date	Opp	GP/S	Tot	Solo	Sk	Int	PD	FF	FR	Snaps	Pct		
Sep 10	NYJ	L	1/1	1	1	0.0	0	0	0	54	90%		
Sep 16	at SF	L	1/1	5	5	0.0	0	0	0	41	64%		
Sep 23	NE	W	1/1	0	0	0.0	1	1	0	48	100%		
Sep 30	at Dal	L	1/1	3	3	0.0	0	3	0	66	96%		
Oct 7	GB	W	1/1	5	5	0.0	0	0	0	78	96%		
Oct 21	at Mia	W	1/1	2	2	0.0	0	1	0	51	91%		
Oct 28	Sea	L	1/1	3	3	0.0	0	0	0	60	95%		
Nov 4	at Min	L	1/1	3	3	0.0	1	2	0	46	94%		
Nov 11	at Chi	L	0/0	INACTIVE									
Nov 18	Car	W	1/1	4	3	0.0	0	2	0	54	93%		
Nov 22	Chi	L	1/1	4	4	0.0	0	0	0	58	100%		
Dec 2	LAR	L	1/1	3	3	0.0	0	0	0	69	100%		
Dec 9	at Ari	W	1/1	3	2	0.0	1	3	0	67	96%		
Dec 16	at Buf	L	1/1	1	1	0.0	0	3	0	68	100%		
Dec 23	Min	L	1/1	4	3	0.0	0	0	0	59	97%		
Dec 30	at GB	W	1/1	2	2	0.0	0	2	0	56	100%		
Totals			15/15	43	40	0.0	3	17	0	875	89%		

2017 GAME-BY-GAME STATISTICS (DET)

Date	Opp	GP/S	Tot	Solo	Sk	Int	PD	FF	FR	Snaps	Pct
Sep 10	Ari	W	1/1	1	1	0.0	0	1	0	75	100%
Sep 18	at NYG	W	1/1	8	6	0.0	0	2	0	56	100%
Sep 24	Atl	L	1/1	5	5	0.0	2	3	0	67	99%
Oct 1	at Min	W	1/1	1	1	0.0	0	1	0	56	100%
Oct 8	Car	L	1/1	6	5	0.0	0	0	0	66	100%
Oct 15	at NO	L	1/1	3	3	0.0	1	1	0	69	97%
Oct 29	Pit	L	1/1	2	2	0.0	0	1	0	63	98%
Nov 6	at GB	W	1/1	1	1	0.0	0	1	0	56	95%
Nov 12	Cle	W	1/1	5	5	0.0	1	3	0	78	96%
Nov 19	at Chi	W	1/1	3	3	0.0	0	2	0	62	98%
Nov 23	Min	L	1/1	3	3	0.0	0	0	0	73	99%
Dec 3	at Bal	L	1/1	3	1	0.0	0	0	0	63	98%
Dec 10	at TB	W	1/1	6	5	0.0	1	2	0	65	92%
Dec 16	Chi	W	1/1	5	5	0.0	2	3	0	66	96%
Dec 24	at Cin	L	1/1	7	7	0.0	0	3	0	81	96%
Dec 31	GB	W	1/1	1	1	0.0	1	3	0	68	100%
Totals			16/16	60	54	0.0	8	26	0	1,064	98%

2016 GAME-BY-GAME STATISTICS (DET)

Date	Opp	GP/S	Tot	Solo	Sk	Int	PD	FF	FR	Snaps	Pct		
Sep 11	at Ind	W	1/1	4	4	0.0	0	0	0	69	99%		
Sep 18	Ten	L	1/1	3	3	0.0	0	1	0	67	100%		
Sep 25	at GB	L	1/1	4	4	0.0	0	0	0	54	100%		
Oct 2	at Chi	L	1/1	4	4	1.0	0	3	0	69	100%		
Oct 9	Phi	W	1/1	3	3	0.0	1	2	1	60	98%		
Oct 16	LAR	W	1/1	2	2	0.0	0	1	0	56	97%		
Oct 23	Was	W	1/1	2	2	0.0	0	1	0	22	30%		
Oct 30	at Hou	L	0/0	INACTIVE									
Nov 6	at Min	W	0/0	INACTIVE									
Nov 20	Jax	W	1/1	3	3	0.0	0	1	0	65	99%		
Nov 24	Min	W	1/1	4	4	0.0	1	1	0	58	100%		
Dec 4	at NO	W	1/1	3	3	0.0	0	1	0	61	98%		
Dec 11	Chi	W	1/1	3	2	0.0	0	2	0	56	100%		
Dec 18	at NYG	L	1/1	1	1	0.0	0	0	0	25	39%		
Dec 26	at Dal	L	0/0	INACTIVE									
Jan 1	GB	L	1/1	8	8	0.0	0	0	0	69	92%		
Totals			13/13	44	43	1.0	2	13	1	731	71%		

PLAYOFFS


Jan 7	at Sea	L	1/1	2	1	0.0	0	0	0	70	96%
Totals			1/1	2	1	0.0	0	0	0	70	96%

2015 GAME-BY-GAME STATISTICS (DET)

Date	Opp	GP/S	Tot	Solo	Sk	Int	PD	FF	FR	Snaps	Pct
Sep 13	at SD	L	1/1	5	3	0.0	1	1	0	71	95%
Sep 20	at Min	L	1/1	5	4	0.0	0	0	0	59	91%
Sep 27	Den	L	1/1	5	4	0.0	0	0	0	63	98%
Oct 5	at Sea	L	1/1	4	1	0.0	0	0	0	63	97%
Oct 11	Ari	L	1/1	2	2	0.0	0	1	0	36	78%
Oct 18	Chi	W	1/1	6	6	0.0	0	4	0	79	99%
Oct 25	Min	L	1/1	4	4	0.0	0	1	0	73	97%
Nov 1	at KC	L	1/1	2	1	0.0	0	2	0	58	89%
Nov 15	at GB	W	1/1	0	0	0.0	0	0	0	87	100%
Nov 22	Oak	W	1/1	2	2	0.0	0	0	0	50	98%
Nov 26	Phi	W	1/1	3	1	0.0	0	1	0	48	81%
Dec 3	GB	L	1/1	2	2	0.0	0	0	0	67	100%
Dec 13	at StL	L	1/1	2	2	0.0	1	1	0	55	100%
Dec 21	at NO	W	1/1	7	6	0.0	0	2	0	74	96%
Dec 27	SF	W	1/1	6	6	0.0	0	0	0	61	98%
Jan 3	at Chi	W	1/1	3	3	0.0	0	0	0	50	96%
Totals			16/16	58	47	0.0	2	13	0	994	95%

2014 GAME-BY-GAME STATISTICS (DET)												
Date	Opp		GP/S	Tot	Solo	Sk	Int	PD	FF	FR	Snaps	Pct
Sep 8	NYG	W	1/1	3	3	0.0	0	3	0	0	57	95%
Sep 14	at Car	L	1/1	4	3	0.0	0	0	0	0	60	90%
Sep 21	GB	W	1/1	6	4	0.0	0	1	0	0	53	100%
Sep 28	at NYJ	W	1/1	5	3	0.0	1	1	0	0	64	100%
Oct 5	Buf	L	1/1	5	5	0.0	0	1	0	0	70	99%
Oct 12	at Min	W	1/1	2	2	0.0	0	0	0	0	67	99%
Oct 19	NO	W	1/1	6	5	0.0	0	2	0	0	73	99%
Oct 26	at Atl	W	1/1	1	1	0.0	0	0	0	0	54	90%
Nov 9	Mia	W	1/1	6	3	0.0	0	0	0	0	61	100%
Nov 16	at Ari	L	1/1	0	0	0.0	0	1	0	0	50	95%
Nov 23	at NE	L	1/1	1	0	0.0	0	0	0	0	76	97%
Nov 27	Chi	W	1/1	8	6	0.0	0	3	0	0	64	100%
Dec 7	TB	W	1/1	4	4	0.0	0	1	0	0	64	100%
Dec 14	Min	W	1/1	4	4	0.0	1	2	0	0	66	96%
Dec 21	at Chi	W	1/1	4	3	0.0	0	2	0	0	64	100%
Dec 28	at GB	L	1/1	1	1	0.0	0	0	0	0	60	91%
Totals			16/16	60	47	0.0	2	17	0	0	1,012	97%
PLAYOFFS												
Jan 4	at Dal	L	1/1	0	0	0.0	0	1	0	0	61	98%
Totals			1/1	0	0	0.0	0	1	0	0	61	98%

2013 GAME-BY-GAME STATISTICS (DET)													
Date	Opp		GP/S	Tot	Solo	Sk	Int	PD	FF	FR	Snaps	Pct	
Sep 8	Min	W	1/1	4	4	0.0	0	1	0	0	31	56%	
Sep 15	at Ari	L	1/1	0	0	0.0	0	0	0	0	28	39%	
Sep 22	at Was	W	1/0	0	0	0.0	0	0	0	0	0	0%	
Sep 29	Chi	W	1/0	7	6	0.0	0	1	0	0	63	88%	
Oct 6	at GB	L	1/0	0	0	0.0	0	0	0	0	0	0%	
Oct 13	at Cle	W	1/0	4	2	0.0	0	0	0	0	48	71%	
Oct 20	Cin	L	1/0	5	4	0.0	0	0	0	0	34	60%	
Oct 27	Dal	W	1/0	1	1	0.0	0	0	0	0	18	32%	
Nov 10	at Chi	W	1/0	2	2	0.0	0	0	0	0	13	17%	
Nov 17	at Pit	L	1/0	1	0	0.0	0	0	0	0	4	5%	
Nov 24	TB	L	1/0	1	0	0.0	0	0	0	0	6	12%	
Nov 28	GB	W	1/1	2	2	0.0	0	2	0	0	43	100%	
Dec 8	at Phi	L	0/0	INACTIVE									
Dec 16	Bal	L	0/0	INACTIVE									
Dec 22	NYG	L	0/0	INACTIVE									
Dec 29	at Min	L	1/1	4	4	0.0	0	1	0	0	50	86%	
Totals			13/4	31	25	0.0	0	5	0	0	338	33%	



DEVONTA SMITH

WIDE RECEIVER | 6

(pronounced duh-VON-tay)



Height: 6-0 **Weight:** 170 **DOB:** Nov. 14, 1998 (Age 22)

NFL Experience: Rookie (1st with Eagles) **Draft:** D1-21 (10th overall) by PHI

College: Alabama **Hometown (HS):** Amite, LA (Amite)

COLLEGE STATISTICS

Year	College	GP	RECEIVING					OFF SNAPS	
			Rec	Yds	Avg	Lg	TD	No	Pct
2017	Alabama	14	8	160	20.0	41	3	---	---
2018	Alabama	14	42	693	16.5	57	6	---	---
2019	Alabama	13	68	1,256	18.5	85	14	---	---
2020	Alabama	13	117	1,856	15.9	66	23	---	---
Totals		54	235	3,965	16.9	85	46	---	---

ADDITIONAL STATISTICS

Punt Returns: 11-237-1 - 2020 (11-237-1) **Kickoff Returns:** 4-52 - 2020 (4-52)

Rushing: 4-6-1 - 2020 (4-6-1) **Fumble Recoveries:** 1 - 2020 (1)



NOTES TO KNOW

- ▶ Is the third Heisman Trophy winner ever drafted by the Eagles, joining **Jay Berwanger** in 1935 (No. 1 overall, negotiating rights traded to Chicago) and **Davey O'Brien** in 1939 (No. 4 overall)

COLLEGE HIGHLIGHTS

- ▶ Played collegiately at Alabama (2017-20), where he appeared in 54 career games and produced 3,965 yards and 46 TDs on 235 receptions ... Finished as the SEC's all-time leader in receiving yards and receiving TDs (5th-most in NCAA history) ... Recorded the 3rd-most receptions in conference history
- ▶ Named the 2020 Heisman Trophy winner after leading the NCAA in receptions (117), receiving yards (1,856) and receiving TDs (23) ... Became the first NCAA WR to win the Heisman Trophy since **Desmond Howard** in 1991 and third player in school history to do so, joining **Mark Ingram** (2009) and **Derrick Henry** (2015)
- ▶ Recognized as the 2020 *Associated Press* Player of the Year (first WR to ever win the award), Biletnikoff Award winner (presented to the nation's top WR), Paul Hornung Award honoree (awarded to the nation's most versatile player), a unanimous first-team All-American, and the SEC Offensive Player of the Year
- ▶ A two-time CFP National Champion (2017 and 2020) ... Voted the Offensive MVP in the 2021 CFP National Championship Game after registering 12 catches for 215 yards and 3 TDs in the first half, shattering seven school, conference and CFP records
- ▶ Became the first SEC WR to record multiple career games with 4+ TDs (career-best 5 TDs on 9/28/19 vs. Ole Miss) ... Owns the most 200+ yard receiving games (five) in program history

BIRDSEED

- ▶ Prepped at Amite (LA) High School, where he was selected as the Most Outstanding Player in the 2016 LHSAA Class 3A state football championship ... Also voted a 3A All-State honoree and was named the MVP of the Nike New Orleans Regional

TRANSACTIONS

- ▶ **2021** - Drafted by PHI in 1st round (10th overall)



RASHAD SMITH

LINEBACKER | 53



Height: 6-1 Weight: 220 DOB: April 20, 1997 (Age 24)

NFL Experience: 1st Year (1st with Eagles) Draft: UDFA-20 by CHI Acquired: FA-20

College: Florida Atlantic Hometown (HS): Florida City, FL (Homestead)

CAREER STATISTICS

Year	Team	GP/S	TACKLES					PASS DEFENSE					FUMBLES			DEF SNAPS		
			Total	Solo	Asst	TFL	Sacks	Int	Yds	Lg	TD	PD	FF	FR	Yds	No	Pct	
2020	Dallas	0/0	0	0	0	0	0.0	0	0	--	0	0	0	0	0	0	0	0%
	Philadelphia	2/0	3	3	0	0	0.0	0	0	--	0	0	0	0	0	0	23	2%
	Totals	2/0	3	3	0	0	0.0	0	0	--	0	0	0	0	0	0	---	---
Totals		2/0	3	3	0	0	0.0	0	0	--	0	0	0	0	0	0	---	---

CAREER HIGHS

Tackles	3	1/3/21 vs. Was.
Sacks	--	---
INTs	--	---
PDs	--	---
FFs	--	---
FRs	--	---

2020 SEASON - COWBOYS & EAGLES

- ▶ Appeared in 23 defensive snaps over two games, registering 3 solo tackles ... Also saw action in 12 special teams snaps

COLLEGE HIGHLIGHTS

- ▶ Played in 51 career games at Florida Atlantic ... Totaled 316 tackles, 31 TFLs, 11.5 sacks and 7 INTs ... As a senior in 2019, established career highs with 109 tackles and 11.5 TFLs ... Also led the nation with 5 FRs and compiled 3.5 sacks and 3 INTs

BIRDSEED

- ▶ Majored in health safety administration at Florida Atlantic

TRANSACTIONS

- ▶ 1/1/21 - Signed by PHI to active roster from practice squad ... 12/12/20 - Elevated by PHI from practice squad for Week 14 vs. New Orleans ... 11/2/20 - Signed by PHI to practice squad ... 10/26/20 - Waived by DAL ... 9/15/20 - Signed by DAL to active roster from CHI practice squad ... 9/6/20 - Signed by CHI to practice squad ... 9/5/20 - Waived by CHI ... 2020 - Signed by CHI as UDFA



Bucket list: Buy his mother a new house ... **Biggest influences:** "My mom and sister are my motivation. They put a smile on my face and are my driving force." ... **If he could play another sport, what position/team:** Point guard, Los Angeles Lakers ... **If he could be any superhero:** Thanos ... **Pregame ritual:** Reads the Bible ... **Favorite TV show:** Snowfall ... **Favorite movie:** I Am Legend ... **Favorite music artist:** Meek Mill ... **Favorite meal:** Spaghetti ... **Favorite athlete growing up:** Dwyane Wade

2020 GAME-BY-GAME STATISTICS (CHI, DAL & PHI)

Date	Opp	GP/S	Tot	Solo	Sk	Int	PD	FF	FR	Snaps	Pct
Sep 13	at Det	W	--- BEARS PRACTICE SQUAD								
SIGNED BY COWBOYS FROM BEARS PRACTICE SQUAD (9/15/20)											
Sep 20	Atl	W	0/0 INACTIVE								
Sep 27	at Sea	L	0/0 INACTIVE								
Oct 4	Cle	L	0/0 INACTIVE								
Oct 11	NYG	W	0/0 INACTIVE								
Oct 19	Ari	L	0/0 INACTIVE								
Oct 25	at Was	L	0/0 INACTIVE								
WAIVED BY DAL (10/26/20); SIGNED BY PHI TO PRACTICE SQUAD (11/2/20)											
Nov 15	at NYG	L	--- EAGLES PRACTICE SQUAD								
Nov 22	at Cle	L	--- EAGLES PRACTICE SQUAD								
Nov 30	Sea	L	--- EAGLES PRACTICE SQUAD								
Dec 6	at GB	L	--- EAGLES PRACTICE SQUAD								
Dec 13	NO	W	1/0	0	0	0.0	0	0	0	0	0%
Dec 20	at Ari	L	--- EAGLES PRACTICE SQUAD								
Dec 27	at Dal	L	--- EAGLES PRACTICE SQUAD								
Jan 3	Was	L	1/0	3	3	0.0	0	0	0	23	37%
Totals			2/0	3	3	0.0	0	0	0	---	---





JACOBY STEVENS

LINEBACKER | 30



Height: 6-1 Weight: 212 DOB: July 19, 1998 (Age 23)

NFL Experience: Rookie (1st with Eagles) Draft: D6c-21 (224th overall) by PHI

College: LSU Hometown (HS): Murfreesboro, TN (Oakland)

COLLEGE STATISTICS

Year	College	GP	TACKLES					PASS DEFENSE					FUMBLES			DEF SNAPS		
			Total	Solo	Asst	TFL	Sacks	Int	Yds	Lg	TD	PD	FF	FR	Yds	No	Pct	
2017	LSU	6	0	0	0	0	0.0	0	0	--	0	0	0	0	0	0	---	---
2018	LSU	11	35	19	16	6.5	1.5	1	1	1	0	6	0	1	64	---	---	
2019	LSU	15	92	53	39	9	5.0	3	9	9	0	9	0	0	0	---	---	
2020	LSU	10	63	30	33	6	3.0	0	0	--	0	4	1	3	0	---	---	
Totals		42	190	102	88	21.5	9.5	4	10	9	0	19	1	4	64	---	---	



COLLEGE HIGHLIGHTS


- ▶ A four-year letterwinner and three-year starter at LSU (2017-20) ... Finished his career with 190 tackles (102 solo), 21.5 TFLs, 19 PDs, 9.5 sacks, 4 INTs, 4 FRs and 1 FF in 42 games (30 starts) ... Helped the Tigers win the 2020 CFP National Championship
- ▶ As a senior in 2020, started all 10 games and recorded a team-high 63 tackles, 6 TFLs, 4 PDs, 3.0 sacks, 3 FRs and 1 FF
- ▶ Named second-team All-SEC and collected three SEC Defensive Player of the Week honors during the Tigers' national championship-winning season in 2019 ... Started all 15 games and finished 2nd on the team in tackles (92) and sacks (5.0)

BIRDSEED

- ▶ During his senior year of college in 2020, earned a nomination for LSU's Good Works Team as well as the Wuerffel Award for his commitment to community service ... Oversaw and ran a voting initiative that resulted in the entire LSU football team registering to vote ... Was actively involved in social justice efforts and spoke regularly at area-based schools ... Organized a drive that contributed supplies, such as water and other essential items, for victims of Hurricane Laura in September 2020
- ▶ Wore LSU's No. 7 jersey during the 2020 season, a legacy in the Tigers' program that is passed down to dynamic playmakers ... No. 7 has always been his favorite number dating back to when he idolized former LSU All-American CB **Patrick Peterson**
- ▶ Prepped at Oakland (TN) High School, where he was ranked as the nation's top safety prospect in the Class of 2017

TRANSACTIONS

- ▶ **2021** - Drafted by PHI in 6th round (224th overall)



JACK STOLL

TIGHT END | 47



Height: 6-4 **Weight:** 247 **DOB:** Jan. 28, 1998 (Age 23)
NFL Experience: Rookie (*1st with Eagles*) **Draft:** UDFA-21 by PHI
College: Nebraska **Hometown (HS):** Aurora, CO (Regis Jesuit)

COLLEGE STATISTICS

Year	College	GP	RECEIVING					OFF SNAPS	
			Rec	Yds	Avg	Lg	TD	No	Pct
2017	Nebraska	12	8	89	11.1	32	2	---	---
2018	Nebraska	12	21	245	11.7	37	3	---	---
2019	Nebraska	12	25	234	9.4	42	1	---	---
2020	Nebraska	7	7	89	12.7	23	0	---	---
Totals		43	61	657	10.8	42	6	---	---

COLLEGE HIGHLIGHTS

- ▶ Played collegiately at Nebraska (2017-20), totaling 61 receptions for 657 yards (10.8 avg.) and 6 TDs in 43 career games ... Named to the John Mackey Award (college football's most outstanding TE) preseason watch list in 2018, 2019 and 2020
- ▶ Caught 7 passes for 89 yards (12.7 avg.) in an injury-shortened season in 2020 ... Posted a career-high 25 receptions for 234 yards and 1 TD in 2019 ... Tallied career highs with 245 yards and 3 TDs on 21 receptions (11.7 avg.) in 2018 ... Had 8 catches for 89 yards (11.1 avg.) and 2 TDs as a freshman in 2017

BIRDSEED

- ▶ Earned a bachelor's degree in marketing at Nebraska
- ▶ Prepped at Regis Jesuit (CO) High School, where he excelled as a TE ... Selected as a Blue-Grey All-American and was also an all-state performer ... Helped lead Regis Jesuit to back-to-back state quarterfinal appearances as a junior and senior
- ▶ Is the son of Chris and Mary Grace Stoll

TRANSACTIONS

- ▶ **2021** - Signed by PHI as UDFA





JOSH SWEAT

DEFENSIVE END | 94



Height: 6-5 **Weight:** 251 **DOB:** March 29, 1997 (Age 24)
NFL Experience: 4th Year (4th with Eagles) **Draft:** D4b-18 (130th overall) by PHI
College: Florida State **Hometown (HS):** Chesapeake, VA (Oscar Smith)

CAREER STATISTICS

Year	Team	GP/S	TACKLES					PASS DEFENSE					FUMBLES			DEF SNAPS		
			Total	Solo	Asst	TFL	Sacks	Int	Yds	Lg	TD	PD	FF	FR	Yds	No	Pct	
2018	Philadelphia	9/0	4	1	3	0	0.0	0	0	--	0	0	0	0	0	0	68	7%
2019	Philadelphia	16/0	25	18	7	8	4.0	0	0	--	0	1	0	0	0	355	34%	
2020	Philadelphia	14/3	45	27	18	7	6.0	0	0	--	0	2	2	0	0	421	38%	
Totals		39/3	74	46	28	15	10.0	0	0	--	0	3	2	0	0	---	---	

PLAYOFFS

Year	Team	GP/S	RESERVE/INJURED (12/11/18)															
2018	Philadelphia	0/0																
2019	Philadelphia	1/0	0	0	0	0	0.0	0	0	--	0	0	0	0	0	0	20	31%
Totals		1/0	0	0	0	0	0.0	0	0	--	0	0	0	0	0	---	---	

ADDITIONAL STATISTICS

Special Teams Tackles: 6 - 2020 (2), 2019 (4)

CAREER HIGHS

Tackles	7	9/13/20 at Was.
Sacks	2.0	12/13/20 vs. NO
INTs	--	---
PDs	1	3x, last: 10/22/20 vs. NYG
FFs	1	2x, last: 12/13/20 vs. NO
FRs	--	---

Bucket list: Learn to snowboard ... **If he could play another sport, what position:** Soccer goalie ... **Players he models his game after:** Von Miller and Jadeveon Clowney ... **Favorite athletes growing up:** Jared Allen and Clay Matthews ... **Favorite movie:** *Monsters, Inc.* ... **Favorite music:** R&B ... **Favorite throwback jersey:** 1929 Green Bay Packers jersey ... **Favorite quote:** "Just because you are right doesn't mean you are correct."



2020 SEASON - EAGLES

- ▶ Ranked 3rd on the Eagles' defense with a career-high 6.0 sacks, trailing only **Brandon Graham** (8.0) and **Fletcher Cox** (6.5) ... Registered a career-high 45 tackles (27 solo), 7 TFLs and 2 FFs
- ▶ Produced a career-high 2.0 sacks and 1 FF in the 24-21 win vs. NO (12/13/20) ... Registered a key defensive play when he strip-sacked Saints QB **Taysom Hill** in the fourth quarter to set up a TD drive on the next possession that made it a 24-14 score
- ▶ Recorded his first career FF when he strip-sacked QB **Dwayne Haskins** in the season opener at Was. (9/13/20)

2019 SEASON - EAGLES

- ▶ Finished the regular season with the 4th-most sacks (4.0) on the Eagles' defense, behind **Brandon Graham** (8.5), **Derek Barnett** (6.5) and **Vinny Curry** (5.0) ... Also produced 25 tackles (18 solo), 29 QB pressures and hits and a career-high 8 TFLs
- ▶ Notched his first career sack during the Eagles' 10.0-sack performance (tied for 2nd-most in franchise history) in the 31-6 win vs. NYJ (10/6/19) ... Brought down Jets QB **Luke Falk** for a 4-yard loss on third-and-13 in the fourth quarter

COLLEGE HIGHLIGHTS

- ▶ In 37 career games at Florida State, compiled 138 tackles (77 solo), 29 TFLs, 14.5 sacks 3 FRs and 1 FF
- ▶ As a junior in 2017, was named to the Bronko Nagurski Award watch list and led Florida State with 5.5 sacks ... Also notched a career-high 56 tackles (3rd-highest total on the team)
- ▶ Posted a career-high 7.0 sacks as a sophomore in 2016 ... Contributed to a Florida State defense that ranked No. 1 in the nation in sacks per game (3.92) as well as 2nd in total sacks (51.0)
- ▶ Despite suffering a significant knee injury as a high school senior, played in all 13 games as a true freshman in 2015 and earned Freshman All-America Honorable Mention accolades ... Finished the season with 41 tackles, 3 FRs, 2.0 sacks and 1 INT

2020 GAME-BY-GAME STATISTICS (PHI)												
Date	Opp		GP/S	Tot	Solo	Sk	Int	PD	FF	FR	Snaps	Pct
Sep 13	at Was	L	1/0	6	3	1.0	0	0	1	0	49	70%
Sep 20	LAR	L	1/1	3	2	0.0	0	0	0	0	39	57%
Sep 27	Cin	T	1/1	2	1	1.0	0	0	0	0	38	53%
Oct 4	at SF	W	1/1	2	2	1.0	0	0	0	0	27	37%
Oct 11	at Pit	L	1/0	2	0	0.0	0	0	0	0	28	37%
Oct 18	Bal	L	1/0	6	4	0.0	0	1	0	0	36	49%
Oct 22	NYG	W	1/0	1	0	0.0	0	1	0	0	24	40%
Nov 1	Dal	W	1/0	6	5	0.0	0	0	0	0	41	52%
Nov 15	at NYG	L	1/0	1	0	0.0	0	0	0	0	25	35%
Nov 22	at Cle	L	1/0	6	4	1.0	0	0	0	0	34	51%
Nov 30	Sea	L	1/0	2	0	0.0	0	0	0	0	27	40%
Dec 6	at GB	L	1/0	3	2	0.0	0	0	0	0	24	39%
Dec 13	NO	W	1/0	5	4	2.0	0	0	1	0	25	40%
Dec 20	at Ari	L	1/0	0	0	0.0	0	0	0	0	4	6%
Dec 27	at Dal	L	0/0	RESERVE/INJURED								
Jan 3	Was	L	0/0	RESERVE/INJURED								
Totals			14/3	45	27	6.0	0	2	2	0	421	38%



BIRDSEED

- ▶ A consensus five-star DE prospect out of Oscar Smith (VA) High School ... Named to the 2015 Under Armour All-America Game and was ranked No. 1 in the nation at his position by Scout.com and 247Sports.com ... Also named the No. 5 and No. 11 overall prospect in the country by Scout.com and ESPN, respectively

TRANSACTIONS

- ▶ **12/26/20** - Placed on Reserve/Injured ... **12/11/18** - Placed on Reserve/Injured ... **2018** - Drafted by PHI in 4th round (130th overall)

2019 GAME-BY-GAME STATISTICS (PHI)												
Date	Opp		GP/S	Tot	Solo	Sk	Int	PD	FF	FR	Snaps	Pct
Sep 8	Was	W	1/0	0	0	0.0	0	0	0	0	14	22%
Sep 15	at Atl	L	1/0	4	3	0.0	0	1	0	0	18	27%
Sep 22	Det	L	1/0	1	0	0.0	0	0	0	0	16	25%
Sep 26	at GB	W	1/0	2	2	0.0	0	0	0	0	28	35%
Oct 6	NYJ	W	1/0	3	3	1.0	0	0	0	0	19	32%
Oct 13	at Min	L	1/0	1	1	0.0	0	0	0	0	17	24%
Oct 20	at Dal	L	1/0	2	2	0.0	0	0	0	0	23	33%
Oct 27	at Buf	W	1/0	0	0	0.0	0	0	0	0	20	32%
Nov 3	Chi	W	1/0	2	1	1.0	0	0	0	0	17	38%
Nov 17	NE	L	1/0	1	0	0.0	0	0	0	0	24	32%
Nov 24	Sea	L	1/0	1	0	0.5	0	0	0	0	20	31%
Dec 1	at Mia	L	1/0	1	1	0.5	0	0	0	0	31	43%
Dec 9	NYG	W	1/0	2	1	0.0	0	0	0	0	26	50%
Dec 15	at Was	W	1/0	2	2	0.0	0	0	0	0	27	51%
Dec 22	Dal	W	1/0	2	2	1.0	0	0	0	0	28	45%
Dec 29	at NYG	W	1/0	1	0	0.0	0	0	0	0	27	36%
Totals			16/0	25	18	4.0	0	1	0	0	355	34%

PLAYOFFS

Jan 5	Sea	L	1/0	0	0	0.0	0	0	0	0	20	31%
Totals			1/0	0	0	0.0	0	0	0	0	20	31%

2018 GAME-BY-GAME STATISTICS (PHI)												
Date	Opp		GP/S	Tot	Solo	Sk	Int	PD	FF	FR	Snaps	Pct
Sep 6	Atl	W	0/0	INACTIVE								
Sep 16	at TB	L	0/0	INACTIVE								
Sep 23	Ind	W	0/0	DID NOT PLAY								
Sep 30	at Ten	L	0/0	INACTIVE								
Oct 7	Min	L	1/0	0	0	0.0	0	0	0	0	8	13%
Oct 11	at NYG	W	1/0	1	0	0.0	0	0	0	0	7	11%
Oct 21	Car	L	1/0	0	0	0.0	0	0	0	0	0	0%
Oct 28	at Jax	W	1/0	1	1	0.0	0	0	0	0	4	6%
Nov 11	Dal	L	1/0	0	0	0.0	0	0	0	0	6	9%
Nov 18	at NO	L	1/0	2	0	0.0	0	0	0	0	20	29%
Nov 25	NYG	W	1/0	0	0	0.0	0	0	0	0	11	18%
Dec 3	Was	W	1/0	0	0	0.0	0	0	0	0	6	13%
Dec 9	at Dal	L	1/0	0	0	0.0	0	0	0	0	6	6%
Dec 16	at LAR	W	0/0	RESERVE/INJURED								
Dec 23	Hou	W	0/0	RESERVE/INJURED								
Dec 30	at Was	W	0/0	RESERVE/INJURED								
Totals			9/0	4	1	0.0	0	0	0	0	68	7%

PLAYOFFS

Jan 6	at Chi	W	0/0	RESERVE/INJURED								
Jan 13	at NO	L	0/0	RESERVE/INJURED								
Totals			0/0	0	0	0.0	0	0	0	0	0	0%



DAVION TAYLOR

LINEBACKER | 52



Height: 6-1 Weight: 230 DOB: Aug. 5, 1998 (Age 22)

NFL Experience: 2nd Year (2nd with Eagles) Draft: D3-20 (103rd overall) by PHI

College: Colorado Hometown (HS): Magnolia, MS (South Pike)

CAREER STATISTICS

Year	Team	GP/S	TACKLES					PASS DEFENSE					FUMBLES			DEF SNAPS		
			Total	Solo	Asst	TFL	Sacks	Int	Yds	Lg	TD	PD	FF	FR	Yds	No	Pct	
2020	Philadelphia	12/1	5	4	1	0	0.0	0	0	--	0	0	0	0	0	0	32	3%
Totals		12/1	5	4	1	0	0.0	0	0	--	0	0	0	0	0	0	---	---

ADDITIONAL STATISTICS

Special Teams Tackles: 8 - 2020 (8)

CAREER HIGHS

Tackles	3	11/22/20 at Cle.
Sacks	--	---
INTs	--	---
PDs	--	---
FFs	--	---
FRs	--	---

2020 SEASON - EAGLES

- ▶ Saw action in 177 special teams snaps (42%) and 32 defensive snaps (3%) during his rookie campaign ... Totaled 8 special teams tackles as well as 5 tackles (4 solo) on defense

COLLEGE HIGHLIGHTS

- ▶ Named a team captain in 2019 and played in all 12 games (10 starts) for Colorado, earning All-Pac-12 honorable mention ... Registered 69 tackles, 9 TFLs, 7 PDs, 1.5 sacks and 1 FR ... As a junior with the Buffaloes in 2018, saw action in 12 games (10 starts) and totaled 75 tackles, 12 TFLs, 2 PDs, 2 FRs and 1.0 sack
- ▶ Began his collegiate career as a walk-on at Coahoma Community College (MS) ... Recorded 87 tackles, 3 TFLs, 3 PDs and 1 INT in his final season with Coahoma C.C.

BIRDSEED

- ▶ In addition to playing football at Colorado, was an All-Pac-12 honoree in the 100-meter dash as a track and field standout
- ▶ Mother is a member of the Seventh-Day Adventist Church, which is distinguished by its observance of Saturday ... Due to his family's beliefs, did not participate in sports from Friday night until Sunday morning ... Played one game of high school football

TRANSACTIONS

- ▶ **12/9/20** - Placed on Reserve/Injured ... **2020** - Drafted by PHI in 3rd round (103rd overall)



Hobbies: Binge-watching shows and working out ... **Bucket list:** Win a Super Bowl ... **Surprisingly good at:** Playing drums ... **If he could play another sport, what position:** Basketball, center ... **Player he models his game after:** Deion Jones ... **Favorite athletes growing up:** Ray Lewis and LeBron James ... **Favorite quote:** "Now faith is the substance of thing shoped for and the evidence of things not seen." - Hebrews 11:1 ... **Favorite music:** Hip-hop, gospel, Christian rap ... **Favorite meal:** Steak and potatoes

2020 GAME-BY-GAME STATISTICS (PHI)

Date	Opp	GP/S	Tot	Solo	Sk	Int	PD	FF	FR	Snaps	Pct
Sep 13	at Was	L 1/0	0	0	0.0	0	0	0	0	0	0%
Sep 20	LAR	L 1/0	0	0	0.0	0	0	0	0	0	0%
Sep 27	Cin	T 1/0	0	0	0.0	0	0	0	0	0	0%
Oct 4	at SF	W 1/0	0	0	0.0	0	0	0	0	0	0%
Oct 11	at Pit	L 1/0	0	0	0.0	0	0	0	0	0	0%
Oct 18	Bal	L 1/0	2	2	0.0	0	0	0	0	11	15%
Oct 22	NYG	W 1/0	0	0	0.0	0	0	0	0	0	0%
Nov 1	Dal	W 1/0	0	0	0.0	0	0	0	0	0	0%
Nov 15	at NYG	L 1/0	0	0	0.0	0	0	0	0	3	4%
Nov 22	at Cle	L 1/1	3	2	0.0	0	0	0	0	18	27%
Nov 30	Sea	L 1/0	0	0	0.0	0	0	0	0	0	0%
Dec 6	at GB	L 1/0	0	0	0.0	0	0	0	0	0	0%
Dec 13	NO	W 0/0	RESERVE/INJURED								
Dec 20	at Ari	L 0/0	RESERVE/INJURED								
Dec 27	at Dal	L 0/0	RESERVE/INJURED								
Jan 3	Was	L 0/0	RESERVE/INJURED								
Totals		12/1	5	4	0.0	0	0	0	0	32	3%





SHAKIAL TAYLOR

CORNERBACK | 36

(pronounced shuh-KEEL)



Height: 6-0 **Weight:** 181 **DOB:** Dec. 27, 1996 (Age 24)

NFL Experience: 3rd Year (1st with Eagles) **Draft:** UDFA-19 by IND **Acquired:** W-NYG-21

College: Kansas **Hometown (HS):** Scottsdale, AZ (Chaparral)

CAREER STATISTICS

Year	Team	GP/S	TACKLES					PASS DEFENSE					FUMBLES			DEF SNAPS	
			Total	Solo	Asst	TFL	Sacks	Int	Yds	Lg	TD	PD	FF	FR	Yds	No	Pct
2019	Indianapolis	5/0	7	6	1	0	0.0	0	0	--	0	1	0	0	0	60	6%
	Denver	0/0	0	0	0	0	0.0	0	0	--	0	0	0	0	0	0%	
	Totals	5/0	7	6	1	0	0.0	0	0	--	0	1	0	0	0	---	---

CAREER HIGHS

Tackles	5	11/17/19 vs. Jax.
Sacks	--	---
INTs	--	---
PDs	1	10/6/19 at KC
FFs	--	---
FRs	--	---

2019 GAME-BY-GAME STATISTICS (IND & DEN)

Date	Opp	GP/S	Tot	Solo	Sk	Int	PD	FF	FR	Snaps	Pct	
NOT ON NFL ROSTER												
NOT ON NFL ROSTER												
NOT ON NFL ROSTER												
NOT ON NFL ROSTER												
Oct 6	at KC	W	1/0	1	1	0.0	0	1	0	0	12	20%
Oct 20	Hou	W	1/0	1	1	0.0	0	0	0	0	31	49%
Oct 27	Den	W	0/0	DID NOT PLAY								
Nov 3	at Pit	L	1/0	0	0	0.0	0	0	0	0	1	2%
Nov 10	Mia	L	1/0	0	0	0.0	0	0	0	0	1	2%
Nov 17	Jax	W	1/0	5	4	0.0	0	0	0	0	15	24%
Nov 21	at Hou	L	0/0	INACTIVE								
WAIVED BY COLTS (11/25/19); CLAIMED OFF WAIVERS BY BRONCOS (11/26/19)												
Dec 1	LAC	W	0/0	INACTIVE								
Dec 8	at Hou	W	0/0	INACTIVE								
Dec 15	at KC	L	0/0	INACTIVE								
Dec 22	Det	W	0/0	INACTIVE								
Dec 29	Oak	W	0/0	INACTIVE								
Totals			5/0	7	6	0.0	0	1	0	0	---	---

2019 SEASON - COLTS & BRONCOS

- Recorded 7 tackles (6 solo) and 1 PD with the Colts

COLLEGE HIGHLIGHTS

- Started 21 games and totaled 55 tackles (46 solo), 6 PDs and 3 INTs in two seasons played at Kansas ... Played in 11 games as a sophomore at Mesa Community College (AZ), posting 42 tackles ... Made 7 tackles as a freshman at South Dakota State

BIRDSEED

- Originally born in Lakeland, FL ... Prepped at Chaparral (AZ) High School, where he helped lead his school to a playoff berth after tallying 29 tackles and 4 INTs during his senior season

TRANSACTIONS

- 2/16/21** - Claimed off waivers by PHI ... **2/12/21** - Waived by NYG ... **8/25/20** - Placed on Reserve/Opt-Out ... **8/2/20** - Waived by NYG ... **7/28/20** - Claimed off waivers by NYG ... **7/27/20** - Waived by DEN ... **4/18/20** - Signed by DEN to 1-year tender ... **11/26/19** - Claimed off waivers by DEN ... **11/25/19** - Waived by IND ... **10/5/19** - Signed by IND to active roster from practice squad ... **9/30/19** - Signed by IND to practice squad ... **9/6/19** - Released by IND from Reserve/Injured ... **8/31/19** - Waived/injured by IND ... **2019** - Signed by IND as UDFA

Childhood nickname: 'Man-Man' - "It was a play off of 'Bamm-Bamm' from *The Flintstones*." ... **First job:** Worked at Marshalls ... **Surprisingly good at:** Making beats on his laptop ... **Biggest influence:** His uncle, Robert Nelson, who played in the NFL ... **Career if he wasn't playing football:** Professional stock trader ... **If he could witness any moment in history:** Martin Luther King Jr.'s "I Have a Dream" speech ... **Favorite movies:** *Major Payne* and *The Little Rascals* ... **Favorite meal:** Chicken alfredo ... **Favorite athlete growing up:** Allen Iverson



BRETT TOTH

TACKLE | 64

(pronounced TOETH)



Height: 6-6 Weight: 304 DOB: Sept. 1, 1996 (Age 24)

NFL Experience: 3rd Year (2nd with Eagles) Draft: UDFA-19 by PHI Acquired: W-Ari-20

College: Army Hometown (HS): Charleston, SC (West Ashley)

CAREER STATISTICS

Year	Team	GP/S	STARTS		OFF SNAPS	
			LT	RT	No	Pct
2019	Arizona	0/0	0	0	0	0%
2020	Philadelphia	6/1	0	1	94	8%
Totals		6/1	0	1	---	---

CAREER HIGHLIGHTS

- ▶ Saw action in 94 offensive snaps (8%) over six games (one start) with Philadelphia during the 2020 campaign, allowing 1 sack ... Started his first career game at RT vs. Was. (1/3/21)
- ▶ Originally entered the league as an undrafted free agent with the Eagles in 2019 after he was awarded a waiver from the Department of Defense to pursue his NFL career ... Also spent time with the Cardinals during the 2019 regular season

COLLEGE HIGHLIGHTS

- ▶ Played collegiately at Army, where he was a two-year starter at tackle ... Appeared in 31 games (28 starts) ... Started all 26 games (25 at RT) over his final two seasons with the Black Knights
- ▶ Ranked by *Pro Football Focus* as the nation's 5th-best run-blocking tackle in 2017 ... Invited to participate in the Senior Bowl following the 2017 season, becoming the first Army player to earn that honor ... Helped the Black Knights to the top rushing offense in the country during his senior season (4,710 yards)

BIRDSEED

- ▶ A second lieutenant in the Army, earned a degree in nuclear engineering in 2018 ... Returned to his military career after spending the 2018 season as a graduate assistant for the Black Knights, taking a Basic Officer Leadership Course at Fort Leonard Wood in Missouri ... As an engineering officer, learned everything from demolition to project management and construction ... Upon completion, earned a platoon leader role with the 3rd Chemical Brigade doing Basic Combat Training ... Followed in the footsteps of numerous family members who served their country, including his father, Douglas, who is a Navy veteran
- ▶ Played football, basketball and competed in track and field at West Ashley (SC) High School ... Received three varsity letters as a TE and served as a team captain ... Earned all-state and all-conference honors ... Also played at the U.S. Military Prep Academy in 2013 before enrolling at Army

TRANSACTIONS

- ▶ **10/7/20** - Claimed off waivers by PHI ... **9/4/20** - Waived/injured by ARI ... **10/19/19** - Placed on Reserve/Non-Football Injury ... **9/1/19** - Claimed off waivers by ARI ... **8/31/19** - Waived by PHI ... **2019** - Signed by PHI as UDFA





CASEY TUCKER

TACKLE | 76



Height: 6-6 **Weight:** 315 **DOB:** Sept. 26, 1995 (Age 25)

NFL Experience: 1st Year (1st with Eagles) **Draft:** UDFA-19 by PHI **Acquired:** FA-21

College: Arizona State **Hometown (HS):** Chandler, AZ (Hamilton)

First job: Summer equipment manager for local youth football league by his high school ... **Hobbies:** "I'm an avid chess player." ... **Surprisingly good at:** Cooking ... **If he could play another sport, what position:** Baseball, either as a first baseman or ambidextrous pitcher ... **Favorite athletes growing up:** "Honestly, Eagles legend Brian Dawkins. From youth football all the way up to college, I would watch the Brian Dawkins 'Weapon X' video before games." ... **Favorite quote:** "Good." - Jocko Willink ... **Favorite meal:** Tie between fish and chips and a good ribeye steak

CAREER HIGHLIGHTS

- ▶ Originally entered the NFL as an undrafted rookie with Philadelphia in 2019 ... Has spent time on the Eagles' (2020) and Lions' (2019) practice squads during his first two seasons

COLLEGE HIGHLIGHTS

- ▶ Played in 39 games between Arizona State and Stanford
- ▶ Received honorable mention All-Pac-12 accolades following his final collegiate season at Arizona State in 2018 ... Part of an OL that allowed just 15 sacks all season, which marked the 3rd-fewest sacks allowed by a Sun Devils OL in program history
- ▶ Started 22 games at Stanford (2014-16), including all 14 during the Cardinal's 2015 Rose Bowl run as a sophomore

BIRDSEED

- ▶ Graduated from Stanford with a degree in philosophy
- ▶ Prepped at Hamilton (AZ) High School, where he was one of the top recruits coming out of high school in 2013 ... Participated in the 2013 Under Armour All-American Game and was also invited to the 2014 U.S. Army All-American Game

TRANSACTIONS

- ▶ **5/18/21** - Signed by PHI ... **4/28/21** - Waived by IND ... **1/11/21** - Signed by IND to reserve/future contract ... **12/21/20** - Signed by PHI to practice squad ... **8/23/20** - Waived by PHI ... **4/28/20** - Claimed off waivers by PHI ... **4/27/20** - Waived by DET ... **12/30/19** - Signed by DET to reserve/future contract ... **12/27/19** - Signed by DET to practice squad ... **11/1/19** - Released by DET ... **10/30/19** - Signed by DET to practice squad ... **8/16/19** - Waived/injured by PHI ... **2019** - Signed by PHI as UDFA





MARLON TUIPULOTU

DEFENSIVE TACKLE | 72



(pronounced TOO-ee-poo-LOE-too)

Height: 6-2 **Weight:** 307 **DOB:** May 31, 1999 (Age 22)

NFL Experience: Rookie (1st with Eagles) **Draft:** D6a-21 (189th overall) by PHI

College: USC **Hometown (HS):** Independence, OR (Central)

COLLEGE STATISTICS

Year	College	GP	TACKLES					PASS DEFENSE					FUMBLES			DEF SNAPS		
			Total	Solo	Asst	TFL	Sacks	Int	Yds	Lg	TD	PD	FF	FR	Yds	No	Pct	
2017	USC	3	2	1	1	0	0.0	0	0	--	0	0	0	0	0	0	---	---
2018	USC	12	33	13	20	5.5	4.5	0	0	--	0	0	0	0	0	0	---	---
2019	USC	12	46	23	23	6	2.0	0	0	--	0	3	1	0	0	---	---	
2020	USC	6	23	12	11	3.5	2.0	0	0	--	0	0	1	0	0	---	---	
Totals		33	104	49	55	15	8.5	0	0	--	0	3	2	0	0	---	---	



COLLEGE HIGHLIGHTS

- ▶ Registered 104 tackles (49 solo), 15 TFLs, 8.5 sacks, 3 PDs and 2 FFs in 33 career games (29 starts) at USC (2017-20)
- ▶ Started all six contests in a shortened 2020 season and posted 23 tackles (12 solo), 3.5 TFLs, 2.0 sacks and 1 FF ... Earned first-team All-Pac 12 honors from the *Associated Press*
- ▶ As a sophomore in 2019, started all 12 games in which he played and tallied career highs with 46 tackles (23 solo) and 6 TFLs ... Also produced 3 PDs, 2.0 sacks and 1 FF
- ▶ Recorded a career-high 4.5 sacks during his redshirt freshman season in 2018 ... Added 33 tackles (13 solo) and 5.5 TFLs

BIRDSEED

- ▶ Majored in political science while attending USC
- ▶ Attended Central (OR) High School, where he was a 2016 *Prep Star* All-American, *USA Today* All-Oregon Defensive Player of the Year and All-State Class 5A Defensive Player of the Year ... Did not start playing football until his freshman year of high school
- ▶ Also competed in wrestling and was the top wrestler in Oregon, capturing the state championship in the 285-pound division
- ▶ Younger brother, Tuli, was a teammate of his at USC in 2020 ... Cousin, **Fili Moala**, was a former Trojan (2005-08) who played in the NFL with the Indianapolis Colts (2009-14)

TRANSACTIONS

- ▶ **2021** - Drafted by PHI in 6th round (189th overall)



MICHAEL WALKER

WIDE RECEIVER | 17



Height: 5-11 Weight: 194 DOB: Oct. 29, 1996 (Age 24)

NFL Experience: 2nd Year (1st with Eagles) Draft: UDFA-19 by JAX Acquired: FA-21

College: Boston College Hometown (HS): Naples, FL (Naples)

CAREER STATISTICS

			RECEIVING					OFF SNAPS	
Year	Team	GP/S	Rec	Yds	Avg	Lg	TD	No	Pct
2019	Jacksonville	7/0	2	15	7.5	9	0	7	1%
Totals		7/0	2	15	7.5	9	0	---	---

ADDITIONAL STATISTICS

Kickoff Returns: 18-411 - 2019 (18-411) Punt Returns: 3-13 - 2019 (3-13)

Fumbles/Lost: 2/2 - 2019 (2/2) Special Teams Tackles: 2 - 2019 (2)

CAREER HIGHS

Receptions	1	2x, last: 12/8/19 vs. LAC
Receiving Yards	9	12/8/19 vs. LAC
Receiving Long	9	12/8/19 vs. LAC
Receiving TDs	--	---

2019 GAME-BY-GAME STATISTICS (JAX)

			RECEIVING					SNAPS			
Date	Opp	GP/S	Rec	Yds	Avg	Lg	TD	No	Pct		
Sep 8	KC	L	---	JAGUARS PRACTICE SQUAD							
Sep 15	at Hou	L	---	JAGUARS PRACTICE SQUAD							
Sep 19	Ten	W	---	JAGUARS PRACTICE SQUAD							
Sep 29	at Den	W	---	JAGUARS PRACTICE SQUAD							
Oct 6	at Car	L	---	JAGUARS PRACTICE SQUAD							
Oct 13	NO	L	---	JAGUARS PRACTICE SQUAD							
Oct 20	at Cin	W	---	JAGUARS PRACTICE SQUAD							
Oct 27	NYJ	W	---	JAGUARS PRACTICE SQUAD							
Nov 3	Hou	L	1/0	0	0	---	---	0	0	0%	
Nov 17	at Ind	L	1/0	0	0	---	---	0	0	0%	
Nov 24	at Ten	L	1/0	0	0	---	---	0	0	0%	
Dec 1	TB	L	1/0	1	6	6.0	6	0	7	10%	
Dec 8	LAC	L	1/0	1	9	9.0	9	0	0	0%	
Dec 15	at Oak	W	1/0	0	0	---	---	0	0	0%	
Dec 22	at Atl	L	1/0	0	0	---	---	0	0	0%	
Dec 29	Ind	W	0/0	RESERVE/INJURED							
Totals		7/0	2	15	7.5	9	0	7	1%		

2019 SEASON - JAGUARS

- ▶ Saw action in 154 special teams snaps (35%) as well as 7 offensive snaps (1%) over seven games as a rookie ... Led the Jaguars with 18 kickoff returns for 411 yards (22.8 avg.) ... Also returned 3 punts for 13 yards and registered 2 special teams tackles ... Offensively, added 2 receptions for 15 yards
- ▶ Hauled in a 9-yard pass from Jaguars P **Logan Cooke** on a successful fake punt conversion vs. LAC (12/8/19)

COLLEGE HIGHLIGHTS

- ▶ Played in 50 games at Boston College and registered 71 receptions for 847 yards and 5 TDs for the Eagles ... Also returned 106 kickoffs for 2,656 yards and 48 punts for 436 yards and 1 TD
- ▶ Earned second-team All-ACC honors as a returner as a senior in 2018 ... Posted 40 kickoff returns for 1,020 yards along with 20 punt returns for 274 yards and 1 TD ... Also added 17 receptions for 218 yards and 10 carries for 57 yards

BIRDSEED

- ▶ Attended Naples (FL) High School, where he was named the *Naples Daily News* Offensive Player of the Year as a senior
- ▶ His father, Mike, played football at Connecticut ... His uncle, Pete, played 11 seasons in Major League Baseball

TRANSACTIONS

- ▶ **6/11/21** - Agreed to terms with PHI ... **9/9/20** - Waived by JAX with injury settlement ... **9/6/20** - Placed on Reserve/Injured ... **9/5/20** - Waived/injured by JAX ... **8/7/20** - Activated from Reserve/COVID-19 ... **8/2/20** - Placed on Reserve/COVID-19 ... **12/28/19** - Placed on Reserve/Injured ... **12/2/19** - Signed by JAX from practice squad to active roster ... **9/1/19** - Signed by JAX to practice squad ... **8/31/19** - Waived by JAX ... **2019** - Signed by JAX as UDFA





K'VON WALLACE

SAFETY | 42

(pronounced KAY-von)

Height: 5-11 **Weight:** 205 **DOB:** July 25, 1997 (Age 24)

NFL Experience: 2nd Year (2nd with Eagles) **Draft:** D4a-20 (127th overall) by PHI

College: Clemson **Hometown (HS):** Highland Springs, VA (Highland Springs)



CAREER STATISTICS

Year	Team	GP/S	TACKLES					PASS DEFENSE					FUMBLES			DEF SNAPS	
			Total	Solo	Asst	TFL	Sacks	Int	Yds	Lg	TD	PD	FF	FR	Yds	No	Pct
2020	Philadelphia	15/3	22	15	7	0	0.0	0	0	--	0	0	0	1	0	202	18%
Totals		15/3	22	15	7	0	0.0	0	0	--	0	0	0	1	0	---	---

ADDITIONAL STATISTICS

Special Teams Tackles: 6 - 2020 (6)

CAREER HIGHS

Tackles	6	1/3/21 vs. Was.
Sacks	--	---
INTs	--	---
PDs	--	---
FFs	--	---
FRs	1	9/20/20 vs. LAR

2020 SEASON - EAGLES

- ▶ Saw action in 202 defensive snaps (18%) and 219 special teams snaps (52%) over 15 games (three starts) as a rookie ... Produced 22 tackles (15 solo) and 1 FR with 6 special teams tackles
- ▶ Totaled a career-high 6 tackles (5 solo) vs. Was. (1/3/21)
- ▶ Recovered the fumble forced by **T.J. Edwards** against Rams WR **Cooper Kupp** on a punt return with 46 seconds remaining in the second quarter vs. LAR (9/20/20) ... The takeaway set up the Eagles' offense at the 11-yard line and resulted in a TD drive

COLLEGE HIGHLIGHTS

- ▶ Played collegiately at Clemson, where he was a key contributor on two CFP National Championship teams ... A two-time All-ACC selection and team captain ... Recorded 178 tackles, 21 PDs, 5 INTs, 2.0 sacks and 2 FFs in 59 career games (36 starts) with the Tigers ... His 59 games are tied for the most in program history

BIRDSEED

- ▶ A three-time ACC Honor Roll selection who graduated from Clemson with a degree in communication ... Completed internships with the National Football League and Cisco ... Roommate was **Brian Dawkins Jr.**, the son of Eagles legend and Pro Football Hall of Famer **Brian Dawkins**, who also played S at Clemson
- ▶ Prepped at Highland Springs (VA) High School, where he led the team to a 14-1 record and state title as an all-state selection at WR and DB ... Also a member of the track and field team

TRANSACTIONS

- ▶ **2020** - Drafted by PHI in 4th round (127th overall)



Hobbies: Fishing, playing video games, sightseeing ... **Bucket list:** Travel to Jerusalem ... **Desired talent:** Singing ... **Guilty pleasure:** "I'm a dessert guy. Ice cream is my favorite and milkshakes are right behind it." ... **Pregame ritual:** FaceTimes his family ... **Career if he wasn't playing football:** "Engineer. When I was in high school, I was in a tech program where I was basically an electrician. I wired outlets, AC units, and ceiling fans." ... **Favorite TV shows:** *Ed, Edd n Eddy* and *Samurai Jack* ... **Favorite movie:** *Friday* ... **Favorite athlete growing up:** Kobe Bryant

2020 GAME-BY-GAME STATISTICS (PHI)

Date	Opp		GP/S	Tot	Solo	Sk	Int	PD	FF	FR	Snaps	Pct
Sep 13	at Was	L	1/0	1	0	0.0	0	0	0	0	6	9%
Sep 20	LAR	L	1/0	0	0	0.0	0	0	0	1	0	0%
Sep 27	Cin	T	1/0	1	0	0.0	0	0	0	0	1	1%
Oct 4	at SF	W	1/1	2	2	0.0	0	0	0	0	27	37%
Oct 11	at Pit	L	1/0	4	3	0.0	0	0	0	0	13	17%
Oct 18	Bal	L	1/0	0	0	0.0	0	0	0	0	0	0%
Oct 22	NYG	W	0/0	INACTIVE								
Nov 1	Dal	W	1/0	0	0	0.0	0	0	0	0	0	0%
Nov 15	at NYG	L	1/0	0	0	0.0	0	0	0	0	1	1%
Nov 22	at Cle	L	1/0	0	0	0.0	0	0	0	0	5	7%
Nov 30	Sea	L	1/0	0	0	0.0	0	0	0	0	0	0%
Dec 6	at GB	L	1/0	1	1	0.0	0	0	0	0	16	26%
Dec 13	NO	W	1/0	2	1	0.0	0	0	0	0	28	44%
Dec 20	at Ari	L	1/1	2	1	0.0	0	0	0	0	23	34%
Dec 27	at Dal	L	1/0	3	2	0.0	0	0	0	0	19	27%
Jan 3	Was	L	1/1	6	5	0.0	0	0	0	0	63	100%
Totals			15/3	22	15	0.0	0	0	0	1	202	18%





GREG WARD

WIDE RECEIVER | 84



Height: 5-11 Weight: 190 DOB: July 12, 1995 (Age 26)

NFL Experience: 3rd Year (3rd with Eagles) Draft: UDFA-17 by PHI Acquired: FA-19

College: Houston Hometown (HS): Tyler, TX (John Tyler)

Super Bowl Champion: 2017 (LII)

CAREER STATISTICS

Year	Team	GP/S	RECEIVING					OFF SNAPS	
			Rec	Yds	Avg	Lg	TD	No	Pct
2019	Philadelphia	7/3	28	254	9.1	38	1	310	26%
2020	Philadelphia	16/10	53	419	7.9	32t	6	791	70%
Totals		23/13	81	673	8.3	38	7	---	---

PLAYOFFS

2019	Philadelphia	1/1	3	24	8.0	16	0	50	72%
Totals		1/1	3	24	8.0	16	0	---	---

ADDITIONAL STATISTICS

Fumbles/Lost: 2/0 - 2020 (2/0) Rushing: 3-1 - 2020 (2-(-4)), 2019 (1-5)

Passing: 1-15 - 2020 (1-15) Punt Returns: 28-158 - 2020 (21-134), 2019 (7-24)

Special Teams Tackles: 1 - 2019 (1)

CAREER HIGHS

Receptions	8	9/27/20 vs. Cin.
Receiving Yards	72	9/27/20 vs. Cin.
Receiving Long	38	12/22/19 vs. Dal.
Receiving TDs	2	12/20/20 at Ari.

First job: Worked in a car shop ... **Favorite movie:** *Rush Hour 2* ... **Favorite TV shows:** *Martin* and *The Fresh Prince of Bel-Air* ... **Favorite music:** Drake and Lil Wayne ... **Favorite meal:** "I'm from down south, so I like fried chicken and cornbread and greens." ... **Favorite throwback jerseys:** Earl Campbell, Houston Oilers; Michael Jordan, Chicago Bulls



2020 SEASON - EAGLES

- ▶ Registered career highs in receptions (53), receiving yards (419) and receiving TDs (6) ... Led the team in both receptions and receiving TDs ... Also returned 21 punts for 134 yards
- ▶ Posted a career-high 2 receiving TDs at Ari. (12/20/20) ... Became the first undrafted Eagles WR to record multiple receiving TDs in a single game since **Greg Lewis** on 10/2/06 vs. Green Bay
- ▶ Caught a 32-yard TD thrown by **Jalen Hurts** to erase a fourth-and-18 during the fourth quarter at GB (12/6/20)
- ▶ Led the offense with career highs in receptions (8) and yards (72) and produced a 29-yard TD vs. Cin. (9/27/20)

2019 SEASON - EAGLES

- ▶ Totaled 28 receptions for 254 yards and 1 TD ... Promoted from the practice squad to the active roster in Week 12 and led all Eagles WRs in receptions and yards over the last 6 games of the regular season ... Also added 18 receiving first downs
- ▶ With 0:26 remaining in regulation, hauled in the game-winning, 4-yard TD pass from **Carson Wentz** in the 37-27 win at Was. (12/15/19) ... Finished with 7 receptions for 61 yards ... Became the first Eagle to record a game-winning score in the fourth quarter/OT as their first career TD since **Freddie Solomon** caught a 2-yard TD pass from **Ty Detmer** with 1:56 remaining on 9/7/97 vs. Green Bay (W, 10-9)

AAF HIGHLIGHTS

- ▶ Posted 22 receptions for 214 yards and added 1 punt return TD with the AAF's San Antonio Commanders in 2019

COLLEGE HIGHLIGHTS

- ▶ Produced the most rushing yards (2,375) by a QB in Houston history and tied for the most rushing TDs (39) ... Also finished 3rd in school history in total yards (11,080), 4th in passing yards (8,705) and 5th in passing TDs (52)
- ▶ From 2015-16, only two NCAA FBS QBs totaled 6,000+ passing yards and 1,500+ rushing yards: Ward and **Deshawn Watson**
- ▶ Threw for 3,557 yards, 22 TDs and a 141.7 efficiency rating en route to second-team All-AAC honors as a senior in 2016
- ▶ Earned second-team All-AAC accolades as a junior in 2015 ... Became the first Houston QB to post 1,000+ rushing yards (1,108) in a season ... Ranked 5th nationally with 21 rushing TDs, which are the most in school single-season history

BIRDSEED

- ▶ Majored in kinesiology at Houston
- ▶ Attended John Tyler (TX) High School ... As a senior, led Texas' Class 4A with 4,202 passing yards and 39 TDs against 5 INTs, while also adding 861 rushing yards and 13 TDs on 170 carries ... During his junior year, posted 3,596 passing yards and 32 TDs against 5 INTs and rushed 2017 times for 1,212 yards and 18 TDs

2020 GAME-BY-GAME STATISTICS (PHI)										
Date	Opp	GP/S	RECEIVING					SNAPS		
			Rec	Yds	Avg	Lg	TD	No	Pct	
Sep 13	at Was	L	1/0	5	31	6.2	11	0	30	44%
Sep 20	LAR	L	1/1	1	5	5.0	5	0	13	18%
Sep 27	Cin	T	1/1	8	72	9.0	29t	1	76	84%
Oct 4	at SF	W	1/0	4	38	9.5	20	0	48	77%
Oct 11	at Pit	L	1/1	4	26	6.5	11	1	41	69%
Oct 18	Bal	L	1/1	2	19	9.5	13	0	58	81%
Oct 22	NYG	W	1/1	5	42	8.4	14	1	77	95%
Nov 1	Dal	W	1/1	3	10	3.3	6	0	59	94%
Nov 15	at NYG	L	1/1	5	39	7.8	16	0	42	63%
Nov 22	at Cle	L	1/0	3	9	3.0	4	0	46	68%
Nov 30	Sea	L	1/0	1	3	3.0	3	0	48	68%
Dec 6	at GB	L	1/0	3	57	19.0	32t	1	44	71%
Dec 13	NO	W	1/1	2	20	10.0	14	0	51	74%
Dec 20	at Ari	L	1/1	4	15	3.8	12	2	44	53%
Dec 27	at Dal	L	1/0	2	27	13.5	17	0	66	90%
Jan 3	Was	L	1/1	1	6	6.0	6	0	48	71%
Totals			16/10	53	419	7.9	32t	6	791	70%



2019 GAME-BY-GAME STATISTICS (PHI)												
Date	Opp	GP/S	RECEIVING					SNAPS				
			Rec	Yds	Avg	Lg	TD	No	Pct			
Sep 8	Was	W	---	EAGLES PRACTICE SQUAD								
Sep 15	at Atl	L	---	EAGLES PRACTICE SQUAD								
Sep 22	Det	L	1/0	0	0	---	--	0	2	3%		
Sep 26	at GB	W	---	EAGLES PRACTICE SQUAD								
Oct 6	NYJ	W	---	EAGLES PRACTICE SQUAD								
Oct 13	at Min	L	---	EAGLES PRACTICE SQUAD								
Oct 20	at Dal	L	---	EAGLES PRACTICE SQUAD								
Oct 27	at Buf	W	---	EAGLES PRACTICE SQUAD								
Nov 3	Chi	W	---	EAGLES PRACTICE SQUAD								
Nov 17	NE	L	---	EAGLES PRACTICE SQUAD								
Nov 24	Sea	L	1/0	6	40	6.7	9	0	37	49%		
Dec 1	at Mia	L	1/0	1	5	5.0	5	0	29	41%		
Dec 9	NYG	W	1/0	4	34	8.5	13	0	77	87%		
Dec 15	at Was	W	1/1	7	61	8.7	13	1	58	75%		
Dec 22	Dal	W	1/1	4	71	17.8	38	0	51	71%		
Dec 29	at NYG	W	1/1	6	43	7.2	15	0	56	76%		
Totals			7/3	28	254	9.1	38	1	310	26%		
PLAYOFFS												
Jan 5	Sea	L	1/1	3	24	8.0	16	0	50	72%		
Totals			1/1	3	24	8.0	16	0	50	72%		

TRANSACTIONS

- ▶ **3/29/21** - Signed by PHI to exclusive rights tender ... **11/23/19**
- Signed by PHI to active roster from practice squad ... **9/26/19**
- Signed by PHI to practice squad ... **9/24/19** - Waived by PHI ...
- 9/21/19** - Signed by PHI to active roster from practice squad ...
- 9/1/19** - Signed by PHI to practice squad ... **8/31/19** - Waived by PHI ...
- 4/9/19** - Signed by PHI ... **9/7/18** - Released by PHI from practice squad ...
- 9/2/18** - Signed by PHI to practice squad ... **9/1/18** - Waived by PHI ...
- 2/7/18** - Signed by PHI to reserve/future contract ... **9/18/17** - Signed by PHI to practice squad ...
- 9/12/17** - Released by PHI from practice squad ... **9/3/17** - Signed by PHI to practice squad ...
- 9/2/17** - Waived by PHI ...
- 2017** - Signed by PHI as UDFA



QUEZ WATKINS

WIDE RECEIVER | 16



Height: 6-0 **Weight:** 193 **DOB:** June 9, 1998 (Age 23)

NFL Experience: 2nd Year (2nd with Eagles) **Draft:** D6b-20 (200th overall) by PHI

College: Southern Mississippi **Hometown (HS):** Athens, AL (Athens)

CAREER STATISTICS

			RECEIVING					OFF SNAPS	
Year	Team	GP/S	Rec	Yds	Avg	Lg	TD	No	Pct
2020	Philadelphia	6/0	7	106	15.1	43	1	119	11%
Totals		6/0	7	106	15.1	43	1	---	---

CAREER HIGHS

Receptions	3	12/20/20 at Ari.
Receiving Yards	57	12/27/20 at Dal.
Receiving Long	43	12/27/20 at Dal.
Receiving TDs	1	12/20/20 at Ari.

Hobbies: Playing basketball or PlayStation ... **Bucket list:** Travel to different places ... **Desired talent:** Art ... **Surprisingly good at:** Golf ... **Players he models his game after:** Calvin Ridley, Stefon Diggs and Davante Adams ... **Favorite athlete:** Michael Jordan

2020 GAME-BY-GAME STATISTICS (PHI)

				RECEIVING					SNAPS		
Date	Opp		GP/S	Rec	Yds	Avg	Lg	TD	No	Pct	
Sep 13	at Was	L	0/0	RESERVE/INJURED							
Sep 20	LAR	L	0/0	RESERVE/INJURED							
Sep 27	Cin	T	0/0	RESERVE/INJURED							
Oct 4	at SF	W	0/0	RESERVE/INJURED							
Oct 11	at Pit	L	1/0	0	0	---	--	0	5	8%	
Oct 18	Bal	L	1/0	0	0	---	--	0	15	21%	
Oct 22	NYG	W	0/0	INACTIVE							
Nov 1	Dal	W	0/0	DID NOT PLAY							
Nov 15	at NYG	L	0/0	INACTIVE							
Nov 22	at Cle	L	0/0	INACTIVE							
Nov 30	Sea	L	0/0	INACTIVE							
Dec 6	at GB	L	0/0	INACTIVE							
Dec 13	NO	W	1/0	1	3	3.0	3	0	22	32%	
Dec 20	at Ari	L	1/0	3	40	13.3	32t	1	28	34%	
Dec 27	at Dal	L	1/0	2	57	28.5	43	0	12	16%	
Jan 3	Was	L	1/0	1	6	6.0	6	0	37	54%	
Totals			6/0	7	106	15.1	43	1	119	11%	

2020 SEASON - EAGLES

- ▶ Totaled 7 receptions for 106 yards (15.1 avg.) and 1 TD
- ▶ Registered a career-long 43-yard catch at Dal. (12/27/20)
- ▶ Caught a 32-yard pass from **Jalen Hurts** for his first career TD at Ari. (12/20/20) ... Marked the Eagles' youngest QB-WR duo to connect on a TD in 81 years, when **Davey O'Brien** (22) tossed a 22-yard TD to **Chuck Newton** (22) on 11/12/39 vs. Green Bay

COLLEGE HIGHLIGHTS

- ▶ Played collegiately at Southern Mississippi, where he produced 2,404 yards and 17 TDs on 159 receptions in 35 career games ... His 159 catches were the 2nd-most in school history ... A two-time first-team All-Conference USA selection (2018-19)
- ▶ Finished his senior season in 2019 with the most receiving yards (1,178) in the conference as well as the 2nd-highest receiving average (18.5) (min. 50 receptions) ... Led the team in catches (72), yards (889) and TDs (9) during his junior campaign in 2018

BIRDSEED

- ▶ Attended Athens (AL) High School, where he was a Class 6A All-State selection and two-time All-Limestone County honoree ... As a senior, caught 44 passes for 847 yards and 12 TDs ... Also recorded 34 receptions for 541 yards and 5 TDs his junior year

TRANSACTIONS

- ▶ **10/10/20** - Activated from Reserve/Injured ... **9/6/20** - Placed on Reserve/Injured ... **2020** - Drafted by PHI in 6th round (200th overall)





MILTON WILLIAMS

DEFENSIVE TACKLE | 93



Height: 6-3 **Weight:** 284 **DOB:** April 6, 1999 (Age 22)

NFL Experience: Rookie (1st with Eagles) **Draft:** D3-21 (73rd overall) by PHI

College: Louisiana Tech **Hometown (HS):** Crowley, TX (Crowley)

COLLEGE STATISTICS

Year	College	GP	TACKLES					PASS DEFENSE					FUMBLES			DEF SNAPS		
			Total	Solo	Asst	TFL	Sacks	Int	Yds	Lg	TD	PD	FF	FR	Yds	No	Pct	
2018	Louisiana Tech	7	3	1	2	0	0.0	0	0	--	0	0	0	0	0	0	---	---
2019	Louisiana Tech	13	59	27	32	9	5.5	0	0	--	0	1	0	2	0	---	---	
2020	Louisiana Tech	10	44	21	23	10	4.5	0	0	--	0	0	0	1	0	---	---	
Totals		30	106	49	57	19	10.0	0	0	--	0	1	0	3	0	---	---	



COLLEGE HIGHLIGHTS

- ▶ Registered 106 tackles (49 solo), 19 TFLs, 10.0 sacks and 3 FRs over 30 games during his career at Louisiana Tech
- ▶ Started all 10 games as a junior in 2020 and led the team with a career-high 10 TFLs (3rd in C-USA) and 4.5 sacks (7th in C-USA) ... Earned third-team All-American (*Pro Football Focus*) and first-team All-Conference USA (*Phil Steele*) recognition
- ▶ Totaled 59 tackles (27 solo), 9 TFLs and a career-high 5.5 sacks in 13 games (all starts) during his sophomore season in 2019 ... Collected All-Conference USA Honorable Mention accolades

BIRDSEED

- ▶ Attended Crowley (TX) High School, where he recorded 300 tackles and 22.0 sacks and received District 5A-Region II Defensive MVP honors ... Lettered in both football and basketball
- ▶ Is the son of Milton and Willanette Williams ... Has three siblings: Mishayla, Mia and Malia

TRANSACTIONS

- ▶ **2021** - Drafted by PHI in 3rd round (73rd overall)



RAEQUAN WILLIAMS

DEFENSIVE TACKLE | 61



Height: 6-4 **Weight:** 305 **DOB:** Feb. 14, 1997 (Age 24)
NFL Experience: 2nd Year (2nd with Eagles) **Draft:** UDFA-20 by PHI
College: Michigan State **Hometown (HS):** Chicago, IL (DePaul College Prep)

CAREER STATISTICS

Year	Team	GP/S	TACKLES					PASS DEFENSE					FUMBLES			DEF SNAPS		
			Total	Solo	Asst	TFL	Sacks	Int	Yds	Lg	TD	PD	FF	FR	Yds	No	Pct	
2020	Philadelphia	6/0	5	3	2	1	1.0	0	0	--	0	0	0	0	0	0	98	9%
Totals		6/0	5	3	2	1	1.0	0	0	--	0	0	0	0	0	---	---	

CAREER HIGHS

Tackles	3	12/6/20 at GB
Sacks	1.0	1/3/21 vs. Was.
INTs	--	---
PDs	--	---
FFs	--	---
FRs	--	---

First job: Basketball camp counselor ... **Surprisingly good at:** Baking (specialties include cookies and cake) ... **Desired talent:** Being in a band ... **If he could choose any karaoke song:** "My Girl" - The Temptations ... **If he could witness any moment in history:** "Game 6." (Michael Jordan's series-clinching shot - and final one in a Bulls uniform - against the Utah Jazz in the 1997-98 NBA Finals) ... **Favorite TV show:** *The Wire* ... **Favorite movies:** The Rocky series ... **Favorite music artists:** G Herbo, Kodak Black ... **Favorite meal:** His mom's soul food

2020 SEASON - EAGLES

- ▶ Played in 98 defensive snaps (9%) over six games as a rookie ... Recorded 5 tackles (3 solo), 1 TFL and 1.0 sack

COLLEGE HIGHLIGHTS

- ▶ Appeared in 50 career games (42 starts) over four years at Michigan State ... Totaled 160 tackles, 29 TFLs, 11.5 sacks, 8 PDs and 3 FFs ... Ended his career with 42 consecutive starts ... A two-time All-Big Ten first-team selection (2018 and 2019)

BIRDSEED

- ▶ Earned a bachelor's degree in advertising management
- ▶ Attended DePaul College Prep (IL), where he was a three-time All-Catholic League Red Division selection ... Saw action at DT, DE and RT as a senior, recording 74 tackles (53 solo), 22 TFLs and 8.0 sacks ... Earned first-team All-State honors from *The Chicago Tribune* and *The News-Gazette* ... Also played basketball

TRANSACTIONS

- ▶ **12/9/20** - Signed by PHI to active roster from practice squad ... **12/5/20** - Elevated by PHI from practice squad for Week 13 at Green Bay ... **10/31/20** - Elevated by PHI from practice squad for Week 8 vs. Dallas ... **9/6/20** - Signed by PHI to practice squad ... **9/5/20** - Waived by PHI ... **2020** - Signed by PHI as UDFA

2020 GAME-BY-GAME STATISTICS (PHI)

Date	Opp	GP/S	Tot	Solo	Sk	Int	PD	FF	FR	Snaps	Pct
Sep 13	at Was	L	---	---	---	---	---	---	---	---	---
Sep 20	LAR	L	---	---	---	---	---	---	---	---	---
Sep 27	Cin	T	---	---	---	---	---	---	---	---	---
Oct 4	at SF	W	---	---	---	---	---	---	---	---	---
Oct 11	at Pit	L	---	---	---	---	---	---	---	---	---
Oct 18	Bal	L	---	---	---	---	---	---	---	---	---
Oct 22	NYG	W	---	---	---	---	---	---	---	---	---
Nov 1	Dal	W	1/0	0	0	0.0	0	0	0	16	20%
Nov 15	at NYG	L	---	---	---	---	---	---	---	---	---
Nov 22	at Cle	L	---	---	---	---	---	---	---	---	---
Nov 30	Sea	L	---	---	---	---	---	---	---	---	---
Dec 6	at GB	L	1/0	3	2	0.0	0	0	0	22	36%
Dec 13	NO	W	1/0	0	0	0.0	0	0	0	9	14%
Dec 20	at Ari	L	1/0	0	0	0.0	0	0	0	11	16%
Dec 27	at Dal	L	1/0	1	0	0.0	0	0	0	19	27%
Jan 3	Was	L	1/0	1	1	1.0	0	0	0	21	33%
Totals		6/0	5	3	1.0	0	0	0	0	98	9%





CALEB WILSON

TIGHT END | 83



Height: 6-4 Weight: 240 DOB: July 15, 1996 (Age 25)

NFL Experience: 1st Year (1st with Eagles) Draft: D7-19 (254th overall) by ARI Acquired: W-Was-20

College: UCLA Hometown (HS): Dallas, TX (Serra)

CAREER STATISTICS

Year	Team	GP/S	RECEIVING					OFF SNAPS	
			Rec	Yds	Avg	Lg	TD	No	Pct
2019	Washington	0/0	0	0	---	--	0	0	0%
2020	Philadelphia	5/0	0	0	---	--	0	9	1%
Totals		5/0	0	0	---	--	0	---	---

CAREER HIGHS

Receptions	--	---
Receiving Yards	--	---
Receiving Long	--	---
Receiving TDs	--	---



2020 SEASON - EAGLES

- ▶ Played in a combined 57 snaps on offense (9) and special teams (48) over five games in his debut season with the Eagles

COLLEGE HIGHLIGHTS

- ▶ Appeared in 29 career games (17 starts) at UCLA, recording 114 receptions for 1,675 yards (14.7 avg.) and 5 TDs
- ▶ Earned All-Pac-12 honors in 2018 after starting all 12 games and leading the Bruins with 60 catches and 965 receiving yards, the highest totals ever by a TE in school history

BIRDSEED

- ▶ Is the son of Chris and Tina Wilson and has one sister, Colby ... His father, Chris, was the Eagles' defensive line coach from 2016-18 and a member of the team's **Super Bowl LII**-winning staff

TRANSACTIONS

- ▶ **12/26/20** - Signed by PHI to active roster from practice squad ... **11/30/20** - Elevated by PHI from practice squad for Week 12 vs. Seattle ... **11/21/20** - Elevated by PHI from practice squad as COVID-19 replacement for Week 11 at Cleveland ... **11/14/20** - Elevated by PHI from practice squad for Week 10 at N.Y. Giants ... **9/6/20** - Signed by PHI to practice squad ... **9/4/20** - Waived by PHI ... **8/4/20** - Claimed off waivers by PHI ... **8/3/20** - Waived by WAS ... **12/13/19** - Signed by WAS to active roster from ARI practice squad ... **9/1/19** - Signed by ARI to practice squad ... **8/31/19** - Waived by ARI ... **2019** - Signed by ARI as UDFA

Moment left starstruck: Meeting Kobe and Gianna Bryant after he was drafted during "Mr. Irrelevant Week." ... Got to go to one of Gianna's basketball practices for Mamba Academy ... **If he could play another sport, what position/team:** Small forward, Atlanta Hawks ... **Player he models his game after:** Jordan Reed ... Looked up to him when he changed from QB to TE because he also went through something similar ... **Favorite music:** Rap and R&B, Bino Rideaux ... **Favorite quote:** "Keep going." (something he reminds himself and others of)

2020 GAME-BY-GAME STATISTICS (PHI)												
Date	Opp			GP/S	RECEIVING					SNAPS		
					Rec	Yds	Avg	Lg	TD	No	Pct	
Sep 13	at Was	L	---	EAGLES PRACTICE SQUAD								
Sep 20	LAR	L	---	EAGLES PRACTICE SQUAD								
Sep 27	Cin	T	---	EAGLES PRACTICE SQUAD								
Oct 4	at SF	W	---	EAGLES PRACTICE SQUAD								
Oct 11	at Pit	L	---	EAGLES PRACTICE SQUAD								
Oct 18	Bal	L	---	EAGLES PRACTICE SQUAD								
Oct 22	NYG	W	---	EAGLES PRACTICE SQUAD								
Nov 1	Dal	W	---	EAGLES PRACTICE SQUAD								
Nov 15	at NYG	L	1/0	0	0	---	--	0	0	0%		
Nov 22	at Cle	L	1/0	0	0	---	--	0	0	0%		
Nov 30	Sea	L	1/0	0	0	---	--	0	5	7%		
Dec 6	at GB	L	---	EAGLES PRACTICE SQUAD								
Dec 13	NO	W	---	EAGLES PRACTICE SQUAD								
Dec 20	at Ari	L	---	EAGLES PRACTICE SQUAD								
Dec 27	at Dal	L	1/0	0	0	---	--	0	0	0%		
Jan 3	Was	L	1/0	0	0	---	--	0	4	6%		
Totals			5/0	0	0	---	--	0	9	1%		

2019 GAME-BY-GAME STATISTICS (ARI & WAS)												
Date	Opp			GP/S	RECEIVING					SNAPS		
					Rec	Yds	Avg	Lg	TD	No	Pct	
Sep 8	Det	T	---	CARDINALS PRACTICE SQUAD								
Sep 15	at Bal	L	---	CARDINALS PRACTICE SQUAD								
Sep 22	Car	L	---	CARDINALS PRACTICE SQUAD								
Sep 29	Sea	L	---	CARDINALS PRACTICE SQUAD								
Oct 6	at Cin	W	---	CARDINALS PRACTICE SQUAD								
Oct 13	Atl	W	---	CARDINALS PRACTICE SQUAD								
Oct 20	at NYG	W	---	CARDINALS PRACTICE SQUAD								
Oct 27	at NO	L	---	CARDINALS PRACTICE SQUAD								
Oct 31	SF	L	---	CARDINALS PRACTICE SQUAD								
Nov 10	at TB	L	---	CARDINALS PRACTICE SQUAD								
Nov 17	at SF	L	---	CARDINALS PRACTICE SQUAD								
Dec 1	LAR	L	---	CARDINALS PRACTICE SQUAD								
Dec 8	Pit	L	---	CARDINALS PRACTICE SQUAD								
SIGNED BY WAS TO ACTIVE ROSTER FROM ARI PRACTICE SQUAD (12/13/19)												
Dec 15	Phi	L	0/0	INACTIVE								
Dec 22	NYG	L	0/0	INACTIVE								
Dec 29	at Dal	L	0/0	INACTIVE								
Totals			0/0	0	0	---	--	0	0	0%		



ERIC WILSON

LINEBACKER | 50



Height: 6-1 **Weight:** 230 **DOB:** Sept. 26, 1994 (Age 26)
NFL Experience: 5th Year (1st with Eagles) **Draft:** UDFA-17 by MIN **Acquired:** FA-Min-21
College: Cincinnati **Hometown (HS):** Redford, MI (Lee M. Thurston)

CAREER STATISTICS

Year	Team	GP/S	TACKLES					PASS DEFENSE					FUMBLES			DEF SNAPS	
			Total	Solo	Asst	TFL	Sacks	Int	Yds	Lg	TD	PD	FF	FR	Yds	No	Pct
2017	Minnesota	16/0	8	5	3	0	0.0	0	0	--	0	0	1	0	0	N/A	N/A
2018	Minnesota	16/4	42	31	11	4	2.0	0	0	--	0	0	0	0	0	336	32%
2019	Minnesota	16/6	62	36	26	6	3.0	0	0	--	0	0	0	1	0	379	35%
2020	Minnesota	16/15	122	62	60	8	3.0	3	23	16	0	8	1	2	7	1,034	96%
Totals		64/25	234	134	100	18	8.0	3	23	16	0	8	2	3	7	---	---

PLAYOFFS

2017	Minnesota	2/0	1	0	1	0	0.0	0	0	--	0	0	0	0	0	N/A	N/A
2019	Minnesota	2/2	13	9	4	0	0.0	0	0	--	0	0	0	0	0	65	51%
Totals		4/2	14	9	5	0	0.0	0	0	--	0	0	0	0	0	---	---

ADDITIONAL STATISTICS

Special Teams Tackles: 21 - 2020 (1), 2019 (7), 2018 (8), 2017 (5) **Blocked Punts:** 1 - 2019 (1) **Blocked PATs:** 1 - 2020 (1)

CAREER HIGHS

Tackles	13	11/8/20 vs. Det.
Sacks	2.0	9/22/19 vs. Oak.
INTs	1	3x, last: 11/8/20 vs. Det.
PDs	2	12/25/20 at NO
FFs	1	2x, last: 9/13/20 vs. GB
FRs	1	11/1/20 at GB

Hobbies: Eating great food, reading, seeing nature, traveling ...
First job: Worked at Pizza Hut in high school ... **Surprisingly good at:** "I can actually juggle with ease." ... **Desired talent:** Surfing ...
If he could witness any moment in history: "The Big Bang. I don't know how that'd work, but I think it'd be amazing." ... **Favorite movie:** *Bad Boys* ... **Favorite music:** "I'm a big fan of Kendrick Lamar. I've been listening to African beats and traditional African music a lot lately too." ... **Favorite food:** "When I tell you I love fruits and veggies, I love fruits and veggies."



2020 SEASON - VIKINGS

- ▶ Finished the season as the only NFL player to post 100+ tackles (team-leading, career-high 122), 3.0+ sacks and 3 INTs ... Also had a team-best 8 TFLs with 8 PDs, 1 FF and 2 FRs
- ▶ Registered a career-high 2 PDs at NO (12/25/20)
- ▶ Led the Vikings with 9 tackles (4 solo) and also blocked a PAT attempt by Cowboys K **Greg Zuerlein** vs. Dal. (11/22/20)
- ▶ Produced a career-high 13 tackles (8 solo) and intercepted Lions QB **Matthew Stafford** during the third quarter of the win vs. Det. (11/8/20) ... Also shared a split-sack of Stafford
- ▶ Tallied FRs in back-to-back games vs. Atl. (10/18/20) and at GB (11/1/20) ... Ended the year with a career-high 2 FRs
- ▶ Made 6 tackles (4 solo) while also intercepting and sacking Seahawks QB **Russell Wilson** at Sea. (10/11/20)
- ▶ Recorded 7 tackles (4 solo) and sacked Titans WR **Adam Humphries** on a trick play vs. Ten. (9/27/20)
- ▶ Picked off Colts QB **Philip Rivers** at Ind. (9/20/20)

2019 SEASON - VIKINGS

- ▶ Totaled 62 tackles (36 solo) 3.0 sacks and 1 FR in 379 defensive snaps (35%) ... Also added 7 special teams tackles
- ▶ Posted a season-best 12 tackles (7 solo) and also brought down Bears QB **Mitchell Trubisky** vs. Chi. (12/29/19)
- ▶ Notched 11 tackles (7 solo) and posted a career-high 2.0 sacks against Raiders QB **Derek Carr** in the win vs. Oak. (9/22/19)
- ▶ Blocked a punt by Falcons P **Matt Bosher** in the first quarter vs. Atl. (9/8/19) ... Marked his first career blocked punt

2018 SEASON - VIKINGS

- ▶ Registered 42 tackles (31 solo) and 2.0 sacks in 336 defensive snaps (32%) ... Produced a career-high 8 special teams tackles

2020 GAME-BY-GAME STATISTICS (MIN)												
Date	Opp		GP/S	Tot	Solo	Sk	Int	PD	FF	FR	Snaps	Pct
Sep 13	GB	L	1/1	3	3	0.0	0	0	1	0	44	56%
Sep 20	at Ind	L	1/0	8	5	0.0	1	1	0	0	67	92%
Sep 27	Ten	L	1/1	7	4	1.0	0	0	0	0	75	100%
Oct 4	at Hou	W	1/1	9	3	0.0	0	0	0	0	65	100%
Oct 11	at Sea	L	1/1	6	4	1.0	1	1	0	0	54	100%
Oct 18	Atl	L	1/1	4	0	0.0	0	0	0	1	80	100%
Nov 1	at GB	W	1/1	4	2	0.0	0	0	0	1	74	100%
Nov 8	Det	W	1/1	13	8	0.5	1	1	0	0	75	100%
Nov 16	at Chi	W	1/1	7	4	0.5	0	1	0	0	50	100%
Nov 22	Dal	L	1/1	9	4	0.0	0	0	0	0	66	100%
Nov 29	Car	W	1/1	9	4	0.0	0	0	0	0	65	100%
Dec 6	Jax	W	1/1	11	4	0.0	0	1	0	0	71	100%
Dec 13	at TB	L	1/1	5	2	0.0	0	1	0	0	51	100%
Dec 20	Chi	L	1/1	11	5	0.0	0	0	0	0	64	100%
Dec 25	at NO	L	1/1	9	6	0.0	0	2	0	0	75	100%
Jan 3	at Det	W	1/1	7	4	0.0	0	0	0	0	58	100%
Totals			16/15	122	62	3.0	3	8	1	2	1,034	96%

- ▶ Made 9 tackles (8 solo) and sacked Lions QB **Matthew Stafford** in the fourth quarter of the win at Det. (12/23/18)
- ▶ Sacked Bears QB **Mitchell Trubisky** at Chi. (11/18/18)

2017 SEASON - VIKINGS

- ▶ Played a vital role on special teams as a rookie ... Had 8 tackles (5 solo) and 1 FF on defense as well as 5 special teams stops
- ▶ Recorded his first career FF vs. Cin. (12/17/17)

COLLEGE HIGHLIGHTS

- ▶ Started 24 of 38 career games at Cincinnati ... Led the Bearcats in tackles during both his junior and senior seasons
- ▶ Named first-team All-AAC and the Claude Rust Award winner as the team's MVP as a senior in 2016 ... Also finished this season with a career-best 126 tackles and 3.0 sacks
- ▶ Earned second-team All-AAC honors following his junior campaign in 2015 ... Voted AAC Defensive Player of the Week for an 18-tackle performance against Miami (OH) (9/19/15)

BIRDSEED

- ▶ Attended Lee M. Thurston (MI) High School, where he helped his team to four straight conference titles in football, earning all-state honors ... Also competed in track and basketball

TRANSACTIONS

- ▶ **4/7/21** - Agreed to terms with PHI on 1-year contract ... **5/8/20** - Signed by MIN to 1-year contract ... **2017** - Signed by MIN as UDFA

2019 GAME-BY-GAME STATISTICS (MIN)												
Date	Opp		GP/S	Tot	Solo	Sk	Int	PD	FF	FR	Snaps	Pct
Sep 8	Atl	W	1/0	2	0	0.0	0	0	0	0	7	9%
Sep 15	at GB	L	1/1	4	3	0.0	0	0	0	0	34	48%
Sep 22	Oak	W	1/1	11	7	2.0	0	0	0	0	59	100%
Sep 29	at Chi	L	1/0	0	0	0.0	0	0	0	0	1	1%
Oct 6	at NYG	W	1/0	2	0	0.0	0	0	0	0	14	21%
Oct 13	Phi	W	1/0	1	1	0.0	0	0	0	0	8	13%
Oct 20	at Det	W	1/1	1	0	0.0	0	0	0	0	16	21%
Oct 24	Was	W	1/0	0	0	0.0	0	0	0	0	1	2%
Nov 3	at KC	L	1/0	0	0	0.0	0	0	0	0	1	2%
Nov 10	at Dal	W	1/0	1	1	0.0	0	0	0	0	1	1%
Nov 17	Den	W	1/0	4	3	0.0	0	0	0	1	30	38%
Dec 2	at Sea	L	1/0	9	3	0.0	0	0	0	0	34	45%
Dec 8	Det	W	1/0	1	1	0.0	0	0	0	0	20	28%
Dec 15	at LAC	W	1/1	2	0	0.0	0	0	0	0	22	35%
Dec 23	GB	L	1/1	8	6	0.0	0	0	0	0	56	73%
Dec 29	Chi	L	1/1	12	7	1.0	0	0	0	0	75	100%
Totals			16/6	62	36	3.0	0	0	0	1	379	35%

PLAYOFFS

Jan 5	at NO	W	1/1	3	2	0.0	0	0	0	0	17	30%
Jan 11	at SF	L	1/1	10	7	0.0	0	0	0	0	48	68%
Totals			2/2	13	9	0.0	0	0	0	0	65	51%



2018 GAME-BY-GAME STATISTICS (MIN)

Date	Opp	GP/S	Tot	Solo	Sk	Int	PD	FF	FR	Snaps	Pct
Sep 9	SF	W	1/0	0	0	0.0	0	0	0	2	3%
Sep 16	at GB	T	1/0	2	1	0.0	0	0	0	0	0%
Sep 23	Buf	L	1/0	0	0	0.0	0	0	0	4	6%
Sep 27	at LAR	L	1/0	0	0	0.0	0	0	0	1	2%
Oct 7	at Phi	W	1/0	2	2	0.0	0	0	0	4	7%
Oct 14	Ari	W	1/0	1	1	0.0	0	0	0	3	5%
Oct 21	at NYJ	W	1/0	0	0	0.0	0	0	0	23	32%
Oct 28	NO	L	1/0	1	0	0.0	0	0	0	26	49%
Nov 4	Det	W	1/1	6	5	0.0	0	0	0	63	90%
Nov 18	at Chi	L	1/1	7	5	1.0	0	0	0	57	77%
Nov 25	GB	W	1/0	0	0	0.0	0	0	0	2	4%
Dec 2	at NE	L	1/0	1	1	0.0	0	0	0	1	1%
Dec 10	at Sea	L	1/0	1	1	0.0	0	0	0	0	0%
Dec 16	Mia	W	1/0	2	2	0.0	0	0	0	11	21%
Dec 23	at Det	W	1/1	9	8	1.0	0	0	0	72	96%
Dec 30	Chi	L	1/1	10	5	0.0	0	0	0	67	99%
Totals			16/4	42	31	2.0	0	0	0	336	32%

2017 GAME-BY-GAME STATISTICS (MIN)

Date	Opp	GP/S	Tot	Solo	Sk	Int	PD	FF	FR	Snaps	Pct
Sep 11	NO	W	1/0	0	0	0.0	0	0	0	N/A	N/A
Sep 17	at Pit	L	1/0	2	2	0.0	0	0	0	N/A	N/A
Sep 24	TB	W	1/0	0	0	0.0	0	0	0	N/A	N/A
Oct 1	Det	L	1/0	0	0	0.0	0	0	0	N/A	N/A
Oct 9	at Chi	W	1/0	1	0	0.0	0	0	0	N/A	N/A
Oct 15	GB	W	1/0	0	0	0.0	0	0	0	N/A	N/A
Oct 22	Bal	W	1/0	0	0	0.0	0	0	0	N/A	N/A
Oct 29	at Cle	W	1/0	0	0	0.0	0	0	0	N/A	N/A
Nov 12	at Was	W	1/0	1	0	0.0	0	0	0	N/A	N/A
Nov 19	LAR	W	1/0	1	1	0.0	0	0	0	N/A	N/A
Nov 23	at Det	W	1/0	0	0	0.0	0	0	0	N/A	N/A
Dec 3	at Atl	W	1/0	0	0	0.0	0	0	0	N/A	N/A
Dec 10	at Car	L	1/0	1	0	0.0	0	0	0	N/A	N/A
Dec 17	Cin	W	1/0	2	2	0.0	0	0	1	0	N/A
Dec 23	at GB	W	1/0	0	0	0.0	0	0	0	N/A	N/A
Dec 31	Chi	W	1/0	0	0	0.0	0	0	0	N/A	N/A
Totals			16/0	8	5	0.0	0	0	1	0	N/A

PLAYOFFS

Jan 14	NO	W	1/0	1	0	0.0	0	0	0	N/A	N/A
Jan 21	at Phi	L	1/0	0	0	0.0	0	0	0	N/A	N/A
Totals			2/0	1	0	0.0	0	0	0	0	N/A



2020 EAGLES STATISTICS



[FRONT OFFICE & COACHING STAFF](#)

[PLAYER BIOS](#)

[2020 EAGLES STATS](#)

[RECORD BOOK](#)

[ALL-TIME RESULTS](#)

[ALL-TIME ROSTERS](#)

[HONORS & HISTORY](#)

[YEAR-BY-YEAR STATS](#)

[OFF THE FIELD](#)

REGULAR SEASON RESULTS (4-11-1)

DATE	OPPONENT	RESULT	SCORE	ATTENDANCE
September 13	at Washington	L	17-27	---
September 20	Los Angeles Rams	L	19-37	---
September 27	Cincinnati Bengals	T	23-23	---
October 4	at San Francisco 49ers	W	25-20	---
October 11	at Pittsburgh Steelers	L	29-38	4,708
October 18	Baltimore Ravens	L	28-30	---
October 22	New York Giants	W	22-21	---
November 1	Dallas Cowboys	W	23-9	---
November 15	at New York Giants	L	17-27	---
November 22	at Cleveland Browns	L	17-22	11,133
November 30	Seattle Seahawks	L	17-23	---
December 6	at Green Bay Packers	L	16-30	---
December 13	New Orleans Saints	W	24-21	---
December 20	at Arizona Cardinals	L	26-33	---
December 27	at Dallas Cowboys	L	17-37	30,131
January 3	Washington	L	14-20	---

TEAM STATISTICS

	EAGLES	OPPONENTS
TOTAL FIRST DOWNS	336	340
RUSHING	114	98
PASSING	177	209
PENALTY	45	33
3RD DOWN: MADE/ATTEMPTS	82/220	80/211
3RD DOWN PERCENTAGE	37.3%	37.9%
4TH DOWN: MADE/ATTEMPTS	15/35	7/18
4TH DOWN PERCENTAGE	42.9%	38.9%
POSSESSION AVERAGE	28:58	31:02
TOTAL NET YARDS	5354	5810
AVERAGE PER GAME	334.6	363.1
TOTAL PLAYS	1066	1060
AVERAGE PER PLAY	5.0	5.5
NET YARDS RUSHING	2027	2012
AVERAGE PER GAME	126.7	125.8
TOTAL RUSHES	403	481
NET YARDS PASSING	3327	3798
AVERAGE PER GAME	207.9	237.4
SACKED/YARDS LOST	65/401	49/324
GROSS YARDS	3728	4122
ATTEMPTS/COMPLETIONS	598/334	530/364
COMPLETION PERCENTAGE	55.9	68.7
HAD INTERCEPTED	20	8
PUNTS/AVERAGE	74/45.9	71/46.1
NET PUNTING AVERAGE	40.6	42
PENALTIES/YARDS	107/853	112/1036
FUMBLES/BALL LOST	31/9	21/11
TOUCHDOWNS	42	48
RUSHING	16	20
PASSING	22	27
RETURNS	4	1

SEASON STATISTICS 2020



PASSING

PLAYER	ATT	CMP	YDS	PCT	Y/A	TD	TD%	INT	INT%	LG	SACK	LOST	RATE
Carson Wentz	437	251	2620	57.4%	6.0	16	3.7%	15	3.4%	59	50	326	72.8
Jalen Hurts	148	77	1061	52.0%	7.2	6	4.1%	4	2.7%	81t	13	59	77.5
Nate Sudfeld	12	5	32	41.7%	2.7	0	0.0%	1	8.3%	10	2	16	14.6
Greg Ward	1	1	15	100.0%	15.0	0	0.0%	0	0.0%	15	0	0	118.8
EAGLES	598	334	3728	55.9%	6.2	22	3.7%	20	3.3%	81t	65	401	72.9
OPPONENTS	530	364	4122	68.7%	7.8	27	5.1%	8	1.5%	69	49	324	102.4

RUSHING

PLAYER	ATT	YDS	AVG	LG	TD
Miles Sanders	164	867	5.3	82t	6
Boston Scott	80	374	4.7	56t	1
Jalen Hurts	63	354	5.6	24	3
Carson Wentz	52	276	5.3	40	5
Corey Clement	21	75	3.6	7	1
Jordan Howard	7	27	3.9	11	0
Jalen Reagor	4	26	6.5	19	0
Jason Huntley	5	19	3.8	10	0
Nate Sudfeld	2	12	6.0	12	0
DeSean Jackson	1	12	12.0	12	0
John Hightower	1	1	1.0	1	0
Zach Ertz	0	0	0.0	0	0
Greg Ward	2	-4	-2.0	2	0
Adrian Killins	1	-12	-12.0	-12	0
EAGLES	403	2027	5.0	82t	16
OPPONENTS	481	2012	4.2	80	20

RECEIVING

PLAYER	REC	YDS	AVG	LG	TD
Greg Ward	53	419	7.9	32t	6
Dallas Goedert	46	524	11.4	41	3
Travis Fulgham	38	539	14.2	42t	4
Zach Ertz	36	335	9.3	42	1
Jalen Reagor	31	396	12.8	55	1
Miles Sanders	28	197	7.0	28	0
Boston Scott	25	212	8.5	18t	1
Richard Rodgers	24	345	14.4	33t	2
DeSean Jackson	14	236	16.9	81t	1
John Hightower	10	167	16.7	59	0
Quez Watkins	7	106	15.1	43	1
Alshon Jeffery	6	115	19.2	39	1
Corey Clement	5	25	5.0	12	0
J.J. Arcega-Whiteside	4	85	21.3	37	0
Deontay Burnett	3	19	6.3	10	0
Jason Croom	1	3	3.0	3t	1
Jalen Hurts	1	3	3.0	3	0
Adrian Killins	1	2	2.0	2	0
Jason Huntley	1	0	0.0	0	0
Hakeem Butler	0	0	0.0	0	0
EAGLES	334	3728	11.2	81t	22
OPPONENTS	364	4122	11.3	69	27

FIELD GOALS

PLAYER	1-19	20-29	30-39	40-49	50+	TOTAL
Jake Elliott	0/0	1/3	6/6	5/5	2/5	14/19
EAGLES	0/0	1/3	6/6	5/5	2/5	14/19
OPPONENTS	0/0	4/4	7/7	14/17	2/4	27/32

PUNTING

PLAYER	NO	YDS	AVG	NET	TB	IN 20	LG	BLK
Cameron Johnston	71	3318	46.7	40.6	6	26	66	1
Jake Elliott	2	77	38.5	38.5	0	1	42	0
EAGLES	74	3395	45.9	40.6	6	27	66	1
OPPONENTS	71	3271	46.1	42.0	3	28	71	0

KICKOFF RETURNS

PLAYER	NO	YDS	AVG	LG	TD
Boston Scott	28	590	21.1	46	0
Jason Huntley	2	36	18.0	20	0
Corey Clement	1	22	22.0	22	0
EAGLES	31	648	20.9	46	0
OPPONENTS	26	581	22.3	37	0

PUNT RETURNS

PLAYER	NO	FC	YDS	AVG	LG	TD
Greg Ward	21	22	134	6.4	22	0
Jalen Reagor	4	4	94	23.5	73t	1
DeSean Jackson	1	1	2	2.0	2	0
EAGLES	26	27	230	8.8	73t	1
OPPONENTS	43	13	274	6.4	20	0

SCORING

PLAYER	TD	RUSH	REC	RET	PAT	FG	2 PT	SAF	PTS
Jake Elliott	0	0	0	0	24/26	14/19	0	0	66
Miles Sanders	6	6	0	0	---	---	2	1	40
Greg Ward	6	0	6	0	---	---	1	0	38
Carson Wentz	5	5	0	0	---	---	0	0	30
Travis Fulgham	4	0	4	0	---	---	0	0	24
Jalen Hurts	3	3	0	0	---	---	0	0	18
Dallas Goedert	3	0	3	0	---	---	0	0	18
Jalen Reagor	2	0	1	1	---	---	1	0	14
Boston Scott	2	1	1	0	---	---	0	0	12
Richard Rodgers	2	0	2	0	---	---	0	0	12
Zach Ertz	1	0	1	0	---	---	1	0	8
J.J. Arcega-Whiteside	1	0	0	1	---	---	1	0	8
Quez Watkins	1	0	1	0	---	---	0	0	6
Jason Croom	1	0	1	0	---	---	0	0	6
Corey Clement	1	1	0	0	---	---	0	0	6
Alex Singleton	1	0	0	1	---	---	0	0	6
DeSean Jackson	1	0	1	0	---	---	0	0	6
Rodney McLeod	1	0	0	1	---	---	0	0	6
Alshon Jeffery	1	0	1	0	---	---	0	0	6
John Hightower	0	0	0	0	---	---	1	0	2
EAGLES	42	16	22	4	24/26	14/19	7	1	334
OPPONENTS	48	20	27	1	45/47	27/32	0	2	418

SCORE BY QUARTERS	Q1	Q2	Q3	Q4	OT	TOTAL
EAGLES	62	103	58	111	0	334
OPPONENTS	88	119	97	114	0	418

DEFENSE

PLAYER	TOTAL	SOLO	ASST	TFL	SACKS	QPH	INT	PD	FF	FR
Alex Singleton	119	87	32	5	2.0	6	1	1	0	2
Jalen Mills	105	74	31	8	1.5	6	1	3	1	0
Rodney McLeod	94	59	35	4	0.0	1	1	9	0	2
Darius Slay	77	66	11	1	0.0	1	1	10	0	0
T. J. Edwards	65	44	21	5	2.0	2	1	1	1	0
Brandon Graham	53	37	16	15	8.0	31	0	0	2	1
Nathan Gerry	50	34	16	3	1.0	1	0	2	0	0
Avonte Maddox	50	41	9	1	0.0	0	0	7	0	0
Marcus Epps	49	37	12	0	0.0	0	2	6	0	0
Nickell Robey-Coleman	49	39	10	1	0.0	0	0	2	1	1
Fletcher Cox	48	32	16	8	6.5	20	0	0	2	0
Duke Riley	45	34	11	2	0.5	0	1	1	1	0
Josh Sweat	45	27	18	7	6.0	19	0	2	2	0
Malik Jackson	42	24	18	7	2.5	28	0	2	0	1
Derek Barnett	40	28	12	9	5.5	26	0	0	0	0
Javon Hargrave	38	24	14	5	4.5	18	0	0	0	1
Cre'Von LeBlanc	25	19	6	1	1.0	1	0	3	1	1
Vinny Curry	23	13	10	3	3.0	21	0	0	0	1
K'Von Wallace	22	15	7	0	0.0	1	0	0	0	0
Michael Jacquet	18	15	3	0	1.0	0	0	3	1	0
Genard Avery	14	10	4	4	1.5	7	0	1	0	0
Will Parks	11	11	0	2	0.0	0	0	0	0	0
Hassan Ridgeway	11	8	3	1	1.0	2	0	0	0	0
Grayland Arnold	10	6	4	1	0.0	0	0	1	0	0
T.Y. McGill	9	4	5	3	0.5	3	0	0	0	0
Kevon Seymour	7	5	2	0	0.0	0	0	0	0	0
Shaun Bradley	6	4	2	1	0.0	0	0	0	0	0
Davion Taylor	5	4	1	0	0.0	0	0	0	0	0
Raequan Williams	5	4	1	1	1.0	2	0	0	0	0
Blake Countess	4	3	1	0	0.0	0	0	0	0	0
Rudy Ford	4	3	1	1	0.0	0	0	0	0	0
Trevor Williams	4	4	0	0	0.0	0	0	1	0	0
Rashad Smith	3	3	0	0	0.0	0	0	0	0	0
Joe Bachie	2	2	0	0	0.0	0	0	0	0	0
Jameson Houston	1	1	0	0	0.0	0	0	0	0	0
Joe Ostman	1	1	0	0	0.0	0	0	0	0	0
TOTALS	1,154	822	332	99	49.0	196	8	55	12	10

INTERCEPTIONS

PLAYER	NO	YDS	AVG	LG	TD
Marcus Epps	2	0	0.0	0	0
Alex Singleton	1	30	30.0	30t	1
Darius Slay	1	25	25.0	25	0
Rodney McLeod	1	21	21.0	21	0
T.J. Edwards	1	13	13.0	13	0
Duke Riley	1	7	7.0	7	0
Jalen Mills	1	5	5.0	5	0
EAGLES	8	101	12.6	30t	1
OPPONENTS	20	132	6.6	50t	1

DEFENSIVE LEADERS	
SACKS	
Brandon Graham	8.0
Fletcher Cox	6.5
Josh Sweat	6.0
Derek Barnett	5.5
Javon Hargrave	4.5
TACKLES FOR LOSS	
Brandon Graham	15
Derek Barnett	9
Fletcher Cox	8
Jalen Mills	8
<i>Two players tied</i>	7
QB PRESSURES & HITS	
Brandon Graham	31
Malik Jackson	28
Derek Barnett	26
Vinny Curry	21
Fletcher Cox	20
PASSES DEFENSED	
Darius Slay	10
Rodney Mcleod	9
Avonte Maddox	7
Marcus Epps	6
<i>Several players tied</i>	3
FORCED FUMBLES	
Fletcher Cox	2
Brandon Graham	2
Josh Sweat	2
<i>Several players tied</i>	1
FUMBLE RECOVERIES	
Rodney McLeod	2
Alex Singleton	2
<i>Several players tied</i>	1

SPECIAL TEAMS TACKLES	
PLAYER	NO
Rudy Ford	13
Shaun Bradley	12
Marcus Epps	11
Duke Riley	11
Corey Clement	10
Alex Singleton	9
T.J. Edwards	8
Rick Lovato	8
Davion Taylor	8
K'Von Wallace	6
Grayland Arnold	3
Richard Rodgers	3
Genard Avery	2
Nathan Gerry	2
Michael Jacquet	2
Craig James	2
Will Parks	2
Josh Sweat	2
Hakeem Butler	1
Jake Elliott	1
Rodney McLeod	1
Joe Ostman	1
Elijah Riley	1
Kevon Seymour	1
TOTALS	120

WEEKLY NFL RANKINGS

WEEK	OFFENSE			DEFENSE		
	Rush	Pass	Total	Rush	Pass	Total
Week 1	30	T-21	29	5	3	1
Week 2	29	23	28	22	5	9
Week 3	17	24	24	9	7	5
Week 4	18	27	28	12	17	10t
Week 5	18	26	28	17	10	13
Week 6	12	26	27	21t	12	16
Week 7	15	24	25	24	7	12
Week 8	13	27	27	24	4	10
Week 9	13	27	27	24	4	10
Week 10	10	27	27	26	6	11
Week 11	12	28	26	25	6	10
Week 12	13	27	28	23t	8	9
Week 13	14	28	29	25	6	13
Week 14	9	28	26	24	9	14
Week 15	10	27	22	23t	16	20
Week 16	9	27	22	24	20t	21
Week 17	9	28	24t	23	15	19

RED ZONE DRIVES

	TOTAL	TD	FG	MFG	DOWN	FUM	INT	CLOCK	PTS	TD%	SCORE%
EAGLES	46	28	6	2	1	2	4	1	209	60.9	73.9
OPPONENTS	51	33	9	0	3	2	2	2	257	64.7	82.3

GOAL-TO-GO DRIVES

	TOTAL	TD	FG	MFG	DOWN	FUM	INT	CLOCK	PTS	TD%	SCORE%
EAGLES	29	23	1	1	2	1	1	0	159	79.3	82.8
OPPONENTS	38	28	4	0	3	2	1	0	207	73.7	84.2

LONGEST DRIVES

	EAGLES	OPPONENTS
MOST PLAYS	16 (twice) at SF (10/4/20) 16-62 (7:31), FG	16 vs LAR (9/20/20) 16-68 (5:49), FG
MOST YARDS	96 vs NO (12/13/20) 4-96 (0:38), TD	99 at GB (12/6/20) 7-99(4:21), TD
MOST TIME	8:11 vs NO (12/13/20) 13-39 (8:11), Downs	8:13 vs WAS (1/3/21) 15-91 (8:13), TD

LONGEST TOUCHDOWN DRIVES

	EAGLES	OPPONENTS
MOST PLAYS	15 vs Sea (11/30/20) 15-75 (5:15)	Twice; last: 15 vs WAS (1/3/21) 15-91 (8:13)
MOST YARDS	96 vs NO (12/13/20) 4-96 (0:38)	99 at GB (12/6/20) 7-99 (4:21)
MOST TIME	6:59 vs Cin. (9/27/20) 16-82 (6:59)	8:13 vs WAS (1/3/21) 15-91 (8:13)

REPLAY CHALLENGES – EAGLES (4 CHALLENGES, 2 OVERTURNED), OPPONENTS (1 CHALLENGE, 1 OVERTURNED)

GAME-BY-GAME OFFENSE

GAME	SCORE				1ST DOWN				3RD DOWN		4TH DOWN		NET YARDS			TO	PEN	PEN YDS	TOP	
	PTS	OPP PTS	DIFF	OT	TOTAL	RUSH	PASS	PEN	CONV	ATT	CONV	ATT	TOTAL	RUSH	PASS					
Sep 13	at Was	17	27	-10	---	19	3	13	3	5	14	0	2	265	57	208	3	3	20	30:39
Sep 20	LAR	19	37	-18	---	25	11	13	1	7	12	0	1	363	121	242	3	5	30	28:47
Sep 27	Cin	23	23	0	0	27	12	11	4	10	21	0	0	381	175	206	2	11	93	37:44
Oct 4	at SF	25	20	5	---	18	6	9	3	4	13	2	2	267	93	174	1	3	25	29:29
Oct 11	at Pit	29	38	-9	---	20	4	14	2	10	14	0	1	336	94	242	2	9	84	25:17
Oct 18	Bal	28	30	-2	---	19	6	10	3	3	12	1	3	364	134	170	1	3	20	23:30
Oct 22	NYG	22	21	1	---	27	8	16	3	4	13	1	2	442	96	346	1	7	75	32:38
Nov 1	Dal	23	9	14	---	18	6	8	4	3	8	0	3	222	119	103	4	4	28	27:10
Nov 15	at NYG	17	27	-10	---	22	9	11	2	0	9	1	3	346	156	190	0	11	74	28:17
Nov 22	at Cle	17	22	-5	---	19	6	11	2	2	12	2	2	315	106	209	3	5	33	28:16
Nov 30	Sea	17	23	-6	---	18	4	11	3	8	17	0	3	250	70	221	1	9	79	27:03
Dec 6	at GB	16	30	-14	---	17	7	8	2	4	13	1	1	278	117	161	1	4	40	28:21
Dec 13	NO	24	21	3	---	21	11	7	3	4	13	2	4	413	246	167	1	6	27	30:16
Dec 20	at Ari	26	33	-7	---	26	5	18	3	6	18	3	4	422	117	305	0	9	69	32:13
Dec 27	at Dal	17	37	-20	---	24	9	12	3	7	17	1	2	477	151	326	3	12	115	29:22
Jan 3	Was	14	20	-6	---	16	7	5	4	5	14	1	2	216	118	98	3	6	41	29:12
TOTALS		334	418	-84	0	336	114	177	45	82	220	15	35	5354	2027	3327	29	107	853	28:58

GAME-BY-GAME DEFENSE

GAME	SCORE				1ST DOWN				3RD DOWN		4TH DOWN		NET YARDS			TO	PEN	PEN YDS	TOP	
	PTS	OPP PTS	DIFF	OT	TOTAL	RUSH	PASS	PEN	CONV	ATT	CONV	ATT	TOTAL	RUSH	PASS					
Sep 13	at Was	27	17	10	--	18	5	11	2	5	18	1	2	239	80	159	0	7	55	29:21
Sep 20	LAR	37	19	18	---	30	11	17	2	7	12	1	1	449	191	258	1	4	24	31:13
Sep 27	Cin	23	23	0	0	24	2	19	3	3	13	0	0	304	48	256	0	9	73	32:16
Oct 4	at SF	20	25	-5	---	25	4	20	1	5	11	0	1	417	116	301	3	6	42	30:31
Oct 11	at Pit	38	29	9	---	25	7	13	5	11	15	0	0	367	136	231	1	8	86	34:43
Oct 18	Bal	20	28	2	---	17	7	10	0	6	16	0	0	355	182	173	0	12	132	36:30
Oct 22	NYG	21	22	-1	---	17	6	8	3	3	10	0	0	325	160	165	3	9	62	27:22
Nov 1	Dal	9	23	-14	---	21	10	10	1	4	16	2	4	265	133	132	2	7	68	32:50
Nov 15	at NYG	27	17	10	---	22	7	12	3	5	14	1	2	382	151	231	0	7	64	31:43
Nov 22	at Cle	22	17	5	---	17	7	9	1	4	14	0	2	324	137	187	1	3	53	31:44
Nov 30	Sea	23	17	6	---	20	4	11	5	2	10	0	2	301	76	225	0	8	83	32:57
Dec 6	at GB	30	16	14	---	20	6	14	0	5	12	1	1	437	149	288	0	5	30	31:39
Dec 13	NO	21	24	-3	---	20	5	15	0	5	12	0	1	358	96	262	2	8	52	29:44
Dec 20	at Ari	33	26	7	---	26	4	19	3	3	10	1	2	526	103	423	3	9	83	27:47
Dec 27	at Dal	37	17	20	---	22	7	13	2	6	13	0	0	513	151	362	1	5	73	30:38
Jan 3	Was	20	14	6	---	16	6	8	2	6	15	0	0	248	103	145	2	5	56	30:48
TOTALS		418	334	84	0	340	98	209	33	80	211	7	18	5810	2012	3798	19	112	1036	58:10

EAGLES GAME-BY-GAME LEADERS

GAME	PASS YARDS	RUSH YARDS	RECEPTIONS	REC YARDS	TOUCHDOWNS	TACKLES	SACKS
Sep 13 at Was	C. Wentz - 270	B. Scott - 35	D. Goedert - 8	D. Goedert - 101	Two players - 1	A. Maddox - 9	J. Sweat - 1.0
Sep 20 LAR	C. Wentz - 242	M. Sanders - 95	D. Jackson - 6	D. Jackson - 64	Two players - 1	J. Mills - 14	B. Graham - 1.0
Sep 27 Cin	C. Wentz - 225	M. Sanders - 95	G. Ward - 11	G. Ward - 72	Two players - 1	R. McLeod - 10	Two players - 2.0
Oct 4 at SF	C. Wentz - 193	M. Sanders - 46	Two players - 4	T. Fulgham - 57	Three players - 1	R. McLeod - 13	Several players-1.0
Oct 11 at Pit	C. Wentz - 258	M. Sanders - 80	T. Fulgham - 10	T. Fulgham - 152	Miles Sanders - 2	D. Riley - 11	Two players - 0.5
Oct 18 Bal	C. Wentz - 213	M. Sanders - 118	T. Fulgham - 6	T. Fulgham - 75	C. Wentz - 2	A. Singleton - 9	B. Graham - 2.0
Oct 22 NYG	C. Wentz - 359	B. Scott - 46	R. Rodgers - 6	R. Rodgers - 85	Three players - 1	N. Gerry - 7	Several players-1.0
Nov 1 Dal	C. Wentz - 123	B. Scott - 70	T. Fulgham - 6	T. Fulgham - 78	Two players - 1	T.J. Edwards - 9	Several players-1.0
Nov 15 at NYG	C. Wentz - 208	M. Sanders - 85	G. Ward - 5	R. Rodgers - 60	Two players - 1	A. Singleton - 12	Two players - 1.0
Nov 22 at Cle	C. Wentz - 235	M. Sanders - 66	D. Goedert - 5	D. Goedert - 77	Two players - 1	A. Singleton - 9	Three players - 1.0
Nov 30 Sea	C. Wentz - 215	C. Wentz - 42	D. Goedert - 7	D. Goedert - 75	Two players - 1	D. Slay - 9	Two players - 1.0
Dec 6 at GB	J. Hurts - 109	M. Sanders - 31	D. Goedert - 5	D. Goedert - 66	Two players - 1	A. Singleton - 12	Two players - 1.0
Dec 13 NO	J. Hurts - 167	M. Sanders - 115	Two players - 4	J. Reagor - 46	M. Sanders - 2	A. Singleton - 11	Two players - 2.0
Dec 20 at Ari	J. Hurts - 338	M. Sanders - 64	J. Reagor - 5	T. Ertz - 69	G. Ward - 2	A. Singleton - 11	Two players - 0.5
Dec 27 at Dal	J. Hurts - 342	J. Hurts - 69	M. Sanders - 4	D. Jackson - 81	Two players - 1	A. Singleton - 8	Two players - 1.0
Jan 3 Was	J. Hurts - 72	B. Scott - 65	Z. Ertz - 3	Arcega-Whiteside - 40	J. Hurts - 2	A. Singleton - 14	Three players - 1.0

OPPONENT GAME-BY-GAME LEADERS

GAME	PASS YARDS	RUSH YARDS	RECEPTIONS	REC YARDS	TOUCHDOWNS	TACKLES	SACKS
Sep 13 at Was	D. Haskins - 178	A. Gibson - 36	T. McLaurin - 5	T. McLaurin - 61	P. Barber - 2	Two players - 8	R. Kerrigan - 2.0
Sep 20 LAR	J. Goff - 267	D. Henderson - 81	Two players - 5	C. Kupp - 81	T. Higbee - 3	M. Kiser - 16	---
Sep 27 Cin	J. Burrow - 312	J. Mixon - 49	T. Boyd - 10	T. Boyd - 125	T. Higgins - 2	C. Dunlap - 9	C. Lawson - 2.0
Oct 4 at SF	N. Mullens - 200	J. McKinnon - 54	G. Kittle - 15	G. Kittle - 183	Four players - 1	K. Alexander - 9	Two players - 1.0
Oct 11 at Pit	B. Roethlisberger-239	R. McCloud - 63	C. Claypool - 7	C. Claypool - 110	C. Claypool - 3	M. Hilton - 8	S. Tuitt - 1.5
Oct 18 Bal	L. Jackson - 186	L. Jackson - 108	M. Brown - 4	M. Brown - 57	Three players - 1	M. Humphrey - 8	C. Campbell - 3.0
Oct 22 NYG	D. Jones - 187	D. Jones - 92	Two players - 6	S. Shepard - 59	Three players - 1	B. Martinez - 9	Three players - 1.0
Nov 1 Dal	B. DiNucci - 180	E. Elliott - 63	M. Gallup - 7	M. Gallup - 61	---	Two players - 7	Four players - 1.0
Nov 15 at NYG	D. Jones - 244	D. Jones - 64	S. Shepard - 6	D. Slayton - 93	W. Gallman - 2	J. Peppers - 7	Two players - 1.0
Nov 22 at Cle	B. Mayfield - 204	N. Chubb - 114	Three players - 3	K. Hodge - 73	Two players - 1	A. Sendejo - 6	O. Vernon - 3.0
Nov 30 Sea	R. Wilson - 230	C. Carson - 41	D. Metcalf - 10	D. Metcalf - 177	Two players - 1	J. Adams - 9	Five players - 1.0
Dec 6 at GB	A. Rodgers - 295	A. Jones - 130	D. Adams - 10	D. Adams - 121	D. Adams -2	C. Kirksey - 7.0	K. Keke - 2.0
Dec 13 NO	T. Hill - 291	A. Kamara - 50	M. Thomas - 8	M. Thomas -84	Three players - 1	Two players - 7	---
Dec 20 at Ari	K. Murray - 406	C. Edmonds - 47	D. Hopkins -9	D. Hopkins - 169	Four players - 1	Z. Allen - 11	D. Gardeck - 2.0
Dec 27 at Dal	A. Dalton - 377	E. Elliott - 105	M. Gallup - 6	Two players - 121	M. Gallup -2	J. Smith - 11	R. Gregory - 1.5
Jan 3 Was	A. Smith - 162	A. Gibson - 75	T. McLaurin -7	C. Sims - 43	Two players - 1	J. Bostic - 8	Three players - 1.0

EAGLES DRIVE EFFICIENCY

DRIVES ENDED BY...

GAME	QUARTERBACK	DRIVES	TD	FG	MFG	PUNT	DOWN	INT	FUM	SAF	CLOCK	PTS	PTS/DR	DR %	
Sep 13	at Was	C. Wentz	15	2	1	1	5	2	2	1	0	1	17	1.13	20.0
Sep 20	LAR	C. Wentz	10	2	2	0	2	1	2	1	0	0	19	1.9	40.0
Sep 27	Cin	C. Wentz	13	2	3	0	6	0	2	0	0	0	23	1.77	38.5
Oct 4	at SF	C. Wentz	10	2	1	0	6	0	1	0	0	0	17	1.7	30.0
Oct 11	at Pit	C. Wentz	10	4	0	1	2	0	2	0	0	1	29	2.9	40.0
Oct 18	Bal	C. Wentz	14	4	0	1	6	2	0	1	0	0	28	2.0	28.6
Oct 22	NYG	C. Wentz	13	3	1	1	5	1	1	0	0	1	22	1.69	30.8
Nov 1	Dal	C. Wentz	11	2	0	0	2	2	2	2	0	1	13	1.18	18.2
Nov 15	at NYG	C. Wentz	10	2	1	0	5	2	0	0	0	0	17	1.7	30.0
Nov 22	at Cle	C. Wentz	13	2	1	0	6	0	2	1	1	0	17	1.31	23.1
Nov 30	Sea	C. Wentz	11	2	1	0	5	2	1	0	0	0	17	1.5	27.3
Dec 6	at GB	C. Wentz	5	0	1	0	3	0	0	0	0	1	3	0.6	20.0
		J. Hurts	4	1	0	0	2	0	1	0	0	0	7	1.75	25.0
		TOTAL	9	1	1	0	5	0	1	0	0	1	10	1.1	22.2
Dec 13	NO	J. Hurts	12	3	1	1	3	2	0	1	0	1	24	2.0	33.3
Dec 20	at Ari	J. Hurts	13	4	0	0	5	1	0	0	1	1	26	2.0	30.8
Dec 27	at Dal	J. Hurts	13	2	1	0	5	1	2	1	0	1	17	1.3	23.1
Jan 3	Was	J. Hurts	9	2	0	0	4	1	1	0	0	1	14	1.5	22.2
		N. Sudfeld	4	0	0	0	1	0	1	1	0	1	0	0.0	0.0
		TOTAL	13	2	0	0	5	1	2	1	0	2	14	1.1	15.4
		C. Wentz	135	27	12	4	53	12	15	6	1	5	222	1.64	28.9
		J. Hurts	51	12	2	1	19	5	4	2	1	4	88	1.72	27.4
		N. Sudfeld	4	0	0	0	1	0	1	0	1	0	0.0	0.0	
		TOTAL	190	39	14	5	73	17	20	9	2	10	310	1.63	27.9

OPPONENT DRIVE EFFICIENCY

DRIVES ENDED BY...

GAME	QUARTERBACK	DRIVES	TD	FG	MFG	PUNT	DOWN	INT	FUM	SAF	CLOCK	PTS	PTS/DR	DR %	
Sep 13	at Was	D. Haskins	15	3	2	1	7	1	0	0	0	1	27	1.80	33.3
Sep 20	LAR	J. Goff	10	5	1	0	2	0	0	0	0	2	37	3.70	60.0
Sep 27	Cin	J. Burrow	15	2	3	0	7	0	0	0	0	3	23	1.53	33.3
Oct 4	at SF	N. Mullens	10	2	0	0	4	0	2	1	0	1	14	1.4	20.0
		C. Beathard	2	1	0	0	0	1	0	0	0	0	6	3.0	50.0
		TOTAL	12	2	0	0	4	1	2	1	0	1	20	1.7	25.0
Oct 11	at Pit	B. Roethlisberger	10	5	1	0	2	0	0	1	0	1	38	3.8	60.0
Oct 18	Bal	L. Jackson	14	3	3	0	7	0	0	0	0	1	30	2.14	42.9
Oct 22	NYG	D. Jones	13	3	0	0	6	0	1	2	0	1	21	1.61	23.1
Nov 1	Dal	B. DiNucci	12	0	3	1	3	1	0	3	1	1	9	0.75	25.0
Nov 15	at NYG	D. Jones	11	3	2	0	4	1	0	0	0	1	27	2.5	45.5
Nov 22	at Cle	B. Mayfield	13	1	2	1	5	2	0	1	0	1	13	1.0	23.1
Nov 30	Sea	R. Wilson	12	2	3	0	3	2	0	0	0	2	23	1.9	41.7
Dec 6	at GB	A. Rodgers	10	4	1	0	4	0	0	0	0	1	30	3.0	50.0
Dec 13	NO	T. Hill	11	3	0	2	4	0	1	1	0	0	21	1.9	27.3
Dec 20	at Ari	K. Murray	13	4	1	0	3	1	1	2	0	1	33	2.5	38.5
Dec 27	at Dal	A. Dalton	13	4	3	0	4	0	1	0	0	1	37	2.8	53.8
Jan 3	Was	A. Smith	12	2	2	0	6	0	2	0	0	0	20	1.7	33.3
		TOTAL	196	46	27	5	71	9	8	11	1	18	409	2.1	37.2

EAGLES THIRD DOWNS

GAME	1	2	3	4	5	6	7	8	9	10+	TOTAL
Sep 13 at Was	0-0	2-2	0-1	0-1	0-1	0-0	1-2	1-1	0-0	1-6	5-14
Sep 20 LAR	0-0	2-3	2-2	1-1	0-1	1-2	0-0	0-1	0-0	1-2	7-12
Sep 27 Cin	2-2	0-0	3-5	1-1	0-0	1-1	0-3	1-2	1-2	1-5	10-21
Oct 4 at SF	2-2	1-1	1-1	0-0	0-0	0-2	0-0	0-4	0-2	0-1	4-13
Oct 11 at Pit	2-2	0-0	1-1	2-2	0-2	0-0	0-0	1-1	1-1	3-5	10-14
Oct 18 Bal	0-0	0-1	0-0	0-0	0-2	1-2	0-0	1-1	0-1	1-5	3-12
Oct 22 NYG	1-3	0-0	1-1	1-1	0-0	0-0	0-3	0-1	0-2	1-2	4-13
Nov 1 Dal	2-2	0-0	1-2	0-0	0-0	0-2	0-1	0-0	0-0	0-1	3-8
Nov 15 at NYG	0-2	0-0	0-1	0-0	0-0	0-0	0-0	0-0	0-0	0-6	0-9
Nov 22 at Cle	0-0	2-2	0-2	0-1	0-0	0-1	0-1	0-1	0-2	0-2	2-12
Nov 30 Sea	1-1	3-4	1-1	1-1	1-2	0-0	1-2	0-1	0-1	0-4	8-17
Dec 6 at GB	1-1	0-0	0-0	2-2	0-0	1-1	0-1	0-1	0-0	0-7	4-13
Dec 13 NO	0-0	1-1	0-1	2-4	0-1	0-0	1-1	0-1	0-1	0-3	4-13
Dec 20 at Ari	1-2	1-1	0-1	0-1	1-1	0-2	1-1	0-2	0-0	2-7	6-18
Dec 27 at Dal	2-3	1-2	1-2	1-3	1-2	0-0	0-0	0-0	1-1	0-4	7-17
Jan 3 Was	2-2	1-2	0-1	0-2	0-1	1-1	1-2	0-0	0-0	0-3	5-14
TOTALS	16-22	14-19	11-22	11-20	3-13	5-14	5-17	4-17	3-13	10-63	82-220
	(72.7%)	(73.7%)	(50.0%)	(55.0%)	(23.1%)	(35.7%)	(29.4%)	(23.5%)	(23.1%)	(15.9%)	(37.3%)

OPPONENT THIRD DOWNS

GAME	1	2	3	4	5	6	7	8	9	10+	TOTAL
Sep 13 at Was	1-1	0-3	1-2	0-2	0-0	1-2	0-0	1-2	1-2	0-4	5-18
Sep 20 LAR	1-1	2-2	2-2	0-0	0-0	1-2	0-1	0-0	1-2	0-2	7-12
Sep 27 Cin	0-0	1-2	0-1	0-1	0-0	1-1	0-1	0-1	0-0	1-6	3-13
Oct 4 at SF	2-2	0-0	0-0	0-0	1-1	1-1	1-1	0-0	0-0	0-6	5-11
Oct 11 at Pit	1-1	1-1	0-0	4-4	1-1	2-2	0-0	1-1	0-0	1-5	11-15
Oct 18 Bal	1-1	0-1	1-1	0-1	1-1	0-0	0-1	0-0	0-2	3-8	6-16
Oct 22 NYG	0-0	1-1	0-0	0-0	1-1	0-0	0-2	0-0	1-1	0-5	3-10
Nov 1 Dal	2-3	0-0	0-0	1-2	0-1	0-1	1-2	0-0	0-0	0-7	4-16
Nov 15 at NYG	2-3	1-3	1-1	0-1	1-2	0-0	0-0	0-0	0-1	0-3	5-14
Nov 22 at Cle	1-1	0-1	0-0	1-2	0-3	0-0	1-2	0-1	0-1	1-3	4-14
Nov 30 Sea	0-0	0-0	0-1	0-1	1-1	0-0	0-1	0-0	0-1	1-5	2-10
Dec 6 at GB	0-1	0-0	2-2	2-2	1-1	0-1	0-1	0-0	0-0	0-4	5-12
Dec 13 NO	1-2	0-0	0-1	0-0	1-2	2-3	0-0	0-2	1-1	0-1	5-12
Dec 20 at Ari	0-1	1-2	0-0	0-1	0-1	0-0	1-1	1-1	0-0	0-3	3-10
Dec 27 at Dal	0-1	1-2	2-3	2-4	0-1	0-0	0-0	0-0	1-1	0-1	6-13
Jan 3 Was	2-2	0-0	0-1	0-2	1-3	1-2	0-1	1-1	0-0	1-3	6-15
TOTALS	14-20	8-18	9-15	10-23	9-19	9-15	4-14	4-9	5-12	8-66	80-211
	(70.0%)	(44.4%)	(60.0%)	(43.5%)	(47.4%)	(60.0%)	(28.6%)	(44.4%)	(41.7%)	(12.1%)	(37.9%)

TAKEAWAYS

GAME	TURNOVER	STARTING LOS	POINT OF TURNOVER	RESULTING LOS	QUARTER	RESULT (POINTS)	
Sep 13	at Was	---	---	---	---	---	
Sep 20	LAR	---	---	---	---	---	
Sep 27	Cin	---	---	---	---	---	
Oct 4	at SF	*R. McLeod INT (N. Mullens)	PHI 14	PHI 6	N/A	2	Punt (0)
		M. Jackson FR (C. LeBlanc FF of N. Mullens)	SF 45	SF 42	N/A	4	Touchdown (7)
		+A. Singleton INT (N. Mullens)	SF 25	SF 30	N/A	4	Touchdown (7)
Oct 11	at Pit	C. LeBlanc FR (D. Riley FF of B. Roethlisberger)	PIT 49	PHI 39	N/A	4	Missed FG (0)
Oct 18	Bal	---	---	---	---	---	
Oct 22	NYG	J. Mills INT (D. Jones)	PHI 47	PHI 39	N/A	2	Interception (0)
		R. McLeod FR (J. Sweat FF of D. Lewis)	NYG 35	NYG 39	N/A	2	Missed FG (0)
		V. Curry FR (B. Graham FF of D. Jones)	NYG 23	NYG 17	N/A	4	End of Game (0)
Nov 1	Dal	*B. Graham FR (B. Graham FF of B. DiNucci)	PHI 7	PHI 17	N/A	1	Touchdown (7)
		+R. McLeod FR (T. Edwards FF of B. DiNucci)	PHI 21	PHI 31	N/A	4	Touchdown (6)
Nov 15	at NYG	---	---	---	---	---	
Nov 22	at Cle	A. Singleton FR (F. Cox FF of B. Mayfield)	CLV 30	CLV 20	N/A	3	Touchdown (7)
Nov 30	Sea	---	---	---	---	---	
Dec 6	at GB	---	---	---	---	---	
Dec 13	NO	D. Riley INT (T. Hill)	NO 39	NO 39	N/A	2	Field Goal (3)
		J. Hargrave FR (J. Sweat FF of T. Hill)	PHI 42	PHI 48	N/A	4	Touchdown (7)
Dec 20	at Ari	*A. Singleton FR (M. Jacquet FF of D. Hopkins)	PHI 9	PHI 5	N/A	1	Safety (0)
		N. Robey-Coleman FR (N. Robey-Coleman FF of K. Murray)	AZ 30	AZ 19	N/A	2	Touchdown (7)
		*(TB) M. Epps INT (K. Murray)	PHI 7	PHI 0	N/A	3	Touchdown (6)
Dec 27	at Dal	D. Slay INT (A. Dalton)	DAL 27	PHI 47	N/A	3	Clock (0)
Jan 3	Was	M. Epps INT (A. Smith)	WAS 20	WAS 15	N/A	3	Downs (0)
		T. Edwards INT (A. Smith)	PHI 41	PHI 28	N/A	4	Fumble (0)

TOTALS: 17 takeaways resulting in 57 points

L.O.S. Line of scrimmage * Red zone play + Touchdown return (ST) Special teams play (TB) Touchback (OFF) Offensive recovery

GIVEAWAYS

GAME	TURNOVER	STARTING LOS	POINT OF TURNOVER	RESULTING LOS	QUARTER	RESULT (POINTS)	
Sep 13	at Was	F. Moreau INT (C. Wentz)	PHI 28	PHI 45	PHI 45	2	Touchdown (7)
		J. Moreland INT (C. Wentz)	PHI 45	WAS 48	PHI 20	3	Touchdown (7)
		R. Kerrigan FR (D. Payne FF of C. Wentz)	PHI 25	PHI 22	PHI 16	4	Downs (0)
Sep 20	LAR	K.Young FR (M. Kiser FF of M. Sanders)	PHI 35	PHI 41	PHI 41	1	Touchdown (7)
		D. Williams INT (C. Wentz)	LA 21	LA -2	LA 20	3	Field Goal (3)
		T. Hill INT (C. Wentz)	PHI 36	PHI 42	PHI 42	4	End of Game (0)
Sep 27	Cin	L. Wilson INT (C. Wentz)	PHI 48	CIN 44	CIN 44	1	Punt (0)
		L. Sims INT (C. Wentz)	PHI 28	PHI 44	PHI 44	3	Field Goal (3)
Oct 4	at SF	A. Al-Shaair INT (C. Wentz)	SF 39	SF 35	SF 35	1	Punt (0)
Oct 11	at Pit	S. Nelson INT (C. Wentz)	PHI 15	PHI 26	PHI 23	3	Touchdown (7)
		S. Nelson INT (C. Wentz)	PHI 15	PIT 25	PIT 25	4	End of Game (0)
Oct 18	Bal	C. Clark FR (D. Elliott FF of C. Wentz)	PHI 30	PHI 35	PHI 33	1	Touchdown (7)
Oct 22	NYG	*J. Bradberry INT (C. Wentz)	NYG 20	NYG -4	NYG 20	2	Punt (0)
Nov 1	Dal	D. Wilson FR (D. Wilson FF of C. Wentz)	PHI 35	PHI 25	PHI 25	1	Fumble (0)
		D. Armstrong FR (L. Vander Esch FF of C. Wentz)	DAL 44	PHI 48	PHI 46	2	Field Goal (3)
		(TB) T. Diggs INT (C. Wentz)	DAL 34	DAL -5	DAL 20	2	Punt (0)
		T. Diggs INT (C. Wentz)	PHI 49	DAL -2	DAL 31	3	Missed Field Goal (0)
Nov 15	at NYG	---	---	---	---	---	
Nov 22	at Cle	*K. Joseph FR (C. Malveaux FF of M. Sanders)	CLV 5	CLV 4	CLV 4	1	Downs (0)
		+S. Takitaki INT (C. Wentz)	CLV 46	CLV 50	---	2	Touchdown (7)
		*D. Ward INT (C. Wentz)	CLV 10	CLV 3	CLV 3	4	Punt (0)
Nov 30	Sea	Q. Diggs INT (C. Wentz)	SEA 15	SEA -1	SEA 20	4	Punt (0)
Dec 6	at GB	D. Savage INT (J.Hurts)	GB 33	GB 30	GB 34	4	End of Game (0)
Dec 13	NO	M. Jenkins FR (K. Alexander FF of J. Hurts)	PHI 48	NO 49	NO 49	4	Touchdown (7)
Dec 20	at Ari	---	---	---	---	---	
Dec 27	at Dal	*(TB) A. Brown INT (J. Hurts)	DAL 17	DAL 0	DAL 20	4	Punt (0)
		*J. Smith FR (R. Gregory FF of J. Hurts)	DAL 18	DAL 15	DAL 13	4	Touchdown (7)
		T. Diggs INT (J. Hurts)	DAL 41	DAL 21	DAL 31	4	End of Game (0)
Jan 3	Was	K. Curl INT (J. Hurts)	PHI 25	PHI 32	PHI 32	1	Field Goal (3)
		J. Reaves INT (N. Sudfeld)	PHI 16	WAS 45	WAS 45	4	Interception (0)
		C. Young FR (N. Sudfeld)	PHI 46	PHI 42	PHI 35	4	Field Goal (3)

TOTALS: 29 giveaways resulting in 71 points

L.O.S. Line of scrimmage * Red zone play + Touchdown return (ST) Special teams play (TB) Touchback (OFF) Offensive recovery

EAGLES 20+ YARD PLAYS

PASSING (20+ YARDS)

81	Jalen Hurts to DeSean Jackson (12/27/20 at DAL)
59	Carson Wentz to John Hightower (10/22/20 vs NYG)
55	Carson Wentz to Jalen Reagor (9/13/20 at Was.)
50	Carson Wentz to John Hightower (10/18/20 vs. Bal)
43	Jalen Hurts to Quez Watkins (12/27/20 at DAL)
42	Jalen Hurts to Zach Ertz (12/20/20 at Ari)
42	Carson Wentz to Travis Fulgham (10/4/20 at SF)
41	Carson Wentz to Dallas Goedert (12/6/20 at GB)
40	Carson Wentz to Travis Fulgham (10/22/20 vs NYG)
39	Jalen Hurts to Alshon Jeffery (12/20/20 at Ari)
39	Jalen Hurts to Jalen Reagor (12/13/20 vs NO)
37	Carson Wentz to J.J. Arcega-Whiteside (10/11/20 at Pit.)
34	Jalen Hurts to Jalen Reagor (12/6/20 at GB)
34	Carson Wentz to Dallas Goedert (9/13/20 at Was.)
33	Carson Wentz to Richard Rodgers (11/30/20 vs SEA)
32	Jalen Hurts to Quez Watkins (12/20/20 at Ari)
32	Jalen Hurts to Greg Ward (12/6/20 at GB)
32	Carson Wentz to Dallas Goedert (11/22/20 at Cle)
32	Carson Wentz to Travis Fulgham (11/2/20 vs. DAL)
31	Carson Wentz to Travis Fulgham (10/11/20 at Pit)
30	Jalen Hurts to J.J. Arcega-Whiteside (1/3/21 vs. WAS)
30	Carson Wentz to Richard Rodgers (10/22/20 vs NYG)
30	Carson Wentz to Zach Ertz (9/27/20 vs. Cin.)
29	Carson Wentz to Richard Rodgers (11/22/20 at Cle)
29	Carson Wentz to Greg Ward (9/27/20 vs. Cin.)
28	Carson Wentz to Miles Sanders (10/4/20 at SF)
27	Jalen Hurts to Zach Ertz (12/20/20 at Ari)
27	Carson Wentz to Dallas Goedert (11/30/20 vs SEA)
27	Carson Wentz to DeSean Jackson (9/13/20 at Was.)
26	Jalen Hurts to Miles Sanders (12/20/20 at Ari)
25	Carson Wentz to DeSean Jackson (9/20/20 vs LAR)
24	Jalen Hurts to Alshon Jeffery (12/20/20 at Ari)
24	Carson Wentz to Travis Fulgham (10/11/20 at Pit.)
23	Jalen Hurts to Dallas Goedert (12/27/20 at DAL)
23	Jalen Hurts to Jalen Reagor (12/20/20 at Ari)
23	Carson Wentz to Richard Rodgers (10/4/20 at SF)
23	Carson Wentz to Dallas Goedert (9/13/20 at Was.)
22	Jalen Hurts to Alshon Jeffery (12/27/20 at DAL)
22	Carson Wentz to Dallas Goedert (11/22/20 at Cle)
22	Carson Wentz to Richard Rodgers (11/15/20 at NYG)
22	Carson Wentz to Miles Sanders (9/20/20 vs LAR)
21	Carson Wentz to Richard Rodgers (11/15/20 at NYG)
20	Jalen Hurts to Zach Ertz (12/6/20 at GB)
20	Carson Wentz to Travis Fulgham (10/11/20 at Pit.)
20	Carson Wentz to Greg Ward (10/4/20 at SF)

RUSHING (20+ YARDS)

82	Miles Sanders (12/13/20 vs NO)
81	Miles Sanders (10/18/20 vs. Bal)
74	Miles Sanders (10/11/20 at Pit.)
56	Boston Scott (11/15/20)
40	Carson Wentz (10/18/20 vs. Bal)
29	Jalen Hurts (12/13/20 vs NO)
27	Carson Wentz (9/27/20 vs. Cin.)
26	Miles Sanders (10/18/20 vs. Bal)
24	Carson Wentz (9/27/20 vs. Cin.)
20	Boston Scott (1/3/21 vs. WAS)
20	Jalen Hurts (12/27/20 at DAL)
20	Carson Wentz (11/30/20 vs. SEA)
20	Jalen Hurts (10/18/20 vs. Bal)

OPPONENT 20+ YARD PLAYS

PASSING (20+ YARDS)

69	Andy Dalton to Amari Cooper (12/27/20 at DAL)
55	Andy Dalton to Michael Gallup (12/27/20 at DAL)
52	Andy Dalton to CeeDee Lamb (12/27/20 at DAL)
52	Russell Wilson to DK Metcalf (11/30/20 vs SEA)
45	Kyler Murray to DeAndre Hopkins (12/20/20 at Ari)
44	Kyler Murray to DeAndre Hopkins (12/20/20 at Ari)
43	Baker Mayfield to Rashard Higgins (11/22/20 at Cle)
42	Kyler Murray to Maxx Williams (12/20/20 at Ari)
42	Aaron Rodgers to Davante Adams (12/6/20 at GB)
42	Baker Mayfield to KhaDarel Hodge (11/22/20 at Cle)
42	Joe Burrow to Giovani Bernard (9/27/20 vs. Cin.)
40	Daniel Jones to Darius Slayton (11/15/20 at NYG)
39	Daniel Jones to Golden Tate (10/22/20 vs NYG)
38	Daniel Jones to Golden Tate (11/15/20 at NYG)
38	Nick Mullens to George Kittle (10/4/20 at SF)
37	Taysom Hill to Emmanuel Sanders (12/13/20 vs NO)
36	Aaron Rodgers to Mercedes Lewis (12/6/20 at GB)
35	Andy Dalton to Amari Cooper (12/27/20 at DAL)
35	Ben Roethlisberger to Chase Claypool (10/11/20 at Pit.)
32	Kyler Murray to KeeSean Johnson (12/20/20 at Ari)
32	Lamar Jackson to Willie Snead (10/18/20 vs. Bal)
32	Ben Roethlisberger to Chase Claypool (10/11/20 at Pit.)
31	Taysom Hill to Tre'Quan Smith (12/13/20 vs NO)
31	Aaron Rodgers to Allen Lazard (12/6/20 at GB)
31	Russell Wilson to DK Metcalf (11/30/20 vs SEA)
29	Daniel Jones to Sterling Shepard (10/22/20 vs NYG)
28	Nick Mullens to George Kittle (10/4/20 at SF)
28	Jared Goff to Tyler Higbee (9/20/20 vs LAR)
28	Jared Goff to Darrell Henderson (9/20/20 vs LAR)
27	Daniel Jones to Sterling Shepard (11/15/20 at NYG)
26	Andy Lee to Ezekiel Turner (12/20/20 at Ari)
25	Kyler Murray to Dan Arnold (12/20/20 at Ari)
25	Aaron Rodgers to Robert Tonyan (12/6/20 at GB)
25	Joe Burrow to Tyler Boyd (9/27/20 vs. Cin.)
24	Aaron Rodgers to Davante Adams (12/6/20 at GB)
24	Joe Burrow to Tyler Boyd (9/27/20 vs. Cin.)
24	Jared Goff to Cooper Kupp (9/20/20 vs LAR)
23	Kyler Murray to Dan Arnold (12/20/20 at Ari)
22	Taysom Hill to Michael Thomas (12/13/20 vs NO)
22	Daniel Jones to Darius Slayton (11/15/20 at NYG)
21	Andy Dalton to Michael Gallup (12/27/20 at DAL)
21	Kyler Murray to Dan Arnold (12/20/20 at Ari)
21	Baker Mayfield to Austin Hooper (11/22/20 at Cle)
21	Jared Goff to Van Jefferson (9/20/20 vs LAR)
21	Jared Goff to Cooper Kupp (9/20/20 vs LAR)
21	Dwayne Haskins to Terry McLaurin (9/13/20 at Was.)
20	Kyler Murray to DeAndre Hopkins (12/20/20 at Ari)
20	Taysom Hill to Tre'Quan Smith (12/13/20 vs NO)
20	Taysom Hill to Jared Cook (12/13/20 vs NO)
20	Lamar Jackson to Marquise Brown (10/18/20 vs Bal)

20	Nick Mullens to George Kittle (10/4/20 at SF)
20	C.J. Beathard to Kendrick Bourne (10/4/20 at SF)
20	Jared Goff to Josh Reynolds (9/20/20 vs LAR)

RUSHING (20+ YARDS)

80	Daniel Jones (10/22/20 vs NYG)
77	Aaron Jones (12/6/20 at GB)
58	Ray Ray McCloud (10/11/20 at Pit.)
54	Nick Chubb (11/22/20 at Cle)
40	Darrell Henderson (9/20/20 vs LAR)
38	Brandon Aiyuk (10/4/20 at SF)
37	Lamar Jackson (10/18/20 vs. Bal)
34	Daniel Jones (11/15/20 at NYG)
31	Ezekiel Elliott (12/27/20 at DAL)
25	James Conner (10/11/20 at Pit.)
24	Lamar Jackson (10/18/20 vs. Bal)
24	Dwayne Haskins (9/13/20 at Was.)
21	Lamar Jackson (10/18/20 vs. Bal)
20	Antonio Gibson (9/13/20 at Was.)

GAME-BY-GAME STARTERS 2020



	OFFENSE											
	QB	RB	WR	WR	WR	TE	TE	LT	LG	C	RG	RT
@Was	Wentz	Scott	Jackson	Reagor	---	Ertz	Goedert	Peters	Seumalo	Kelce	Herbig	Driscoll
LAR	Wentz	Sanders	Jackson	Reagor	Ward	Ertz	---	Peters	Seumalo	Kelce	Herbig	Johnson
Cin	Wentz	Sanders	Jackson	Ward	Hightower	Ertz	---	Peters	Herbig	Kelce	Pryor	Johnson
@SF	Wentz	Sanders	Fulgham	Hightower	---	Ertz	Rodgers	Mailata	Herbig	Kelce	Pryor	Johnson
@Pit	Wentz	Sanders	Fulgham	Hightower	Ward	Ertz	---	Mailata	Herbig	Kelce	Pryor	Johnson
Bal	Wentz	Sanders	Fulgham	Hightower	Ward	Ertz	---	Mailata	Herbig	Kelce	Brown	Driscoll
NYG	Wentz	Scott	Jackson	Fulgham	Ward	Rodgers	---	Mailata	Opeta	Kelce	Herbig	Johnson
Dal	Wentz	Scott	Fulgham	Reagor	Ward	Goedert	---	Peters	Herbig	Kelce	Pryor	Mailata
@NYG	Wentz	Sanders	Fulgham	Reagor	Ward	Goedert	---	Peters	Opeta	Kelce	Pryor	Johnson
@Cle	Wentz	Sanders	Fulgham	Reagor	---	Goedert	Rodgers	Peters	Seumalo	Kelce	Pryor	Johnson
Sea	Wentz	Sanders	Jeffery	Reagor	---	Goedert	Rodgers	Mailata	Seumalo	Kelce	Peters	Pryor
@GB	Wentz	Sanders	Jeffery	Reagor	---	Ertz	Goedert	Mailata	Seumalo	Kelce	Peters	Driscoll
NO	Hurts	Sanders	Reagor	Ward	---	Ertz	Goedert	Mailata	Seumalo	Kelce	Herbig	Driscoll
@Ari	Hurts	Sanders	Reagor	Ward	---	Ertz	Goedert	Mailata	Seumalo	Kelce	Herbig	Pryor
@Dal	Hurts	Howard	Jackson	Reagor	---	Ertz	Goedert	Mailata	Seumalo	Kelce	Herbig	Pryor
Was	Hurts	Scott	Fulgham	Reagor	Ward	Ertz	---	Pryor	Seumalo	Kelce	Herbig	Toth

	DEFENSE											
	DE	DT	DT	DE	OLB	MLB	OLB	CB	CB	CB/S/LB	S	S
@Was	Graham	Cox	Jackson	Curry	Gerry	Edwards	---	Slay	Maddox	LeBlanc	McLeod	Mills
LAR	Graham	Cox	Jackson	Sweat	Gerry	Edwards	---	Slay	Maddox	Epps	McLeod	Mills
Cin	Graham	Cox	Jackson	Sweat	Gerry	Edwards	Riley	Slay	Maddox	---	McLeod	Mills
@SF	Graham	Cox	Jackson	Sweat	Gerry	Edwards	Riley	Slay	Mills	---	McLeod	Wallace
@Pit	Graham	Cox	Hargrave	Barnett	Gerry	Riley	---	Slay	Mills	Robey-Coleman	McLeod	Epps
Bal	Graham	Cox	Jackson	Barnett	Gerry	Singleton	---	Slay	Robey-Coleman	Parks	McLeod	Mills
NYG	Graham	Cox	Hargrave	Barnett	Gerry	Singleton	---	Slay	Robey-Coleman	Parks	McLeod	Mills
Dal	Graham	Cox	Hargrave	Barnett	Singleton	Edwards	Riley	Slay	Maddox	---	McLeod	Mills
@NYG	Graham	Cox	Hargrave	Barnett	Singleton	Edwards	Riley	Slay	Maddox	---	McLeod	Mills
@Cle	Graham	Cox	Hargrave	Barnett	Singleton	Edwards	Riley	Parks	---	Taylor	McLeod	Mills
Sea	Graham	Cox	Hargrave	Barnett	Singleton	Edwards	Riley	Slay	Maddox	---	McLeod	Mills
@GB	Graham	Cox	Hargrave	Barnett	Singleton	Edwards	---	Slay	Maddox	Robey-Coleman	McLeod	Mills
NO	Graham	Cox	Hargrave	Barnett	Singleton	Riley	---	Slay	Maddox	Robey-Coleman	McLeod	Mills
@Ari	Graham	Cox	Hargrave	Barnett	Singleton	Edwards	---	Jacquet	Robey-Coleman	Wallace	Epps	Mills
@Dal	Graham	Cox	Hargrave	Curry	Singleton	Edwards	---	Slay	Jacquet	Robey-Coleman	Epps	Mills
Was	Graham	Jackson	Hargrave	Curry	Singleton	Edwards	---	Slay	Ford	Arnold	Epps	Wallace

PARTICIPATION CHART 2020



PLAYER	@Was	LAR	Cin	@SF	@Pit	Bal	NYG	Dal	@NYG	@Cle	Sea	@GB	NO	@Ari	@Dal	Was	G/S	IA	DNP
Arcega-Whiteside, J.J.	P	P	P	IA	P	P	P	P	IA	CV	CV	IA	DNP	IA	IA	P	8/0	5	1
Arnold, Grayland	PS	PS	P	P	P	PS	PS	PS	PS	PS	PS	P	IA	IA	P	S	6/0	2	---
Avery, Genard	P	IA	P	P	P	P	P	IR	IR	IR	P	IA	P	P	P	P	11/0	2	---
Bachie, Joe	X	X	X	X	X	X	X	X	X	X	X	X	P	P	P	P	4/0	---	---
Barnett, Derek	IA	P	P	P	DE	DE	DE	DE	DE	DE	DE	DE	DE	DE	IA	IA	13/10	3	---
Bradley, Shaun	P	P	P	P	P	P	P	P	P	P	P	P	P	P	P	IR	15/0	---	---
Brooks, Brandon	PUP	PUP	PUP	PUP	PUP	PUP	PUP	PUP	PUP	PUP	PUP	PUP	PUP	PUP	PUP	PUP	0/0	---	---
Brown, Jamon	X	IA	IA	DNP	DNP	RG	P	PS	PS	PS	PS	PS	X	X	X	X	2/1	2	2
Burnett, Deontay	PS	PS	P	P	PS	PS	PS	PS	PS	CV	CV	PS	PS	PS	PS	PS	2/0	---	---
Butler, Hakeem	X	X	X	IA	IA	P	P	X	PS	PS	PS	PS	PS	PS	PS	PS	2/0	2	---
Clement, Corey	P	P	P	P	P	P	P	P	P	CV	P	P	P	P	P	P	15/0	---	---
Countess, Blake	X	X	X	X	X	X	X	X	X	X	X	X	X	P	PS	P	2/0	---	---
Cox, Fletcher	DT	DT	DT	DT	DT	DT	DT	DT	DT	DT	DT	DT	DT	DT	DT	IA	15/15	1	---
Croom, Jason	X	X	X	PS	P	P	P	P	PS	PS	PS	PS	PS	PS	PS	DNP	4/0	---	1
Curry, Vinny	DE	IR	IR	IR	IR	P	P	P	P	CV	P	P	P	P	DE	DE	11/3	---	---
Dillard, Andre	IR	IR	IR	IR	IR	IR	IR	IR	IR	IR	IR	IR	IR	IR	IR	IR	0/0	---	---
Driscoll, Jack	RT	P	P	P	P	RT	IA	IA	P	P	P	RT	RT	IR	IR	IR	11/4	2	---
Edwards, T.J.	MLB	MLB	MLB	MLB	IR	IR	IR	MLB	MLB	MLB	MLB	MLB	IA	MLB	MLB	MLB	12/12	1	---
Elliott, Jake	P	P	P	P	P	P	P	P	P	P	P	P	P	P	P	P	16/0	---	---
Epps, Marcus	P	S	P	P	S	IA	P	P	CV	P	P	P	P	S	S	S	14/5	1	---
Ertz, Zach	TE	TE	TE	TE	TE	TE	IR	IR	IR	IR	IR	TE	TE	TE	TE	TE	11/11	---	---
Ford, Rudy	P	P	IA	P	IR	IR	IR	P	P	IA	IA	IA	IA	P	P	CB	8/1	5	---
Fulgham, Travis	PS	PS	PS	WR	WR	WR	WR	WR	WR	WR	P	P	P	P	P	WR	13/8	---	---
Gerry, Nathan	OLB	OLB	OLB	OLB	OLB	MLB	MLB	IR	IR	IR	IR	IR	IR	IR	IR	IR	7/7	---	---
Goedert, Dallas	TE	P	P	IR	IR	IR	IR	TE	TE	TE	TE	TE	TE	TE	TE	IA	11/9	1	---
Graham, Brandon	DE	DE	DE	DE	DE	DE	DE	DE	DE	DE	DE	DE	DE	DE	DE	DE	16/16	---	---
Hall, Daeshon	PUP	PUP	PUP	PUP	PUP	PUP	PUP	X	X	X	X	X	X	X	X	X	0/0	---	---
Hargrave, Javon	IA	P	P	P	DT	P	DT	DT	DT	DT	DT	DT	DT	DT	DT	DT	15/11	1	---
Herbig, Nate	RG	RG	LG	RG	LG	LG	RG	LG	P	IA	P	P	RG	RG	RG	RG	15/12	1	---
Hightower, John	P	P	WR	WR	WR	WR	P	P	P	P	P	P	IA	IA	IA	P	13/4	3	---
Holyfield, Elijah	PS	PS	PS	PS	PS	PS	PS	PS	PS	P	PS	PS	PS	PS	PS	PS	1/0	---	---
Houston, Jameson	X	X	X	X	X	X	X	X	X	X	PS	PS	P	P	PS	P	3/0	---	---
Howard, Jordan	X	X	X	X	X	X	X	X	X	X	PS	P	PS	PS	RB	PS	2/1	---	---
Huntley, Jason	P	IA	IA	DNP	IA	P	P	P	IA	IA	IA	IA	IA	IA	IA	P	5/0	10	1
Hurts, Jalen	IA	P	P	P	P	P	P	P	P	P	P	P	QB	QB	QB	QB	15/4	1	---
Jackson, DeSean	WR	WR	WR	IA	IA	IA	WR	IR	IR	IR	IR	IR	IR	IR	WR	IA	5/5	4	---
Jackson, Malik	DT	DT	DT	DT	P	DT	IA	P	P	P	P	P	P	P	P	DT	15/6	1	---
Jacquet, Michael	X	X	X	PS	PS	PS	PS	P	P	P	P	P	IA	CB	CB	IA	7/2	2	---
James, Craig	P	IR	IR	IR	P	P	P	IA	IA	IR	IR	IR	IR	IR	IR	IR	4/0	2	---
Jeffery, Alshon	IA	IA	IA	IA	IA	IA	IA	IA	P	P	WR	WR	P	P	P	IA	7/2	9	---
Johnson, Lane	IA	RT	RT	RT	RT	IA	RT	IA	RT	RT	IA	IR	IR	IR	IR	IR	7/7	4	---
Johnston, Cameron	P	P	P	P	P	P	P	P	P	P	P	P	P	P	P	P	16/0	---	---
Juriga, Luke	PS	PS	PS	P	P	P	P	P	P	P	P	P	P	P	P	P	13/0	---	---
Kelce, Jason	C	C	C	C	C	C	C	C	C	C	C	C	C	C	C	C	16/16	---	---
Killins, Adrian	PS	PS	PS	P	PS	PS	PS	PS	X	PS	X	X	PS	PS	PS	CV	1/0	---	---
LeBlanc, Cre'Von	CB	P	P	P	P	P	P	IA	P	P	IR	IR	IR	IR	IR	IR	9/1	1	---
Lovato, Rick	P	P	P	P	P	P	P	P	P	P	P	P	P	P	P	P	16/0	---	---
Maddox, Avonte	CB	CB	CB	IA	IA	IA	P	CB	CB	P	CB	CB	CB	IR	IR	IR	10/8	3	---
Mailata, Jordan	P	P	P	LT	LT	LT	LT	RT	P	P	LT	LT	LT	LT	LT	IA	15/10	1	---

PARTICIPATION CHART 2020



PLAYER	@Was	LAR	Cin	@SF	@Pit	Bal	NYG	Dal	@NYG	@Cle	Sea	@GB	NO	@Ari	@Dal	Was	G/S	IA	DNP	
Parks, Will	IR	IR	IR	IR	IR	S	S	P	P	S	P	X	X	X	X	X	6/3	---	---	
McLeod, Rodney	S	S	S	S	S	S	S	S	S	S	S	S	S	IR	IR	IR	13/13	---	---	
Mills, Jalen	S	S	S	CB	CB	S	S	S	S	S	S	S	S	S	S	CV	15/15	---	---	
Opeta, Sua	DNP	IA	P	P	P	P	LG	P	LG	P	IR	IR	IR	IR	IR	IR	8/2	1	1	
Ostman, Joe	PS	PS	PS	PS	PS	PS	PS	PS	PS	P	PS	PS	PS	PS	P	P	3/0	---	---	
Parks, Will	IR	IR	IR	IR	IR	S	S	P	P	S	P	X	X	X	X	X	6/3	---	---	
Perkins, Joshua	IR	IR	IR	IR	IR	IR	IR	IR	IR	IR	IR	IR	IR	IR	IR	IR	0/0	---	---	
Peters, Jason	LT	LT	LT	IR	IR	IR	IR	LT	LT	LT	RG	RG	IR	IR	IR	IR	8/8	---	---	
Pierschbacher, Ross	X	X	X	X	X	X	X	X	X	X	X	X	X	P	P	P	3/0	---	---	
Pryor, Matt	P	P	RG	LG	RG	CV	P	RG	RG	RG	RT	P	P	RT	RT	LT	15/10	---	---	
Reagor, Jalen	WR	WR	IA	IR	IR	IR	IR	WR	WR	WR	WR	WR	WR	WR	WR	WR	11/11	1	---	
Ridgeway, Hassan	P	P	P	P	P	P	P	IR	IR	IR	IR	IR	IR	IR	IR	IR	7/0	---	---	
Riley, Duke	P	P	OLB	OLB	OLB	IA	P	OLB	OLB	OLB	OLB	P	OLB	P	IA	IR	13/8	2	---	
Riley, Elijah	PS	PS	PS	PS	P	P	PS	PS	PS	PS	PS	PS	PS	P	P	P	5/0	---	---	
Robey-Coleman, N.	P	P	P	P	CB	CB	CB	P	P	P	P	CB	CB	CB	CB	CV	15/7	---	---	
Rodgers, Richard	P	P	P	TE	P	P	TE	P	P	TE	TE	P	P	P	IA	IA	14/4	2	---	
Sanders, Miles	IA	RB	RB	RB	RB	RB	IA	IA	RB	RB	RB	RB	RB	RB	P	IA	12/11	4	---	
Scott, Boston	RB	P	P	P	P	P	RB	RB	P	P	P	P	P	P	P	RB	16/4	---	---	
Seumalo, Isaac	LG	LG	IR	IR	IR	IR	IR	IR	IR	LG	LG	LG	LG	LG	LG	LG	9/9	---	---	
Seymour, Kevon	X	X	X	X	X	X	X	X	X	X	X	PS	P	P	IR	IR	2/0	---	---	
Singleton, Alex	P	P	P	P	P	OLB	OLB	OLB	OLB	OLB	OLB	OLB	OLB	OLB	OLB	OLB	16/11	---	---	
Slay, Darius	CB	CB	CB	CB	CB	CB	CB	CB	CB	P	CB	CB	CB	IA	CB	CB	15/14	1	---	
Smith, Rashad	X	X	X	X	X	X	X	X	PS	PS	PS	PS	P	PS	PS	P	2/0	---	---	
Sudfeld, Nate	DNP	IA	IA	IA	IA	IA	IA	IA	IA	IA	IA	IA	IA	IA	IA	P	1/0	14	1	
Sweat, Josh	P	DE	DE	DE	P	P	P	P	P	P	P	P	P	P	IR	IR	14/3	---	---	
Taylor, Davion	P	P	P	P	P	P	P	P	P	LB	P	P	IR	IR	IR	IR	12/1	---	---	
Toohill, Casey	IA	P	IA	IA	IA	X	X	X	X	X	X	X	X	X	X	X	1/0	4	---	
Toth, Brett	X	X	X	X	EX	P	P	P	IA	IA	DNP	DNP	DNP	P	P	RT	6/0	2	3	
Wallace, K'Von	P	P	P	S	P	P	IA	P	P	P	P	P	P	S	P	S	15/3	1	---	
Wanogho, Prince Tega	PS	PS	PS	PS	PS	PS	PS	PS	PS	PS	PS	PS	PS	PS	PS	P	1/0	---	---	
Ward, Greg	P	WR	WR	P	WR	WR	WR	WR	WR	P	P	P	WR	WR	P	WR	16/10	---	---	
Watkins, Quez	IR	IR	IR	IR	P	P	IA	DNP	IA	IA	IA	IA	P	P	P	P	6/0	5	1	
Wentz, Carson	QB	QB	QB	QB	QB	QB	QB	QB	QB	QB	QB	QB	QB	DNP	DNP	DNP	IA	12/12	1	3
Williams, Raequan	PS	PS	PS	PS	PS	PS	PS	P	PS	PS	PS	P	P	P	P	P	6/0	---	---	
Williams, Trevor	PS	P	P	IR	IR	IR	X	X	X	X	X	X	X	X	X	X	2/0	---	---	
Wilson, Caleb	PS	PS	PS	PS	PS	PS	PS	PS	P	P	P	PS	PS	PS	P	P	5/0	---	---	

POSITION - start **P** - played (did not start) **IA** - inactive **IR** - Injured Reserve **DNP** - dressed but did not play **PS** - practice squad member **PUP** - Reserve/Physically Unable to Perform **NFI** - Reserve/Non-Football Injury **SUSP** - Reserve/Commissioner Exempt **X** - not with team **EX** - roster exemption **CV** - Reserve/COVID-19

SNAP COUNTS 2020



OFFENSE		@Was	LAR	Cin	@SF	@Pit	Bal	NYG	Dal	@NYG	@Cle	Sea	@GB	NO	@Ari	@Dal	Was	Snaps	Pct	
TOTAL PLAYS		68	71	91	62	59	72	81	63	67	68	71	62	69	83	73	68	1,128		
QB	Carson Wentz	68	71	91	62	59	72	81	63	67	68	70	36	DNP	DNP	DNP	IA	808	72%	
	Jalen Hurts	IA	3	3	4	2	7	5	3	3	1	2	26	69	83	73	50	334	30%	
	Nate Sudfeld	DNP	IA	IA	IA	IA	IA	IA	IA	IA	IA	IA	IA	IA	IA	IA	IA	18	18	2%
RB	Miles Sanders	IA	55	71	48	50	29	IA	IA	48	41	43	35	56	69	57	IA	602	53%	
	Boston Scott	38	13	13	9	7	35	56	41	18	27	26	16	15	15	8	46	483	43%	
	Corey Clement	25	3	6	4	3	7	18	20	1	CV	4	0	2	0	1	14	108	10%	
	Jason Huntley	1	IA	IA	DNP	IA	0	8	2	IA	IA	IA	IA	IA	IA	IA	IA	20	31	3%
	Jordan Howard	X	X	X	X	X	X	X	X	X	X	PS	11	PS	PS	7	PS	18	2%	
	Adrian Killins	PS	PS	PS	8	PS	PS	PS	PS	X	PS	X	X	PS	PS	PS	CV	8	1%	
	Elijah Holyfield	PS	PS	PS	PS	PS	PS	PS	PS	PS	0	PS	PS	PS	PS	PS	PS	PS	0	0%
	Greg Ward	30	13	76	48	41	58	77	59	42	46	48	44	51	44	66	48	791	70%	
	Travis Fulgham	PS	PS	PS	37	46	58	78	59	59	65	37	25	11	26	22	29	552	49%	
Jalen Reagor	40	60	IA	IR	IR	IR	IR	46	59	63	43	44	47	46	43	19	510	45%		
WR	John Hightower	27	7	78	50	48	43	30	10	3	1	19	18	IA	IA	IA	12	346	31%	
	Alshon Jeffery	IA	IA	IA	IA	IA	IA	IA	IA	18	5	35	35	31	52	26	IA	202	18%	
	DeSean Jackson	37	55	28	IA	IA	IA	39	IR	IR	IR	IR	IR	IR	IR	20	IA	179	16%	
	J.J. Arcega-Whiteside	28	16	18	IA	8	12	13	5	IA	CV	CV	IA	DNP	IA	IA	41	141	13%	
	Quez Watkins	IR	IR	IR	IR	5	15	IA	DNP	IA	IA	IA	IA	22	28	12	37	119	11%	
	Deontay Burnett	PS	PS	39	19	PS	PS	PS	PS	PS	CV	CV	PS	PS	PS	PS	PS	PS	58	5%
	Zach Ertz	58	67	84	59	56	48	IR	IR	IR	IR	IR	27	50	62	62	61	634	56%	
	Dallas Goedert	54	63	6	IR	IR	IR	IR	53	62	68	71	52	59	73	41	IA	602	53%	
Richard Rodgers	2	0	33	22	19	43	69	16	21	22	22	3	1	0	IA	IA	273	24%		
TE	Jason Croom	X	X	X	PS	2	1	9	1	PS	PS	PS	PS	PS	PS	PS	DNP	13	1%	
	Caleb Wilson	PS	PS	PS	PS	PS	PS	PS	PS	0	0	5	PS	PS	PS	0	4	9	1%	
	Hakeem Butler	X	X	X	IA	IA	0	1	X	PS	PS	PS	PS	PS	PS	PS	PS	1	1%	
	Joshua Perkins	IR	IR	IR	IR	IR	IR	IR	IR	IR	IR	IR	IR	IR	IR	IR	IR	IR	0	0%
	Jason Kelce	68	71	91	62	59	72	81	63	67	64	71	62	69	83	73	68	1,124	99%	
	Nate Herbig	68	71	91	62	59	72	81	63	0	IA	5	26	69	83	73	68	891	79%	
	Matt Pryor	0	46	91	62	59	CV	22	63	67	68	71	0	0	83	73	68	773	69%	
OFFENSIVE LINE	Jordan Mailata	18	0	2	62	59	72	81	63	0	26	71	62	69	83	63	IA	731	65%	
	Isaac Seumalo	68	25	IR	IR	IR	IR	IR	IR	IR	68	71	62	69	83	73	68	587	52%	
	Jason Peters	68	71	89	IR	IR	IR	IR	63	67	47	66	36	IR	IR	IR	IR	507	45%	
	Lane Johnson	IA	69	91	37	39	IA	60	IA	67	41	IA	IR	IR	IR	IR	IR	404	36%	
	Jack Driscoll	50	2	0	27	27	55	IA	IA	1	6	1	62	69	IR	IR	IR	300	27%	
	Sua Opeta	DNP	IA	0	0	1	4	81	0	67	17	IR	IR	IR	IR	IR	IR	170	15%	
	Brett Toth	X	X	X	X	EX	17	1	0	IA	IA	DNP	DNP	DNP	0	10	68	94	8%	
	Jamon Brown	X	IA	IA	DNP	DNP	72	0	PS	PS	PS	PS	PS	X	X	X	X	72	6%	
	Luke Juriga	PS	PS	PS	0	0	0	0	0	0	4	0	0	0	0	0	0	9	13	1%
	Brandon Brooks	PUP	PUP	PUP	PUP	PUP	PUP	PUP	PUP	PUP	PUP	PUP	PUP	PUP	PUP	PUP	PUP	PUP	0	0%
	Andre Dillard	IR	IR	IR	IR	IR	IR	IR	IR	IR	IR	IR	IR	IR	IR	IR	IR	IR	0	0%
	Ross Pierschbacher	X	X	X	X	X	X	X	X	X	X	X	X	X	0	0	0	0	0	0%
	Prince Tega Wanogho	PS	PS	PS	PS	PS	PS	PS	PS	PS	PS	PS	PS	PS	PS	PS	PS	0	0	0%

SNAP COUNTS 2020



DEFENSE		@Was	LAR	Cin	@SF	@Pit	Bal	NYG	Dal	@NYG	@Cle	Sea	@GB	NO	@Ari	@Dal	Was	Snaps	Pct	
TOTAL PLAYS		70	69	72	73	75	73	60	79	71	67	67	61	63	68	70	63	1,101		
DEFENSIVE LINE	Brandon Graham	38	44	58	56	57	44	43	43	46	53	44	41	42	41	58	49	757	69%	
	Fletcher Cox	57	48	55	50	54	57	52	74	56	45	47	38	50	56	7	IA	746	68%	
	Javon Hargrave	IA	25	32	42	49	42	42	48	35	49	37	29	42	39	51	38	600	54%	
	Malik Jackson	55	41	42	41	37	32	IA	17	36	32	34	33	25	30	42	40	537	49%	
	Derek Barnett	IA	33	38	43	49	40	38	41	46	38	40	38	38	52	IA	IA	534	49%	
	Josh Sweat	49	39	38	27	28	36	24	41	25	34	27	24	25	4	IR	IR	421	38%	
	Vinny Curry	22	IR	IR	IR	IR	19	20	36	25	CV	23	19	25	27	49	45	310	28%	
	Hassan Ridgeway	30	23	15	23	24	15	7	IR	IR	IR	IR	IR	IR	IR	IR	IR	IR	137	12%
	T.Y. McGill	16	PS	PS	PS	PS	PS	PS	15	PS	16	14	16	PS	PS	PS	23	27	127	12%
	Genard Avery	20	IA	11	16	14	7	0	IR	IR	IR	0	IA	0	12	24	22	126	11%	
	Raequan Williams	PS	PS	PS	PS	PS	PS	PS	PS	16	PS	PS	PS	22	9	11	19	21	98	9%
	Joe Ostman	PS	PS	PS	PS	PS	PS	PS	PS	PS	9	PS	PS	PS	PS	9	11	29	3%	
	Casey Toohill	IA	22	IA	IA	IA	X	X	X	X	X	X	X	X	X	X	X	X	22	2%
Daeshon Hall	PUP	PUP	PUP	PUP	PUP	PUP	PUP	PUP	X	X	X	X	X	X	X	X	X	0	0%	
LB	Alex Singleton	10	0	1	15	28	65	40	62	71	67	67	61	63	66	70	62	748	68%	
	Duke Riley	57	49	7	47	56	IA	34	55	51	46	31	31	57	47	IA	IR	568	52%	
	T.J. Edwards	20	29	51	18	IR	IR	IR	62	53	47	49	21	IA	20	63	57	490	45%	
	Nathan Gerry	69	69	70	72	75	68	55	IR	IR	IR	IR	IR	IR	IR	IR	IR	IR	478	43%
	Shaun Bradley	8	0	0	2	4	32	1	0	5	0	0	3	10	0	11	IR	76	7%	
	Davion Taylor	0	0	0	0	0	11	0	0	3	18	0	0	IR	IR	IR	IR	IR	32	3%
	Rashad Smith	X	X	X	X	X	X	X	X	PS	PS	PS	PS	0	PS	PS	23	23	2%	
	Joe Bachie	X	X	X	X	X	X	X	X	X	X	X	X	0	0	18	0	18	2%	
DEFENSIVE BACKS	Jalen Mills	64	69	71	73	73	62	59	79	69	64	67	61	63	68	70	CV	1,012	92%	
	Darius Slay	64	67	66	73	60	73	59	28	69	51	67	40	35	IA	69	63	884	80%	
	Rodney McLeod	70	69	72	73	75	73	60	79	71	67	67	61	35	IR	IR	IR	872	79%	
	Nickell Robey-Coleman	41	41	26	30	32	62	59	35	17	25	41	40	55	67	41	CV	612	56%	
	Avonte Maddox	61	69	39	IA	IA	IA	3	79	64	44	67	61	21	IR	IR	IR	508	46%	
	Marcus Epps	3	16	8	44	54	IA	0	16	CV	2	3	11	35	68	40	63	363	33%	
	Cre'Von LeBlanc	10	3	59	31	30	23	32	IA	16	13	IR	IR	IR	IR	IR	IR	IR	217	20%
	K'Von Wallace	6	0	1	27	13	0	IA	0	1	5	0	16	28	23	19	63	202	18%	
	Michael Jacquet	X	X	X	PS	PS	PS	PS	30	0	0	0	21	IA	68	40	IA	159	14%	
	Will Parks	IR	IR	IR	IR	IR	39	17	28	6	14	10	X	X	X	X	X	X	114	10%
	Grayland Arnold	PS	PS	0	0	0	PS	PS	PS	PS	PS	PS	0	IA	IA	42	40	82	7%	
	Kevon Seymour	X	X	X	X	X	X	X	X	X	X	X	PS	35	47	IR	IR	IR	82	7%
	Rudy Ford	0	0	IA	0	IR	IR	IR	0	0	IA	IA	IA	IA	0	5	41	46	4%	
	Trevor Williams	PS	2	32	IR	IR	IR	X	X	X	X	X	X	X	X	X	X	X	34	3%
	Jameson Houston	X	X	X	X	X	X	X	X	X	X	PS	PS	0	0	PS	22	22	2%	
	Craig James	0	IR	IR	IR	13	1	0	IA	IA	IR	IR	IR	IR	IR	IR	IR	IR	14	1%
	Blake Countess	X	X	X	X	X	X	X	X	X	X	X	X	X	0	PS	6	6	1%	
Elijah Riley	PS	PS	PS	PS	0	2	PS	PS	PS	PS	PS	PS	PS	PS	2	0	0	4	1%	

SNAP COUNTS 2020



SPECIAL TEAMS	@Was	LAR	Cin	@SF	@Pit	Bal	NYG	Dal	@NYG	@Cle	Sea	@GB	NO	@Ari	@Dal	Was	Snaps	Pct
TOTAL PLAYS	33	21	36	24	17	29	26	20	25	29	25	27	26	31	31	25	425	
Singleton, Alex	23	15	25	19	16	25	20	19	24	26	5	21	10	13	20	15	296	70%
Bradley, Shaun	25	15	25	19	16	23	20	15	16	21	18	22	19	20	8	IR	282	66%
Clement, Corey	9	15	25	19	16	23	20	15	16	CV	18	19	15	20	18	18	266	63%
Edwards, T.J.	27	21	30	10	IR	IR	IR	19	21	26	19	12	IA	25	27	18	255	60%
Riley, Duke	24	16	26	20	15	IA	22	15	19	21	18	19	16	22	IA	IR	253	60%
Epps, Marcus	28	21	25	12	10	IA	20	11	CV	21	18	19	19	13	13	13	243	57%
Wallace, K'Von	15	15	25	11	2	4	IA	14	16	21	18	19	15	19	20	5	219	52%
Taylor, Davion	14	8	12	11	9	29	19	14	16	21	18	6	IR	IR	IR	IR	177	42%
Rodgers, Richard	15	12	17	13	13	14	3	6	7	8	8	14	12	2	IA	IA	144	34%
Ford, Rudy	23	21	IA	9	IR	IR	IR	14	14	IA	IA	IA	IA	20	18	19	138	32%
Elliott, Jake	8	8	12	8	9	6	8	5	5	7	6	7	10	11	7	5	122	29%
Lovato, Rick	9	5	11	9	6	7	8	3	6	10	7	8	8	10	8	7	122	29%
Johnston, Cameron	9	5	11	9	6	7	8	3	6	10	7	8	8	8	8	7	120	28%
McLeod, Rodney	10	12	13	8	6	14	8	9	13	5	5	5	6	IR	IR	IR	114	27%
Robey-Coleman, Nickell	10	11	8	6	6	13	8	0	4	5	4	5	10	7	4	CV	101	24%
Graham, Brandon	4	8	6	2	6	8	4	4	8	5	5	5	6	7	10	4	92	22%
Avery, Genard	8	0	13	6	12	6	5	IR	IR	IR	4	IA	11	0	11	9	85	20%
Mills, Jalen	0	1	6	4	5	10	3	5	8	5	5	5	8	7	10	CV	82	19%
James, Craig	25	IR	IR	IR	17	23	15	IA	IA	IR	IR	IR	IR	IR	IR	IR	80	19%
Arnold, Grayland	PS	PS	12	15	16	PS	PS	PS	PS	PS	PS	17	IA	IA	7	8	75	18%
Scott, Boston	6	7	6	3	7	5	0	0	6	5	6	6	3	6	8	0	74	17%
Barnett, Derek	0	7	6	2	6	8	4	4	8	4	5	5	6	7	IA	IA	72	17%
Hargrave, Javon	0	6	6	2	6	2	4	4	7	5	5	5	5	7	1	1	66	16%
Ward, Greg	2	1	6	6	2	7	5	5	4	3	1	5	3	3	6	6	64	15%
Parks, Will	IR	IR	IR	IR	IR	19	10	0	5	11	18	X	X	X	X	X	63	15%
Gerry, Nathan	6	7	6	6	8	19	10	IR	IR	IR	IR	IR	IR	IR	IR	IR	62	15%
Slay, Darius	0	1	5	1	5	8	3	2	7	5	5	3	2	IA	10	5	62	15%
Jacquet, Michael	X	X	X	PS	PS	PS	PS	5	1	16	12	12	IA	7	8	IA	61	14%
Bachie, Joe	X	X	X	X	X	X	X	X	X	X	X	X	6	14	18	18	56	13%
Ridgeway, Hassan	10	9	10	5	10	7	4	IR	IR	IR	IR	IR	IR	IR	IR	IR	55	13%
Curry, Vinny	3	IR	IR	IR	IR	6	3	4	5	CV	5	5	5	5	8	5	54	13%
Jackson, Malik	5	7	6	2	6	6	IA	0	1	5	0	0	1	0	9	3	51	12%
Riley, Elijah	PS	PS	PS	PS	P	16	PS	PS	PS	PS	PS	PS	PS	9	13	13	51	12%
Wilson, Caleb	PS	PS	PS	PS	PS	PS	PS	PS	7	5	6	PS	PS	PS	13	17	48	11%
Mailata, Jordan	4	3	5	3	4	1	3	1	1	3	2	3	5	4	3	IA	45	11%
Herbig, Nate	4	3	5	3	4	1	3	1	1	IA	2	3	5	4	3	2	44	10%
Goedert, Dallas	4	3	0	IR	IR	IR	IR	0	0	3	2	5	8	14	3	IA	42	10%
Maddox, Avonte	0	1	2	IA	IA	IA	2	5	8	7	8	8	1	IR	IR	IR	42	10%
Ostman, Joe	PS	PS	PS	PS	PS	PS	PS	PS	5	PS	PS	PS	PS	PS	18	19	42	10%
Pryor, Matt	0	3	5	3	4	CV	3	1	1	3	2	3	5	4	3	2	42	10%
Juriga, Luke	PS	PS	PS	3	4	1	3	1	1	3	2	3	5	4	3	2	35	8%
Driscoll, Jack	4	3	5	3	4	1	IA	IA	1	3	2	3	5	IR	IR	IR	34	8%
Williams, Raequan	PS	PS	PS	PS	PS	PS	PS	4	PS	PS	PS	5	5	5	8	5	32	8%
Butler, Hakeem	X	X	X	IA	IA	15	14	X	PS	PS	PS	PS	PS	PS	PS	PS	29	7%
Seumalo, Isaac	4	1	IR	IR	IR	IR	IR	IR	IR	3	2	3	5	4	3	2	27	6%
Fulgham, Travis	PS	PS	PS	7	0	0	0	1	0	0	0	3	1	0	8	5	25	6%
LeBlanc, Cre'Von	4	1	1	1	5	5	5	IA	0	3	IR	IR	IR	IR	IR	IR	25	6%
McGill, T.Y.	4	PS	PS	PS	PS	PS	2	PS	5	5	5	PS	PS	PS	2	1	24	6%
Seymour, Kevon	X	X	X	X	X	X	X	X	X	X	X	PS	15	9	IR	IR	24	6%
Croom, Jason	X	X	X	PS	7	7	4	5	PS	PS	PS	PS	PS	PS	PS	DNP	23	5%
Sweat, Josh	7	0	0	0	0	0	0	0	0	1	0	7	8	0	IR	IR	23	5%
Houston, Jameson	X	X	X	X	X	X	X	X	X	X	PS	PS	4	11	PS	7	22	5%
Countess, Blake	X	X	X	X	X	X	X	X	X	X	X	X	X	8	PS	13	21	5%
Opeta, Sua	DNP	IA	5	3	4	1	3	1	1	3	IR	IR	IR	IR	IR	IR	21	5%
Huntley, Jason	P	IA	IA	DNP	IA	2	4	4	IA	IA	IA	IA	IA	IA	IA	5	15	4%
Reagor, Jalen	6	1	IA	IR	IR	IR	IR	0	1	1	0	3	0	1	1	0	14	3%
Smith, Rashad	X	X	X	X	X	X	X	X	PS	PS	PS	PS	7	PS	PS	5	12	3%
Cox, Fletcher	0	1	0	0	0	2	1	0	3	0	0	0	1	2	0	IA	10	2%
Ertz, Zach	0	0	5	1	0	0	IR	IR	IR	IR	IR	0	0	4	0	0	10	2%
Pierschbacher, Ross	X	X	X	X	X	X	X	X	X	X	X	X	X	4	3	2	9	2%
Williams, Trevor	PS	0	9	IR	IR	IR	X	X	X	X	X	X	X	X	X	X	9	2%
Toth, Brett	X	X	X	X	EX	0	0	1	IA	IA	DNP	DNP	DNP	1	3	2	7	2%
Arcega-Whiteside, J.J.	0	0	0	IA	0	0	1	0	IA	CV	CV	IA	DNP	IA	IA	5	6	1%
Holyfield, Elijah	PS	PS	PS	PS	PS	PS	PS	PS	PS	5	PS	PS	PS	PS	PS	PS	5	1%
Brown, Jamon	X	IA	IA	DNP	DNP	1	3	PS	PS	PS	PS	PS	X	X	X	X	4	1%
Jackson, DeSean	0	0	1	IA	IA	IA	1	IR	IR	IR	IR	IR	IR	IR	0	IA	2	1%
Wanogho, Prince Tega	PS	PS	PS	PS	PS	PS	PS	PS	PS	PS	PS	PS	PS	PS	PS	PS	2	1%
Johnson, Lane	0	1	0	0	0	IA	0	IA	0	0	IA	IR	IR	IR	IR	IR	1	1%



RECORD BOOK



FRONT OFFICE & COACHING STAFF

PLAYER BIOS

2020 EAGLES STATS

RECORD BOOK

ALL-TIME RESULTS

ALL-TIME ROSTERS

HONORS & HISTORY

YEAR-BY-YEAR STATS


OFF THE FIELD

MOST SEASONS PLAYED

Rk	Player	Seasons
1.	Chuck Bednarik (C/LB) (1949-62)	14
2t.	Brian Dawkins (S) (1996-2008)	13
	Harold Carmichael (WR) (1971-83)	13
	Frank "Bucko" Kilroy (OL/DL) (1943-55)	13
	Vic Sears (DT) (1941-53)	13
6t.	Brandon Graham (DE) (2010-)	12
	Jason Peters (T) (2009-20)	12
	David Akers (K) (1999-2010)	12
	Jerry Sisemore (T) (1973-84)	12
	Bobby Walston (K/WR) (1951-62)	12

MOST GAMES PLAYED

Rk	Player	Games
1.	David Akers (K) (1999-2010)	188
2.	Brian Dawkins (S) (1996-2008)	183
3.	Harold Carmichael (WR) (1971-83)	180
4.	Brent Celek (TE) (2007-17)	175
5.	Chuck Bednarik (C/LB) (1949-62)	169
6.	Tra Thomas (T) (1998-2008)	166
7.	Jon Dorenbos (LS) (2006-16)	162
8t.	Brandon Graham (DE) (2010-)	159
	Randy Logan (S) (1973-83)	159
10.	Guy Morriss (C) (1973-83)	158
11.	Jerry Sisemore (T) (1973-84)	156
12.	Trent Cole (DE/LB) (2005-14)	155
13t.	Jason Peters (T) (2009-20)	148
	Donovan McNabb (QB) (1999-2009)	148
	Ken Clarke (DT) (1978-87)	148
	Bobby Walston (K/WR) (1951-62)	148
17.	Jon Runyan (T) (2000-08)	144
18t.	Jason Kelce (C) (2011-)	142
	Ron Jaworski (QB) (1977-86)	142
20t.	Fletcher Cox (DT) (2012-)	140
	William Thomas (LB) (1991-99)	140



CHUCK BEDNARIK

MOST CONSECUTIVE GAMES PLAYED

Rk	Player	Games
1t.	Jon Dorenbos (LS) (2006-16)	162
	Harold Carmichael (WR) (1971-83)	162
3.	Randy Logan (S) (1973-83)	159
4.	Bobby Walston (K/WR) (1951-62)	148
5.	Jon Runyan (T) (2000-08)	144
6.	Ken Clarke (DT) (1977-87)	139
7.	Herman Edwards (DB) (1977-85)	135
8.	Frank LeMaster (LB) (1974-82)	129
9.	Sheldon Brown (CB) (2002-09)	128
10.	Jerry Sisemore (T) (1974-82)	127

MOST GAMES PLAYED BY POSITION

QUARTERBACK

Rk	Player	Games
1.	Donovan McNabb (1999-2009)	148
2.	Ron Jaworski (1977-86)	142
3.	Randall Cunningham (1985-95)	122
4.	Norm Snead (1964-70)	85
5.	Sonny Jurgensen (1957-63)	83

OFFENSIVE LINE

Rk	Player	Games
1.	Chuck Bednarik (1949-62)	169
2.	Tra Thomas (1998-2008)	166
3.	Guy Morriss (1973-83)	158
4.	Jerry Sisemore (1973-84)	156
5.	Jason Peters (2009-20)	148

SECONDARY

Rk	Player	Games
1.	Brian Dawkins (1996-2008)	183
2.	Randy Logan (1973-83)	159
3t.	Andre Waters (1984-93)	137
	Wes Hopkins (1983-93)	137
5.	Herman Edwards (1977-85)	135

RUNNING BACK

Rk	Player	Games
1.	Tom Woodeshick (1963-71)	111
2.	Brian Westbrook (2002-09)	107
3.	Keith Byars (1986-92)	105
4.	Wilbert Montgomery (1977-84)	100
5.	Duce Staley (1997-2003)	98

DEFENSIVE LINE

Rk	Player	Games
1.	Brandon Graham (2010-)	159
2.	Trent Cole (2005-14)	155
3.	Ken Clarke (1978-87)	148
4.	Fletcher Cox (2012-)	140
5.	Vic Sears (1941-53)	131

KICKER

Rk	Player	Games
1.	David Akers (1999-2010)	188
2.	Bobby Walston (1951-62)	148
3.	Sam Baker (1964-69)	82
4.	Tony Franklin (1979-83)	73
5.	Jake Elliott (2017-)	63

WIDE RECEIVER/TIGHT END

Rk	Player	Games
1.	Harold Carmichael (1971-83)	180
2.	Brent Celek (2007-17)	175
3.	Bobby Walston (1951-62)	148
4.	Pete Retzlaff (1956-66)	132
5.	Charles Smith (1974-81)	118
6.	Zach Ertz (2013-)	117

LINEBACKER

Rk	Player	Games
1.	Chuck Bednarik (1949-62)	169
2.	William Thomas (1991-99)	140
3.	John Bunting (1972-82)	132
4.	Frank LeMaster (1974-82)	129
5.	Seth Joyner (1986-93)	120

PUNTER

Rk	Player	Games
1.	Donnie Jones (2013-17)	80
2.	Max Runager (1979-83, '89)	72
3.	Sean Landeta (1999-2002, '05)	65
4t.	Sav Rocca (2007-10)	64
	Tom Hutton (1995-98)	64
	Jeff Feagles (1990-93)	64

SCORING RECORDS CAREER



MOST POINTS

Rk	Player	G	TD	XPM	XPA	FGM	FGA	2PT	Pts
1.	David Akers (1999-2010)	188	0	441	447	294	357	0	1,323
2.	Bobby Walston (WR/K) (1951-62)	148	46	365	383	80	157	0	881
3.	Sam Baker (1964-69)	82	0	205	213	90	153	0	475
4.	Harold Carmichael (WR) (1971-83)	180	79	0	0	0	0	0	474
5.	Steve Van Buren (B) (1944-51)	83	77	2	2	0	0	0	464
6.	Tony Franklin (1979-83)	73	0	172	182	80	128	0	412
7.	Brian Westbrook (RB) (2002-09)	107	68	0	0	0	0	1	410
8.	Tommy McDonald (FL) (1957-63)	88	67	0	0	0	0	0	402
9.	Jake Elliott (2017-)	63	0	131	140	88	107	0	395
10.	Paul McFadden (1984-87)	60	0	117	119	91	124	0	390
11.	Roger Ruzek (1989-93)	58	0	139	151	81	108	0	382
12.	Pete Pihos (E) (1947-55)	107	63	0	0	0	0	0	378
13.	Timmy Brown (B) (1960-67)	96	62	0	0	0	0	0	372
14.	Mike Quick (WR) (1982-90)	101	61	0	0	0	0	0	366
15.	Wilbert Montgomery (RB) (1977-84)	100	58	0	0	0	0	0	348
16.	Alex Henery (2011-13)	48	0	116	117	74	86	0	338
17.	LeSean McCoy (RB) (2009-14)	90	54	0	0	0	0	1	326
18t.	Tom Dempsey (1971-74)	47	0	84	90	66	108	0	282
	Pete Retzlaff (E) (1956-66)	132	47	0	0	0	0	0	282
20.	DeSean Jackson (WR) (2008-13, '19-20)	95	42	0	0	0	0	0	252

TOUCHDOWNS

Rk	Player	TD
1.	Harold Carmichael (WR) (1971-83)	79
2.	Steve Van Buren (B) (1944-51)	77
3.	Brian Westbrook (RB) (2002-09)	68
4.	Tommy McDonald (FL) (1957-63)	67
5.	Pete Pihos (E) (1947-55)	63
6.	Timmy Brown (B) (1960-67)	62
7.	Mike Quick (WR) (1982-90)	61
8.	Wilbert Montgomery (RB) (1977-84)	58
9.	LeSean McCoy (RB) (2009-14)	54
10.	Pete Retzlaff (E) (1956-66)	47

FGS MADE

Rk	Player	FGM
1.	David Akers (1999-2010)	294
2.	Paul McFadden (1984-87)	91
3.	Sam Baker (1964-69)	90
4.	Jake Elliott (2017-)	88
5.	Roger Ruzek (1989-93)	81
6t.	Tony Franklin (1979-83)	80
	Bobby Walston (WR/K) (1951-62)	80
8.	Alex Henery (2011-13)	74
9.	Tom Dempsey (1971-74)	66
10.	Caleb Sturgis (2015-17)	56

FG ATTEMPTS

Rk	Player	FGA
1.	David Akers (1999-2010)	357
2.	Bobby Walston (WR/K) (1951-62)	157
3.	Sam Baker (1964-69)	153
4.	Tony Franklin (1979-83)	128
5.	Paul McFadden (1984-87)	124
6t.	Roger Ruzek (1989-93)	108
	Tom Dempsey (1971-74)	108
8.	Jake Elliott (2017-)	107
9.	Alex Henery (2011-13)	86
10.	Caleb Sturgis (2015-17)	66



DAVID AKERS

PATS MADE

Rk	Player	XPM
1.	David Akers (1999-2010)	441
2.	Bobby Walston (WR/K) (1951-62)	365
3.	Sam Baker (1964-69)	205
4.	Tony Franklin (1979-83)	172
5.	Cliff Patton (1946-50)	160
6.	Roger Ruzek (1989-93)	139
7.	Jake Elliott (2017-)	131
8.	Paul McFadden (1984-87)	117
9.	Alex Henery (2011-13)	116
10.	Roy Zimmerman (1943-46)	89

PAT ATTEMPTS

Rk	Player	XPA
1.	David Akers (1999-2010)	447
2.	Bobby Walston (WR/K) (1951-62)	383
3.	Sam Baker (1964-69)	213
4.	Tony Franklin (1979-83)	182
5.	Cliff Patton (1946-50)	166
6.	Roger Ruzek (1989-93)	151
7.	Jake Elliott (2017-)	140
8.	Paul McFadden (1984-87)	119
9.	Alex Henery (2011-13)	117
10.	Roy Zimmerman (1943-46)	98

ALL-TIME SCORING

TDs by rushing	1,067	TDs by punt return	33
TDs by reception	1,684	TDs by fumble return	84
TDs by INT return	101	TDs by blocked punt	11
TDs by kickoff return	29	FGs made	1,368

SCORING RECORDS SEASON



MOST POINTS

Rk	Player	TD	XPM	XPA	FGM	FGA	2PT	Pts
1.	Cody Parkey (2014)	0	54	54	32	36	0	150
2.	David Akers (2008)	0	45	45	33	40	0	144
3.	David Akers (2010)	0	47	47	32	38	0	143
4.	David Akers (2009)	0	43	45	32	37	0	139
5.	Caleb Sturgis (2016)	0	30	31	35	41	0	135
6.	David Akers (2002)	0	43	43	30	34	0	133
7.	David Akers (2004)	0	41	42	27	32	0	122
8.	David Akers (2000)	0	34	36	29	33	0	121
9.	LeSean McCoy (RB) (2011)	20	0	0	0	0	0	120
10.	Alex Henery (2011)	0	46	46	24	27	0	118

Led NFL Led Conference

TOUCHDOWNS

Rk	Player	TD
1.	LeSean McCoy (2011)	20
2.	Steve Van Buren (1945)	18
3t.	Brian Westbrook (2008)	14
	Terrell Owens (2004)	14
	Wilbert Montgomery (1979)	14
	Steve Van Buren (1947)	14

MOST CONSECUTIVE GAMES WITH A TD

Rk	Player	TD
1.	LeSean McCoy (2011)	9
2.	Steve Van Buren (1947)	8
3t.	5x, last: Ricky Watters (1995)	6

FGS MADE

Rk	Player	FGM
1.	Caleb Sturgis (2016)	35
2.	David Akers (2008)	33
3t.	Cody Parkey (2014)	32
	David Akers (2010)	32
	David Akers (2009)	32

MOST CONSECUTIVE FIELD GOALS MADE

Rk	Player	FG
1.	Alex Henery (2012)	22
2.	Jake Elliott (2018-19) (4 in 2018, 16 in 2019)	20
3.	Caleb Sturgis (2016)	18
4t.	Cody Parkey (2014)	17
	Alex Henery (2011-12) (16 in 2011, 1 in 2012)	17
	David Akers (2009)	17
	David Akers (2001)	17
8t.	David Akers (2008)	15
	David Akers (2004)	15
10t.	Jake Elliott (2018)	13
	David Akers (2003)	13
	David Akers (1999-2000) (1 in 1999, 12 in 2000)	13

FG ATTEMPTS

Rk	Player	FGA
1.	Caleb Sturgis (2016)	41
2t.	David Akers (2008)	40
	Tom Dempsey (1973)	40
4.	David Akers (2010)	38
5t.	David Akers (2009)	37
	Paul McFadden (1984)	37

MOST CONSECUTIVE PATS MADE

Rk	Player	XPM
1.	David Akers (2004-09)	173
2.	David Akers (2001-04)	153
3.	Cliff Patton (1947-49)	84

PATS MADE

Rk	Player	XPM
1.	Cody Parkey (2014)	54
2.	Cliff Patton (1948)	50
3t.	David Akers (2006)	48
	Tony Franklin (1980)	48
5.	David Akers (2010)	47

PAT ATTEMPTS

Rk	Player	XPA
1.	Cody Parkey (2014)	54
2.	Cliff Patton (1948)	50
3t.	David Akers (2006)	48
	Tony Franklin (1980)	48
5.	David Akers (2010)	47



CODY PARKEY

LONGEST FIELD GOALS

Rk	Player	Yds
1.	Jake Elliott (9/24/17 vs. Giants)	61
2.	Tony Franklin (11/12/79 at Cowboys).....	59
3.	David Akers (9/14/03 vs. Patriots).....	57
4.	Jake Elliott (11/11/18 vs. Cowboys)	56
5.	Caleb Sturgis (10/30/16 at Cowboys).....	55
6t.	Jake Elliott (9/27/20 vs. Bengals)	54
	Cody Parkey (10/26/14 at Cardinals).....	54
	Tom Dempsey (12/12/71 vs. Cardinals).....	54
9t.	Jake Elliott (10/13/19 at Vikings)	53
	Jake Elliott (10/1/17 at Chargers)	53
	Caleb Sturgis (9/19/16 at Bears).....	53
	Caleb Sturgis (11/8/15 at Cowboys).....	53
	David Akers (9/30/07 at Giants).....	53
	David Akers (10/24/99 at Dolphins).....	53
	Roger Ruzek (12/9/90 at Dolphins).....	53

MOST POINTS

Rk	Player	Pts
1.	Bobby Walston (WR/K) (10/17/54 at Washington).....	25
2t.	Brian Westbrook (RB) (11/27/08 vs. Cardinals).....	24
	Irving Fryar (WR) (10/20/96 vs. Dolphins).....	24
	Wilbert Montgomery (RB) (10/7/79 vs. Washington).....	24
	Wilbert Montgomery (RB) (9/10/78 at Washington).....	24
	Ben Hawkins (FL) (9/28/69 vs. Steelers).....	24
	Tommy McDonald (FL) (10/4/59 vs. Giants).....	24
	Clarence Peaks (B) (11/16/58 vs. Cardinals).....	24

MOST TOUCHDOWNS

Rk	Player	TD
1t.	Brian Westbrook (RB) (11/27/08 vs. Cardinals).....	4
	Irving Fryar (WR) (10/20/96 vs. Dolphins).....	4
	Wilbert Montgomery (RB) (10/7/79 vs. Washington).....	4
	Wilbert Montgomery (RB) (9/10/78 at Washington).....	4
	Ben Hawkins (FL) (9/28/69 vs. Steelers).....	4
	Tommy McDonald (FL) (10/4/59 vs. Giants).....	4
	Clarence Peaks (11/16/58 vs. Cardinals).....	4

MOST FIELD GOALS MADE

Rk	Player	FGM
1.	Tom Dempsey (11/12/72 at Oilers).....	6
2t.	Cody Parkey (11/23/14 vs. Titans).....	5
	Alex Henery (10/6/13 at Giants).....	5
	David Akers (11/18/01 at Cowboys).....	5
	Gary Anderson (12/22/96 vs. Cardinals).....	5
	Gary Anderson (10/1/95 at Saints).....	5

MOST FIELD GOAL ATTEMPTS

Rk	Player	FGA
1t.	Tom Dempsey (11/12/72 at Oilers).....	7
	Sam Baker (12/5/65 vs. Cowboys).....	7
3t.	Cody Parkey (11/23/14 vs. Titans).....	6
	David Akers (10/3/04 at Bears).....	6
	Tom Dempsey (10/7/73 at Bills).....	6



JAKE ELLIOTT

PASSING RECORDS CAREER



MOST PASSING YARDS

Rk	Player	G	Att	Cmp	Pct	Yds	Y/A	TD	INT	Lg	Rate
1.	Donovan McNabb (1999-2009)	148	4,746	2,801	59.0	32,873	6.9	216	100	91t	86.5
2.	Ron Jaworski (1977-86)	142	3,918	2,088	53.3	26,963	6.9	175	151	99t	74.0
3.	Randall Cunningham (1985-95)	122	3,362	1,874	55.7	22,877	6.8	150	105	95t	78.7
4.	Carson Wentz (2016-20)	68	2,492	1,562	62.7	16,811	6.7	113	50	73t	89.2
5.	Norm Snead (1964-70)	85	2,236	1,154	51.6	15,672	7.0	111	124	87t	67.7
6.	Tommy Thompson (1941-50)	88	1,396	723	51.8	10,240	7.3	90	100	75t	67.4
7.	Michael Vick (2009-13)	54	1,300	773	59.5	9,984	7.7	57	33	91t	87.7
8.	Sonny Jurgensen (1957-63)	83	1,107	602	54.4	9,639	8.7	76	73	84	79.1
9.	Nick Foles (2012-14, '17-18)	40	1,189	748	62.9	8,703	7.3	58	23	83t	93.2
10.	Bobby Thomason (1952-57)	68	1,113	556	50.0	8,124	7.3	57	80	67t	61.2
11.	Norm Van Brocklin (1958-60)	36	998	542	54.3	7,497	7.5	55	51	91t	75.7
12.	Roman Gabriel (1973-77)	53	1,185	661	55.8	7,221	6.1	47	37	80t	74.2
13.	Adrian Burk (1951-56)	70	960	457	47.6	6,203	6.5	55	77	84t	54.4
14.	Rodney Peete (1995-98)	30	756	434	57.4	4,945	6.5	17	27	62	69.8
15.	Ty Detmer (1996-97)	21	645	372	57.7	4,478	6.9	22	19	57	78.2
16.	King Hill (1961-68)	71	635	325	51.2	4,308	6.8	29	51	92t	54.8
17.	Sam Bradford (2015)	14	532	346	65.0	3,725	7.0	19	14	78t	86.4
18.	Roy Zimmerman (1943-46)	41	435	190	43.7	3,219	7.4	30	43	75t	52.7
19.	Mark Sanchez (2014-15)	13	400	257	64.3	3,034	7.6	18	15	72	86.6
20.	Pete Liske (1971-72)	28	407	214	52.6	2,930	7.2	14	22	69t	64.8

ATTEMPTS

Rk	Player	Att
1.	Donovan McNabb (1999-2009)	4,746
2.	Ron Jaworski (1977-86)	3,918
3.	Randall Cunningham (1985-95)	3,362
4.	Carson Wentz (2016-20)	2,492
5.	Norm Snead (1964-70)	2,236
6.	Tommy Thompson (1941-50)	1,396
7.	Michael Vick (2009-13)	1,300
8.	Nick Foles (2012-14, '17-18)	1,189
9.	Roman Gabriel (1973-77)	1,185
10.	Bobby Thomason (1952-57)	1,113

COMPLETIONS

Rk	Player	Cmp
1.	Donovan McNabb (1999-2009)	2,801
2.	Ron Jaworski (1977-86)	2,088
3.	Randall Cunningham (1985-95)	1,874
4.	Carson Wentz (2016-20)	1,562
5.	Norm Snead (1964-70)	1,154
6.	Michael Vick (2009-13)	773
7.	Nick Foles (2012-14, '17-18)	748
8.	Tommy Thompson (1941-50)	723
9.	Roman Gabriel (1973-77)	661
10.	Sonny Jurgensen (1957-63)	602

COMPLETION %

Rk	Player	Pct
1.	Sam Bradford (2015)	65.0
2.	Nick Foles (2012-14, '17-18)	62.9
3.	Carson Wentz (2016-20)	62.7
4.	Michael Vick (2009-13)	59.5
5.	Donovan McNabb (1999-2009)	59.0
6.	Ty Detmer (1996-97)	57.7
7.	Rodney Peete (1995-98)	57.4
8.	Roman Gabriel (1973-77)	55.8
9.	Randall Cunningham (1985-95)	55.7
10.	Sonny Jurgensen (1957-63)	54.4

YARDS/ATTEMPT

Rk	Player	Y/A
1.	Sonny Jurgensen (1957-63)	8.7
2.	Michael Vick (2009-13)	7.7
3.	Norm Van Brocklin (1958-60)	7.5
4t.	Nick Foles (2012-14, '17-18)	7.3
	Bobby Thomason (1952-57)	7.3
	Tommy Thompson (1941-50)	7.3
7t.	Sam Bradford (2015)	7.0
	Norm Snead (1964-70)	7.0
9t.	Donovan McNabb (1999-2009)	6.9
	Ty Detmer (1996-97)	6.9

TOUCHDOWNS

Rk	Player	TD
1.	Donovan McNabb (1999-2009)	216
2.	Ron Jaworski (1977-86)	175
3.	Randall Cunningham (1985-95)	150
4.	Carson Wentz (2016-20)	113
5.	Norm Snead (1964-70)	111
6.	Tommy Thompson (1941-50)	90
7.	Sonny Jurgensen (1957-63)	76
8.	Nick Foles (2012-14, '17-18)	58
9t.	Michael Vick (2009-13)	57
	Bobby Thomason (1952-57)	57

TOUCHDOWN %

Rk	Player	TD%
1.	Sonny Jurgensen (1957-63)	6.9
2.	Tommy Thompson (1941-50)	6.4
3.	Adrian Burk (1951-56)	5.7
4.	Norm Van Brocklin (1958-60)	5.5
5.	Bobby Thomason (1952-57)	5.1
6.	Norm Snead (1964-70)	5.0
7.	Nick Foles (2012-14, '17-18)	4.9
8t.	Donovan McNabb (1999-2009)	4.6
	King Hill (1961-68)	4.6
10.	Carson Wentz (2016-20)	4.5

INTERCEPTIONS

Rk	Player	INT
1.	Ron Jaworski (1977-86)	151
2.	Norm Snead (1964-70)	124
3.	Randall Cunningham (1985-95)	105
4t.	Donovan McNabb (1999-2009)	100
	Tommy Thompson (1941-50)	100
6.	Bobby Thomason (1952-57)	80
7.	Adrian Burk (1951-56)	77
8.	Sonny Jurgensen (1957-63)	73
9t.	King Hill (1961-68)	51
	Norm Van Brocklin (1958-60)	51

INTERCEPTION %

Rk	Player	INT%
1.	Nick Foles (2012-14, '17-18)	1.9
2.	Carson Wentz (2016-20)	2.0
3.	Donovan McNabb (1999-2009)	2.1
4.	Michael Vick (2009-13)	2.5
5.	Sam Bradford (2015)	2.6
6.	Ty Detmer (1996-97)	3.0
7.	Roman Gabriel (1973-77)	3.1
8.	Randall Cunningham (1985-95)	3.1
9.	Rodney Peete (1995-98)	3.6
10.	Ron Jaworski (1977-86)	3.9

PASSER RATING

Rk	Player	Rate
1.	Nick Foles (2012-14, '17-18)	93.2
2.	Carson Wentz (2016-20)	89.2
3.	Michael Vick (2009-13)	87.7
4.	Donovan McNabb (1999-2009)	86.5
5.	Sam Bradford (2015)	86.4
6.	Sonny Jurgensen (1957-63)	79.1
7.	Randall Cunningham (1985-95)	78.7
8.	Ty Detmer (1996-97)	78.2
9.	Norm Van Brocklin (1958-60)	75.7
10.	Roman Gabriel (1973-77)	74.2

PASSING RECORDS SEASON



MOST PASSING YARDS

Rk	Player	Att	Cmp	Pct	Yds	Y/A	TD	INT	Lg	Rate
1.	Carson Wentz (2019)	607	388	63.9	4,039	6.7	27	7	53t	93.1
2.	Donovan McNabb (2008)	571	345	60.4	3,916	6.9	23	11	90t	86.4
3.	Donovan McNabb (2004)	469	300	64.0	3,875	8.3	31	8	80	104.7
4.	Randall Cunningham (1988)	560	301	53.8	3,808	6.8	24	16	80t	77.6
5.	Carson Wentz (2016) *rookie*	607	379	62.4	3,782	6.2	16	14	73t	79.3
6.	Sam Bradford (2015)	532	346	65.0	3,725	7.0	19	14	78t	86.4
7.	Sonny Jurgensen (1961)	416	235	56.5	3,723	9.0	32	24	69	88.1
8.	Donovan McNabb (2009)	443	267	60.3	3,553	8.0	22	10	60t	92.9
9.	Ron Jaworski (1980)	451	257	57.0	3,529	7.8	27	12	56t	91.0
10.	Randall Cunningham (1990)	465	271	58.3	3,466	7.5	<u>30</u>	13	95t	91.6

Led NFL Led Conference

ATTEMPTS

Rk	Player	Att
1t.	Carson Wentz (2019).....	607
	Carson Wentz (2016).....	607
3.	Donovan McNabb (2008).....	571
4.	Donovan McNabb (2000).....	569
5.	Randall Cunningham (1988).....	560

COMPLETIONS

Rk	Player	Cmp
1.	Carson Wentz (2019).....	388
2.	Carson Wentz (2016).....	379
3.	Sam Bradford (2015).....	346
4.	Donovan McNabb (2008).....	345
5.	Donovan McNabb (2000).....	330

COMPLETION %

Rk	Player	Pct
1.	Carson Wentz (2018).....	69.6
2.	Sam Bradford (2015).....	65.0
3.	Mark Sanchez (2014).....	64.1
4.	Nick Foles (2013).....	64.0
5.	Donovan McNabb (2004).....	64.0

YARDS/ATTEMPT

Rk	Player	Y/A
1.	Nick Foles (2013).....	9.1
2.	Sonny Jurgensen (1961).....	9.0
3.	Sonny Jurgensen (1962).....	8.9
4.	Norm Van Brocklin (1960).....	8.7
5.	Donovan McNabb (2006).....	8.4

TOUCHDOWNS

Rk	Player	TD
1.	Carson Wentz (2017).....	33
2.	Sonny Jurgensen (1961).....	32
3.	Donovan McNabb (2004).....	31
4.	Randall Cunningham (1990).....	30
5.	Norm Snead (1967).....	29

TOUCHDOWN %

Rk	Player	TD%
1.	Nick Foles (2013).....	8.5
2.	Norm Van Brocklin (1960).....	8.5
3.	Sonny Jurgensen (1961).....	7.7
4.	Carson Wentz (2017).....	7.5
5.	Bobby Thomason (1953).....	6.9

FEWEST INTERCEPTIONS

Rk	Player	INT
1.	Nick Foles (2013).....	2
2t.	Nick Foles (2012).....	5
	Bubby Brister (1993).....	5
4t.	Michael Vick (2010).....	6
	Donovan McNabb (2006).....	6
	Donovan McNabb (2002).....	6

LONGEST PASSING PLAYS

Rk	Player	Yds
1.	Ron Jaworski to Mike Quick (11/10/1985 vs. Falcons).....	99t
2.	Randall Cunningham to Fred Barnett (12/2/1990 at Bills).....	95t
3.	Randall Cunningham to Herschel Walker (9/4/1994 at Giants).....	93
4.	King Hill to Ben Hawkins (9/22/1968 vs. Giants).....	92t
5t.	Michael Vick to DeSean Jackson (12/12/2010 at Cowboys).....	91t
	Donovan McNabb to Terrell Owens (10/30/2005 at Broncos).....	91t
	Norm Van Brocklin to T. McDonald (10/5/1958 vs. Giants).....	91t
8t.	Donovan McNabb to Hank Baskett (9/7/2008 vs. Rams).....	90t
	Ron Jaworski to Mike Quick (10/28/1984 vs. Cardinals).....	90t
10.	A.J. Feeley to Hank Baskett (12/31/2006 vs. Falcons).....	89t

NFL Record (tied)

INTERCEPTION %

Rk	Player	INT%
1.	Nick Foles (2013).....	0.6
2.	Carson Wentz (2019).....	1.2
3.	Donovan McNabb (2007).....	1.5
4.	Carson Wentz (2017).....	1.6
5.	Michael Vick (2010).....	1.6

MOST CONSECUTIVE COMPLETIONS

Rk	Player	Cmp
1.	Nick Foles (12/30/18 at Washington).....	25
2.	Donovan McNabb (Last 10: 11/28/04 at Giants, First 14: 12/5/04 vs. Packers).....	24
3.	Donovan McNabb (9/23/07 vs. Lions).....	18
4t.	Carson Wentz (12/15/19 at Washington).....	15
	Carson Wentz (10/21/18 vs. Panthers).....	15
	Donovan McNabb (9/21/08 vs. Steelers).....	15

NFL Record (tied) Most consecutive completions to start a game by Eagles QB

PASSER RATING

Rk	Player	Rate
1.	Nick Foles (2013).....	119.2
2.	Donovan McNabb (2004).....	104.7
3.	Carson Wentz (2018).....	102.2
4.	Carson Wentz (2017).....	101.9
5.	Michael Vick (2010).....	100.2

MOST PASSING YARDS

Rk	Player	Yds
1.	Nick Foles (12/23/18 vs. Texans)	471
2.	Donovan McNabb (12/5/04 vs. Packers)	464
3.	Donovan McNabb (11/15/09 at Chargers)	450
4.	Randall Cunningham (9/17/89 at Washington)	447
5.	Bobby Thomason (11/8/53 vs. Giants)	437
6.	Sonny Jurgensen (10/29/61 at Washington)	436
7t.	Nick Foles (12/15/13 at Vikings)	428
	Michael Vick (9/15/13 vs. Chargers)	428
9.	Sonny Jurgensen (12/16/62 at Rams)	419
10.	Michael Vick (10/2/11 vs. 49ers)	416
11.	Nick Foles (10/26/14 at Cardinals)	411
12.	Nick Foles (11/3/13 at Raiders)	406
13.	Sonny Jurgensen (12/17/61 at Lions)	403
14.	Randall Cunningham (10/2/89 at Bears)	401
15.	Vince Young (11/27/11 vs. Patriots)	400

MOST ATTEMPTS

Rk	Player	Att
1t.	Nick Foles (10/26/14 at Cardinals)	62
	Randall Cunningham (10/2/89 at Bears)	62
3.	Carson Wentz (12/4/16 at Bengals)	60
4.	Donovan McNabb (11/16/08 at Bengals)	58
5.	Sonny Jurgensen (9/23/62 vs. Giants)	57

MOST COMPLETIONS

Rk	Player	Cmp
1t.	Sam Bradford (12/26/15 vs. Washington)	37
	Mark Sanchez (12/20/14 at Washington)	37
3t.	Carson Wentz (12/4/16 at Bengals)	36
	Sam Bradford (9/14/15 at Falcons)	36
	Nick Foles (10/26/14 at Cardinals)	36

COMPLETION PERCENTAGE

Rk	Player	Pct
1.	Nick Foles (12/30/18 at Washington)	84.9
2.	Nick Foles (12/22/13 vs. Bears)	84.0
3.	Rodney Peete (9/15/96 vs. Lions)	83.3
4t.	Nate Sudfeld (12/31/17 vs. Cowboys)	82.6
	Jeff Garcia (11/26/06 at Colts)	82.6

YARDS PER ATTEMPT

Rk	Player	Y/A
1.	Sonny Jurgensen (11/25/62 vs. Cowboys)	16.3
2.	Sonny Jurgensen (11/26/61 vs. Cowboys)	15.3
3.	Donovan McNabb (9/23/07 vs. Lions)	14.7
4.	Nick Foles (11/3/13 at Raiders)	14.5
5.	Randall Cunningham (10/24/94 vs. Texans)	12.9

MOST INTERCEPTIONS

Rk	Player	INT
1t.	Pete Liske (9/26/71 vs. Cowboys)	6
	Bobby Thomason (10/21/56 vs. Cardinals)	6

PASSER RATING

Rk	Player	Rate
1t.	Nick Foles (11/3/13 at Raiders)	158.3
	Donovan McNabb (9/23/07 vs. Lions)	158.3
3.	Donovan McNabb (10/11/09 vs. Buccaneers)	157.2
4.	Randall Cunningham (9/13/92 at Cardinals)	156.6
5.	Donovan McNabb (9/18/05 vs. 49ers)	155.4

MOST TOUCHDOWNS

Rk	Player	TD
1t.	Nick Foles (11/3/13 at Raiders)	7
	Adrian Burk (10/17/54 at Washington)	7
3t.	Donovan McNabb (9/18/05 vs. 49ers)	5
	Donovan McNabb (12/5/04 vs. Packers)	5
	Randall Cunningham (9/17/89 at Washington)	5
	Norm Snead (9/28/69 vs. Steelers)	5
	Sonny Jurgensen (12/16/62 at Cardinals)	5
	Sonny Jurgensen (11/26/61 vs. Cowboys)	5
	Adrian Burk (11/28/54 vs. Washington)	5

NFL Record (tied)

400+ PASSING YARDS

400+ YARD PASSING GAMES, Career

Rk	Player	Total
1.	Nick Foles (2012-14, '17-18)	4
2t.	Michael Vick (2009-13)	3
	Randall Cunningham (1985-95)	3
	Sonny Jurgensen (1957-63)	3
5.	Donovan McNabb (1999-2009)	2

Includes playoff games

400+ YARD PASSING GAMES, Season

Rk	Player	Total
1t.	Nick Foles (2013)	2
	Randall Cunningham (1989)	2
	Sonny Jurgensen (1961)	2

Regular season only

300+ PASSING YARDS

300+ YARD PASSING GAMES, Career

Rk	Player	Total
1.	Donovan McNabb (1999-2009)	30
2.	Carson Wentz (2016-20)	19
3.	Randall Cunningham (1985-95)	13
4t.	Nick Foles (2012-14, '17-18)	12
	Ron Jaworski (1977-86)	12

Includes playoff games

300+ YARD PASSING GAMES, Season

Rk	Player	Total
1t.	Carson Wentz (2019)	5
	Carson Wentz (2018)	5
	Sam Bradford (2015)	5
	Donovan McNabb (2004)	5
	Sonny Jurgensen (1961)	5

Regular season only

CONSECUTIVE 300+ YARD PASSING GAMES

Rk	Player	Total
1t.	Sam Bradford (2015)	3
	Nick Foles (2014)	3
	Mark Sanchez (2014)	3
	Michael Vick (2011-12)	3
	Donovan McNabb (2005)	3

Regular season only

300+ YARD PASSING GAMES (TDs / INTs)

12/27/20..... Jalen Hurts at Cowboys (L).....	342 (1/2)	01/04/09..... Donovan McNabb at Vikings (W).....	300 (1/1)
12/20/20..... Jalen Hurts at Cardinals (L).....	338 (3/0)	11/16/08..... Donovan McNabb at Bengals (T).....	339 (1/3)
10/22/20..... Carson Wentz vs. Giants (W).....	359 (2/1)	11/02/08..... Donovan McNabb at Seahawks (W).....	349 (2/1)
12/22/19..... Carson Wentz vs. Cowboys (W).....	319 (1/0)	09/07/08..... Donovan McNabb vs. Rams (W).....	361 (3/0)
12/09/19..... Carson Wentz vs. Giants (W).....	325 (2/0)	12/30/07..... Donovan McNabb vs. Bills (W).....	345 (1/1)
12/01/19..... Carson Wentz at Dolphins (L).....	310 (3/1)	11/25/07..... A.J. Feeley at Patriots (L).....	345 (3/3)
10/13/19..... Carson Wentz at Vikings (L).....	306 (2/1)	10/28/07..... Donovan McNabb at Vikings (W).....	333 (1/0)
09/08/19..... Carson Wentz vs. Washington (W).....	313 (3/0)	09/23/07..... Donovan McNabb vs. Lions (W).....	381 (4/0)
12/23/18..... Nick Foles vs. Texans (W).....	471 (4/1)	12/31/06..... A.J. Feeley vs. Falcons (W).....	321 (3/0)
12/03/18..... Carson Wentz vs. Washington (W).....	306 (2/1)	12/04/06..... Jeff Garcia vs. Panthers (W).....	312 (3/0)
11/11/18..... Carson Wentz vs. Cowboys (L).....	360 (2/1)	10/22/06..... Donovan McNabb at Buccaneers (L).....	302 (3/3)
10/21/18..... Carson Wentz vs. Panthers (L).....	310 (2/0)	10/08/06..... Donovan McNabb vs. Cowboys (W).....	354 (2/0)
10/07/18..... Carson Wentz vs. Vikings (L).....	311 (2/0)	09/17/06..... Donovan McNabb vs. Giants (L).....	350 (2/0)
09/30/18..... Carson Wentz at Titans (L).....	348 (2/0)	09/10/06..... Donovan McNabb at Texans (W).....	314 (3/1)
09/16/18..... Nick Foles at Buccaneers (L).....	334 (1/0)	11/06/05..... Donovan McNabb at Washington (L).....	304 (1/1)
02/04/18..... Nick Foles at Patriots (W).....	373 (3/1)	10/02/05..... Donovan McNabb at Chiefs (W).....	369 (3/1)
01/21/18..... Nick Foles vs. Vikings (W).....	352 (3/0)	09/25/05..... Donovan McNabb vs. Raiders (W).....	365 (2/1)
12/03/17..... Carson Wentz at Seahawks (L).....	348 (1/1)	09/18/05..... Donovan McNabb vs. 49ers (W).....	342 (5/0)
10/08/17..... Carson Wentz vs. Cardinals (W).....	304 (4/1)	02/06/05..... Donovan McNabb vs. Patriots (L).....	357 (3/3)
09/17/17..... Carson Wentz at Chiefs (L).....	333 (2/1)	12/05/04..... Donovan McNabb vs. Packers (W).....	464 (5/0)
09/10/17..... Carson Wentz at Washington (W).....	307 (2/1)	11/15/04..... Donovan McNabb at Cowboys (W).....	345 (4/0)
12/11/16..... Carson Wentz* vs. Washington (L).....	314 (1/1)	10/24/04..... Donovan McNabb at Browns (W).....	376 (4/1)
12/04/16..... Carson Wentz* at Bengals (L).....	308 (1/3)	09/26/04..... Donovan McNabb at Lions (W).....	356 (2/0)
11/06/16..... Carson Wentz* at Giants (L).....	364 (0/2)	09/12/04..... Donovan McNabb vs. Giants (W).....	330 (4/0)
09/25/16..... Carson Wentz* vs. Steelers (W).....	301 (2/0)	11/16/03..... Donovan McNabb vs. Giants (W).....	314 (2/0)
01/03/16..... Sam Bradford at Giants (W).....	320 (2/1)	11/02/03..... Donovan McNabb at Falcons (W).....	312 (1/0)
12/26/15..... Sam Bradford vs. Washington (L).....	380 (1/0)	09/09/01..... Donovan McNabb vs. Rams (L).....	312 (2/1)
12/20/15..... Sam Bradford vs. Cardinals (L).....	361 (2/2)	12/10/00..... Donovan McNabb at Browns (W).....	390 (4/0)
10/11/15..... Sam Bradford vs. Saints (W).....	333 (2/2)	10/01/00..... Donovan McNabb vs. Falcons (W).....	311 (2/1)
09/14/15..... Sam Bradford at Falcons (L).....	336 (1/2)	11/30/97..... Bobby Hoying vs. Bengals (W).....	313 (4/1)
12/20/14..... Mark Sanchez at Washington (L).....	374 (2/1)	11/24/96..... Ty Detmer at Cardinals (L).....	322 (0/1)
11/23/14..... Mark Sanchez vs. Titans (W).....	307 (1/2)	11/10/96..... Ty Detmer vs. Bills (L).....	315 (2/1)
11/16/14..... Mark Sanchez at Packers (L).....	346 (2/2)	10/27/96..... Ty Detmer vs. Panthers (W).....	342 (1/1)
11/10/14..... Mark Sanchez vs. Panthers (W).....	332 (2/0)	12/24/94..... Bubby Brister at Bengals (L).....	325 (1/0)
10/26/14..... Nick Foles at Cardinals (L).....	411 (2/2)	12/04/94..... Randall Cunningham vs. Cowboys (L).....	327 (2/1)
09/21/14..... Nick Foles vs. Washington (W).....	325 (3/0)	10/24/94..... Randall Cunningham vs. Oilers (W).....	310 (2/1)
09/15/14..... Nick Foles at Colts (W).....	331 (1/1)	09/12/94..... Randall Cunningham vs. Bears (W).....	311 (3/0)
09/07/14..... Nick Foles vs. Jaguars (W).....	322 (2/1)	09/04/94..... Randall Cunningham at Giants (L).....	344 (2/0)
12/15/13..... Nick Foles at Vikings (L).....	428 (3/1)	01/03/94..... Bubby Brister at 49ers (W).....	350 (3/1)
11/03/13..... Nick Foles at Raiders (W).....	406 (7/0)	09/19/93..... Randall Cunningham vs. Washington (W).....	360 (3/2)
09/15/13..... Michael Vick vs. Chargers (L).....	428 (2/0)	12/13/92..... Randall Cunningham at Seahawks (W).....	365 (0/1)
12/23/12..... Nick Foles* vs. Washington (L).....	345 (1/1)	11/10/91..... Jim McMahon at Browns (W).....	341 (3/1)
12/09/12..... Nick Foles* at Buccaneers (W).....	381 (2/0)	12/18/89..... Randall Cunningham at Saints (L).....	306 (2/2)
10/14/12..... Michael Vick vs. Lions (L).....	311 (2/2)	10/02/89..... Randall Cunningham at Bears (L).....	401 (1/4)
09/16/12..... Michael Vick vs. Ravens (W).....	371 (1/2)	09/17/89..... Randall Cunningham at Washington (W).....	447 (5/1)
09/09/12..... Michael Vick at Browns (W).....	317 (2/4)	12/31/88..... Randall Cunningham at Bears (L).....	407 (0/3)
01/01/12..... Michael Vick vs. Washington (W).....	335 (3/1)	11/06/88..... Randall Cunningham vs. Rams (W).....	323 (3/0)
11/27/11..... Vince Young vs. Patriots (L).....	400 (1/1)	10/10/88..... Randall Cunningham vs. Giants (W).....	369 (3/0)
10/09/11..... Michael Vick at Bills (L).....	315 (2/4)	11/29/87..... Randall Cunningham at Patriots (W).....	314 (2/1)
10/02/11..... Michael Vick vs. 49ers (L).....	416 (2/1)	10/11/87..... Scott Tinsley at Cowboys (L).....	338 (3/0)
12/02/10..... Michael Vick vs. Texans (W).....	302 (2/1)	12/15/85..... Ron Jaworski at Chargers (L).....	334 (1/3)
11/28/10..... Michael Vick at Bears (L).....	333 (2/1)	12/01/85..... Ron Jaworski vs. Vikings (L).....	320 (2/1)
11/15/10..... Michael Vick at Washington (W).....	333 (4/0)	11/03/85..... Ron Jaworski at 49ers (L).....	394 (1/3)
10/17/10..... Kevin Kolb vs. Falcons (W).....	326 (3/1)	10/20/85..... Ron Jaworski vs. Cowboys (W).....	380 (1/0)
12/27/09..... Donovan McNabb vs. Broncos (W).....	322 (3/1)	12/16/84..... Joe Pisarcik at Falcons (L).....	334 (1/0)
12/20/09..... Donovan McNabb vs. 49ers (W).....	306 (1/2)	10/28/84..... Ron Jaworski vs. Cardinals (L).....	340 (2/3)
11/15/09..... Donovan McNabb at Chargers (L).....	450 (2/1)	11/27/83..... Ron Jaworski at Washington (L).....	333 (3/1)
09/27/09..... Kevin Kolb vs. Chiefs (W).....	327 (2/0)	09/11/83..... Ron Jaworski vs. Washington (L).....	326 (1/2)
09/20/09..... Kevin Kolb vs. Saints (L) - first NFL start.....	391 (2/3)	09/19/82..... Ron Jaworski at Browns (W).....	334 (2/1)
01/18/09..... Donovan McNabb at Cardinals (L).....	375 (3/1)	09/12/82..... Ron Jaworski vs. Washington (L).....	371 (2/0)

300+ YARD PASSING GAMES (TDs / INTs)

10/18/81 Ron Jaworski at Vikings (L).....	330 (2/2)
12/21/80 Ron Jaworski at Cowboys (L).....	331 (1/0)
11/09/80 Ron Jaworski at Saints (W).....	323 (3/0)
12/16/73 Roman Gabriel at Washington (L).....	302 (1/1)
12/02/73 Roman Gabriel at 49ers (L).....	322 (2/1)
10/14/73 Roman Gabriel at Cardinals (W).....	379 (3/0)
09/19/71 Pete Liske at Bengals (L).....	301 (2/3)
09/28/69 Norm Snead vs. Steelers (W).....	335 (5/1)
11/19/67 Norm Snead vs. Saints (W).....	309 (4/2)
10/22/67 Norm Snead at Cardinals (L).....	321 (2/2)
09/17/67 Norm Snead vs. Washington (W).....	301 (2/0)
12/05/65 Norm Snead vs. Cowboys (L).....	320 (0/1)
11/14/65 Norm Snead vs. Washington (W).....	311 (0/1)
11/07/65 Norm Snead at Browns (L).....	362 (3/2)
10/17/65 King Hill at Giants (L).....	321 (3/4)
12/13/64 Norm Snead at Cardinals (L).....	301 (3/2)
10/13/63 Sonny Jurgensen at Washington (W).....	315 (4/2)
09/15/63 Sonny Jurgensen vs. Steelers (T).....	322 (3/2)
12/16/62 Sonny Jurgensen at Cardinals (L).....	419 (5/3)
11/25/62 Sonny Jurgensen vs. Cowboys (W).....	342 (1/2)
09/23/62 Sonny Jurgensen vs. Giants (L).....	396 (1/3)
12/17/61 Sonny Jurgensen at Lions (W).....	403 (3/2)
12/10/61 Sonny Jurgensen vs. Giants (L).....	367 (3/2)
11/26/61 Sonny Jurgensen vs. Cowboys (W).....	351 (5/2)
10/29/61 Sonny Jurgensen at Washington (W).....	436 (3/2)
10/01/61 Sonny Jurgensen vs. Cardinals (L).....	399 (3/2)
11/16/58 Norm Van Brocklin vs. Cardinals (W).....	318 (2/1)
10/01/55 Bobby Thomason vs. Washington (L).....	349 (4/0)
11/28/54 Adrian Burk vs. Washington (W).....	345 (5/1)
12/13/53 Bobby Thomason vs. Browns (W).....	331 (3/0)
11/15/53 Bobby Thomason vs. Colts (W).....	329 (3/5)
11/08/53 Bobby Thomason vs. Giants (W).....	437 (4/1)
12/01/40 Davey O'Brien at Washington (L).....	316 (1/0)

* Rookie | *Playoff Game*



DONOVAN McNABB



CARSON WENTZ

RUSHING RECORDS CAREER



MOST RUSHING YARDS

Rk	Player	G	Att	Yds	Avg	Lg	TD
1.	LeSean McCoy (2009-14)	90	1,461	6,792	4.6	66t	44
2.	Wilbert Montgomery (1977-84)	100	1,465	6,538	4.5	90t	45
3.	Brian Westbrook (2002-09)	107	1,308	5,995	4.6	71t	37
4.	Steve Van Buren (1944-51)	83	1,320	5,860	4.4	70t	69
5.	Duce Staley (1997-2003)	98	1,200	4,807	4.0	64t	22
6.	Randall Cunningham (QB) (1985-95)	122	677	4,482	6.6	52t	32
7.	Ricky Watters (1995-97)	48	975	3,794	3.9	57	31
8.	Timmy Brown (1960-67)	96	850	3,703	4.4	61t	29
9.	Tom Woodeshick (1963-71)	111	831	3,563	4.3	57t	21
10.	Donovan McNabb (QB) (1999-2009)	148	573	3,249	5.7	54	28
11.	Tom Sullivan (1972-77)	80	871	3,135	3.6	37	17
12.	Clarence Peaks (1957-63)	83	786	2,927	3.7	57	19
13.	Keith Byars (1986-92)	105	750	2,672	3.6	52	17
14.	Billy Barnes (1957-61)	60	689	2,391	3.5	70t	20
15.	Herschel Walker (1992-94)	48	554	2,344	4.2	91t	14
16.	Anthony Toney (FB) (1986-90)	67	639	2,294	3.6	44	14
17.	Charlie Garner (1994-98)	66	495	2,261	4.6	55t	17
18.	Correll Buckhalter (2001-08)	74	476	2,155	4.5	64t	18
19.	Heath Sherman (1989-93)	76	537	2,130	4.0	37	10
20.	Michael Vick (QB) (2009-13)	54	298	1,998	6.7	61	15

ATTEMPTS

Rk	Player	Att
1.	Wilbert Montgomery (1977-84)	1,465
2.	LeSean McCoy (2009-14)	1,461
3.	Steve Van Buren (1944-51)	1,320
4.	Brian Westbrook (2002-09)	1,308
5.	Duce Staley (1997-2003)	1,200
6.	Ricky Watters (1995-97)	975
7.	Tom Sullivan (1972-77)	871
8.	Timmy Brown (1960-67)	850
9.	Tom Woodeshick (1963-71)	831
10.	Clarence Peaks (1957-63)	786

RUSHING AVERAGE

Rk	Player	Avg
1.	Randall Cunningham (QB) (1985-95)	6.6
2.	Donovan McNabb (QB) (1999-2009)	5.7
3.	LeSean McCoy (2009-14)	4.7
4.	Brian Westbrook (2002-09)	4.6
5.	Charlie Garner (1994-98)	4.6
6.	Correll Buckhalter (2001-08)	4.5
7.	Wilbert Montgomery (1977-84)	4.5
8.	Steve Van Buren (1944-51)	4.4
9.	Timmy Brown (1960-67)	4.4
10.	Tom Woodeshick (1963-71)	4.3

TOUCHDOWNS

Rk	Player	TD
1.	Steve Van Buren (1944-51)	69
2.	Wilbert Montgomery (1977-84)	45
3.	LeSean McCoy (2009-14)	44
4.	Brian Westbrook (2002-09)	37
5.	Randall Cunningham (QB) (1985-95)	32
6.	Ricky Watters (1995-97)	31
7.	Timmy Brown (1960-67)	29
8.	Donovan McNabb (QB) (1999-2009)	28
9.	Duce Staley (1997-2003)	22
10.	Tom Woodeshick (1963-71)	21



LESEAN MCCOY



STEVE VAN BUREN

RUSHING RECORDS SEASON



MOST RUSHING YARDS

Rk	Player	Att	Yds	Avg	Lg	TD
1.	LeSean McCoy (2013)	314	1,607	5.1	57t	9
2.	Wilbert Montgomery (1979)	338	1,512	4.5	62t	9
3.	Ricky Watters (1996)	353	1,411	4.0	56t	13
4.	Wilbert Montgomery (1981)	286	1,402	<u>4.9</u>	41	8
5.	Brian Westbrook (2007)	278	1,333	4.8	36	7
6.	LeSean McCoy (2014)	312	1,319	4.2	53	5
7.	LeSean McCoy (2011)	273	1,309	4.8	60	17
8t.	Duce Staley (1999)	325	1,273	3.9	29	4
	Ricky Watters (1995)	337	1,273	3.8	57	11
10.	Wilbert Montgomery (1978)	259	1,220	<u>4.7</u>	47	9
11.	Brian Westbrook (2006)	240	1,217	5.1	71t	7
12.	Steve Van Buren (1949)	263	1,146	4.4	41	11
13.	Ricky Watters (1997)	285	1,110	3.9	28	7
14.	LeSean McCoy (2010)	207	1,080	<u>5.2</u>	62	7
15.	Herschel Walker (1992)	267	1,070	4.0	38	8
16.	Duce Staley (1998)	258	1,065	4.1	64t	5
17.	Duce Staley (2002)	269	1,029	3.8	57	5
18.	Earnest Jackson (1985)	282	1,028	3.6	59	5
19.	Steve Van Buren (1947)	217	1,008	4.6	45	13

Led NFL Led Conference

ATTEMPTS

Rk	Player	Att
1.	Ricky Watters (1996)	353
2.	Wilbert Montgomery (1979)	338
3.	Ricky Watters (1995)	337
4.	Duce Staley (1999)	325
5.	LeSean McCoy (2013)	314

TOUCHDOWNS

Rk	Player	TD
1.	LeSean McCoy (2011)	17
2.	Steve Van Buren (1945)	15
3t.	Ricky Watters (1996)	13
	Steve Van Buren (1947)	13
5t.	Ricky Watters (1995)	11
	Tom Sullivan (1974)	11
	Steve Van Buren (1949)	11
8.	Steve Van Buren (1948)	10

LONGEST RUSHING PLAYS

Rk	Player	Yds
1.	Herschel Walker (11/27/94 at Falcons)	91t
2.	Wilbert Montgomery (12/19/82 vs. Oilers)	90t
3.	Brian Mitchell (10/1/00 vs. Falcons)	85t
4.	Miles Sanders (12/13/20 vs. Saints)	82t
5.	Swede Hanson (9/16/34 at Packers)	81t
6.	Leroy Harris (11/25/79 at Packers)	80
7.	Bosh Pritchard (10/23/49 vs. Washington)	77t
8t.	Miles Sanders (10/18/20 vs. Ravens)	74
	Miles Sanders (10/11/20 at Steelers)	74t
	Herman Hunter (11/24/85 at Cowboys)	74t

MOST CONSECUTIVE GAMES WITH RUSHING TD

Rk	Player	Games
1.	Steve Van Buren (1947)	8
2.	Ricky Watters (1995)	6
3t.	LeSean McCoy (2011)	5
	Steve Van Buren (1948)	5
5t.	Many times, last: Michael Vick (2010)	4



WILBERT MONTGOMERY



RICKY WATTERS

MOST RUSHING YARDS

Rk	Player	Yds
1.	LeSean McCoy (12/8/13 vs. Lions).....	217
2.	Steve Van Buren (11/27/49 vs. Steelers).....	205
3.	Duce Staley (9/3/00 at Cowboys).....	201
4.	Wilbert Montgomery (11/4/79 vs. Browns).....	197
5.	Steve Van Buren (12/18/49 at Rams).....	196
6.	Wilbert Montgomery (1/11/81 vs. Cowboys).....	194
7.	Swede Hanson (11/6/34 vs. Reds).....	190
8.	Timmy Brown (11/7/65 at Browns).....	186
9.	LeSean McCoy (10/30/11 vs. Cowboys).....	185
10.	LeSean McCoy (9/9/13 at Washington).....	184

MOST ATTEMPTS

Rk	Player	Att
1t.	Heath Sherman (10/6/91 at Buccaneers).....	35
	Heath Sherman (11/12/90 vs. Washington).....	35
	Steve Van Buren (11/20/49 vs. Bulldogs).....	35
4.	Earnest Jackson (11/17/85 at Cardinals).....	34
5t.	Brian Westbrook (12/7/08 at Giants).....	33
	Ricky Watters (12/10/95 vs. Cowboys).....	33
	Steve Van Buren (10/3/49 at Lions).....	33

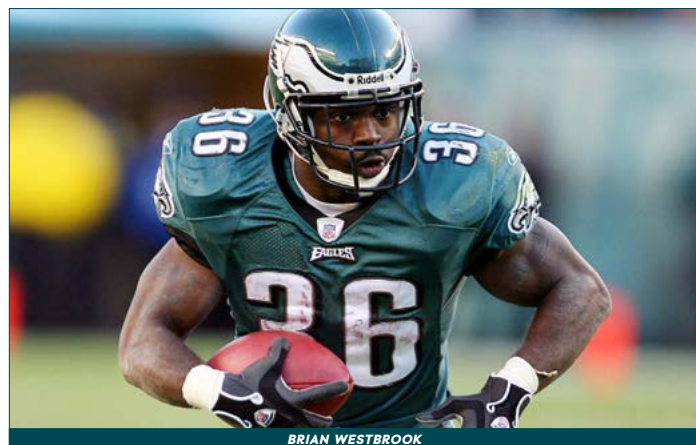
MOST TOUCHDOWNS

Rk	Player	TD
1t.	Boston Scott (12/29/19 at Giants).....	3
	LeSean McCoy (12/18/11 vs. Jets).....	3
	LeSean McCoy (9/19/10 at Lions).....	3
	Charlie Garner (10/8/95 vs. Washington).....	3
	Wilbert Montgomery (12/19/82 vs. Oilers).....	3
	Wilbert Montgomery (10/7/79 vs. Washington).....	3
	Wilbert Montgomery (9/10/78 at Washington).....	3
	Tom Sullivan (10/13/74 vs. Giants).....	3
	Clarence Peaks (11/16/58 vs. Cardinals).....	3
	Steve Van Buren (10/17/48 at Washington).....	3
	Steve Van Buren (12/14/47 vs. Packers).....	3
	Steve Van Buren (12/9/45 vs. Yanks).....	3

200+ RUSHING YARDS

200+ YARD RUSHING GAMES, Career

Rk	Player	Total
1t.	LeSean McCoy (2009-14).....	1
	Duce Staley (1997-2003).....	1
	Steve Van Buren (1944-51).....	1



BRIAN WESTBROOK



DUCE STALEY

100+ RUSHING YARDS

100+ YARD RUSHING GAMES, Career

Rk	Player	Total
1.	Wilbert Montgomery (1977-84).....	26
2.	LeSean McCoy (2009-14).....	23
3.	Brian Westbrook (2002-09).....	20
4.	Steve Van Buren (1944-51).....	19
5.	Duce Staley (1997-2003).....	13

Includes playoff games

100+ YARD RUSHING GAMES, Season

Rk	Player	Total
1.	Wilbert Montgomery (1981).....	8
2t.	LeSean McCoy (2013).....	7
	Wilbert Montgomery (1979).....	7
4t.	LeSean McCoy (2011).....	6
	Brian Westbrook (2007).....	6
	Brian Westbrook (2006).....	6
	Ricky Watters (1996).....	6
	Wilbert Montgomery (1978).....	6

Regular season only

CONSECUTIVE 100+ YARD RUSHING GAMES

Rk	Player	Total
1.	Steve Van Buren (1948).....	4
2t.	Brian Westbrook (2006).....	3
	Wilbert Montgomery (1981).....	3
	Wilbert Montgomery (1979).....	3
	Wilbert Montgomery (1978).....	3

Regular season only

100+ YARD RUSHING GAMES (TDs)

12/13/20..... Jalen Hurts* (QB) vs. Saints (W).....	106 (0)	01/11/04..... Donovan McNabb (QB) vs. Packers (W).....	107 (0)
Miles Sanders vs. Saints (W).....	115 (2)	12/07/03..... Correll Buckhalter vs. Cowboys (W).....	115 (1)
10/18/20..... Miles Sanders vs. Ravens (L).....	118 (0)	10/26/03..... Correll Buckhalter vs. Jets (W).....	100 (2)
12/15/19..... Miles Sanders* at Washington (W).....	122 (1)	12/08/02..... Duce Staley at Seahawks (W).....	100 (1)
10/01/17..... LeGarrette Blount at Chargers (W).....	136 (0)	11/17/02..... Duce Staley vs. Cardinals (W).....	135 (0)
12/18/16..... Ryan Mathews at Ravens (L).....	128 (1)	10/28/02..... Donovan McNabb (QB) vs. Giants (W).....	107 (1)
11/13/16..... Ryan Mathews vs. Falcons (W).....	109 (2)	Duce Staley vs. Giants (W).....	126 (0)
10/19/15..... DeMarco Murray vs. Giants (W).....	112 (1)	10/20/02..... Duce Staley vs. Buccaneers (W).....	152 (0)
09/27/15..... Ryan Mathews at Jets (W).....	108 (0)	10/06/02..... Donovan McNabb (QB) at Jaguars (L).....	100 (1)
11/27/14..... LeSean McCoy at Cowboys (W).....	159 (1)	11/18/01..... Duce Staley at Cowboys (W).....	102 (0)
11/23/14..... LeSean McCoy vs. Titans (W).....	130 (1)	11/11/01..... Duce Staley vs. Vikings (W).....	146 (1)
11/02/14..... LeSean McCoy at Texans (W).....	117 (0)	10/07/01..... Correll Buckhalter* vs. Cardinals (L).....	134 (0)
10/12/14..... LeSean McCoy vs. Giants (W).....	149 (0)	11/26/00..... Donovan McNabb (QB) at Washington (W).....	125 (1)
12/29/13..... LeSean McCoy at Cowboys (W).....	131 (0)	10/01/00..... Brian Mitchell vs. Falcons (W).....	105 (1)
12/22/13..... Bryce Brown vs. Bears (W).....	115 (1)	09/03/00..... Duce Staley at Cowboys (W).....	201 (1)
LeSean McCoy vs. Bears (W).....	133 (2)	11/14/99..... Duce Staley vs. Washington (W).....	122 (1)
12/08/13..... LeSean McCoy vs. Lions (W).....	217 (2)	11/07/99..... Duce Staley at Panthers (L).....	140 (1)
11/10/13..... LeSean McCoy at Packers (W).....	155 (0)	10/17/99..... Duce Staley at Bears (W).....	101 (0)
10/13/13..... LeSean McCoy at Buccaneers (W).....	116 (0)	10/10/99..... Duce Staley vs. Cowboys (W).....	110 (0)
09/19/13..... LeSean McCoy vs. Chiefs (L).....	158 (1)	09/12/99..... Duce Staley vs. Cardinals (L).....	111 (1)
09/09/13..... LeSean McCoy at Washington (W).....	184 (1)	12/13/98..... Duce Staley vs. Cardinals (L).....	141 (1)
12/02/12..... Bryce Brown* at Cowboys (L).....	169 (2)	11/08/98..... Charlie Garner vs. Lions (W).....	129 (1)
11/26/12..... Bryce Brown* vs. Panthers (L).....	178 (2)	12/21/97..... Charlie Garner at Washington (L).....	115 (2)
11/05/12..... LeSean McCoy at Saints (L).....	119 (0)	10/05/97..... Ricky Watters vs. Washington (W).....	104 (2)
09/30/12..... LeSean McCoy vs. Giants (W).....	123 (0)	09/15/97..... Ricky Watters at Cowboys (L).....	106 (0)
09/09/12..... LeSean McCoy at Browns (W).....	110 (0)	12/01/96..... Ricky Watters vs. Giants (W).....	104 (0)
12/18/11..... LeSean McCoy vs. Jets (W).....	102 (3)	11/03/96..... Ricky Watters at Cowboys (W).....	116 (1)
11/20/11..... LeSean McCoy at Giants (W).....	113 (0)	10/20/96..... Ricky Watters vs. Dolphins (W).....	173 (1)
10/30/11..... LeSean McCoy vs. Cowboys (W).....	185 (2)	10/13/96..... Ricky Watters at Giants (W).....	110 (0)
10/16/11..... LeSean McCoy at Washington (W).....	126 (1)	09/22/96..... Ricky Watters at Falcons (W).....	121 (2)
09/25/11..... LeSean McCoy vs. Giants (L).....	128 (1)	09/15/96..... Ricky Watters vs. Lions (W).....	153 (1)
09/11/11..... LeSean McCoy at Rams (W).....	122 (1)	12/10/95..... Ricky Watters vs. Cowboys (W).....	112 (1)
12/19/10..... Michael Vick (QB) at Giants (W).....	130 (1)	11/26/95..... Ricky Watters at Washington (W).....	124 (2)
12/12/10..... LeSean McCoy at Cowboys (W).....	149 (0)	10/15/95..... Ricky Watters at Giants (W).....	122 (1)
11/21/10..... LeSean McCoy vs. Giants (W).....	111 (1)	10/08/95..... Charlie Garner vs. Washington (W).....	120 (3)
11/15/10..... Jerome Harrison at Washington (W).....	109 (1)	Ricky Watters vs. Washington (W).....	139 (0)
09/19/10..... LeSean McCoy at Lions (W).....	120 (3)	10/09/94..... Charlie Garner* vs. Washington (W).....	122 (0)
09/12/10..... Michael Vick (QB) vs. Packers (L).....	103 (0)	10/02/94..... Charlie Garner* at 49ers (W) - NFL debut.....	111 (2)
12/07/08..... Brian Westbrook at Giants (W).....	131 (1)	<i>01/03/93..... Heath Sherman at Saints (W).....</i>	<i>105 (1)</i>
11/27/08..... Brian Westbrook vs. Cardinals (W).....	110 (2)	12/27/92..... Herschel Walker vs. Giants (W).....	104 (0)
10/26/08..... Brian Westbrook vs. Falcons (W).....	167 (2)	12/13/92..... Herschel Walker at Seahawks (W).....	111 (1)
12/23/07..... Brian Westbrook at Saints (W).....	100 (0)	12/06/92..... Randall Cunningham (QB) vs. Vikings (W).....	121 (2)
12/09/07..... Brian Westbrook vs. Giants (L).....	116 (0)	11/22/92..... Heath Sherman at Giants (W).....	109 (1)
11/18/07..... Brian Westbrook vs. Dolphins (W).....	148 (0)	10/25/92..... Herschel Walker vs. Cardinals (W).....	112 (0)
11/11/07..... Brian Westbrook at Washington (W).....	100 (1)	09/13/92..... Herschel Walker at Cardinals (W).....	115 (0)
10/14/07..... Brian Westbrook at Jets (W).....	120 (0)	09/06/92..... Herschel Walker vs. Saints (W).....	112 (0)
09/30/07..... Correll Buckhalter at Giants (L).....	103 (0)	11/23/90..... Heath Sherman vs. Washington (W).....	124 (0)
09/23/07..... Brian Westbrook vs. Lions (W).....	110 (2)	11/04/90..... Randall Cunningham (QB) vs. Patriots (W).....	124 (1)
<i>01/13/07..... Brian Westbrook at Saints (L).....</i>	<i>116 (2)</i>	Heath Sherman vs. Patriots (W).....	113 (0)
<i>01/07/07..... Brian Westbrook vs. Giants (W).....</i>	<i>141 (1)</i>	09/23/90..... Anthony Toney at Rams (W).....	103 (0)
12/25/06..... Brian Westbrook at Cowboys (W).....	122 (0)	12/27/87..... Keith Byars vs. Bills (W).....	102 (0)
11/26/06..... Brian Westbrook at Colts (L).....	124 (1)	11/29/87..... Anthony Toney at Patriots (W).....	123 (1)
11/19/06..... Brian Westbrook vs. Titans (L).....	102 (0)	12/07/86..... Keith Byars* vs. Cardinals (T) (OT).....	127 (0)
11/12/06..... Brian Westbrook vs. Washington (W).....	113 (0)	11/16/86..... Randall Cunningham (QB) vs. Lions (L).....	110 (0)
10/22/06..... Brian Westbrook at Buccaneers (L).....	101 (0)	12/22/85..... Earnest Jackson at Vikings (W).....	106 (2)
09/24/06..... Brian Westbrook at 49ers (W).....	117 (2)	11/17/85..... Earnest Jackson at Cardinals (W).....	162 (1)
12/11/05..... Ryan Moats* vs. Giants (L) (OT).....	114 (2)	10/13/85..... Earnest Jackson vs. Cardinals (W).....	103 (0)
11/27/05..... Brian Westbrook vs. Packers (W).....	120 (1)	12/09/84..... Wilbert Montgomery vs. Patriots (W).....	100 (1)
10/03/04..... Brian Westbrook at Bears (W).....	119 (0)	12/19/82..... Wilbert Montgomery vs. Oilers (W).....	147 (3)
09/12/04..... Brian Westbrook vs. Giants (W).....	119 (0)	12/20/81..... Wilbert Montgomery vs. Cardinals (W).....	108 (1)

100+ YARD RUSHING GAMES (TDs)

12/06/81 Wilbert Montgomery at Washington (L).....	116 (0)	11/22/64 Earl Gros vs. Cardinals (L).....	103 (0)
11/22/81 Wilbert Montgomery vs. Giants (L).....	102 (0)	11/15/64 Earl Gros at Cowboys (W).....	118 (0)
11/15/81 Wilbert Montgomery vs. Colts (W).....	115 (0)	10/18/64 Ollie Matson at Giants (W).....	100 (2)
11/08/81 Wilbert Montgomery at Cardinals (W).....	118 (0)	10/11/64 Timmy Brown at Washington (L).....	101 (2)
10/25/81 Wilbert Montgomery vs. Buccaneers (W).....	119 (1)	10/04/64 Timmy Brown vs. Steelers (W).....	116 (0)
09/17/81 Wilbert Montgomery at Bills (W).....	125 (0)	Earl Gros vs. Steelers (W).....	129 (0)
09/13/81 Wilbert Montgomery vs. Patriots (W).....	137 (0)	11/25/62 Timmy Brown vs. Cowboys (W).....	107 (2)
01/11/81 <i>Wilbert Montgomery vs. Cowboys (W).....</i>	<i>194 (1)</i>	10/23/60 Clarence Peaks at Browns (W).....	102 (0)
09/14/80 Wilbert Montgomery at Vikings (W).....	169 (2)	11/01/59 Bill Barnes vs. Washington (W).....	163 (1)
12/02/79 Wilbert Montgomery vs. Lions (W).....	108 (1)	10/25/59 Bill Barnes at Cardinals (W).....	111 (2)
11/25/79 Leroy Harris at Packers (W).....	137 (0)	11/29/53 Don Johnson* at Giants (L).....	121 (1)
11/18/79 Wilbert Montgomery vs. Cardinals (W).....	118 (0)	11/15/53 Don Johnson* vs. Colts (W).....	100 (2)
11/12/79 Wilbert Montgomery at Cowboys (W).....	127 (1)	12/02/51 Frank Ziegler at Washington (W).....	136 (0)
11/04/79 Wilbert Montgomery vs. Browns (L).....	197 (1)	11/19/50 Frank Ziegler vs. Cardinals (L).....	113 (0)
10/14/79 Wilbert Montgomery at Cardinals (W).....	117 (1)	11/12/50 Steve Van Buren at Washington (W).....	108 (1)
10/07/79 Wilbert Montgomery vs. Washington (W).....	127 (3)	10/15/50 Toy Ledbetter* at Colts (W).....	107 (1)
09/23/79 Wilbert Montgomery at Giants (W).....	126 (0)	10/07/50 Frank Ziegler vs. Rams (W).....	106 (1)
12/17/78 Mike Hogan vs. Giants (W).....	100 (0)	12/18/49 <i>Steve Van Buren at Rams (W).....</i>	<i>196 (0)</i>
Wilbert Montgomery vs. Giants (W).....	130 (2)	11/27/49 Steve Van Buren vs. Steelers (W).....	205 (0)
12/03/78 Wilbert Montgomery at Vikings (L).....	115 (1)	11/20/49 Steve Van Buren vs. Bulldogs (W).....	174 (2)
10/15/78 Wilbert Montgomery vs. Washington (W).....	125 (1)	10/30/49 Steve Van Buren at Steelers (W).....	103 (2)
10/01/78 Wilbert Montgomery at Colts (W).....	144 (1)	10/23/49 Bosh Pritchard vs. Washington (W).....	128 (1)
09/24/78 Wilbert Montgomery vs. Dolphins (W).....	111 (0)	10/03/49 Steve Van Buren at Lions (W).....	135 (2)
09/17/78 Wilbert Montgomery at Saints (W).....	104 (0)	11/21/48 Steve Van Buren vs. Washington (W).....	171 (1)
12/18/77 Wilbert Montgomery* vs. Jets (W).....	103 (2)	11/14/48 Steve Van Buren vs. Yanks (W).....	137 (0)
10/09/77 Herb Lusk at Giants (W).....	117 (2)	11/07/48 Steve Van Buren at Giants (W).....	143 (2)
12/12/76 Mike Hogan* vs. Seahawks (W).....	104 (0)	10/31/48 Steve Van Buren at Steelers (W).....	109 (1)
Tom Sullivan vs. Seahawks (W).....	121 (2)	11/02/47 Steve Van Buren at Washington (W).....	138 (2)
09/27/76 Mike Hogan* vs. Washington (L) (OT).....	100 (0)	10/19/47 Steve Van Buren at Steelers (L).....	133 (0)
11/25/73 Tom Sullivan vs. Giants (W).....	156 (1)	10/05/47 Steve Van Buren vs. Giants (W).....	105 (0)
10/07/73 Norm Bulaich at Bills (L).....	104 (0)	11/24/46 Steve Van Buren vs. Washington (L).....	130 (0)
Tom Sullivan at Bills (L).....	155 (0)	12/09/45 Steve Van Buren vs. Yanks (W).....	100 (3)
09/23/73 Tom Sullivan at Giants (T).....	100 (1)	12/02/45 Steve Van Buren at Giants (L).....	100 (2)
12/21/69 Cyril Pinder at 49ers (L).....	128 (1)	11/18/45 Steve Van Buren vs. Steelers (W).....	107 (2)
12/07/69 Tom Woodeshick vs. Washington (L).....	102 (0)	11/11/45 Steve Van Buren vs. Giants (W).....	129 (2)
11/16/69 Tom Woodeshick vs. Rams (L).....	130 (1)	11/05/44 Steve Van Buren* at Tigers (W).....	129 (2)
12/08/68 Tom Woodeshick vs. Saints (W).....	122 (1)	11/28/43 Jack Hinkle at Washington (W).....	117 (1)
09/22/68 Tom Woodeshick vs. Giants (L).....	129 (1)	11/21/43 Jack Hinkle vs. Lions (W).....	132 (1)
10/29/67 Tom Woodeshick vs. Cowboys (W).....	101 (1)	11/15/42 Bosh Pritchard* at Dodgers (W).....	104 (0)
10/08/67 Tom Woodeshick at Falcons (W).....	129 (1)	09/13/36 Swede Hanson vs. Giants (W).....	107 (0)
12/18/66 Tom Woodeshick at Washington (W).....	105 (2)	11/11/34 Swede Hanson vs. Dodgers (L).....	118 (0)
12/04/66 Jack Concannon (QB) vs. Steelers (W).....	129 (1)	11/06/34 Swede Hanson vs. Reds (W).....	190 (2)
10/23/66 Timmy Brown at Giants (W).....	100 (0)	09/16/34 Swede Hanson at Packers (L).....	116 (1)
09/18/66 Izzy Lang vs. Falcons (W).....	114 (1)		
11/28/65 Timmy Brown at Cardinals (W).....	180 (1)		
11/07/65 Timmy Brown at Browns (L).....	186 (1)		

* Rookie | *Playoff Game*

RECEIVING RECORDS CAREER



MOST RECEPTIONS

Rk	Player	G	Rec	Yds	Avg	Lg	TD
1.	Harold Carmichael (1971-83)	180	589	8,978	15.2	85t	79
2.	Zach Ertz (TE) (2013-)	117	561	6,078	10.8	60	36
3.	Pete Retzlaff (TE) (1956-66)	132	452	7,412	16.4	84	47
4.	Brian Westbrook (RB) (2002-09)	107	426	3,790	8.9	62	29
5.	Brent Celek (TE) (2007-17)	175	398	4,998	12.6	73	31
6.	DeSean Jackson (2008-13, '19-20)	95	379	6,512	17.2	91t	35
7.	Pete Pihos (E) (1947-55)	107	373	5,619	15.1	66t	61
8.	Keith Byars (RB) (1986-92)	105	371	3,532	9.5	60	13
9.	Mike Quick (1982-90)	101	363	6,464	17.8	99t	61
10.	Jeremy Maclin (2009-14)	75	343	4,771	13.9	83t	36
11.	Bobby Walston (WR/K) (1951-62)	148	311	5,363	17.2	75t	46
12.	Fred Barnett (1990-95)	81	308	4,634	15.0	95t	28
13.	LeSean McCoy (RB) (2009-14)	90	300	2,282	7.6	70	10
14.	Jason Avant (2006-13)	116	297	3,646	12.3	58	12
15.	Calvin Williams (1990-96)	93	295	3,840	13.0	80t	34
16.	Tommy McDonald (FL) (1957-63)	88	287	5,499	19.2	91t	66
17.	Duce Staley (RB) (1997-2003)	98	275	2,498	9.1	52t	10
18.	Wilbert Montgomery (RB) (1977-84)	100	266	2,447	9.2	53t	12
19.	Ben Hawkins (FL) (1966-73)	102	261	4,764	18.3	92t	32
20.	Jordan Matthews (WR) (2014-16, '18, '19)	62	249	3,006	12.1	78t	21

RECEIVING YARDS

Rk	Player	Yds
1.	Harold Carmichael (1971-83).....	8,978
2.	Pete Retzlaff (E) (1956-66).....	7,412
3.	DeSean Jackson (2008-13, '19-20)....	6,512
4.	Mike Quick (1982-90).....	6,464
5.	Zach Ertz (TE) (2013-).....	6,078
6.	Pete Pihos (E) (1947-55).....	5,619
7.	Tommy McDonald (FL) (1957-63).....	5,499
8.	Bobby Walston (WR/K) (1951-62)....	5,363
9.	Brent Celek (TE) (2007-17).....	4,998
10.	Jeremy Maclin (2009-14).....	4,771
11.	Ben Hawkins (FL) (1966-73).....	4,764
12.	Fred Barnett (1990-95).....	4,634
13.	Calvin Williams (1990-96).....	3,840
14.	Brian Westbrook (RB) (2002-09).....	3,790
15.	Jason Avant (2006-13).....	3,646
16.	Keith Byars (RB) (1986-92).....	3,532
17.	Harold Jackson (1969-72).....	3,493
18.	Charlie Smith (1974-81).....	3,349
19.	Timmy Brown (B) (1960-67).....	3,346
20.	Irving Fryar (1996-98).....	3,067

RECEIVING AVERAGE

Rk	Player	Avg
1.	Tommy McDonald (FL) (1957-63).....	19.2
2.	Ben Hawkins (FL) (1966-73).....	18.3
3.	Mike Quick (1982-90).....	17.8
4t.	DeSean Jackson (2008-13, '19-20)....	17.2
	Bobby Walston (WR/K) (1951-62).....	17.2
6.	Pete Retzlaff (E) (1956-66).....	16.4
7.	Harold Jackson (1969-72).....	16.3
8.	Charlie Smith (1974-81).....	15.4
9.	Harold Carmichael (1971-83).....	15.2
10.	Pete Pihos (E) (1947-55).....	15.1

TOUCHDOWNS

Rk	Player	TD
1.	Harold Carmichael (1971-83).....	79
2.	Tommy McDonald (FL) (1957-63).....	66
3t.	Mike Quick (1982-90).....	61
	Pete Pihos (E) (1947-55).....	61
5.	Pete Retzlaff (E) (1956-66).....	47
6.	Bobby Walston (WR/K) (1951-62).....	46
7t.	Zach Ertz (TE) (2013-).....	36
	Jeremy Maclin (2009-14).....	36
9.	DeSean Jackson (2008-13, '19-20).....	35
10.	Calvin Williams (1990-96).....	34

MOST CONSECUTIVE GAMES WITH RECEIVING TD

Rk	Player	Games
1t.	Mike Quick (1985).....	6
	Pete Pihos (1947-48).....	6
3t.	5x, last: DeSean Jackson (2009).....	5



HAROLD CARMICHAEL



ZACH ERTZ

RECEIVING RECORDS SEASON



MOST RECEPTIONS

Rk	Player	Rec	Yds	Avg	Lg	TD
1.	Zach Ertz (TE) (2018)	116	1,163	10.0	34	8
2.	Brian Westbrook (RB) (2007)	90	771	8.6	57t	5
3t.	Zach Ertz (TE) (2019)	88	916	10.4	30	6
	Irving Fryar (1996)	88	1,195	13.6	42	11
5.	Irving Fryar (1997)	86	1,316	15.3	72t	6
6t.	Jordan Matthews (2015)	85	997	11.7	78t	8
	Jeremy Maclin (2014)	85	1,318	15.5	72	10
8.	DeSean Jackson (2013)	82	1,332	16.2	61t	9
9t.	Keith Byars (RB) (1990)	81	819	10.1	54	3
	Keith Jackson (TE) (1988)	81	869	10.7	41	6

Led NFL Led Conference



MIKE QUICK

RECEIVING YARDS

Rk	Player	Yds
1.	Mike Quick (1983)	1,409
2.	DeSean Jackson (2013)	1,332
3.	Jeremy Maclin (2014)	1,318
4.	Irving Fryar (1997)	1,316
5.	Ben Hawkins (FL) (1967)	1,265
6.	Mike Quick (1985)	1,247
7.	Terrell Owens (2004)	1,200
8.	Irving Fryar (1996)	1,195
9.	Pete Retzlaff (TE) (1965)	1,190
10.	Zach Ertz (TE) (2018)	1,163
11.	DeSean Jackson (2009)	1,156
12.	Tommy McDonald (FL) (1962)	1,146
13.	Tommy McDonald (FL) (1961)	1,144
14.	Fred Barnett (1994)	1,127
15t.	Harold Carmichael (1973)	1,116
	Harold Jackson (1969)	1,116
17.	Kevin Curtis (2007)	1,110
18.	Fred Barnett (1992)	1,083
19.	Harold Carmichael (1978)	1,072
20.	DeSean Jackson (2010)	1,056
21.	Mike Quick (1984)	1,052
22.	Pete Pihos (E) (1953)	1,049
23.	Harold Jackson (1972)	1,048
24.	Harold Carmichael (1981)	1,028

TOUCHDOWNS

Rk	Player	TD
1.	Terrell Owens (2004)	14
2t.	Mike Quick (1983)	13
	Tommy McDonald (FL) (1961)	13
	Tommy McDonald (FL) (1960)	13
5t.	Irving Fryar (1996)	11
	Cris Carter (1989)	11
	Mike Quick (1987)	11
	Mike Quick (1985)	11
	Harold Carmichael (1979)	11
	Bobby Walston (WR/K) (1954)	11
	Pete Pihos (E) (1948)	11
12t.	Jeremy Maclin (2014)	10
	Jeremy Maclin (2010)	10
	Calvin Williams (1993)	10
	Ben Hawkins (FL) (1967)	10
	Pete Retzlaff (TE) (1965)	10
	Tommy McDonald (FL) (1962)	10
	Tommy McDonald (FL) (1959)	10
	Pete Pihos (E) (1954)	10
	Pete Pihos (E) (1953)	10

300-100-100 PERFORMANCES IN SAME GAME

Date	300+ Yard Passer (Yds)	100+ Yard Rusher (Yds)	100+ Yard Receiver (Yds)
9/23/07 vs. Det.	Donovan McNabb (381)	Brian Westbrook (110)	Kevin Curtis (221) Brian Westbrook (111)
10/22/06 at TB	Donovan McNabb (302)	Brian Westbrook (101)	Brian Westbrook (113)
10/1/00 vs. Atl.	Donovan McNabb (311)	Brian Mitchell (105)	Torrance Small (122)
12/13/92 at Sea.	Randall Cunningham (365)	Herschel Walker (111)	Fred Barnett (161)
11/29/87 at NE	Randall Cunningham (314)	Anthony Toney (123)	Mike Quick (121)
11/7/65 at Cle.	Norm Snead (362)	Timmy Brown (186)	Pete Retzlaff (151)
11/25/62 vs. Dal.	Sonny Jurgensen (342)	Timmy Brown (107)	Pete Retzlaff (113) Tommy McDonald (108)
11/15/53 vs. Bal.	Bobby Thomason (329)	Don Johnson (100)	Pete Pihos (118) Bobby Walston (110)

MOST RECEPTIONS

Rk	Player	Rec
1.	Zach Ertz (TE) (12/20/14 at Washington).....	15
2t.	Zach Ertz (TE) (11/11/18 vs. Cowboys).....	14
	Brian Westbrook (RB) (11/4/07 vs. Cowboys).....	14
	Don Looney (E) (12/1/40 at Washington).....	14
5t.	Zach Ertz (TE) (1/1/17 vs. Cowboys).....	13
	Zach Ertz (TE) (12/26/15 vs. Washington).....	13
	Jeremy Maclin (9/18/11 at Falcons).....	13
8t.	Zach Ertz (TE) (12/24/19 vs. Seahawks).....	12
	Zach Ertz (TE) (12/23/18 vs. Texans).....	12
	Jeremy Maclin (10/26/14 at Cardinals).....	12
	LeSean McCoy (RB) (10/3/10 vs. Washington).....	12
	Brian Westbrook (RB) (11/19/06 vs. Titans).....	12
	Keith Byars (RB) (9/30/90 vs. Colts).....	12
	Keith Jackson (TE) (11/19/89 vs. Vikings).....	12
	Keith Jackson (TE) (9/17/89 at Washington).....	12
	John Spagnola (TE) (10/6/85 at Saints).....	12
	Harold Carmichael (10/14/73 at Cardinals).....	12

MOST RECEIVING YARDS

Rk	Player	Yds
1.	Tommy McDonald (FL) (12/10/61 vs. Giants).....	237
2.	Kevin Curtis (9/23/07 vs. Lions).....	221
3.	DeSean Jackson (12/12/10 at Cowboys).....	210
4.	Pete Retzlaff (TE) (11/14/65 vs. Washington).....	204
5.	Bud Grant (E) (12/7/52 vs. Texans).....	203
6.	Timmy Brown (B) (12/16/62 at Cardinals).....	199
7.	Ben Hawkins (FL) (10/22/67 at Cardinals).....	197
8.	DeSean Jackson (12/15/13 at Vikings).....	195
9.	Harold Jackson (10/11/70 at Giants).....	194
10t.	DeSean Jackson (9/15/13 vs. Chargers).....	193
	Fred Barnett (9/13/92 at Cardinals).....	193

MOST TOUCHDOWNS

Rk	Player	TD
1t.	Irving Fryar (10/20/96 vs. Dolphins).....	4
	Ben Hawkins (FL) (9/28/69 vs. Steelers).....	4
3t.	23x, last: Riley Cooper (11/3/13 at Raiders).....	3



200+ RECEIVING YARDS

200+ YARD RECEIVING GAMES, Career

Rk	Player	Total
1t.	DeSean Jackson (2008-13, '19-20).....	1
	Kevin Curtis (2007-09).....	1
	Pete Retzlaff (TE) (1956-66).....	1
	Tommy McDonald (FL) (1957-63).....	1
	Bud Grant (E) (1951-52).....	1

150+ RECEIVING YARDS

150+ YARD RECEIVING GAMES, Career

Rk	Player	Total
1.	DeSean Jackson (2008-13, '19-20).....	8
2t.	Jeremy Maclin (2009-14).....	5
	Tommy McDonald (FL) (1957-63).....	5
4t.	Fred Barnett (1990-95).....	4
	Ben Hawkins (FL) (1966-73).....	4

100+ RECEIVING YARDS

100+ YARD RECEIVING GAMES, Career

Rk	Player	Total
1.	Pete Retzlaff (TE) (1956-66).....	23
2t.	DeSean Jackson (2008-13, '19-20).....	21
	Mike Quick (1982-90).....	21
	Harold Carmichael (1971-83).....	21
5.	Tommy McDonald (FL) (1957-63).....	17
6.	Fred Barnett (1990-95).....	15
7t.	Jeremy Maclin (2009-14).....	14
	Pete Pihos (E) (1947-55).....	14
9t.	Ben Hawkins (FL) (1966-73).....	13
	Harold Jackson (1969-72).....	13

Includes playoff games

100+ YARD RECEIVING GAMES, Season

Rk	Player	Total
1.	Terrell Owens (2004).....	7
2t.	Irving Fryar (1997).....	6
	Mike Quick (1983).....	6
4t.	10x, last: Zach Ertz (2018).....	5

Regular season only

CONSECUTIVE 100+ YARD RECEIVING GAMES

Rk	Player	Total
1t.	Terrell Owens (2004).....	5
	Harold Jackson (Last 2: 1971, First 3: 1972).....	5
3.	Mike Quick (1983).....	4
4t.	7x, last: Irving Fryar (1996).....	3

Regular season only

100+ YARD RECEIVING GAMES (TDs)

10/11/20..... Travis Fulgham at Steelers (L).....	10, 152 (1)	10/02/11..... DeSean Jackson vs. 49ers (L).....	6, 171 (0)
09/13/20..... Dallas Goedert (TE) at Washington (L).....	8, 101 (1)	09/18/11..... Jeremy Maclin at Falcons (L).....	13, 171 (2)
12/01/19..... Alshon Jeffery at Dolphins (L).....	9, 137 (1)	09/11/11..... DeSean Jackson at Rams (W).....	6, 102 (1)
11/03/19..... Zach Ertz (TE) vs. Bears (W).....	9, 103 (1)	12/12/10..... DeSean Jackson at Cowboys (W).....	4, 210 (1)
09/15/19..... Nelson Agholor at Falcons (L).....	8, 107 (1)	11/21/10..... Jeremy Maclin vs. Giants (W).....	9, 120 (0)
09/08/19..... DeSean Jackson vs. Washington (W).....	8, 154 (2)	11/07/10..... DeSean Jackson vs. Colts (W).....	7, 109 (1)
12/23/18..... Nelson Agholor vs. Texans (W).....	5, 116 (1)	10/17/10..... Jeremy Maclin vs. Falcons (W).....	7, 159 (2)
Zach Ertz (TE) vs. Texans (W).....	12, 110 (2)	10/03/10..... LeSean McCoy (RB) vs. Washington (L).....	12, 110 (0)
12/16/18..... Alshon Jeffery at Rams (W).....	8, 160 (0)	09/26/10..... DeSean Jackson at Jaguars (W).....	5, 153 (1)
11/11/18..... Zach Ertz (TE) vs. Cowboys (L).....	14, 145 (2)	09/19/10..... DeSean Jackson at Lions (W).....	4, 135 (1)
10/21/18..... Zach Ertz (TE) vs. Panthers (L).....	9, 138 (0)	01/09/10..... <i>Jeremy Maclin* at Cowboys (L).....</i>	<i>7, 146 (1)</i>
10/07/18..... Zach Ertz (TE) vs. Vikings (L).....	10, 110 (1)	12/27/09..... Brent Celek (TE) vs. Broncos (W).....	4, 121 (1)
09/30/18..... Zach Ertz (TE) at Titans (L).....	10, 112 (0)	12/20/09..... DeSean Jackson vs. 49ers (W).....	6, 140 (1)
Alshon Jeffery at Titans (L).....	8, 105 (1)	12/13/09..... DeSean Jackson at Giants (W).....	6, 178 (1)
02/04/18..... <i>Corey Clement* (RB) at Patriots (W).....</i>	<i>4, 100 (1)</i>	11/22/09..... DeSean Jackson at Bears (W).....	8, 107 (1)
12/10/17..... Torrey Smith at Rams (W).....	6, 100 (0)	11/15/09..... Jason Avant at Chargers (L).....	8, 156 (0)
12/03/17..... Nelson Agholor at Seahawks (L).....	7, 141 (1)	10/11/09..... Jeremy Maclin* vs. Buccaneers (W).....	6, 142 (2)
11/26/17..... Zach Ertz (TE) vs. Bears (W).....	10, 103 (1)	09/27/09..... Brent Celek (TE) vs. Chiefs (W).....	8, 104 (1)
01/01/17..... Zach Ertz (TE) vs. Cowboys (W).....	13, 139 (2)	DeSean Jackson vs. Chiefs (W).....	6, 149 (1)
12/11/16..... Zach Ertz (TE) vs. Washington (L).....	10, 112 (0)	09/20/09..... Brent Celek (TE) vs. Saints (L).....	8, 104 (0)
09/25/16..... Darren Sproles (RB) vs. Steelers (W).....	6, 128 (1)	DeSean Jackson vs. Saints (L).....	4, 101 (1)
09/11/16..... Jordan Matthews vs. Browns (W).....	7, 114 (1)	01/18/09..... <i>Kevin Curtis at Cardinals (L).....</i>	<i>4, 122 (0)</i>
01/03/16..... Zach Ertz (TE) at Giants (W).....	9, 152 (0)	12/15/08..... Jason Avant vs. Browns (W).....	5, 101 (0)
12/26/15..... Zach Ertz (TE) vs. Washington (L).....	13, 122 (0)	11/02/08..... Brent Celek (TE) at Seahawks (W).....	6, 131 (0)
Jordan Matthews vs. Washington (L).....	6, 104 (1)	09/15/08..... DeSean Jackson* at Cowboys (L).....	6, 110 (0)
12/20/15..... Jordan Matthews vs. Cardinals (L).....	8, 159 (1)	09/07/08..... Hank Baskett vs. Rams (W).....	2, 102 (1)
11/15/15..... Brent Celek (TE) vs. Dolphins (L).....	4, 134 (0)	DeSean Jackson* vs. Rams (W) - NFL debut.....	6, 106 (0)
11/08/15..... Jordan Matthews at Cowboys (W).....	9, 133 (1)	Greg Lewis vs. Rams (W).....	5, 104 (0)
09/14/15..... Jordan Matthews at Falcons (L).....	10, 102 (0)	12/02/07..... Kevin Curtis vs. Seahawks (L).....	6, 111 (1)
12/28/14..... Jordan Matthews* at Giants (W).....	8, 105 (1)	10/28/07..... Reggie Brown at Vikings (W).....	8, 105 (0)
12/20/14..... Zach Ertz (TE) at Washington (L).....	15, 115 (0)	10/14/07..... Kevin Curtis at Jets (W).....	5, 121 (1)
11/27/14..... Jeremy Maclin at Cowboys (W).....	8, 108 (0)	09/23/07..... Kevin Curtis vs. Lions (W).....	11, 221 (3)
11/16/14..... Jordan Matthews* at Packers (L).....	5, 107 (1)	Brian Westbrook (RB) vs. Lions (W).....	5, 111 (1)
11/10/14..... Brent Celek (TE) vs. Panthers (W).....	5, 116 (0)	01/13/07..... <i>Donté Stallworth at Saints (L).....</i>	<i>3, 100 (1)</i>
Jordan Matthews* vs. Panthers (W).....	7, 138 (2)	12/31/06..... Hank Baskett* vs. Falcons (W).....	7, 177 (1)
11/02/14..... Jeremy Maclin at Texans (W).....	6, 158 (2)	12/04/06..... Donté Stallworth vs. Panthers (W).....	4, 111 (1)
10/26/14..... Jeremy Maclin at Cardinals (L).....	12, 187 (2)	11/12/06..... Donté Stallworth vs. Washington (W).....	6, 139 (1)
09/21/14..... Jeremy Maclin vs. Washington (W).....	8, 154 (1)	10/22/06..... Brian Westbrook (RB) at Buccaneers (L).....	7, 113 (1)
09/15/14..... Darren Sproles (RB) at Colts (W).....	7, 152 (0)	10/15/06..... Reggie Brown at Saints (W).....	6, 121 (1)
12/15/13..... DeSean Jackson at Vikings (L).....	10, 195 (1)	10/08/06..... Hank Baskett* vs. Cowboys (W).....	3, 112 (1)
11/10/13..... Riley Cooper at Packers (W).....	3, 102 (2)	09/24/06..... Reggie Brown at 49ers (W).....	5, 106 (0)
11/03/13..... Riley Cooper at Raiders (W).....	5, 139 (3)	09/17/06..... L.J. Smith (TE) vs. Giants (L) (OT).....	7, 111 (0)
DeSean Jackson at Raiders (W).....	5, 150 (1)	09/10/06..... Donté Stallworth at Texans (W).....	6, 141 (1)
10/13/13..... Riley Cooper at Buccaneers (W).....	4, 120 (1)	10/30/05..... Terrell Owens at Broncos (L).....	3, 154 (1)
10/06/13..... DeSean Jackson at Giants (W).....	7, 132 (1)	10/02/05..... Terrell Owens at Chiefs (W).....	11, 171 (1)
09/15/13..... DeSean Jackson vs. Chargers (L).....	9, 193 (1)	09/25/05..... Brian Westbrook (RB) vs. Raiders (W).....	6, 140 (1)
LeSean McCoy (RB) vs. Chargers (L).....	5, 114 (0)	09/18/05..... Terrell Owens vs. 49ers (W).....	5, 143 (2)
09/09/13..... DeSean Jackson at Washington (W).....	7, 104 (1)	L.J. Smith (TE) vs. 49ers (W).....	9, 119 (1)
12/23/12..... Jeremy Maclin vs. Washington (L).....	8, 116 (1)	09/12/05..... Terrell Owens at Falcons (L).....	7, 112 (0)
12/09/12..... Jason Avant at Buccaneers (W).....	7, 133 (0)	02/06/05..... <i>Terrell Owens vs. Patriots (L).....</i>	<i>9, 122 (0)</i>
Jeremy Maclin at Buccaneers (W).....	9, 104 (1)	12/05/04..... Terrell Owens vs. Packers (W).....	8, 161 (1)
11/05/12..... DeSean Jackson at Saints (L).....	3, 100 (1)	Brian Westbrook (RB) vs. Packers (W).....	11, 156 (3)
10/14/12..... Jeremy Maclin vs. Lions (L).....	6, 130 (1)	11/21/04..... Todd Pinkston vs. Washington (W).....	5, 106 (0)
09/16/12..... Brent Celek (TE) vs. Ravens (W).....	8, 157 (0)	11/15/04..... Terrell Owens at Cowboys (W).....	6, 134 (3)
DeSean Jackson vs. Ravens (W).....	7, 114 (0)	10/31/04..... Terrell Owens vs. Ravens (W).....	8, 101 (1)
01/01/12..... Jeremy Maclin vs. Washington (W).....	8, 105 (0)	10/24/04..... Terrell Owens at Browns (W) (OT).....	4, 109 (2)
12/18/11..... Brent Celek (TE) vs. Jets (W).....	5, 156 (1)	Todd Pinkston at Browns (W) (OT).....	6, 100 (0)
11/27/11..... Jason Avant vs. Patriots (L).....	8, 110 (1)	10/17/04..... Terrell Owens vs. Panthers (W).....	4, 123 (0)
10/16/11..... Jeremy Maclin at Washington (W).....	5, 101 (0)	10/03/04..... Terrell Owens at Bears (W).....	8, 110 (1)
10/09/11..... Jason Avant at Bills (L).....	9, 139 (0)	09/26/04..... Terrell Owens at Lions (W).....	6, 107 (1)

100+ YARD RECEIVING GAMES (TDs)

12/21/03 Todd Pinkston vs. 49ers (L) (OT).....	5, 121 (1)	12/20/87 Mike Quick at Jets (W)	6, 148 (2)
09/22/02 Antonio Freeman vs. Cowboys (W).....	6, 118 (1)	11/29/87 Mike Quick at Patriots (W) (OT)	5, 121 (2)
09/16/02 James Thrash at Washington (W)	6, 107 (1)	10/18/87 Otis Grant at Packers (L) (OT).....	7, 135 (0)
12/30/01 James Thrash vs. Giants (W).....	7, 143 (1)	10/11/87 Kevin Bowman at Cowboys (L).....	5, 123 (1)
12/22/01 Duce Staley (RB) at 49ers (L).....	9, 103 (0)	12/07/86 Mike Quick vs. Cardinals (T) (OT).....	5, 127 (0)
09/23/01 James Thrash at Seahawks (W)	10, 165 (2)	11/30/86 Mike Quick at Raiders (W) (OT).....	8, 145 (3)
12/10/00 Chad Lewis (TE) at Browns (W)	5, 100 (0)	09/21/86 Kenny Jackson vs. Broncos (L).....	5, 127 (1)
10/01/00 Torrance Small vs. Falcons (W)	4, 122 (1)	12/01/85 Mike Quick vs. Vikings (L).....	8, 127 (1)
10/31/99 Torrance Small vs. Giants (L) (OT).....	4, 119 (1)	11/10/85 Mike Quick vs. Falcons (W).....	3, 145 (1)
11/30/97 Irving Fryar vs. Bengals (W).....	7, 122 (0)	11/03/85 Mike Quick at 49ers (L)	6, 146 (1)
11/23/97 Irving Fryar vs. Steelers (W).....	7, 116 (1)	10/27/85 Mike Quick vs. Bills (W)	8, 117 (1)
11/10/97 Irving Fryar vs. 49ers (L).....	9, 138 (0)	10/20/85 Kenny Jackson vs. Cowboys (W)	6, 134 (1)
10/12/97 Irving Fryar at Jaguars (L).....	10, 124 (3)	10/13/85 Herman Hunter* (RB) vs. Cardinals (W)	6, 120 (1)
09/28/97 Irving Fryar at Vikings (L).....	9, 120 (1)	10/06/85 John Spagnola (TE) at Saints (L).....	12, 124 (2)
09/07/97 Irving Fryar vs. Packers (W).....	8, 125 (0)	12/16/84 Mike Quick at Falcons (L)	7, 135 (1)
08/31/97 Michael Timpson at Giants (L).....	9, 125 (0)	12/02/84 John Spagnola (TE) vs. Cowboys (L)	11, 114 (0)
11/24/96 Irving Fryar at Cardinals (L).....	7, 131 (0)	11/25/84 Mike Quick at Cardinals (L).....	8, 107 (1)
11/17/96 Chris T. Jones vs. Washington (L).....	7, 103 (1)	11/04/84 Mike Quick at Lions (T) (OT).....	5, 110 (1)
11/03/96 Irving Fryar at Cowboys (W).....	9, 120 (1)	10/28/84 Mike Quick vs. Cardinals (L).....	6, 170 (1)
10/27/96 Irving Fryar vs. Panthers (W).....	7, 143 (0)	09/02/84 Mike Quick at Giants (L)	8, 147 (1)
10/20/96 Irving Fryar vs. Dolphins (W)	8, 116 (4)	12/18/83 Harold Carmichael at Cardinals (L).....	5, 102 (0)
09/15/96 Chris T. Jones vs. Lions (W).....	9, 121 (1)	11/27/83 Melvin Hoover at Washington (L).....	4, 128 (0)
12/30/95 <i>Fred Barnett vs. Lions (W).....</i>	8, 109 (1)	Mike Quick at Washington (L).....	5, 104 (2)
12/17/95 Calvin Williams vs. Cardinals (W).....	7, 105 (1)	11/06/83 Mike Quick vs. Cowboys (L)	7, 120 (1)
11/12/95 Fred Barnett vs. Broncos (W).....	7, 105 (0)	10/02/83 Mike Quick at Falcons (W)	4, 122 (1)
12/24/94 Calvin Williams at Bengals (L).....	6, 122 (0)	09/25/83 Mike Quick vs. Cardinals (L).....	6, 133 (0)
11/06/94 Fred Barnett vs. Cardinals (W)	11, 173 (2)	09/18/83 Mike Quick at Broncos (W).....	6, 152 (1)
10/24/94 Fred Barnett vs. Oilers (W).....	5, 187 (1)	09/11/83 Harold Carmichael vs. Washington (L).....	9, 108 (0)
10/02/94 Calvin Williams at 49ers (W).....	9, 122 (0)	Mike Quick vs. Washington (L).....	4, 106 (1)
09/12/94 Fred Barnett vs. Bears (W)	8, 102 (0)	11/28/82 Harold Carmichael at Washington (L).....	6, 109 (1)
01/03/94 James Joseph (RB) at 49ers (W) (OT).....	6, 109 (0)	09/19/82 Harold Carmichael at Browns (W).....	6, 100 (0)
12/19/93 Calvin Williams at Colts (W).....	6, 105 (1)	11/08/81 Harold Carmichael at Cardinals (W).....	5, 103 (2)
12/12/93 Herschel Walker (RB) vs. Bills (L).....	11, 109 (0)	11/01/81 Harold Carmichael vs. Cowboys (L)	5, 151 (1)
11/28/93 Herschel Walker (RB) at Washington (W).....	10, 103 (0)	10/18/81 Harold Carmichael at Vikings (L).....	8, 109 (1)
09/19/93 Calvin Williams vs. Washington (W)	8, 181 (3)	Wilbert Montgomery (RB) at Vikings (L).....	10, 143 (1)
01/03/93 <i>Fred Barnett at Saints (W).....</i>	4, 102 (2)	12/14/80 Charlie Smith vs. Cardinals (W)	7, 134 (0)
12/13/92 Fred Barnett at Seahawks (W) (OT).....	9, 161 (0)	11/09/80 Charlie Smith at Saints (W).....	9, 137 (0)
09/20/92 Fred Barnett vs. Broncos (W).....	5, 102 (1)	11/02/80 Charlie Smith at Seahawks (W).....	5, 109 (1)
Calvin Williams vs. Broncos (W).....	5, 108 (2)	09/28/80 Harold Carmichael at Cardinals (L).....	5, 108 (0)
09/13/92 Fred Barnett at Cardinals (W).....	8, 193 (2)	09/07/80 Harold Carmichael vs. Broncos (W)	3, 135 (1)
11/17/91 Fred Barnett vs. Bengals (W).....	6, 108 (0)	12/23/79 <i>Harold Carmichael vs. Bears (W).....</i>	6, 111 (2)
11/10/91 Fred Barnett at Browns (W).....	8, 146 (1)	09/10/79 Harold Carmichael vs. Falcons (L).....	9, 127 (0)
09/22/91 Roy Green vs. Steelers (W).....	6, 114 (0)	12/24/78 <i>Charlie Smith at Falcons (L).....</i>	7, 108 (0)
09/15/91 Fred Barnett at Cowboys (W)	7, 111 (1)	12/03/78 Harold Carmichael at Vikings (L).....	4, 115 (2)
09/01/91 Keith Byars (RB) at Packers (W).....	8, 111 (1)	11/19/78 Harold Carmichael at Giants (W).....	5, 105 (0)
01/05/91 <i>Keith Jackson (TE) vs. Washington (L).....</i>	5, 116 (0)	10/29/78 Harold Carmichael vs. Cardinals (L).....	7, 126 (1)
12/16/90 Fred Barnett* vs. Packers (W)	5, 108 (0)	10/22/78 Keith Krepfle (TE) at Cowboys (L).....	4, 100 (1)
12/02/90 Fred Barnett* at Bills (L)	2, 112 (1)	10/30/77 Harold Carmichael at Washington (L).....	4, 116 (1)
11/25/90 Keith Byars (RB) vs. Giants (W).....	8, 128 (0)	11/09/75 Charlie Smith vs. Cardinals (L).....	7, 102 (0)
10/15/90 Fred Barnett* vs. Vikings (W)	4, 114 (1)	12/08/74 Charle Young (TE) at Giants (W).....	9, 103 (1)
09/30/90 Keith Byars (RB) vs. Colts (L).....	12, 133 (0)	11/17/74 Charle Young (TE) vs. Cardinals (L).....	7, 101 (0)
12/18/89 Keith Byars (RB) at Saints (L).....	6, 109 (0)	12/16/73 Harold Carmichael at Washington (L).....	4, 111 (0)
10/02/89 Cris Carter at Bears (L)	8, 113 (0)	Charle Young* (TE) at Washington (L).....	5, 104 (1)
09/17/89 Keith Byars (RB) at Washington (W).....	8, 130 (0)	12/09/73 Harold Carmichael vs. Jets (W).....	5, 146 (1)
Keith Jackson (TE) at Washington (W)	12, 126 (3)	12/02/73 Charle Young* (TE) at 49ers (L)	6, 112 (1)
09/10/89 Mike Quick vs. Seahawks (W).....	6, 140 (1)	11/18/73 Charle Young* (TE) at Cowboys (L).....	4, 113 (1)
12/31/88 <i>Keith Byars (RB) at Bears (L).....</i>	9, 103 (0)	11/11/73 Harold Carmichael vs. Falcons (L).....	6, 105 (1)
<i>Keith Jackson* (TE) at Bears (L).....</i>	7, 142 (0)	11/04/73 Charle Young* (TE) vs. Patriots (W).....	8, 108 (2)
10/10/88 Cris Carter vs. Giants (W)	5, 162 (1)	10/14/73 Harold Carmichael at Cardinals (W).....	12, 187 (2)
09/18/88 Mike Quick at Washington (L).....	4, 105 (1)	09/30/73 Norm Bulaich vs. Washington (L).....	6, 109 (1)


100+ YARD RECEIVING GAMES (TDs)

09/23/73..... Harold Carmichael at Giants (T).....	5, 103 (1)	09/30/62..... Tommy McDonald vs. Browns (W).....	6, 140 (1)
12/17/72..... Harold Carmichael at Cardinals (L).....	5, 100 (1)	09/23/62..... Timmy Brown (RB) vs. Giants (L).....	9, 160 (1)
11/26/72..... Harold Jackson at Giants (L).....	5, 152 (1)	09/16/62..... Pete Retzlaff (TE) vs. Cardinals (L).....	4, 126 (0)
10/02/72..... Harold Jackson vs. Giants (L).....	9, 138 (0)	12/17/61..... Pete Retzlaff (TE) at Lions (W).....	9, 105 (1)
09/24/72..... Harold Jackson vs. Browns (L).....	7, 131 (1)	12/10/61..... Tommy McDonald vs. Giants (L).....	7, 237 (2)
09/17/72..... Harold Jackson at Cowboys (L).....	9, 161 (0)	11/26/61..... Tommy McDonald vs. Cowboys (W).....	5, 131 (3)
12/19/71..... Harold Jackson at Giants (W).....	7, 145 (1)	11/05/61..... Tommy McDonald vs. Bears (W).....	6, 109 (1)
12/12/71..... Harold Jackson vs. Cardinals (W).....	4, 109 (1)	10/29/61..... Tommy McDonald at Washington (W).....	7, 141 (1)
11/28/71..... Ben Hawkins vs. Washington (L).....	7, 126 (0)	Pete Retzlaff (TE) at Washington (W).....	7, 125 (2)
11/21/71..... Harold Jackson at Cardinals (W).....	8, 117 (1)	10/01/61..... Tommy McDonald vs. Cardinals (L).....	11, 187 (0)
09/19/71..... Ben Hawkins at Bengals (L).....	7, 118 (2)	Bobby Walston vs. Cardinals (L).....	2, 127 (0)
11/01/70..... Ben Hawkins at Cowboys (L).....	2, 105 (1)	12/18/60..... Timmy Brown (RB) at Washington (W).....	5, 128 (1)
10/11/70..... Harold Jackson at Giants (L).....	7, 194 (2)	Tommy McDonald at Washington (W).....	2, 116 (2)
12/07/69..... Ben Hawkins vs. Washington (L).....	4, 112 (0)	Pete Retzlaff (TE) at Washington (W).....	5, 110 (1)
11/30/69..... Gary Ballman at Saints (L).....	4, 119 (1)	12/11/60..... Timmy Brown (RB) at Steelers (L).....	3, 112 (1)
11/23/69..... Harold Jackson at Cardinals (W).....	8, 127 (0)	12/04/60..... Pete Retzlaff (TE) at Cardinals (W).....	5, 123 (1)
11/09/69..... Harold Jackson at Washington (T).....	8, 112 (0)	11/20/60..... Bobby Walston at Giants (W).....	6, 119 (0)
10/26/69..... Harold Jackson vs. Saints (W).....	6, 105 (0)	11/06/60..... Tommy McDonald vs. Steelers (W).....	8, 141 (3)
10/19/69..... Harold Jackson at Cowboys (L).....	3, 107 (1)	10/09/60..... Pete Retzlaff (TE) vs. Cardinals (W).....	7, 132 (2)
10/13/69..... Harold Jackson at Colts (L).....	8, 138 (1)	12/06/59..... Tommy McDonald at Washington (W).....	9, 153 (3)
10/05/69..... Gary Ballman vs. Cowboys (L).....	5, 108 (0)	11/15/59..... Pete Retzlaff (TE) vs. Cardinals (W).....	5, 137 (1)
09/28/69..... Ben Hawkins vs. Steelers (W).....	7, 145 (4)	10/25/59..... Tommy McDonald at Cardinals (W).....	3, 122 (2)
11/10/68..... Fred Hill (TE) vs. Washington (L).....	9, 114 (0)	10/04/59..... Tommy McDonald vs. Giants (W).....	6, 133 (3)
10/27/68..... Ben Hawkins at Steelers (L).....	7, 108 (0)	12/14/58..... Tommy McDonald at Washington (L).....	4, 148 (0)
10/06/68..... Ben Hawkins at Washington (L).....	6, 105 (1)	11/16/58..... Bill Barnes (RB) vs. Cardinals (W).....	7, 109 (0)
09/29/68..... Ben Hawkins vs. Cowboys (L).....	6, 103 (0)	10/26/58..... Pete Retzlaff (TE) at Packers (L).....	6, 121 (0)
12/03/67..... Ben Hawkins at Washington (T).....	5, 151 (2)	10/14/56..... Bobby Walston at Steelers (W).....	4, 108 (1)
10/22/67..... Ben Hawkins at Cardinals (L).....	6, 197 (1)	09/30/56..... Bobby Walston at Rams (L).....	5, 115 (0)
10/15/67..... Ben Hawkins vs. 49ers (L).....	6, 150 (1)	12/11/55..... Pete Pihos at Bears (L).....	11, 114 (0)
10/01/67..... Ben Hawkins vs. Steelers (W).....	8, 187 (2)	12/04/55..... Pete Pihos vs. Cardinals (W).....	10, 127 (1)
09/17/67..... Gary Ballman vs. Washington (W).....	4, 105 (2)	11/27/55..... Pete Pihos vs. Rams (L).....	6, 103 (1)
Ben Hawkins vs. Washington (W).....	5, 100 (0)	11/13/55..... Bill Stribling vs. Browns (W).....	6, 123 (2)
09/25/66..... Pete Retzlaff (TE) vs. Giants (W).....	5, 120 (1)	11/06/55..... Pete Pihos at Washington (W).....	8, 119 (1)
12/05/65..... Ray Poage vs. Cowboys (L).....	5, 142 (1)	12/12/54..... Pete Pihos vs. Giants (W).....	8, 119 (1)
Pete Retzlaff (TE) vs. Cowboys (L).....	6, 118 (0)	11/28/54..... Jerry Williams (RB) vs. Washington (W).....	6, 163 (1)
11/28/65..... Pete Retzlaff (TE) at Cardinals (W).....	9, 148 (3)	11/07/54..... Dom Moselle (RB) vs. Cardinals (W).....	7, 100 (1)
11/14/65..... Pete Retzlaff (TE) vs. Washington (W).....	7, 204 (0)	10/23/54..... Pete Pihos at Steelers (L).....	7, 111 (1)
11/07/65..... Pete Retzlaff (TE) at Browns (L).....	7, 151 (3)	10/17/54..... Pete Pihos at Washington (W).....	9, 132 (3)
10/17/65..... Pete Retzlaff (TE) at Giants (L).....	6, 133 (1)	10/03/54..... Bobby Walston at Cardinals (W).....	5, 110 (3)
09/26/65..... Timmy Brown (RB) vs. Giants (L).....	8, 106 (0)	Jerry Williams (RB) at Cardinals (W).....	5, 166 (1)
09/19/65..... Timmy Brown (RB) vs. Cardinals (W).....	7, 129 (1)	11/21/53..... Pete Pihos vs. Cardinals (W).....	7, 113 (0)
12/13/64..... Pete Retzlaff (TE) at Cardinals (L).....	6, 106 (1)	11/15/53..... Pete Pihos vs. Colts (W).....	7, 118 (1)
11/29/64..... Pete Retzlaff (TE) at Browns (L).....	5, 100 (1)	Bobby Walston vs. Colts (W).....	7, 110 (0)
11/08/64..... Pete Retzlaff (TE) at Rams (L).....	6, 105 (0)	11/08/53..... Pete Pihos vs. Giants (W).....	7, 145 (2)
10/25/64..... Bill Mack at Steelers (W).....	3, 104 (1)	Bobby Walston vs. Giants (W).....	8, 176 (2)
10/04/64..... Timmy Brown (RB) vs. Steelers (W).....	2, 110 (2)	10/25/53..... Pete Pihos at Cardinals (W).....	8, 156 (1)
09/20/64..... Pete Retzlaff (TE) vs. 49ers (L).....	8, 121 (1)	10/10/53..... Bobby Walston at Browns (L).....	4, 110 (0)
09/13/64..... Pete Retzlaff (TE) vs. Giants (W).....	6, 139 (1)	12/07/52..... Bud Grant vs. Texans (W).....	11, 203 (2)
10/13/63..... Tommy McDonald at Washington (W).....	8, 139 (2)	11/30/52..... Bud Grant at Cardinals (L).....	8, 186 (1)
10/06/63..... Pete Retzlaff (TE) vs. Cowboys (W).....	4, 107 (0)	11/23/52..... Bobby Walston at Browns (W).....	4, 121 (1)
09/15/63..... Tommy McDonald vs. Steelers (T).....	7, 179 (2)	10/12/52..... Bud Grant vs. Steelers (W).....	5, 111 (1)
12/16/62..... Timmy Brown (RB) at Cardinals (L).....	5, 199 (2)	09/28/52..... Bud Grant at Steelers (W).....	4, 135 (1)
Tommy McDonald at Cardinals (L).....	4, 162 (3)	10/21/51..... Bobby Walston* at Giants (L).....	6, 118 (2)
12/09/62..... Pete Retzlaff (TE) vs. Steelers (L).....	7, 122 (2)	10/22/50..... Jack Ferrante at Steelers (W).....	5, 118 (0)
12/02/62..... Pete Retzlaff (TE) at Washington (W).....	8, 135 (1)	10/15/50..... Jack Ferrante at Colts (W).....	6, 103 (0)
11/25/62..... Tommy McDonald vs. Cowboys (W).....	3, 108 (1)	10/07/50..... Jack Ferrante vs. Rams (W).....	4, 101 (2)
Pete Retzlaff (TE) vs. Cowboys (W).....	4, 113 (0)	11/13/49..... Clyde Scott* (RB) at Washington (W).....	4, 127 (1)
10/28/62..... Timmy Brown (RB) at Vikings (L).....	5, 174 (1)	12/12/48..... Jack Ferrante vs. Lions (W).....	7, 184 (3)
10/21/62..... Howard Cassady vs. Washington (L).....	8, 133 (2)	11/28/48..... Pete Pihos vs. Steelers (W).....	7, 112 (1)
10/14/62..... Tommy McDonald at Cowboys (L).....	7, 131 (0)	11/07/48..... Pete Pihos at Giants (W).....	5, 128 (2)

100+ YARD RECEIVING GAMES (TDs)

12/14/47	Pete Pihos* vs. Packers (W).....	4, 108 (1)
11/11/45	Jack Ferrante vs. Giants (W).....	5, 135 (2)
10/28/45	Jack Ferrante vs. Browns (W).....	5, 101 (1)
12/05/43	Tony Bova vs. Packers (L).....	3, 106 (2)
11/01/42	Fred Meyer* at Washington (L).....	4, 119 (0)
12/01/40	Don Looney* at Washington (L).....	14, 180 (0)
10/26/40	Lester McDonald vs. Dodgers (L).....	6, 102 (0)
09/22/40	Don Looney* at Rams (L).....	8, 129 (2)
09/15/40	Don Looney* at Packers (L).....	8, 115 (1)
11/19/39	Herschel Ramsey at Bears (L).....	8, 131 (1)
09/11/38	Joe Carter vs. Washington (L).....	6, 116 (2)
11/14/37	Joe Carter at Packers (L).....	6, 139 (1)

* Rookie | *Playoff Game*



NFL RECORDS HELD BY EAGLES

MOST TOUCHDOWN PASSES, Game

7 Nick Foles (11/3/13 at Raiders) and Adrian Burk (10/17/54 at Washington); *tied with Drew Brees, Saints (2015), Peyton Manning, Broncos (2013), Joe Kapp, Vikings (1969), Y.A. Tittle, Giants (1962), George Blanda, Houston Oilers (1961) and Sid Luckman, Bears (1943)*

MOST CONSECUTIVE COMPLETIONS

25 Nick Foles (12/30/18 at Washington); *tied with Philip Rivers, Chargers (25 vs. Cardinals, 2018) and Ryan Tannehill, Dolphins (7 at Texans, 2015)*

LONGEST TOUCHDOWN PASS

99+ Ron Jaworski to Mike Quick (11/10/85 vs. Falcons) (OT); *tied with many others*

MOST INTERCEPTIONS RETURNED FOR TD, Season

4 Eric Allen, 1993; *tied with Jim Kearney, Chiefs (1972) and Ken Houston, Houston Oilers (1971)*

MOST INTERCEPTIONS, Game

4 Russ Craft (9/24/50 at Chi. Cardinals); *tied with 17 others*

MOST KICKOFF RETURN TOUCHDOWNS, Game

2 Timmy Brown (11/6/66 vs. Cowboys), 93 and 90 yards; *tied with Josh Cribbs, Browns (2009), Andre Davis, Texans (2007), Devin Hester, Bears (2006), Chad Morton, Jets (2002), Tyrone Hughes, Saints (1994), Ron Brown, Rams (1985) and Travis Williams, Packers (1967)*

MOST 50+ YARD TOUCHDOWNS, Season

8 DeSean Jackson (2009); *tied with Devin Hester, Bears (2007) and Elroy "Crazy Legs" Hirsch, Rams (1951)*

SCRIMMAGE YARDS RECORDS



MOST SCRIMMAGE YARDS, Career

Rk	Player	G	Touches	Yds	Avg	Yds/G	TD
1.	Brian Westbrook (RB) (2002-09)	107	1,734	9,785	5.6	91.4	66
2.	LeSean McCoy (RB) (2009-14)	90	1,761	9,074	5.2	100.8	54
3.	Harold Carmichael (WR) (1971-83)	180	598	9,042	15.1	50.2	79
4.	Wilbert Montgomery (RB) (1977-84)	100	1,731	8,985	5.2	89.9	57
5.	Pete Retzlaff (TE) (1956-66)	132	458	7,408	16.2	56.1	47
6.	Duce Staley (RB) (1997-2003)	98	1,475	7,305	5.0	74.5	32
7.	Timmy Brown (B) (1960-67)	96	1,081	7,049	6.5	73.4	55
8.	DeSean Jackson (WR) (2008-13, '19-20)	95	437	6,897	15.8	72.6	38
9.	Mike Quick (WR) (1982-90)	101	364	6,459	17.7	64.0	61
10.	Steve Van Buren (B) (1944-51)	83	1,365	6,383	4.7	76.9	72
11.	Keith Byars (RB) (1986-92)	105	1,121	6,204	5.5	59.1	30
12.	Zach Ertz (TE) (2013-)	117	554	6,008	10.8	51.4	36
13.	Pete Pihos (E) (1947-55)	107	382	5,615	14.7	52.5	61
14.	Tommy McDonald (FL) (1957-63)	88	304	5,521	18.2	62.7	66
15.	Bobby Walston (WR/K) (1951-62)	148	315	5,375	17.1	36.3	46
16.	Ricky Watters (RB) (1995-97)	48	1,136	5,112	4.5	106.5	32
17.	Brent Celek (TE) (2007-17)	175	398	4,998	12.6	28.6	31
18.	Jeremy Maclin (WR) (2009-14)	75	349	4,801	13.8	64.0	36
19.	Ben Hawkins (FL) (1966-73)	102	271	4,772	17.6	46.8	32
20.	Tom Woodeshick (B) (1963-71)	111	956	4,736	5.0	42.7	27

TOUCHES

Rk	Player	Touches
1.	LeSean McCoy (2009-14)	1,761
2.	Brian Westbrook (2002-09)	1,734
3.	Wilbert Montgomery (1977-84)	1,731
4.	Duce Staley (1997-2003)	1,475
5.	Steve Van Buren (B) (1944-51)	1,365

YARDS/TOUCH

Rk	Player	Avg
1.	Timmy Brown (B) (1960-67)	6.5
2.	Brian Westbrook (2002-09)	5.6
3.	Keith Byars (1986-92)	5.5
4.	Wilbert Montgomery (1977-84)	5.2
5.	LeSean McCoy (2009-14)	5.2

MOST SCRIMMAGE YARDS, Season

Rk	Player	Touches	Yds	Avg	Yds/G	TD
1.	LeSean McCoy (2013)	366	2,146	5.9	134.1	11
2.	Brian Westbrook (2007)	368	2,104	5.7	140.3	12
3.	Wilbert Montgomery (1979)	379	2,006	5.3	125.4	14
4.	Wilbert Montgomery (1981)	335	1,923	5.7	128.2	10
5.	Brian Westbrook (2006)	317	1,916	6.0	127.7	11
6.	Ricky Watters (1996)	404	1,855	4.6	115.9	13
7.	Ricky Watters (1995)	399	1,707	4.3	106.7	12
8.	LeSean McCoy (2010)	285	1,672	5.9	111.5	9
9.	LeSean McCoy (2011)	321	1,624	5.1	108.3	20
10.	Duce Staley (2002)	320	1,570	4.9	98.1	8

TOUCHES

Rk	Player	Touches
1.	Ricky Watters (1996)	404
2.	Ricky Watters (1995)	399
3.	Wilbert Montgomery (1979)	379
4.	Brian Westbrook (2007)	368
5.	LeSean McCoy (2013)	366
	Duce Staley (1999)	366

YARDS/TOUCH

Rk	Player	Avg
1.	Timmy Brown (1965)	7.4
2.	Timmy Brown (1962)	7.4
3.	Herschel Walker (1994)	6.3
4.	Steve Van Buren (1945)	6.2
5.	Brian Westbrook (2003)	6.1

MOST SCRIMMAGE YARDS, Game

Rk	Player	Yds
1.	Duce Staley (9/3/00 at Cowboys)	262
2.	Timmy Brown (12/16/62 at Cardinals)	249
3.	Wilbert Montgomery (11/4/79 vs. Browns)	237
	Tommy McDonald (12/10/61 vs. Giants)	237
5.	Duce Staley (11/11/01 vs. Vikings)	231

MOST TOUCHES, Game

Rk	Player	Touches
1.	Brian Westbrook (12/7/08 at Giants)	39
	Ricky Watters (12/10/95 vs. Cowboys)	39
	Heath Sherman (11/12/90 vs. Washington)	39
4.	Heath Sherman (10/6/91 at Buccaneers)	37
5.	Ricky Watters (10/8/95 vs. Washington) (OT)	36

SACK RECORDS



MOST SACKS, Career

Rk	Player	Sacks
1.	Reggie White (DE) (1985-92).....	124.0
2.	Trent Cole (DE/LB) (2005-14).....	85.5
3.	Clyde Simmons (DE) (1986-93).....	76.0
4.	Brandon Graham (DE) (2010-)	59.0
5t.	Fletcher Cox (DT) (2012-)	54.5
	Hugh Douglas (DE) (1998-2002, '04).....	54.5
7.	Greg Brown (DE) (1982-86).....	50.5
8.	Andy Harmon (DT) (1991-97).....	39.5
9.	Seth Joyner (LB) (1986-93).....	37.0
10.	William Fuller (DE) (1994-96).....	35.5
11.	Dennis Harrison (DE) (1978-84).....	34.0
12.	William Thomas (LB) (1991-99).....	33.0
13.	Ken Clarke (DT) (1982-87).....	32.5
14.	Corey Simon (DT) (2000-04).....	32.0
15t.	Connor Barwin (DE/LB) (2013-16).....	31.5
	Juqua Parker (DE) (2005-11).....	31.5
	Mike Mamula (DE) (1995-2000).....	31.5
18.	Vinny Curry (DE) (2012-17, '19-20).....	30.0
19.	Jerome Brown (DT) (1987-91).....	29.5
20.	Darwin Walker (DT) (2000-06).....	27.5

Note: Only includes figures since 1982 (when sacks became an official NFL statistic)

MOST SACKS, Season

Rk	Player	Sacks
1.	Reggie White (DE) (1987).....	21.0
2.	Clyde Simmons (DE) (1992).....	19.0
3t.	Jason Babin (DE) (2011).....	18.0
	Reggie White (DE) (1988).....	18.0
	Reggie White (DE) (1986).....	18.0
6.	Greg Brown (DE) (1984).....	16.0
7.	Clyde Simmons (DE) (1989).....	15.5
8t.	Hugh Douglas (DE) (2000).....	15.0
	Reggie White (DE) (1991).....	15.0
10.	Connor Barwin (LB) (2014).....	14.5

MOST SACKS, Game

Rk	Player	Sacks
1t.	Hugh Douglas (DE) (10/18/98 at Chargers).....	4.5
	Clyde Simmons (DE) (9/15/91 at Cowboys).....	4.5
3t.	Reggie White (DE) (9/25/88 at Vikings).....	4.0
	Reggie White (DE) (11/30/86 at L.A. Raiders).....	4.0
	Reggie White (DE) (11/2/86 at StL Cardinals).....	4.0
	Garry Cobb (LB) (10/5/86 at Falcons).....	4.0
	Greg Brown (DE) (12/16/84 at Falcons).....	4.0



REGGIE WHITE

GAMES WITH 3.0 SACKS

MOST 3.0-SACK GAMES, Career

Rk	Player	Total
1.	Reggie White (1985-92).....	9
2.	Clyde Simmons (1986-93).....	4
3t.	Trent Cole (2005-14).....	3
	Jason Babin (2009, '11-12).....	3
5t.	Fletcher Cox (2012-)	2
	Several others tied.....	2

Includes playoff games

MOST 3.0-SACK GAMES, Season

Rk	Player	Total
1t.	Jason Babin (2011).....	3
	Reggie White (1986).....	3
3t.	Connor Barwin (2014).....	2
	Clyde Simmons (1992).....	2
	Dennis Harrison (1983).....	2

Regular season only

GAMES WITH MULTIPLE SACKS

MOST MULTI-SACK GAMES, Career

Rk	Player	Total
1.	Reggie White (1985-92).....	38
2.	Clyde Simmons (1986-93).....	22
3.	Trent Cole (2005-14).....	20
4t.	Brandon Graham (2010-)	13
	Hugh Douglas (1998-2002, '04).....	13

Includes playoff games

MOST MULTI-SACK GAMES, Season

Rk	Player	Total
1.	Reggie White (1987).....	9
2.	Clyde Simmons (1992).....	7
3t.	Jason Babin (2011).....	6
	Reggie White (1988).....	6
5t.	Hugh Douglas (2000).....	5
	Clyde Simmons (1991).....	5

Regular season only

CONSECUTIVE MULTI-SACK GAMES, Season

Rk	Player	Total
1.	Reggie White (1987).....	4
2t.	Jason Babin (2011).....	3
	William Fuller (1995).....	3
	Andy Harmon (1995).....	3
	Reggie White (1986).....	3
	Dennis Harrison (1982).....	3

CONSECUTIVE GAMES WITH A SACK

Rk	Player	Total
1t.	Reggie White (Last 7: 1987, First 1: 1988).....	8
	Reggie White (Last 4: 1986, First 4: 1987).....	8
3t.	William Fuller (1994).....	7
	Dennis Harrison (1982).....	7
5.	Clyde Simmons (1992).....	6

MULTI-SACK GAMES (SINCE 1982)

12/13/20..... Javon Hargrave vs. Saints (W).....	2.0	11/28/10..... Trent Cole at Bears (L).....	2.0
Josh Sweat vs. Saints (W).....	2.0	10/17/10..... Trent Cole vs. Falcons (W).....	2.0
10/18/20..... Brandon Graham vs. Ravens (L).....	2.0	09/26/10..... Trent Cole at Jaguars (W).....	2.0
09/27/20..... Derek Barnett vs. Bengals (T).....	2.0	Trevor Laws at Jaguars (W).....	2.0
Brandon Graham vs. Bengals (T).....	2.0	09/12/10..... Juqua Parker vs. Packers (L).....	2.0
Jalen Mills vs. Bengals (T).....	1.5	12/20/09..... Trent Cole vs. 49ers (W).....	2.0
12/29/19..... Derek Barnett at Giants (W).....	2.0	12/13/09..... Darren Howard at Giants (W).....	2.0
12/09/19..... Vinny Curry vs. Giants (W).....	2.0	10/26/09..... Trent Cole at Washington (W).....	2.0
11/24/19..... Brandon Graham vs. Seahawks (L).....	1.5	09/13/09..... Darren Howard at Panthers (W).....	2.0
Malcolm Jenkins vs. Seahawks (L).....	2.0	12/28/08..... Chris Clemons vs. Cowboys (W).....	2.0
10/27/19..... Fletcher Cox at Bills (W).....	1.5	11/16/08..... Trent Cole at Bengals (T).....	2.0
10/06/19..... Brandon Graham vs. Jets (W).....	3.0	Darren Howard at Bengals (T).....	2.0
Orlando Scandrick vs. Jets (W).....	2.0	11/02/08..... Darren Howard at Seahawks (W).....	1.5
12/30/18..... Fletcher Cox at Washington (W).....	3.0	09/21/08..... Omar Gaither vs. Steelers (W).....	1.5
12/23/18..... Chris Long vs. Texans (W).....	2.0	Darren Howard vs. Steelers (W).....	2.0
12/09/18..... Michael Bennett at Cowboys (L).....	1.5	Juqua Parker vs. Steelers (W).....	2.5
Fletcher Cox at Cowboys (L).....	1.5	12/09/07..... Trent Cole vs. Giants (L).....	2.0
11/11/18..... Michael Bennett vs. Cowboys (L).....	2.0	10/28/07..... Trent Cole at Vikings (W).....	2.0
Brandon Graham vs. Cowboys (L).....	1.5	09/23/07..... Brodrick Bunkley vs. Lions (W).....	2.0
10/28/18..... Jordan Hicks at Jaguars (W).....	1.5	Trent Cole vs. Lions (W).....	3.5
Chris Long at Jaguars (W).....	2.0	Juqua Parker vs. Lions (W).....	2.0
09/23/18..... Derek Barnett vs. Colts (W).....	1.5	09/09/07..... Trent Cole at Packers (L).....	1.5
09/06/18..... Fletcher Cox vs. Falcons (W).....	1.5	01/13/07..... Darwin Walker at Saints (L).....	2.0
Jordan Hicks vs. Falcons (W).....	1.5	12/31/06..... Matt McCoy vs. Falcons (W).....	2.0
12/03/17..... Brandon Graham at Seahawks (L).....	1.5	Juqua Parker vs. Falcons (W).....	2.0
11/19/17..... Derek Barnett* at Cowboys (W).....	2.0	11/19/06..... Trent Cole vs. Titans (L).....	1.5
10/23/17..... Derek Barnett* vs. Washington (W).....	2.0	10/08/06..... Darren Howard vs. Cowboys (W).....	2.0
09/10/17..... Brandon Graham at Washington (W).....	2.0	Darwin Walker vs. Cowboys (W).....	3.0
12/11/16..... Fletcher Cox vs. Washington (L).....	1.5	09/17/06..... Trent Cole vs. Giants (L).....	2.0
09/25/16..... Fletcher Cox vs. Steelers (W).....	2.0	Jevon Kearse vs. Giants (L).....	2.5
12/26/15..... Fletcher Cox vs. Washington (L).....	2.0	Mike Patterson vs. Giants (L).....	1.5
12/06/15..... Connor Barwin at Patriots (W).....	2.0	09/10/06..... Trent Cole at Texans (W).....	2.0
Brandon Graham at Patriots (W).....	2.0	11/20/05..... Trent Cole* at Giants (L).....	2.0
11/26/15..... Vinny Curry at Lions (L).....	2.0	Jevon Kearse at Giants (L).....	2.5
11/08/15..... Brandon Graham at Cobwoys (W).....	2.0	11/14/05..... Trent Cole* vs. Cowboys (L).....	2.0
10/11/15..... Fletcher Cox vs. Saints (W).....	3.0	09/12/05..... Brian Dawkins at Falcons (L).....	1.5
11/23/14..... Connor Barwin vs. Titans (W).....	2.0	Darwin Walker at Falcons (L).....	1.5
Trent Cole vs. Titans (W).....	2.0	01/23/05..... Derrick Burgess vs. Falcons (W).....	2.0
11/10/14..... Connor Barwin vs. Panthers (W).....	3.5	12/05/04..... Corey Simon vs. Packers (W).....	2.0
Brandon Graham vs. Panthers (W).....	1.5	Darwin Walker vs. Packers (W).....	2.0
10/12/14..... Connor Barwin vs. Giants (W).....	3.0	11/28/04..... Corey Simon at Giants (W).....	2.0
Vinny Curry vs. Giants (W).....	2.0	11/07/04..... Sam Rayburn at Steelers (L).....	2.0
10/05/14..... Connor Barwin vs. Rams (W).....	2.0	10/31/04..... Jevon Kearse vs. Ravens (W).....	2.0
12/22/13..... Trent Cole vs. Bears (W).....	3.0	09/26/04..... Jevon Kearse at Lions (W).....	3.0
Mychal Kendricks vs. Bears (W).....	2.0	11/16/03..... Darwin Walker vs. Giants (W).....	1.5
12/01/13..... Trent Cole vs. Cardinals (W).....	2.0	12/21/02..... N.D. Kalu at Cowboys (W).....	2.0
Brandon Graham vs. Cardinals (W).....	2.0	12/08/02..... Brandon Whiting at Seahawks (W).....	2.0
11/17/13..... Trent Cole vs. Washington (W).....	2.0	12/01/02..... Hugh Douglas vs. Rams (W).....	2.0
12/13/12..... Fletcher Cox* vs. Bengals (L).....	1.5	N.D. Kalu vs. Rams (W).....	3.0
Brandon Graham vs. Bengals (L).....	2.5	11/03/02..... Hugh Douglas at Bears (W).....	2.0
12/02/12..... Brandon Graham at Cowboys (L).....	1.5	10/20/02..... Carlos Emmons vs. Buccaneers (W).....	2.0
09/23/12..... Jason Babin at Cardinals (L).....	1.5	12/09/01..... Derrick Burgess at Chargers (W).....	2.0
12/18/11..... Jason Babin vs. Jets (W).....	3.0	11/29/01..... Corey Simon at Chiefs (W).....	2.0
12/11/11..... Jason Babin at Dolphins (W).....	3.0	11/25/01..... Corey Simon vs. Washington (L).....	2.0
Trent Cole at Dolphins (W).....	3.0	11/18/01..... Troy Vincent at Cowboys (W).....	1.5
12/01/11..... Jason Babin at Seahawks (L).....	2.0	11/11/01..... Hugh Douglas vs. Vikings (W).....	2.5
10/30/11..... Jason Babin vs. Cowboys (W).....	2.0	11/04/01..... Hugh Douglas vs. Cardinals (W).....	2.0
10/02/11..... Jason Babin vs. 49ers (L).....	3.0	09/23/01..... Brandon Whiting at Seahawks (W).....	2.0
09/18/11..... Cullen Jenkins at Falcons (L).....	2.0	12/31/00..... Hugh Douglas vs. Buccaneers (W).....	2.0
09/11/11..... Jason Babin at Rams (W).....	2.0	11/19/00..... Brian Dawkins vs. Cardinals (W).....	2.0

SACK RECORDS



MULTI-SACK GAMES (SINCE 1982)

Corey Simon* vs. Cardinals (W).....	1.5	11/29/92.....	Mike Pitts at 49ers (L).....	2.0	
Jeremiah Trotter vs. Cardinals (W).....	2.0	11/22/92.....	Clyde Simmons at Giants (W).....	3.0	
11/05/00.....	Brandon Whiting vs. Cowboys (W).....	1.5	Reggie White at Giants (W).....	3.5	
10/22/00.....	Hugh Douglas vs. Bears (W).....	1.5	11/08/92.....	Clyde Simmons vs. Raiders (W).....	1.5
10/08/00.....	Hugh Douglas vs. Washington (L).....	2.0	Reggie White vs. Raiders (W).....	1.5	
09/24/00.....	Corey Simon* at Saints (W).....	2.0	10/11/92.....	Clyde Simmons at Chiefs (L).....	2.0
09/17/00.....	Hugh Douglas at Packers (L).....	2.5	10/05/92.....	Reggie White vs. Cowboys (W).....	2.0
09/03/00.....	Hugh Douglas at Cowboys (W).....	2.0	09/20/92.....	Clyde Simmons vs. Broncos (W).....	1.5
01/02/00.....	Tyrone Williams vs. Rams (W).....	2.0	09/13/92.....	Clyde Simmons at Cardinals (W).....	3.0
12/19/99.....	Mike Mamula vs. Patriots (W).....	3.0	12/22/91.....	Reggie White vs. Washington (W).....	2.0
10/31/99.....	Greg Jefferson vs. Giants (L).....	1.5	12/08/91.....	Clyde Simmons at Giants (W).....	2.0
11/22/98.....	Bill Johnson at Giants (L).....	1.5	12/02/91.....	Seth Joyner at Oilers (W).....	2.0
11/15/98.....	Hugh Douglas at Washington (L).....	1.5	11/17/91.....	Clyde Simmons vs. Bengals (W).....	2.0
11/08/98.....	Hugh Douglas vs. Lions (W).....	2.5	Reggie White vs. Bengals (W).....	2.0	
10/18/98.....	Hugh Douglas at Chargers (L).....	4.5	11/04/91.....	Clyde Simmons vs. Giants (W).....	1.5
10/11/98.....	Hugh Douglas vs. Washington (W).....	1.5	Reggie White vs. Giants (W).....	1.5	
Hollis Thomas vs. Washington (W).....	2.0	10/06/91.....	Wes Hopkins at Buccaneers (L).....	2.0	
Al Wallace vs. Washington (W).....	1.5	09/22/91.....	Clyde Simmons vs. Steelers (W).....	2.0	
12/14/97.....	Greg Jefferson at Falcons (L).....	2.0	09/15/91.....	Jerome Brown at Cowboys (W).....	2.5
11/02/97.....	Hollis Thomas at Cardinals (L).....	1.5	Mike Golic at Cowboys (W).....	2.0	
10/26/97.....	Rhett Hall vs. Cowboys (W).....	3.5	Clyde Simmons at Cowboys (W).....	4.5	
William Thomas vs. Cowboys (W).....	2.0	09/01/91.....	Reggie White at Packers (W).....	3.0	
09/15/97.....	Bobby Taylor at Cowboys (L).....	2.0	12/29/90.....	Seth Joyner at Cardinals (W).....	2.0
12/22/96.....	William Fuller vs. Cardinals (W).....	3.0	12/16/90.....	Clyde Simmons vs. Packers (W).....	1.5
12/01/96.....	William Fuller vs. Giants (W).....	2.0	Reggie White vs. Packers (W).....	1.5	
11/24/96.....	William Thomas at Cardinals (L).....	2.0	11/18/90.....	Clyde Simmons at Falcons (W).....	2.0
10/13/96.....	William Fuller at Giants (W).....	2.0	11/12/90.....	Reggie White vs. Washington (W).....	2.0
Rhett Hall at Giants (W).....	1.5	11/04/90.....	Seth Joyner vs. Patriots (W).....	2.0	
Mike Mamula at Giants (W).....	2.5	10/15/90.....	Jessie Small vs. Vikings (W).....	2.0	
William Thomas at Giants (W).....	1.5	09/30/90.....	Reggie White vs. Colts (L).....	3.0	
09/22/96.....	William Fuller at Falcons (W).....	2.0	09/16/90.....	Mike Pitts vs. Cardinals (L).....	2.0
09/01/96.....	Mike Mamula at Washington (W).....	2.0	Reggie White vs. Cardinals (L).....	2.0	
12/17/95.....	William Fuller vs. Cardinals (L).....	2.0	12/18/89.....	Jerome Brown at Saints (L).....	2.0
12/10/95.....	William Fuller vs. Cowboys (W).....	1.5	10/29/89.....	Clyde Simmons at Broncos (W).....	3.5
12/03/95.....	William Fuller at Seahawks (L).....	2.0	Reggie White at Broncos (W).....	1.5	
Kevin Johnson at Seahawks (L).....	2.0	10/22/89.....	Seth Joyner vs. Raiders (W).....	2.0	
11/19/95.....	Andy Harmon vs. Giants (W).....	2.0	10/15/89.....	Jerome Brown at Cardinals (W).....	2.5
Mike Mamula vs. Giants (W).....	3.0	10/8/89.....	Reggie White vs. Giants (W).....	2.0	
10/29/95.....	William Fuller vs. Rams (W).....	2.0	09/24/89.....	Mike Pitts vs. 49ers (L).....	2.0
Andy Harmon vs. Rams (W).....	2.0	Clyde Simmons vs. 49ers (L).....	2.0		
10/15/95.....	Andy Harmon at Giants (W).....	2.0	Reggie White vs. 49ers (L).....	2.5	
Kevin Johnson at Giants (W).....	2.0	09/17/89.....	Jerome Brown at Washington (W).....	2.0	
10/08/95.....	Andy Harmon vs. Washington (W).....	3.0	09/10/89.....	Clyde Simmons vs. Seahawks (W).....	2.0
10/01/95.....	Mike Mamula at Saints (W).....	2.0	12/18/88.....	Reggie White at Cowboys (W).....	2.0
12/18/94.....	Mike Flores vs. Giants (L).....	2.0	12/10/88.....	Reggie White at Cardinals (W).....	2.0
12/04/94.....	William Fuller at Cowboys (L).....	1.5	11/27/88.....	Clyde Simmons vs. Cardinals (W).....	2.5
11/06/94.....	Andy Harmon vs. Cardinals (W).....	2.0	11/06/88.....	Reggie White vs. Rams (W).....	2.0
10/24/94.....	William Thomas vs. Oilers (W).....	2.0	10/30/88.....	Reggie White vs. Falcons (L).....	2.0
09/18/94.....	Bill Romanowski vs. Packers (W).....	1.5	10/10/88.....	Reggie White vs. Giants (W).....	2.5
09/12/94.....	William Fuller vs. Bears (W).....	2.0	10/02/88.....	Clyde Simmons vs. Oilers (W).....	2.0
01/03/94.....	Andy Harmon vs. 49ers (W).....	3.0	09/25/88.....	Reggie White at Vikings (L).....	4.0
12/26/93.....	Clyde Simmons vs. Saints (W).....	2.0	12/27/87.....	Reggie White vs. Bills (W).....	2.0
12/06/93.....	Andy Harmon at Cowboys (L).....	2.5	12/20/87.....	Reggie White at Jets (W).....	2.0
11/28/93.....	Mike Flores at Washington (W).....	2.0	12/06/87.....	Reggie White at Giants (L).....	2.0
10/31/93.....	Andy Harmon vs. Cowboys (L).....	2.0	11/29/87.....	Mike Pitts at Patriots (W).....	2.0
09/19/93.....	Clyde Simmons vs. Washington (W).....	2.0	Reggie White at Patriots (W).....	2.0	
12/27/92.....	Clyde Simmons vs. Giants (W).....	1.5	11/22/87.....	Reggie White vs. Rams (L).....	2.0
12/13/92.....	Clyde Simmons at Seahawks (W).....	2.0	11/15/87.....	Reggie White vs. Giants (L).....	3.0
Reggie White at Seahawks (W).....	2.0	11/01/87.....	Jerome Brown at Rams (W).....	2.0	
12/06/92.....	Andy Harmon vs. Vikings (W).....	2.5	Reggie White at Rams (W).....	2.0	

SACK RECORDS

MULTI-SACK GAMES (SINCE 1982)

10/25/87 Reggie White vs. Cowboys (W) 2.5
10/18/87 Ray Phillips at Packers (L) 1.5
 Fred Smalls at Packers (L) 2.5
09/20/87 Clyde Simmons vs. Saints (W) 1.5
 Reggie White vs. Saints (W) 1.5
12/14/86 Reggie White at Cowboys (W) 3.0
12/07/86 Reggie White vs. Rams (T) 2.0
11/30/86 Reggie White at Raiders (W) 4.0
11/23/86 Ken Clarke at Seahawks (L) 2.0
11/09/86 Greg Brown vs. Giants (L) 2.0
11/02/86 Reggie White at Rams (L) 4.0
10/05/86 Garry Cobb at Falcons (W) 4.0
09/07/86 Ken Clarke at Washington (L) 2.0
12/22/85 Garry Cobb at Vikings (W) 2.0
 Reggie White at Vikings (W) 2.0
 Reggie Wilkes at Vikings (W) 2.0
12/08/85 Ray Ellis vs. Washington (L) 2.0
11/17/85 Reggie White at Rams (W) 3.0
11/10/85 Ken Clarke vs. Falcons (W) 2.0
 Reggie White vs. Falcons (W) 2.0
10/13/85 Greg Brown vs. Rams (W) 3.0
10/06/85 Greg Brown at Saints (L) 1.5
 Ken Clarke at Saints (L) 1.5
09/29/85 Ken Clarke vs. Giants (L) 1.5
 Reggie White vs. Giants (L) 2.5
12/16/84 Greg Brown at Falcons (L) 4.0
 Ken Clarke at Falcons (L) 2.0
 Byron Darby at Falcons (L) 2.0
12/09/84 Byron Darby vs. Patriots (W) 1.5
 Dennis Harrison vs. Patriots (W) 1.5
12/02/84 Greg Brown vs. Cowboys (L) 1.5
11/25/84 Dennis Harrison at Rams (L) 1.5
11/04/84 Ken Clarke at Lions (T) 3.0
10/21/84 Greg Brown vs. Giants (W) 1.5
 Dennis Harrison vs. Giants (W) 2.0
10/14/84 Ken Clarke vs. Colts (W) 2.0
 Dennis Harrison vs. Colts (W) 2.0
09/30/84 Greg Brown at Washington (L) 2.0
12/18/83 Greg Brown at Rams (L) 2.5
11/20/83 Greg Brown vs. Giants (L) 2.0
11/13/83 Dennis Harrison at Bears (L) 3.0
10/09/83 Dennis Harrison at Giants (W) 2.0
10/02/83 Dennis Harrison at Falcons (W) 3.0
09/25/83 Carl Hairston at Rams (L) 2.0
 Joel Williams at Rams (L) 1.5
12/26/82 Greg Brown at Cowboys (W) 2.0
 Dennis Harrison at Cowboys (W) 1.5
12/19/82 Carl Hairston vs. Oilers (W) 2.0
12/11/82 Dennis Harrison at Giants (L) 2.0
12/05/82 Dennis Harrison vs. Rams (L) 2.0
11/28/82 Dennis Harrison at Washington (L) 2.0

* Rookie | *Playoff Game*



TRENT COLE



CLYDE SIMMONS



BRANDON GRAHAM

INTERCEPTION RECORDS

MOST INTERCEPTIONS, Career

Rk	Player	INTs	Yds	Avg	Lg	TD
1t.	Brian Dawkins (1996-2008)	34	515	15.1	67t	2
	Eric Allen (1988-94)	34	482	14.2	94t	5
	Bill Bradley (1969-76)	34	536	15.8	56t	1
4.	Herman Edwards (1977-85)	33	98	3.0	25	1
5.	Wes Hopkins (1983-93)	30	241	8.0	33	1
6.	Don Burroughs (1960-64)	29	351	12.1	46	0
7.	Troy Vincent (1996-2003)	28	341	12.2	90t	1
8t.	Joe Scarpati (1964-69)	24	402	16.8	67t	3
	Ernie Steele (1942-48)	24	404	16.8	62	0
10t.	Asante Samuel (2008-11)	23	304	13.2	50t	2
	Roynell Young (1980-88)	23	106	4.6	33	0

INTERCEPTION RETURN YARDS

Rk	Player	Yds
1.	Bill Bradley (1969-76)	536
2.	Brian Dawkins (1996-2008)	515
3.	Eric Allen (1988-94)	482
4.	Lito Sheppard (2002-08)	460
5.	Ernie Steele (1942-48)	404

INTERCEPTIONS RETURNED FOR TDs

Rk	Player	TD
1.	Eric Allen (1988-94)	5
2.	Malcolm Jenkins (2014-19)	4
3t.	Sheldon Brown (2002-09)	3
	Lito Sheppard (2002-08)	3
	Joe Scarpati (1964-69)	3

MOST INTERCEPTIONS, Season

Rk	Player	INTs	Yds	Avg	Lg	TD
1.	Bill Bradley (1971)	11	248	22.5	51	0
2t.	Asante Samuel (2009)	9	117	13.0	37	0
	Bill Bradley (1972)	9	73	8.1	21	0
	Don Burroughs (1960)	9	124	13.8	46	0
	Ed "Bibbles" Bawel (1955)	9	168	18.7	42t	2
6t.	Eric Allen (1989)	8	38	4.8	18	0
	Terry Hoage (1988)	8	116	14.5	38	0
	Joe Scarpati (1966)	8	182	22.8	32	0
	Bob Hudson (1954)	8	89	11.1	32	0
	Tom Brookshier (1953)	8	41	5.1	22	0
	Ed "Bibbles" Bawel (1952)	8	121	15.1	35	0

INTERCEPTION RETURN YARDS

Rk	Player	Yds
1.	Bill Bradley (1971)	248
2.	Eric Allen (1993)	201
3.	Joe Scarpati (1966)	182
4.	Lito Sheppard (2004)	172
5.	Ed "Bibbles" Bawel (1955)	168

INTERCEPTIONS RETURNED FOR TDs

Rk	Player	TD
1.	Eric Allen (1993)	4
2t.	Malcolm Jenkins (2016)	2
	Lito Sheppard (2004)	2
	Seth Joyner (1992)	2
	Ed "Bibbles" Bawel (1955)	2

NFL Record



BRIAN DAWKINS



ERIC ALLEN

INTERCEPTION RECORDS

MOST INTERCEPTIONS, Game

Rk	Player	INT
1.	Russ Craft (9/24/50 at Chi. Cardinals)	4
2t.	Kurt Coleman (10/16/11 at Washington)	3
	Joe Scarpati (10/23/66 at Giants)	3
	Jim Nettles (12/12/65 at Steelers)	3
	Nate Ramsey (11/28/65 at StL Cardinals)	3
	Don Burroughs (12/3/61 at Steelers)	3
	Chuck Weber (9/30/60 at Cowboys)	3
	Joe Sutton (9/24/50 at Chi. Cardinals)	3
	Gil Steinke (11/10/46 at Giants)	3
	Roy Zimmerman (12/9/45 vs. Boston Yanks)	3
	Roy Zimmerman (12/10/44 vs. Cleveland Rams)	3

NFL Record

MOST INTERCEPTION YARDS, Game

Rk	Player	Yds
1.	Frank LeMaster (12/21/75 at Washington)	114
2.	Lito Sheppard (10/8/06 vs. Cowboys)	102
3.	Lito Sheppard (11/15/04 at Cowboys)	101
4t.	Malcolm Jenkins (12/6/15 at Patriots)	99
	Jerry Norton (10/5/57 vs. Giants)	99

INTERCEPTIONS RETURNED FOR TD, Game

Rk	Player	TD
1.	Eric Allen (12/26/93 vs. Saints)	2



BILL BRADLEY

GAMES WITH 3 INTERCEPTIONS

MOST 3-INT GAMES, Career

Rk	Player	Total
1t.	Kurt Coleman (2010-13)	1
	Nate Ramsey (1963-72)	1
	Joe Scarpati (1964-69)	1
	Jim Nettles (1965-68)	1
	Don Burroughs (1960-64)	1
	Chuck Weber (1959-61)	1

Includes playoff games

GAMES WITH MULTIPLE INTERCEPTIONS

MOST MULTI-INT GAMES, Career

Rk	Player	Total
1.	Bill Bradley (1969-76)	7
2t.	Herman Edwards (1977-85)	5
	Don Burroughs (1960-64)	5
4t.	Asante Samuel (2008-11)	4
	Eric Allen (1988-94)	4
	Wes Hopkins (1983-93)	4
	Joe Scarpati (1964-69)	4

Includes playoff games

MOST MULTI-INT GAMES, Season

Rk	Player	Total
1.	Bill Bradley (1971)	4
2t.	8x, last: Asante Samuel (2010)	2

Regular season only

CONSECUTIVE MULTI-INT GAMES

Rk	Player	Total
1.	Bill Bradley (1971)	2

CONSECUTIVE GAMES WITH INT-TD

Rk	Player	Total
1.	Eric Allen (1993)	2

LONGEST INTERCEPTION RETURNS

Rk	Player	Yds
1.	James Willis intercepted pass 4 yards deep in the end zone and returned it 14 yards before lateraling to Troy Vincent, who ran 90 yards for a TD (11/3/96 at Cowboys - QB Troy Aikman)	104t
2.	Lito Sheppard (10/8/06 vs. Cowboys - QB Drew Bledsoe)	102t
3.	Lito Sheppard (11/15/04 at Cowboys - QB Vinny Testaverde)	101t
4t.	Malcolm Jenkins (12/6/15 at Patriots - QB Tom Brady)	99t
	Jerry Norton (10/5/57 vs. Giants - QB Charlie Conerly, deflected off goal post)	99t
6t.	Eric Allen (10/3/93 at Jets - QB Boomer Esiason)	94t
	Irv Cross (10/25/64 at Steelers - QB Terry Nofsinger)	94t
8.	Jack Hinkle (10/9/43 vs. Giants - QB Tuffy Leemans)	91

INTERCEPTION RECORDS



MULTI-INTERCEPTION GAMES (SINCE 1960)

01/01/17 Jordan Hicks (LB) vs. Cowboys (W).....	2	11/04/79 Herman Edwards vs. Browns (L).....	2
12/22/16 Malcolm Jenkins vs. Giants (W).....	2	10/14/79 Randy Logan at Rams (W).....	2
09/09/12 Kurt Coleman at Browns (W).....	2	12/17/78 Herman Edwards vs. Giants (W).....	2
Dominique Rodgers-Cromartie at Browns (W).....	2	09/17/78 Deac Sanders at Saints (W).....	2
10/16/11 Kurt Coleman at Washington (W).....	3	12/04/77 Randy Logan at Cowboys (L).....	2
11/21/10 Asante Samuel vs. Giants (W).....	2	11/06/77 Deac Sanders vs. Saints (W).....	2
11/15/10 Dimitri Patterson at Washington (W).....	2	10/09/77 Deac Sanders at Giants (W).....	2
11/07/10 Asante Samuel vs. Colts (W).....	2	12/21/75 Frank LeMaster at Washington (W).....	2
11/29/09 Asante Samuel vs. Washington (W).....	2	Artimus Parker at Washington (W).....	2
10/11/09 Asante Samuel vs. Buccaneers (W).....	2	11/30/75 Bill Bergey vs. 49ers (W).....	2
09/13/09 Sheldon Brown at Panthers (W).....	2	10/05/75 Bill Bradley vs. Washington (W).....	2
10/08/06 Lito Sheppard vs. Cowboys (W).....	2	11/05/72 Bill Bradley vs. Rams (T).....	2
10/02/05 Sheldon Brown at Chiefs (W).....	2	10/08/72 Bill Bradley at Washington (L).....	2
10/17/04 Lito Sheppard vs. Panthers (W).....	2	12/12/71 Leroy Keyes vs. Rams (W).....	2
12/08/02 Bobby Taylor at Seahawks (W).....	2	11/21/71 Bill Bradley at Rams (W).....	2
01/12/02 <i>Damon Moore vs. Buccaneers (W).....</i>	2	11/07/71 Bill Bradley at Washington (T).....	2
12/16/01 Brian Dawkins at Washington (W).....	2	10/31/71 Bill Bradley vs. Broncos (W).....	2
09/24/00 Troy Vincent at Saints (W).....	2	09/26/71 Bill Bradley vs. Cowboys (L).....	2
12/19/99 Troy Vincent vs. Patriots (W).....	2	11/08/70 Adrian Young vs. Dolphins (W).....	2
12/14/96 Michael Zordich at Jets (W).....	2	12/21/69 Joe Scarpati at 49ers (L).....	2
09/22/96 William Thomas at Falcons (W).....	2	10/13/69 Nate Ramsey at Colts (L).....	2
12/17/95 William Thomas vs. Cardinals (W).....	2	11/17/68 Al Nelson at Giants (L).....	2
10/15/95 William Thomas at Giants (W).....	2	10/29/67 Ron Medved vs. Cowboys (W).....	2
12/26/93 Eric Allen vs. Saints (W).....	2	10/23/66 Joe Scarpati at Giants (W).....	3
10/17/93 Mark McMillian at Giants (L).....	2	09/18/66 Joe Scarpati vs. Falcons (W).....	2
01/03/93 <i>Eric Allen at Saints (W).....</i>	2	12/12/65 Jim Nettles at Steelers (W).....	3
11/08/92 Eric Allen vs. Raiders (W).....	2	Joe Scarpati at Steelers (W).....	2
11/17/91 Wes Hopkins vs. Bengals (W).....	2	11/28/65 Nate Ramsey at Rams (W).....	3
09/15/91 Rich Miano at Cowboys (W).....	2	Al Nelson at Rams (W).....	2
12/23/90 Eric Allen vs. Cowboys (W).....	2	12/13/64 Nate Ramsey at Rams (L).....	2
12/18/88 Wes Hopkins at Cowboys (W).....	2	12/01/63 Dave Lloyd at Steelers (T).....	2
11/20/88 Terry Hoage at Giants (W).....	2	10/13/63 Don Burroughs at Washington (W).....	2
09/04/88 Terry Hoage at Buccaneers (W).....	2	12/09/62 Ben Scotti vs. Steelers (L).....	2
09/20/87 Elbert Foules vs. Saints (W).....	2	10/06/62 Don Burroughs at Steelers (L).....	2
12/21/86 Roynell Young vs. Washington (L).....	2	12/03/61 Chuck Bednarik at Steelers (W).....	2
09/14/86 Andre Waters at Bears (L).....	2	Don Burroughs at Steelers (W).....	3
10/20/85 Wes Hopkins vs. Cowboys (W).....	2	11/27/60 Don Burroughs vs. Giants (W).....	2
12/02/84 Wes Hopkins vs. Cowboys (L).....	2	10/16/60 Gene Johnson vs. Lions (W).....	2
12/19/82 Roynell Young vs. Oilers (W).....	2	10/09/60 Don Burroughs vs. Rams (W).....	2
12/20/81 Herman Edwards vs. Rams (W).....	2	09/30/60 Chuck Weber at Cowboys (W).....	3
09/17/81 Brenard Wilson at Bills (W).....	2		
01/03/81 <i>Herman Edwards vs. Vikings (W).....</i>	2		
<i>Roynell Young vs. Vikings (W).....</i>	2		
09/22/80 Herman Edwards vs. Giants (W).....	2		

* Rookie | *Playoff Game*

PUNTING RECORDS



HIGHEST GROSS AVERAGE, Career

Rk	Player	Punts	Yds	Gross	Net	In20	Lg	Blk
1.	Cameron Johnston (2018-20)	203	9,547	47.0	41.8	78	68	0
2.	Donnie Jones (2013-17)	374	16,971	45.4	40.5	138	72	4
3.	Joe Muha (1946-50)	179	7,688	43.0	---	---	82	2
4.	Sav Rocca (2007-10)	299	12,817	42.9	37.6	102	65	1
5.	Sean Landeta (1999-2002, '05)	376	16,092	42.8	35.9	96	64	1

HIGHEST NET AVERAGE, Career

Rk	Player	Punts	Yds	Gross	Net	In20	Lg	Blk
1.	Cameron Johnston (2018-20)	203	9,547	47.0	41.8	78	68	0
2.	Donnie Jones (2013-17)	374	16,971	45.4	40.5	138	72	4
3.	Sav Rocca (2007-10)	299	12,817	42.9	37.6	102	65	1
4.	Dirk Johnson (2003-06)	268	11,180	41.7	36.0	79	62	0
5.	Sean Landeta (1999-2002, '05)	376	16,092	42.8	35.9	96	64	1

PUNTS

Rk	Player	Punts
1.	Adrian Burk (1951-56)	393
2.	Sean Landeta (1999-2002, '05)	376
3.	Tom Hutton (1995-98)	349
4.	John Teltschik (1986-89)	345
5.	Max Runager (1979-83, '89)	332

PUNTS INSIDE 20

Rk	Player	In20
1.	Donnie Jones (2013-17)	138
2.	Jeff Feagles (1990-93)	106
3.	Sav Rocca (2007-10)	102
4.	Sean Landeta (1999-2002, '05)	96
5.	Dirk Johnson (2003-06)	79

HIGHEST GROSS AVERAGE, Season

Rk	Player	Punts	Yds	Gross	Net	In20	Lg	Blk
1.	Cameron Johnston (2018)	61	2,937	48.2	42.7	24	68	0
2.	Joe Muha (1948)	57	2,694	47.3	---	---	82	0
3.	Donnie Jones (2015)	86	4,038	47.0	41.6	29	64	2
4.	Cameron Johnston (2020)	71	3,318	46.7	40.6	26	66	0
5.	Mat McBriar (2012)	55	2,560	46.6	36.5	13	66	1

HIGHEST NET AVERAGE, Season

Rk	Player	Punts	Yds	Gross	Net	In20	Lg	Blk
1.	Cameron Johnston (2018)	61	2,937	48.2	42.7	24	68	0
2.	Cameron Johnston (2019)	71	3,292	46.4	42.3	28	61	0
3.	Donnie Jones (2015)	86	4,038	47.0	41.6	29	64	2
4.	Donnie Jones (2016)	63	2,888	45.8	40.7	21	72	0
5.	Cameron Johnston (2020)	71	3,318	46.7	40.6	26	66	0

Led NFL Note: Net average and inside-the-20 became official NFL statistics in 1976

PUNTS

Rk	Player	Punts
1.	John Teltschik (1986)	108
2.	Sean Landeta (1999)	107
3.	Tom Hutton (1998)	104
4.	John Teltschik (1988)	98
5.	Sean Landeta (2001)	97

PUNTS INSIDE 20

Rk	Player	In20
1.	Donnie Jones (2014)	34
2.	Donnie Jones (2013)	33
3.	Jeff Feagles (1993)	31
4t.	Donnie Jones (2015)	29
	Jeff Feagles (1991)	29

HIGHEST GROSS AVERAGE, Game

Rk	Player	Avg
1.	Mat McBriar (10/14/12 vs. Lions)	56.6
2.	Cameron Johnston (9/16/18 at Buccaneers)	56.0
3.	Chas Henry (9/9/12 at Browns)	55.0

HIGHEST NET AVERAGE, Game

Rk	Player	Avg
1.	Donnie Jones (11/17/13 vs. Washington)	50.7
2.	Cameron Johnston (9/13/20 at Washington)	50.2
3.	Donnie Jones (10/19/15 vs. Giants)	49.0

LONGEST PUNTS

Rk	Player	Yds
1.	Randall Cunningham (12/3/89 at Giants)	91
2.	Joe Muha (10/10/48 vs. Giants)	82
3t.	Randall Cunningham (10/16/94 at Cowboys)	80
	King Hill (11/11/62 vs. Packers)	80
5.	Jeff Feagles (9/15/91 at Cowboys)	77

KICKOFF RETURN RECORDS



HIGHEST KICKOFF RETURN AVERAGE, Career

Rk	Player	KOR	Yds	Avg	Lg	TD
1.	Josh Huff (2014-16)	42	1,165	27.7	107t	2
2.	Steve Van Buren (1944-51)	76	2,030	26.7	98t	3
3.	Irv Cross (1961-69)	28	745	26.6	74	0
4.	Timmy Brown (1960-67)	169	4,483	26.5	105t	5
5.	Al Nelson (1965-73)	101	2,625	26.0	78	0
6.	Wilbert Montgomery (1977-84)	32	814	25.4	99t	1
7.	Quintin Demps (2008-09)	58	1,469	25.3	100t	1
8.	Brian Mitchell (2000-02)	131	3,311	25.3	94t	2
9.	Allen Rossum (1998-99)	98	2,427	24.8	89t	1
10.	Billy Walik (1970-72)	67	1,640	24.5	82	0

KICKOFF RETURNS

Rk	Player	KOR
1.	Timmy Brown (1960-67)	169
2.	Brian Mitchell (2000-02)	131
3.	Al Nelson (1965-73)	101
4.	Allen Rossum (1998-99)	98
5.	Larry Marshall (1974-77)	88

KICKOFF RETURN YARDS

Rk	Player	Yds
1.	Timmy Brown (1960-67)	4,483
2.	Brian Mitchell (2000-02)	3,311
3.	Al Nelson (1965-73)	2,625
4.	Allen Rossum (1998-99)	2,427
5.	Larry Marshall (1974-77)	2,075

KICKOFF RETURN TDs

Rk	Player	TD
1.	Timmy Brown (1960-67)	5
2t.	Derrick Witherspoon (1995-97)	3
	Steve Van Buren (1944-51)	3
4t.	Josh Huff (2014-16)	2
	Brian Mitchell (2000-02)	2

HIGHEST KICKOFF RETURN AVERAGE, Season

Rk	Player	KOR	Yds	Avg	Lg	TD
1.	Al Nelson (1972)	25	728	29.1	78	0
2.	Steve Van Buren (1945)	13	373	28.7	98t	1
3.	Timmy Brown (1963)	<u>33</u>	<u>945</u>	28.6	100t	1
4.	Timmy Brown (1966)	20	562	28.1	93t	2
5.	Timmy Brown (1961)	29	811	28.0	105t	1
6.	Timmy Brown (1962)	30	831	27.7	99t	1
7.	Herschel Walker (1994)	21	581	27.7	94t	1
8.	Don Stevens (1952)	16	433	27.1	51	0
9.	Brian Mitchell (2002)	43	1,162	27.0	57	0
10.	Wilbert Montgomery (1977)	23	619	<u>26.9</u>	<u>99t</u>	1

Led NFL Led Conference

KICKOFF RETURNS

Rk	Player	KOR
1.	Allen Rossum (1999)	54
2.	Derrick Witherspoon (1996)	53
3.	Quintin Demps (2008)	52
4.	Herman Hunter (1985)	48
5t.	Brian Mitchell (2000)	47
	Duce Staley (1997)	47

KICKOFF RETURN YARDS

Rk	Player	Yds
1.	Allen Rossum (1999)	1,347
2.	Quintin Demps (2008)	1,314
3.	Derrick Witherspoon (1996)	1,271
4.	Brian Mitchell (2002)	1,162
5.	Duce Staley (1997)	1,139

KICKOFF RETURN TDs

Rk	Player	TD
1.	Derrick Witherspoon (1996)	2
	Timmy Brown (1966)	2

NFL Record

LONGEST KICKOFF RETURNS

Rk	Player	Yds
1.	Josh Huff (11/23/2014 vs. Titans)	107t
2.	Timmy Brown (9/17/1961 vs. Browns)	105t
3.	Russ Craft (10/7/1950 vs. LA Rams)	103t
4.	Chris Polk (9/21/2014 vs. Washington)	102t
5t.	Quintin Demps (11/23/2008 at Ravens)	100t
	Timmy Brown (9/22/1963 vs. StL. Cardinals)	100t
	Dave Smukler (11/13/1938 at Brooklyn Dodgers)	100t

MOST KICKOFF RETURNS, Game

Rk	Player	KOR
1t.	Quintin Demps (11/9/08 vs. Giants)	8
	Allen Rossum (11/21/99 vs. Colts)	8
	Derrick Witherspoon (11/24/96 at Cardinals)	8

MOST KICKOFF RETURN YARDS, Game

Rk	Player	Yds
1.	Derrick Witherspoon (11/24/96 at Cardinals)	253
2.	Timmy Brown (11/6/66 vs. Cowboys)	247
3.	Allen Rossum (11/14/99 vs. Washington)	222

MOST KICKOFF RETURN TOUCHDOWNS, Game

Rk	Player	TD
1.	Timmy Brown (11/6/66 vs. Cowboys)	2

PUNT RETURN RECORDS



HIGHEST PUNT RETURN AVERAGE, Career

Rk	Player	PR	FC	Yds	Avg	Lg	TD
1.	Ernie Steele (1942-48)	44	---	737	16.8	80t	1
2.	Steve Van Buren (1944-51)	34	---	473	13.9	55t	2
3.	Pat McHugh (1947-51)	31	---	402	13.0	69t	1
4.	Brian Westbrook (2002-09)	39	21	498	12.8	84t	2
5.	Brian Mitchell (2000-02)	117	66	1,369	11.7	76t	2
6.	Darren Sproles (2014-19)	116	68	1,355	11.7	89t	4
7.	Frank Reagan (1949-51)	27	---	304	11.3	42	1
8.	Bosh Pritchard (1942, '47-51)	91	---	975	10.7	55t	1
9.	Vai Sikahema (1992-93)	73	30	778	10.7	87t	1
10.	Larry Marshall (1974-77)	104	16	1,086	10.4	48	0

PUNT RETURNS

Rk	Player	PR
1.	Wally Henry (1977-82)	148
2.	DeSean Jackson (2008-13, '19-20)	132
3t.	Brian Mitchell (2000-02)	117
	John Sciarra (1978-83)	117
5.	Darren Sproles (2014-19)	116

PUNT RETURN YARDS

Rk	Player	Yds
1.	Brian Mitchell (2000-02)	1,369
2.	Darren Sproles (2014-19)	1,355
3.	DeSean Jackson (2008-13, '19-20)	1,296
4.	Wally Henry (1977-82)	1,231
5.	Larry Marshall (1974-77)	1,086

PUNT RETURN TDs

Rk	Player	TD
1t.	DeSean Jackson (2008-13, '19-20)	4
	Darren Sproles (2014-19)	4
3t.	Brian Westbrook (2002-09)	2
	Brian Mitchell (2000-02)	2
	Steve Van Buren (1944-51)	2

HIGHEST PUNT RETURN AVERAGE, Season

Rk	Player	PR	FC	Yds	Avg	Lg	TD
1.	Steve Van Buren (1944)	15	---	230	15.3	55	1
2.	Brian Westbrook (2003)	20	16	306	15.3	84t	2
3.	DeSean Jackson (2009)	29	15	441	15.2	85t	2
4.	Alvin Haymond (1968)	15	6	201	13.4	54t	1
5.	Darren Sproles (2016)	17	13	224	13.2	66	0
6.	Darren Sproles (2014)	39	16	506	13.0	82t	2
7.	Reno Mahe (2005)	21	9	269	12.8	44	0
8.	Frank Reagan (1949)	21	---	266	12.7	42	1
9.	Kelvin Martin (1995)	17	10	214	12.6	38	0
10.	Vai Sikahema (1992)	40	10	503	12.6	87t	1

Led NFL Led Conference

PUNT RETURNS

Rk	Player	PR
1.	Wally Henry (1981)	54
2.	Rod Harris (1991)	53
3.	DeSean Jackson (2008)	50
4t.	Brian Mitchell (2002)	46
	Larry Marshall (1977)	46

PUNT RETURN YARDS

Rk	Player	Yds
1.	Brian Mitchell (2002)	567
2.	Darren Sproles (2014)	506
3.	Vai Sikahema (1992)	503
4.	Larry Marshall (1977)	489
5.	Brian Mitchell (2001)	467

PUNT RETURN TDs

Rk	Player	TD
1t.	Darren Sproles (2015)	2
	Darren Sproles (2014)	2
	DeSean Jackson (2009)	2
	Brian Westbrook (2003)	2

LONGEST PUNT RETURNS

Rk	Player	Yds
1.	Damaris Johnson (12/2/2012 at Cowboys)	98t
2.	Darren Sproles (9/27/2015 at Jets)	89t
3.	Vai Sikahema (11/22/1992 at Giants)	87t
4.	DeSean Jackson (9/13/2009 at Panthers)	85t
5.	Brian Westbrook (10/19/2003 at Giants)	84t
6.	Darren Sproles (12/6/2015 at Patriots)	83t
7.	Darren Sproles (9/28/2014 at 49ers)	82t
8t.	Brian Westbrook (12/21/2003 vs. 49ers)	81t
	Tommy McDonald (10/4/1959 vs. Giants)	81t
10.	Ernie Steele (10/25/1942 at Bears) (lateral)	80t

MOST PUNT RETURNS, Game

Rk	Player	PR
1.	Larry Marshall (9/18/77 vs. Buccaneers)	9
2t.	DeSean Jackson (9/7/08 vs. Rams)	8
	Evan Cooper (10/26/86 vs. Chargers)	8
	Vai Sikahema (12/13/92 at Seahawks)	8

MOST PUNT RETURN YARDS, Game

Rk	Player	Yds
1.	Alvin Haymond (10/6/68 at Washington)	140
2.	Darren Sproles (12/6/15 at Patriots)	115
3.	Vai Sikahema (11/22/92 at Giants)	111

INTERCEPTIONS RETURNED FOR TOUCHDOWNS (YDS)

10/04/20..... Alex Singleton at 49ers (W).....	30	09/10/89..... Eric Everett vs. Seahawks (W).....	30
10/06/19..... Nathan Gerry vs. Jets (W).....	51	10/27/85..... Wes Hopkins vs. Bills (W).....	24
01/21/18..... Patrick Robinson vs. Vikings (W).....	50	09/29/85..... Herman Edwards vs. Giants (L).....	3
10/29/17..... Jalen Mills vs. 49ers (W).....	37	12/19/82..... Richard Blackmore vs. Oilers (W).....	20
12/22/16..... Malcolm Jenkins vs. Giants (W).....	34	12/17/78..... Frank LeMaster vs. Giants (W).....	9
12/11/16..... Leodis McKelvin vs. Washington (L).....	29	10/15/78..... John Sanders vs. Washington (W).....	19
10/16/16..... Malcolm Jenkins at Washington (L).....	64	12/21/75..... Joe Lavender at Washington (W).....	36
12/06/15..... Malcolm Jenkins at Patriots (W).....	99	Frank LeMaster at Washington (W).....	89
11/08/15..... Jordan Hicks* at Cowboys (W).....	67	09/29/74..... Joe Lavender vs. Baltimore Colts (W).....	37
10/19/15..... Nolan Carroll vs. Giants (W).....	17	12/09/73..... John Outlaw vs. Jets (W).....	45
11/10/14..... Bradley Fletcher vs. Panthers (W).....	34	12/19/71..... Al Nelson at Giants (W).....	19
09/28/14..... Malcolm Jenkins at 49ers (L).....	53	10/19/69..... Bill Bradley* at Cowboys (L).....	56
12/22/13..... Brandon Boykin vs. Bears (W).....	54	10/13/69..... Nate Ramsey at Baltimore Colts (L).....	26
11/13/11..... Asante Samuel vs. Cardinals (L).....	20	09/21/69..... Joe Scarpati vs. Browns (L).....	34
11/15/10..... Dimitri Patterson at Washington (W).....	40	12/10/67..... Joe Scarpati at Cowboys (L).....	67
12/06/09..... Sheldon Brown at Falcons (W).....	83	10/08/67..... Don Hultz at Falcons (W).....	16
10/26/09..... Will Witherspoon at Washington (W).....	9	11/20/66..... Jim Nettles at 49ers (W).....	34
01/04/09..... Asante Samuel at Vikings (W).....	44	12/12/65..... Maxie Baughan at Steelers (W).....	33
12/15/08..... Asante Samuel vs. Browns (W).....	50	Jim Nettles* at Steelers (W).....	56
10/12/08..... Juqua Parker at 49ers (W).....	55	George Tarasovic at Steelers (W).....	40
12/17/06..... Trent Cole at Giants (W).....	19	12/06/64..... Joe Scarpati* vs. Cowboys (W).....	24
12/10/06..... Michael Lewis at Washington (W).....	84	10/25/64..... Irv Cross at Steelers (W).....	94
11/12/06..... Sheldon Brown vs. Washington (W).....	70	11/10/63..... Lee Roy Caffey* at Giants (L).....	87
10/08/06..... Lito Sheppard vs. Cowboys (W).....	102	10/13/57..... Jimmy Harris* at Browns (L).....	65
10/02/05..... Sheldon Brown at Chiefs (W).....	40	10/05/57..... Jerry Norton vs. Giants (L).....	99
11/15/04..... Lito Sheppard at Cowboys (W).....	101	10/14/56..... Eddie Bell at Steelers (W).....	28
10/17/04..... Lito Sheppard vs. Panthers (W).....	64	11/13/55..... Bibbles Bawel vs. Browns (W).....	40
10/05/03..... ND Kalu vs. Washington (W).....	15	10/15/55..... Bibbles Bawel at Steelers (L).....	42
01/11/03..... Bobby Taylor vs. Falcons (W).....	39	12/12/54..... Jerry Norton* vs. Giants (W).....	69
12/21/02..... Shawn Barber at Cowboys (W).....	80	11/15/53..... Chuck Bednarik vs. Baltimore Colts (W).....	26
12/01/02..... Bobby Taylor vs Rams (W).....	23	12/14/52..... Mike Jarmoluk at Washington (L).....	45
01/12/02..... Damon Moore vs. Buccaneers (W).....	59	12/07/52..... Vic Sears vs. Dallas Texans (W).....	9
11/18/01..... William Hampton at Cowboys (W).....	33	11/02/52..... Russ Craft at Packers (L).....	32
Jeremiah Trotter at Cowboys (W).....	50	10/29/50..... Joe Muha vs. Washington (W).....	19
11/19/00..... Mike Caldwell vs. Cardinals (W).....	26	10/22/50..... Norm Willey* at Steelers (W).....	41
09/03/00..... Jeremiah Trotter at Cowboys (W).....	27	09/24/50..... Frank Reagan at Chicago Cardinals (W) (lateral).....	46
01/02/00..... Al Harris vs. Rams (W).....	17	12/04/49..... Joe Muha at Giants (W).....	28
Mike Mamula vs. Rams (W).....	41	11/20/49..... Pat McHugh vs. NY Bulldogs (W).....	21
11/21/99..... Brandon Whiting vs. Colts (L).....	22	11/10/46..... Gil Steinke at Giants (L).....	52
10/24/99..... Brian Dawkins at Dolphins (L).....	67	12/03/44..... Vic Lindskog* vs. Brooklyn Tigers (W).....	65
10/03/99..... Bobby Taylor at Giants (L).....	18	11/26/44..... Tom Miller vs. Bears (L).....	35
12/07/97..... Brian Dawkins vs. Giants (L).....	64	11/19/44..... Jack Hinkle at Washington (W).....	50
11/03/96..... Troy Vincent at Cowboys (W) (lateral).....	90	11/07/43..... Larry Cabrelli vs. Washington (T).....	24
12/30/95..... William Thomas vs. Lions (W).....	30	10/31/43..... Ben Kish vs. Chicago Cardinals (W).....	86
Barry Wilburn vs. Lions (W).....	24	09/16/38..... Jay Arnold at Pittsburgh Pirates (W).....	22
09/10/95..... William Thomas at Cardinals (W).....	37	10/10/37..... Maurice Harper* at Washington (W).....	20
12/24/94..... Mike Zordich at Bengals (L).....	18	11/06/34..... Swede Hanson vs. Cincinnati Reds (W).....	---
10/30/94..... Greg Jackson at Washington (W).....	55	11/26/33..... Lee Woodruff vs. Cincinnati Reds (W).....	55
12/26/93..... Eric Allen vs. Saints (W).....	33		
Eric Allen vs. Saints (W).....	25		
10/03/93..... Eric Allen at Jets (W).....	94		
09/19/93..... Eric Allen vs. Washington (W).....	29		
01/03/93..... Eric Allen at Saints (W).....	18		
12/06/92..... Seth Joyner vs. Vikings (W).....	24		
11/22/92..... Seth Joyner at Giants (W).....	43		
12/22/91..... Otis Smith vs. Washington (W).....	74		
12/23/90..... Eric Allen vs. Cowboys (W).....	35		
11/25/90..... Byron Evans vs. Giants (W).....	23		
11/12/90..... William Frizzell vs. Washington (W).....	30		
12/03/89..... Clyde Simmons at Giants (W).....	60		

* Rookie | Playoff Game



MALCOLM JENKINS

FUMBLE RECOVERY TOUCHDOWNS (YDS)

11/01/20.....	Rodney McLeod vs. Dal. (W).....	53	11/15/70.....	Steve Preece vs. Falcons (T).....	21
10/18/20.....	J.J. Arcega-Whiteside vs. Ravens (L).....	0	12/18/66.....	Harold Wells at Washington (W).....	60
12/15/19.....	Nigel Bradham at Washington (W).....	48	10/10/65.....	George Tarasovic at Cowboys (W).....	62
10/06/19.....	Orlando Scandrick vs. Jets (W).....	44	11/22/64.....	Mike Morgan* vs. St. Louis Cardinals (L).....	0
12/25/17.....	Derek Barnett* vs. Raiders (W).....	23	11/27/60.....	J.D. Smith vs. Giants (W).....	0
12/10/17.....	Brandon Graham at Rams (W).....	16	11/20/60.....	Jimmy Carr at Giants (W).....	38
11/26/17.....	Nelson Agholor vs. Bears (W).....	0	12/13/59.....	Don Owens vs. Browns (L).....	3
11/19/17.....	Nigel Bradham at Cowboys (W).....	37	11/22/59.....	Jerry Huth vs. Los Angeles Rams (W).....	0
09/10/17.....	Fletcher Cox at Washington (W).....	20	10/04/59.....	Chuck Weber vs. Giants (W).....	0
01/03/16.....	Walter Thurmond at Giants (W).....	83	12/12/54.....	Norm Willey vs. Giants (W).....	0
10/05/14.....	Cedric Thornton vs. Rams (W).....	0	10/25/53.....	Tom Scott* at Chicago Cardinals (W).....	0
09/07/14.....	Fletcher Cox vs. Jaguars (W).....	17	12/07/52.....	Ebert Van Buren vs. Dallas Texans (W).....	0
10/27/13.....	Najee Goode vs. Giants (L).....	2	11/16/52.....	Pete Pihos vs. Chicago Cardinals (W).....	12
12/18/11.....	Juqua Parker vs. Jets (W).....	47	11/09/52.....	Mike Jarmoluk vs. Washington (W).....	16
11/07/11.....	Brian Rolle vs. Bears (L).....	22	11/04/51.....	Gerry Cowhig at Steelers (W).....	25
09/11/11.....	Juqua Parker at Rams (W).....	56	10/29/50.....	John Green vs. Washington (W).....	2
10/10/10.....	Quintin Mikell at 49ers (W).....	52	11/06/49.....	Russ Craft vs. Los Angeles Rams (W).....	21
12/13/09.....	Sheldon Brown at Giants (W).....	60	10/31/48.....	Bosh Pritchard at Steelers (W).....	18
09/13/09.....	Victor Abiamiri at Panthers (W).....	2	10/05/47.....	Joe Muha vs. Giants (W).....	2
12/28/08.....	Chris Clemons vs. Cowboys (W).....	73	10/08/44.....	Jack Banta vs. Washington (T).....	0
	Joselio Hanson vs. Cowboys (W).....	96	10/31/43.....	Jack Hinkle vs. Chicago Cardinals (W).....	0
09/15/08.....	Chris Gocong at Cowboys (L).....	0	10/24/43.....	Al Wukits* at Giants (L).....	2
12/30/07.....	Kevin Curtis vs. Bills (W).....	0	11/01/42.....	Rupert Pate at Washington (L).....	53
12/23/07.....	Kevin Curtis at Saints (W).....	0	09/20/42.....	Vic Sears at Cleveland Rams (L).....	25
09/24/06.....	Mike Patterson at 49ers (W).....	98	09/15/40.....	Don Looney* at Packers (L).....	44
10/09/05.....	Sheldon Brown at Cowboys (L).....	80	10/15/39.....	Theodore Schmitt at Giants (L).....	63
01/16/05.....	Freddie Mitchell vs. Vikings (W).....	0	09/25/38.....	Joe Carter vs. Giants (W).....	92
12/15/02.....	Carlos Emmons vs. Washington (W).....	44		Bob Pylman* vs. Giants (W).....	88
12/09/01.....	Brian Dawkins vs. Chargers (W).....	49	09/16/38.....	Jay Arnold at Pittsburgh Pirates (W).....	18
09/30/01.....	Damon Moore vs. Cowboys (W).....	10	10/31/37.....	Joe Pilconis at Pittsburgh Pirates (L).....	22
09/15/97.....	William Thomas at Cowboys (L).....	37			
12/22/96.....	Mike Mamula vs. Cardinals (W).....	4			
10/13/96.....	William Thomas at Giants (W).....	23			
09/30/96.....	Rhett Hall vs. Cowboys (L).....	32			
12/24/95.....	Jerome Henderson at Bears (L).....	0			
10/29/95.....	Kevin Johnson vs. St. Louis Rams (W).....	37			
10/15/95.....	Mike Zordich at Giants (W).....	58			
09/24/95.....	Greg Jackson at Raiders (L).....	45			
01/03/94.....	Byron Evans at 49ers (W).....	30			
09/13/92.....	Reggie White at Phoenix Cardinals (W).....	37			
11/24/91.....	Seth Joyner at Phoenix Cardinals (W).....	34			
	Clyde Simmons at Phoenix Cardinals (W).....	0			
10/06/91.....	Seth Joyner at Buccaneers (L).....	0			
11/12/90.....	Clyde Simmons vs. Washington (W).....	18			
12/03/89.....	Andre Waters at Giants (W).....	3			
11/20/88.....	Cris Carter at Giants (W).....	0			
09/20/87.....	Seth Joyner vs. Saints (W).....	18			
09/13/87.....	Reggie White at Washington (L).....	70			
12/15/85.....	Dave Little at Chargers (L).....	0			
12/26/82.....	Greg Brown at Cowboys (W).....	0			
10/11/81.....	Frank LeMaster at Saints (W).....	47			
09/27/81.....	Greg Brown* vs. Washington (W).....	7			
11/16/80.....	Jerry Robinson at Washington (W).....	59			
11/19/78.....	Herman Edwards at Giants (W).....	26			
12/01/74.....	Will Wynn vs. Packers (W).....	87			
10/06/74.....	Bill Dunstan at Chargers (W).....	46			
09/23/74.....	Joe Lavender vs. Cowboys (W).....	96			
11/04/73.....	Will Wynn* vs. Patriots (W).....	24			
11/21/71.....	Ben Hawkins at St. Louis Cardinals (W).....	5			
	Steve Smith at St. Louis Cardinals (W).....	5			

* Rookie | *Playoff Game*

LONGEST FUMBLE RECOVERY TD

Rk	Player	Yds
1.	Mike Patterson (9/24/06 at 49ers).....	98t
2t.	Joselio Hanson (12/28/08 vs. Cowboys).....	96t
	Joe Lavender (9/23/74 vs. Cowboys).....	96t
4.	Joe Carter (9/25/38 vs. Giants).....	92t
5.	Boby Pylman (9/25/38 vs. Giants).....	88t
6.	Will Wynn (12/1/74 vs. Packers).....	87t
7.	Walter Thurmond (1/3/16 at Giants).....	83t
8.	Sheldon Brown (10/9/05 at Cowboys).....	80t
9.	Chris Clemons (12/28/08 vs. Cowboys).....	73t
10.	Reggie White (9/13/87 at Washington).....	70t

MOST FUMBLE RECOVERY TDs, Career

Rk	Player	FR-TD
1.	Seth Joyner (1986-93).....	3
2t.	10x, last: Fletcher Cox (2012-).....	2

MOST FUMBLE RECOVERY TDs, Season

Rk	Player	FR-TD
1t.	Juqua Parker (2011).....	2
	Kevin Curtis (2007).....	2
	Seth Joyner (1991).....	2

KICKOFF RETURN TOUCHDOWNS (YDS)

10/23/16.....	Josh Huff vs. Vikings (W).....	98
10/16/16.....	Wendell Smallwood* at Washington (L).....	86
11/23/14.....	Josh Huff* vs. Titans (W).....	107
09/21/14.....	Chris Polk vs. Washington (W).....	102
11/23/08.....	Quintin Demps* at Ravens (L).....	100
11/04/01.....	Brian Mitchell at Cardinals (W).....	94
10/01/00.....	Brian Mitchell vs. Falcons (W).....	89
11/14/99.....	Allen Rossum vs. Washington (W).....	89
11/02/97.....	Willie Clark at Cardinals (L).....	39
11/24/96.....	Derrick Witherspoon at Cardinals (L).....	95
09/22/96.....	Derrick Witherspoon at Falcons (W).....	97
12/17/95.....	Derrick Witherspoon vs. Cardinals (W).....	86
12/24/94.....	Herschel Walker at Bengals (L).....	94
11/18/84.....	Andre Waters* vs. Washington (W).....	89
12/02/79.....	Billy Campfield vs. Lions (W).....	92
12/11/77.....	Wilbert Montgomery* vs. Giants (W).....	99
09/22/68.....	Alvin Haymond vs. Giants (L).....	98
11/06/66.....	Timmy Brown vs. Cowboys (W).....	93
	Timmy Brown vs. Cowboys (W).....	90
09/22/63.....	Timmy Brown vs. Cardinals (L).....	100
12/02/62.....	Timmy Brown at Washington (W).....	99
09/17/61.....	Timmy Brown vs. Browns (W).....	105
09/24/55.....	Jerry Norton vs. Giants (W).....	96
10/07/50.....	Russ Craft vs. Rams (W).....	103
09/28/47.....	Steve Van Buren vs. Washington (W).....	95
12/02/45.....	Steve Van Buren at Giants (L).....	98
11/12/44.....	Steve Van Buren* vs. Giants (T).....	97
11/01/42.....	Bosh Pritchard* at Washington (L).....	97
11/13/38.....	Dave Smukler at Brooklyn Dodgers (L).....	100

* Rookie | *Playoff Game*

BLOCKED PUNTS RETURNED FOR TDs (YDS)

12/06/15.....	Najee Goode at Patriots (W).....	24
12/28/14.....	Trey Burton* at Giants (W).....	27
10/05/14.....	Chris Maragos vs. Rams (W).....	10
09/28/14.....	Brad Smith at 49ers (L).....	0
11/22/92.....	Ken Rose at Giants (W).....	3
09/02/84.....	Rich Kraynak at Giants (L).....	8
10/31/71.....	Bill Hobbs vs. Broncos (W).....	0
12/20/70.....	Mike Dirks vs. Steelers (W).....	0
11/12/67.....	Jim Nettles at Rams (L).....	0
12/18/49.....	Leo Skladany* at Rams (W).....	2
11/03/46.....	Augie Lio vs. Giants (W).....	0

* Rookie | *Playoff Game*

MISSED FGs RETURNED FOR TDs (YDS)

09/26/71.....	Al Nelson vs. Cowboys (L).....	101
12/11/66.....	Al Nelson vs. Browns (W).....	100
09/16/62.....	Timmy Brown vs. Cardinals (L).....	99

BLOCKED FGs RETURNED FOR TDs (YDS)

10/23/05.....	Matt Ware vs. Chargers (W).....	65
11/20/88.....	Clyde Simmons at Giants (W).....	15

PUNT RETURN TOUCHDOWNS (YDS)

12/06/20.....	Jalen Reagor at Packers (L).....	73
12/06/15.....	Darren Sproles at Patriots (W).....	83
09/27/15.....	Darren Sproles at Jets (W).....	89
11/10/14.....	Darren Sproles vs. Panthers (W).....	65
09/28/14.....	Darren Sproles at 49ers (L).....	82
12/02/12.....	Damaris Johnson* at Cowboys (L).....	98
12/19/10.....	DeSean Jackson at Giants (W).....	65
12/13/09.....	DeSean Jackson at Giants (W).....	72
09/13/09.....	DeSean Jackson at Panthers (W).....	85
10/05/08.....	DeSean Jackson* vs. Washington (L).....	68
12/21/03.....	Brian Westbrook vs. 49ers (L).....	81
10/19/03.....	Brian Westbrook at Giants (W).....	84
11/25/02.....	Brian Mitchell at 49ers (W).....	76
09/24/00.....	Brian Mitchell at Saints (W).....	72
11/22/92.....	Vai Sikahema at Giants (W).....	87
11/30/86.....	Greg Garrity at Raiders (W).....	76
09/03/78.....	Wally Henry vs. Rams (L).....	57
10/06/68.....	Alvin Haymond at Washington (L).....	54
11/06/66.....	Aaron Martin vs. Cowboys (W).....	67
12/19/65.....	Bob Shann* vs. Lions (L).....	63
12/03/61.....	Timmy Brown at Steelers (W).....	66
10/11/59.....	Art Powell* vs. Steelers (W).....	58
10/04/59.....	Tommy McDonald vs. Giants (W).....	81
11/09/52.....	Don Stevens* vs. Washington (W).....	56
10/26/52.....	Bibbles Bawel* at Giants (W).....	52
12/04/49.....	Frank Reagan at Giants (W).....	41
10/30/49.....	Clyde Scott* at Steelers (W).....	70
10/31/48.....	Bosh Pritchard at Steelers (W).....	55
12/21/47.....	Bosh Pritchard at Steelers (W).....	79
11/23/47.....	Pat McHugh* at Boston Yanks (L).....	69
11/02/47.....	Pete Pihos* at Washington (W).....	26
12/08/46.....	Steve Van Buren at Boston Yanks (W).....	50
10/22/44.....	Steve Van Buren* vs. Boston Yanks (W).....	55
10/25/42.....	Ernie Steele* at Bears (L) (lateral).....	80
10/18/36.....	Stumpy Thomason at Boston (L).....	15

* Rookie | *Playoff Game*



DARREN SPROLES

STARTING QB RECORDS



NICK FOLES



RON JAWORSKI

STARTING QUARTERBACK RECORDS (SINCE 1956)

2020	Carson Wentz	3-8-1	1997	Ty Detmer	2-5	1973	Roman Gabriel	5-8-1
	Jalen Hurts	1-3		Bobby Hoying	2-3-1	1972	John Reaves	0-7
2019	Carson Wentz	9-7		Rodney Peete	2-1		Pete Liske	2-4-1
2018	Carson Wentz	5-6	1996	Ty Detmer	7-4	1971	Pete Liske	5-5
	Nick Foles	4-1		Rodney Peete	3-2		Rick Arrington	1-2-1
2017	Carson Wentz	11-2	1995	Rodney Peete	9-3	1970	Norm Snead	3-9-1
	Nick Foles	2-1		Randall Cunningham	1-3		Rick Arrington	0-1
2016	Carson Wentz	7-9	1994	Randall Cunningham	7-7	1969	Norm Snead	4-8-1
2015	Sam Bradford	7-7		Bubby Brister	0-2		George Mira	0-1
	Mark Sanchez	0-2	1993	Bubby Brister	4-4	1968	Norm Snead	2-9
2014	Nick Foles	6-2		Randall Cunningham	4-0		King Hill	0-2
	Mark Sanchez	4-4		Ken O'Brien	0-4		John Huarte	0-1
2013	Michael Vick	2-4	1992	Randall Cunningham	10-5	1967	Norm Snead	6-7-1
	Nick Foles	8-2		Jim McMahon	1-0	1966	Norm Snead	5-5
2012	Michael Vick	3-7	1991	Jim McMahon	8-3		King Hill	2-0
	Nick Foles	1-5		Randall Cunningham	1-0		Jack Concannon	2-0
2011	Michael Vick	7-6		Jeff Kemp	1-1	1965	Norm Snead	4-5
	Vince Young	1-2		Brad Goebel	0-2		King Hill	1-4
2010	Michael Vick	8-3	1990	Randall Cunningham	10-6	1964	Norm Snead	4-6
	Kevin Kolb	2-3	1989	Randall Cunningham	11-5		King Hill	1-1
2009	Donovan McNabb	10-4	1988	Randall Cunningham	10-6		Jack Concannon	1-1
	Kevin Kolb	1-1	1987	Randall Cunningham	7-5	1963	Sonny Jurgensen	2-6-1
2008	Donovan McNabb	9-6-1		Scott Tinsley	0-3		King Hill	0-4-1
2007	Donovan McNabb	8-6	1986	Ron Jaworski	3-6	1962	Sonny Jurgensen	3-9-1
	A.J. Feeley	0-2		Randall Cunningham	1-3-1		King Hill	0-1
2006	Donovan McNabb	5-5		Matt Cavanaugh	1-1	1961	Sonny Jurgensen	10-4
	Jeff Garcia	5-1	1985	Ron Jaworski	6-6	1960	Norm Van Brocklin	10-2
2005	Donovan McNabb	4-5		Randall Cunningham	1-3	1959	Norm Van Brocklin	7-5
	Mike McMahon	2-5	1984	Ron Jaworski	5-7-1	1958	Norm Van Brocklin	2-9-1
2004	Donovan McNabb	13-2		Joe Pisarcik	1-2	1957	Bobby Thomason	2-5
	Koy Detmer	0-1	1983	Ron Jaworski	5-11		Sonny Jurgensen	2-3
2003	Donovan McNabb	12-4	1982	Ron Jaworski	3-6	1956	Bobby Thomason	3-5-1
2002	Donovan McNabb	7-3	1981	Ron Jaworski	10-6		Adrian Burk	0-3
	A.J. Feeley	4-1	1980	Ron Jaworski	12-4			
	Koy Detmer	1-0	1979	Ron Jaworski	11-5			
2001	Donovan McNabb	11-5	1978	Ron Jaworski	9-7			
2000	Donovan McNabb	11-5	1977	Ron Jaworski	5-9			
1999	Doug Pederson	2-7	1976	Mike Boryla	3-7			
	Donovan McNabb	2-4		Roman Gabriel	1-3			
	Koy Detmer	1-0	1975	Roman Gabriel	2-7			
1998	Bobby Hoying	1-6		Mike Boryla	2-3			
	Koy Detmer	1-4	1974	Roman Gabriel	4-7			
	Rodney Peete	1-3		Mike Boryla	3-0			

PASSING

MOST ATTEMPTS

1. Carson Wentz (2016).....	607
2. Nick Foles (2012).....	265
3. John Reaves (1972).....	224
4. Donovan McNabb (1999).....	216
5. Davey O'Brien (1939).....	201
6. Jalen Hurts (2020).....	148
7. Mike Boryla (1974).....	102
8. Foster Watkins (1940).....	85
9. Randall Cunningham (1985).....	81
10t. Rick Arrington (1970).....	73
Red Kirkman (1933).....	73

MOST COMPLETIONS

1. Carson Wentz (2016).....	379
2. Nick Foles (2012).....	161
3. John Reaves (1972).....	108
4. Donovan McNabb (1999).....	106
5. Davey O'Brien (1939).....	99
6. Jalen Hurts (2020).....	77
7. Mike Boryla (1974).....	60
8. Rick Arrington (1970).....	37
9. Randall Cunningham (1985).....	34
10. Sonny Jurgensen (1957).....	33

MOST PASSING YARDS

1. Carson Wentz (2016).....	3,782
2. Nick Foles (2012).....	1,699
3. John Reaves (1972).....	1,508
4. Davey O'Brien (1939).....	1,324
5. Jalen Hurts (2020).....	1,061
6. Donovan McNabb (1999).....	948
7. Mike Boryla (1974).....	580
8. Foster Watkins (1940).....	565
9. Randall Cunningham (1985).....	548
10. Sonny Jurgensen (1957).....	470

MOST TOUCHDOWNS

1. Carson Wentz (2016).....	16
2. Donovan McNabb (1999).....	8
3. John Reaves (1972).....	7
4t. Jalen Hurts (2020).....	6
Nick Foles (2012).....	6
Davey O'Brien (1939).....	6
7t. Mike Boryla (1974).....	5
Sonny Jurgensen (1957).....	5

HIGHEST COMPLETION PERCENTAGE

1. Carson Wentz (2016).....	62.4
2. Nick Foles (2012).....	60.8
3. Mike Boryla (1974).....	58.8
4. Jalen Hurts (2020).....	52.0
5. Davey O'Brien (1939).....	49.3

(min. 75 attempts)

HIGHEST PASSER RATING

1. Carson Wentz (2016).....	79.3
2. Nick Foles (2012).....	79.1
3. Mike Boryla (1974).....	78.9
4. Jalen Hurts (2020).....	77.6
5. Donovan McNabb (1999).....	60.1

(min. 75 attempts)

RUSHING

MOST ATTEMPTS

1. Po James (FB) (1972).....	182
2. Miles Sanders (2019).....	179
3. Keith Byars (FB) (1986).....	177
4. Lee Bougness (FB) (1970).....	159
5. LeSean McCoy (2009).....	155
6. Billy Barnes (1957).....	143
7. James Joseph (1991).....	135
8. Correll Buckhalter (2001).....	129
9. Clarence Peaks (1957).....	125
10. Mike Hogan (1976).....	123

MOST RUSHING YARDS

1. Miles Sanders (2019).....	818
2. LeSean McCoy (2009).....	637
3. Correll Buckhalter (2001).....	586
4. Keith Byars (FB) (1986).....	577
5. Po James (FB) (1972).....	565
6. Bryce Brown (2012).....	564
7. Mike Hogan (FB) (1976).....	561
8. Billy Barnes (1957).....	529
9. Josh Adams (2018).....	511
10. Clarence Peaks (1957).....	495

MOST TOUCHDOWNS

1t. Steve Van Buren (1944).....	5
Don Johnson (1953).....	5
3t. Corey Clement (2017).....	4
Bryce Brown (2012).....	4
LeSean McCoy (2009).....	4
Ken Keller (1956).....	4
Mel Bleeker (1944).....	4
Jim Castiglia (FB) (1941).....	4

RECEIVING

MOST RECEPTIONS

1. Keith Jackson (TE) (1988).....	81
2. Jordan Matthews (2014).....	67
3. DeSean Jackson (2008).....	62
4. Don Looney (E) (1940).....	58
5. Jeremy Maclin (2009).....	56
6. Charle Young (TE) (1973).....	55
7t. Miles Sanders (RB) (2019).....	50
Lee Bougness (RB) (1970).....	50
9. Reggie Brown (2005).....	43
10t. Victor Bailey (1993).....	41
Junior Tautalasati (RB) (1986).....	41

MOST RECEIVING YARDS

1. DeSean Jackson (2008).....	912
2. Jordan Matthews (2014).....	872
3. Keith Jackson (TE) (1988).....	869
4. Charle Young (TE) (1973).....	854
5. Jeremy Maclin (2009).....	773
6. Fred Barnett (1990).....	721
7. Don Looney (E) (1940).....	707
8. Calvin Williams (1990).....	602
9. Reggie Brown (2005).....	571
10. Victor Bailey (1993).....	545

MOST TOUCHDOWNS

1. Calvin Williams (1990).....	9
2t. Jordan Matthews (2014).....	8
Fred Barnett (1990).....	8
Bobby Walston (E) (1951).....	8
5. Pete Pihos (E) (1947).....	7
6t. Keith Jackson (TE) (1988).....	6
Charle Young (TE) (1973).....	6
8. Hal Giancanelli (B) (1953).....	5

TOTAL OFFENSE

MOST SCRIMMAGE YARDS

1. Miles Sanders (RB) (2019).....	1,327
2. DeSean Jackson (WR) (2008).....	1,008
3. LeSean McCoy (RB) (2009).....	945
4. Charle Young (TE) (1973).....	878
5. Jordan Matthews (WR) (2014).....	872
6. Keith Jackson (TE) (1988).....	869
7. Lee Bougness (RB) (1970).....	802
8. Jeremy Maclin (WR) (2009).....	766
9. Billy Barnes (RB) (1957).....	741
10. Fred Barnett (WR) (1990).....	734

MOST TOUCHDOWNS

1. Calvin Williams (WR) (1990).....	9
2t. Jordan Matthews (WR) (2014).....	8
Fred Barnett (WR) (1990).....	8
Bobby Walston (E) (1951).....	8
Pete Pihos (E) (1947).....	8
Mel Bleeker (RB) (1944).....	8
7t. Charle Young (TE) (1973).....	7
Don Johnson (RB) (1953).....	7
Steve Van Buren (RB) (1944).....	7
10t. Miles Sanders (RB) (2019).....	6
Corey Clement (RB) (2017).....	6
Keith Jackson (TE) (1988).....	6
Hal Giancanelli (B) (1953).....	6



MILES SANDERS

SACKS

MOST SACKS (SINCE 1982)

1.	Corey Simon (DT) (2000)	9.5
2.	Derrick Burgess (DE) (2001)	6.0
3t.	Fletcher Cox (DT) (2012)	5.5
	Mike Mamula (DE) (1995)	5.5
5t.	Derek Barnett (DE) (2017)	5.0
	Trent Cole (DE) (2005)	5.0
7.	Jerome Brown (DT) (1987)	4.0
8.	Mike Patterson (DT) (2005)	3.5
9.	Brandon Graham (DE) (2010)	3.0

INTERCEPTIONS

MOST INTERCEPTIONS (SINCE 1940)

1t.	Tom Brookshier (DB) (1953)	8
	Ed "Bibbles" Bawel (B) (1952)	8
3.	Herman Edwards (DB) (1977)	6
4t.	Eric Allen (DB) (1988)	5
	Randy Logan (S) (1973)	5
	Jerry Norton (DB) (1954)	5
	Steve Van Buren (B) (1944)	5
8t.	Roynell Young (CB) (1980)	4
	Brenard Wilson (S) (1979)	4

KICKING

MOST POINTS

1.	Cody Parkey (2014)	150
2.	Alex Henery (2011)	118
3.	Paul McFadden (1984)	116
4.	Jake Elliott (2017)	110
5.	Tony Franklin (1979)	105

MOST FIELD GOALS

1.	Cody Parkey (2014)	32
2.	Paul McFadden (1984)	30
3.	Jake Elliott (2017)	26
4.	Alex Henery (2011)	24
5.	Tony Franklin (1979)	23

MOST FIELD GOAL ATTEMPTS

1.	Paul McFadden (1984)	37
2.	Cody Parkey (2014)	36
3t.	Jake Elliott (2017)	31
	Tony Franklin (1979)	31
5.	Alex Henery (2011)	27

HIGHEST FIELD GOAL PERCENTAGE

1t.	Cody Parkey (2014)	88.9
	Alex Henery (2011)	88.9
3.	Jake Elliott (2017)	83.7
4.	Paul McFadden (1984)	81.1
5.	Tony Franklin (1979)	74.2

(min. 16 FG attempts)

PUNTING

MOST PUNTS

1.	John Teltschik (1986)	108
2.	Tom Hutton (1995)	85
3.	Merritt Kersey (1974)	82
4t.	Max Runager (1979)	74
	Bill Bradley (1969)	74

MOST PUNTING YARDS

1.	John Teltschik (1986)	4,493
2.	Tom Hutton (1995)	3,682
3.	Sav Rocca (2007)	3,066
4.	Merritt Kersey (1974)	2,959
5.	Bill Bradley (1969)	2,942

HIGHEST GROSS AVERAGE

1.	Tom Hutton (1995)	43.321
2.	Chas Henry (2011)	42.88
3.	Sav Rocca (2007)	42.00
4.	John Teltschik (1986)	41.60
5.	Bill Bradley (1969)	39.76

(min. 2.5 punts/game)

KICKOFF RETURNS

MOST KICKOFF RETURNS

1.	Quintin Demps (2008)	52
2.	Herman Hunter (1985)	48
3.	Duce Staley (1997)	47
4.	Brandon Boykin (2012)	45
5.	Allen Rossum (1998)	44
6.	J.R. Reed (2004)	33
7t.	Jorrick Calvin (2010)	32
	Billy Walik (1970)	32
9.	Dion Lewis (2011)	31
10t.	Ted Dean (1960)	26
	Al Nelson (1965)	26

MOST KICKOFF RETURN YARDS

1.	Quintin Demps (2008)	1,314
2.	Duce Staley (1997)	1,139
3.	Allen Rossum (1998)	1,080
4.	Herman Hunter (1985)	1,047
5.	Brandon Boykin (2012)	1,037
6.	Billy Walik (1970)	805
7.	J.R. Reed (2004)	761
8.	Jorrick Calvin (2010)	692
9.	Al Nelson (1965)	683
10.	Dion Lewis (2011)	669

KICKOFF RETURN AVERAGE (SINCE 1941)

1.	Josh Huff (2014)	29.6
2.	Tommy McDonald (1957)	27.6
3.	Israel Lang (1964)	27.1
4.	Art Powell (1959)	27.1
5.	Don Stevens (1952)	27.1
6.	Wilbert Montgomery (1977)	26.9
7.	Al Nelson (1965)	26.3
8.	Quintin Demps (2008)	25.3
9.	Billy Walik (1970)	25.2
10.	Allen Rossum (1998)	24.6

(min. 10 returns)

PUNT RETURNS

MOST PUNT RETURNS

1.	DeSean Jackson (2008)	50
2.	Evan Cooper (1984)	40
3.	Ed "Bibbles" Bawel (1952)	34
4.	Bill Bradley (1969)	28
5t.	Damaris Johnson (2012)	26
	Tommy McDonald (1957)	26
7.	Allen Rossum (1998)	22
8.	Jerry Norton (1954)	21
9t.	Bobby Morse (1987)	20
	Billy Walik (1970)	20

MOST PUNT RETURN YARDS

1.	DeSean Jackson (2008)	440
2.	Damaris Johnson (2012)	291
3.	Ed "Bibbles" Bawel (1952)	261
4.	Evan Cooper (1984)	250
5.	Steve Van Buren (1944)	230
6.	Dexter Wynn (2004)	194
7.	Allen Rossum (1998)	187
8.	Ernie Steele (1942)	184
9.	Bill Bradley (1969)	181
10.	Don Stevens (1952)	172

PUNT RETURN AVERAGE (SINCE 1941)

1.	Pat McHugh (1947)	15.7
2.	Steve Van Buren (1944)	15.3
3.	Damaris Johnson (2012)	11.2
4.	Dexter Wynn (2004)	10.8
5.	Don Stevens (1952)	10.8
6.	Jorrick Calvin (2010)	10.4
7t.	Ken Keller (1956)	9.7
	Bosh Pritchard (1942)	9.7
9.	DeSean Jackson (2008)	8.8
10.	Allen Rossum (1998)	8.5

(min. 10 returns)



COREY SIMON

MOST PASSING YARDS

Rk	Player	Yds
1.	Nick Foles (12/9/2012 at Buccaneers).....	381
2.	Carson Wentz (11/6/2016 at Giants).....	364
3.	Nick Foles (12/23/2012 vs. Washington).....	345
4.	Jalen Hurts (12/27/2020 at Cowboys).....	342
5.	Jalen Hurts (12/20/2020 at Cardinals).....	338
6.	Carson Wentz (12/11/2016 vs. Washington).....	314
7.	Carson Wentz (12/4/2016 at Bengals).....	308
8.	Carson Wentz (9/25/2016 vs. Steelers).....	301

MOST COMPLETIONS

Rk	Player	Cmp
1.	Carson Wentz (12/4/2016 at Bengals).....	36
2t.	Carson Wentz (12/11/2016 vs. Washington).....	32
	Carson Wentz (10/30/2016 at Cowboys).....	32
	Nick Foles (12/23/2012 vs. Washington).....	32
	Nick Foles (12/9/2012 at Buccaneers).....	32

MOST PASSING TOUCHDOWNS

Rk	Player	TD
1t.	Jalen Hurts (12/20/2020 at Cardinals).....	3
	Donovan McNabb (1/2/2000 vs. Rams).....	3
	Sonny Jurgensen (11/24/1957 vs. Washington).....	3

MOST RUSHING YARDS

Rk	Player	Yds
1.	Bryce Brown (11/26/12 vs. Panthers).....	178
2.	Bryce Brown (12/2/12 at Cowboys).....	169
3.	Correll Buckhalter (10/7/01 vs. Cardinals).....	134
4.	Steve Van Buren (11/5/44 at Brooklyn Tigers).....	129
5.	Keith Byars (12/7/86 vs. Cardinals).....	127
6t.	Miles Sanders (12/15/19 at Washington).....	122
	Charlie Garner (10/9/94 vs. Washington).....	122
8.	Don Johnson (11/29/53 at Giants).....	121
9.	Ryan Moats (12/11/05 vs. Giants).....	114
10.	Charlie Garner (10/2/94 at 49ers).....	111

MOST RECEIVING YARDS

Rk	Player	Yds
1.	Don Looney (12/1/40 at Washington).....	180
2.	Hank Baskett (12/31/06 vs. Falcons).....	177
3.	Jeremy Maclin (1/9/10 at Cowboys) (NFC WC).....	146
4t.	Jeremy Maclin (10/11/09 vs. Buccaneers).....	142
	Keith Jackson (12/31/88 at Bears) (NFC D).....	142
6.	Jordan Matthews (11/10/14 vs. Panthers).....	138
7.	Don Looney (9/22/40 at Cleveland Rams).....	129
8.	Clyde Scott (11/13/49 at Washington).....	127
9.	Herman Hunter (10/13/85 vs. L.A. Rams).....	120
10.	Fred Meyer (11/1/42 at Washington).....	119
11.	Bobby Walston (10/21/51 at Giants).....	118
12.	Don Looney (9/15/40 at Packers).....	115

LONGEST RUSHING TD

Rk	Player	Yds
1.	Herman Hunter (11/24/1985 at Cowboys).....	74t
2.	John Brewer (10/4/1952 vs. Giants).....	71t
3t.	Steve Van Buren (11/5/1944 at Brooklyn Tigers).....	70t
	John Kusko (11/22/1936 vs. Bears).....	70t
5t.	LeSean McCoy (11/1/2009 vs. Giants).....	66t
	Don Johnson (11/15/1953 vs. Colts).....	66t
7t.	Miles Sanders (10/27/19 at Bills).....	65t
	Bryce Brown (12/26/2012 vs. Panthers).....	65t
9.	Don Johnson (11/29/1953 at Giants).....	63t
10.	Ryan Moats (12/18/2005 at Rams).....	59t

LONGEST RECEIVING TD

Rk	Player	Yds
1.	Fred Barnett (12/2/1990 at Bills).....	95t
2.	Hank Baskett (12/31/2006 vs. Falcons).....	89t
3.	Hank Baskett (10/8/2006 vs. Cowboys).....	87t
4.	Kenny Jackson (10/21/1984 vs. Giants).....	83t
5.	Charle Young (11/18/1973 at Cowboys).....	80t
6.	Mel Bleeker (10/22/1944 vs. Boston Yanks).....	75t
7.	Glen Young (11/6/1983 vs. Cowboys).....	71t
8.	Clyde Scott (11/13/1949 at Washington).....	70t

LONGEST KICKOFF RETURNS

Rk	Player	Yds
1.	Josh Huff (11/23/14 vs. Titans).....	107t
2.	Quintin Demps (11/23/08 at Ravens).....	100t
3.	Wilbert Montgomery (12/11/77 vs. Giants).....	99t
4t.	Steve Van Buren (11/12/44 vs. Giants).....	97t
	Bosh Pritchard (11/1/42 at Washington).....	97t
6.	Art Powell (10/4/59 vs. Giants).....	95
7.	Andre Waters (11/18/84 vs. Washington).....	89t
8.	Wendell Smallwood (10/16/16 at Washington).....	86t
9.	Billy Walik (10/25/70 at Packers).....	82
10.	Jim Castiglia (10/19/41 vs. Washington).....	72

LONGEST PUNT RETURNS

Rk	Player	Yds
1.	Damaris Johnson (12/2/12 at Cowboys).....	98t
2.	Jalen Reagor (12/6/20 at Packers).....	73t
3.	Clyde Scott (10/30/49 at Steelers).....	70t
4.	Pat McHugh (11/23/47 at Boston Yanks).....	69t
5.	DeSean Jackson (10/5/08 vs. Washington).....	68t
6.	Bob Shann (12/19/65 vs. Lions).....	63t
7.	Ernie Steele (10/11/42 at Giants).....	62
8.	DeSean Jackson (9/7/08 vs. Rams).....	60
9.	Art Powell (10/11/59 vs. Steelers).....	58t
10.	Don Stevens (11/9/52 vs. Washington).....	56t

SCORING

MOST TOUCHDOWNS

- 5 James Stewart, Jaguars (10/12/97 at Jax.) (all rushing)
- 4 8x, last: Chase Claypool, Steelers (10/11/20 at Pit.)

MOST FIELD GOALS

- 5 7x, last: Josh Brown, Giants (10/27/13 at Phi., 5 att)

LONGEST FIELD GOAL

- 63 Brett Maher, Cowboys (10/20/19) at Dal.)
- 62 Brett Maher, Cowboys (12/9/18 at Dal.)
- 62 Matt Bryant, Buccaneers (10/22/06 at TB)
- 59 Greg Zuerlein, Cowboys (11/1/20) vs. Dal.
- 56 Justin Tucker, Ravens (9/16/12 at Phi.)
- 56 Mason Crosby, Packers (9/12/10 at Phi.)

PASSING

MOST ATTEMPTS

- 63 Eli Manning, Giants (12/22/16 at Phi.)
- 58 Ryan Fitzpatrick, Jets (9/27/15 at NYJ)
- 57 Eli Manning, Giants (12/17/17 at NYG)
- 56 Tom Brady, Patriots (12/6/15 at NE)
- 56 Fran Tarkenton, Vikings (12/3/78 at Min.)

MOST COMPLETIONS

- 42 Dak Prescott, Cowboys (12/9/18 at Dal.)
- 38 Eli Manning, Giants (12/22/16 at Phi.)
- 37 Eli Manning, Giants (12/17/17 at NYG)
- 37 Daunte Culpepper, Vikings (9/20/04 at Phi.)
- 36 Philip Rivers, Chargers (9/15/13 at Phi.)

MOST PASSING YARDS

- 455 Dak Prescott (12/9/18 at Dal.)
- 446 Jon Kitna, Lions (9/23/07 at Phi.)
- 434 Eli Manning, Giants (12/17/17 at NYG)
- 429 Eli Manning, Giants (9/28/14 at NYG)
- 428 Joe Montana, 49ers (9/24/89 at Phi.)

MOST TOUCHDOWNS

- 5 10x, last: Matthew Stafford, Lions (11/26/15 at Det.)

LONGEST PASSING PLAY

- 96 Bill Kilmer to Walter Roberts, Saints (11/19/67 at Phi.)
- 93t Neil Lomax to Ernie Jones, Cardinals (12/10/88 at Pho.)
- 91t Jon Kitna to Roy Williams, Lions (9/23/07 at Phi.)
- 90t Seneca Wallace to Koren Robinson (11/2/08 at Sea.)
- 90t Virgil Carter to Speedy Thomas, Bengals (9/19/71 at Cin.)

RUSHING

MOST ATTEMPTS

- 43 Butch Woolfolk, Giants (11/20/83 at Phi.)

MOST RUSHING YARDS

- 237 Emmitt Smith, Cowboys (10/31/93 at Phi.) 30 att.
- 237 Jim Brown, Browns (11/19/61 at Cle.) 34 att.
- 235 Doug Martin, Buccaneers (11/22/15 vs. TB) 27 att.
- 223 Jim Brown, Browns (11/3/63 at Phi.) 28 att.
- 221 Gerald Riggs, Washington (9/17/89 at Was.) 29 att.

MOST TOUCHDOWNS

- 5 James Stewart, Jaguars (10/12/97 at Jax.)
- 4 3x, last: Joseph Addai, Colts (11/26/06 at Ind.)

LONGEST RUN FROM SCRIMMAGE

- 90t Adrian Peterson, Washington (12/3/18 at Phi.)
- 87t John Henry Johnson, Steelers (12/11/60 at Pit.)
- 85t Reggie Brooks, Washington (9/19/93 at Phi.)
- 84t Herschel Walker, Cowboys (12/14/86 at Dal.)
- 84 Doug Martin, Buccaneers (11/22/15 at Phi.)

RECEIVING

MOST RECEPTIONS

- 15 George Kittle, 49ers (10/4/20 at SF)
- 13 Wes Welker, Patriots (11/25/07 at NE)
- 13 Terrell Owens, 49ers (11/25/02 at SF)

MOST RECEIVING YARDS

- 225 Kenny Britt, Titans (10/24/10 at Ten.) 7 rec.
- 217 Amari Cooper, Cowboys (12/9/18 at Dal.) 10 rec.
- 213 Tony Hill, Cowboys (11/12/79 at Dal.) 7 rec.
- 212 Hugh Taylor, Washington (9/28/47 at Phi.) 8 rec.
- 204 Roy Williams, Lions (9/23/07 at Phi.) 9 rec.

MOST TOUCHDOWNS

- 3 21x, last: Chase Claypool, Steelers (10/11/20 at Pit.)

INTERCEPTIONS

MOST INTERCEPTIONS

- 3 14x, last: Lofa Tatupu, Seahawks (12/2/07 at Phi.)

LONGEST INTERCEPTION RETURN

- 107t Ed Reed, Ravens (11/23/08 at Bal.)
- 100t Mike Gaechter, Cowboys (10/14/62 at Dal.)
- 99t Patrick Robinson, Saints (11/5/12 at NO)
- 98 Brandon McDonald (12/15/08 vs. Cle.)
- 97t Darren Sharper, Saints (9/20/09 at Phi.)

MISCELLANEOUS

MOST PUNTS

- 14 Sammy Baugh, Washington (11/5/39 at Was.)

LONGEST PUNT

- 85 Sammy Baugh, Washington (12/1/40 at Was.)

LONGEST KICKOFF RETURN

- 105t Trindon Holliday, Broncos (9/29/13 at Den.)
- 104t Buddy Young, Colts (11/15/53 at Phi.)
- 103t George Hoey, Cardinals (11/21/71 at StL)
- 102t Larry Jones, Washington (11/24/74 at Was.)
- 101t Wallace Francis, Bills (10/7/73 at Buf.)
- 101t Amos March, Cowboys (10/14/62 at Dal.)

LONGEST PUNT RETURN

- 90t Adam Jones, Titans (11/19/06 at Phi.)
- 90t Jacques Green, Washington (9/16/02 at Was.)
- 88t Andre Coleman, Chargers (9/17/95 at Phi.)
- 88t George Grosvenor, Cardinals (11/8/36 at Chi.)
- 87t Ted Ginn Jr., Dolphins (11/18/07 at Phi.)

LONGEST FUMBLE RETURN

- 93t James Sanders, Cardinals (9/23/12 at Arz.)
- 74t Bull Karcis, Giants (10/16/38 at NYG)
- 69t DeMarcus Ware, Cowboys (10/8/06 at Phi.)
- 65t Willie Teal, Vikings (12/1/85 at Phi.)
- 64t Linval Joseph, Vikings (10/7/18 at Phi.)

LONGEST RETURN WITH INTERCEPTED LATERAL

- 93t Dick Poillon, Washington (11/21/48 at Phi.)

SCORING

MOST POINTS SCORED

474 (2014, 16 games)
457 (2017, 16 games)
442 (2013, 16 games)
439 (2010, 16 games)
429 (2009, 16 games)

FEWEST SCORED

51 (1936, 12 games)
60 (1935, 11 games)
77 (1933, 9 games)

MOST ALLOWED

444 (2012, 16 games)
430 (2015, 16 games)
418 (2020, 16 games)
409 (1967, 14 games)
400 (2014, 16 games)

FEWEST ALLOWED

85 (1934, 11 games)
131 (1944, 10 games)
133 (1945, 10 games)

TOUCHDOWNS

MOST SCORED

54 (2014, 16 games)
53 (2017, 16 games)
53 (2013, 16 games)
50 (1948, 12 games)

FEWEST SCORED

6 (1936, 12 games)

MOST ALLOWED

52 (2012, 16 games)
52 (1967, 14 games)
50 (2015, 16 games)
48 (2020, 16 games)
48 (2014, 16 games)

FEWEST ALLOWED

10 (1934, 11 games)
17 (1950, 12 games)
17 (1949, 12 games)
18 (1945, 10 games)

MOST BY RUSHING

25 (1949, 12 games)
25 (1945, 10 games)
23 (2003, 16 games)

MOST BY PASSING

38 (2017, 16 games)
34 (1990, 16 games)
34 (1961, 14 games)
33 (1954, 12 games)

KICKING

MOST FIELD GOALS MADE

35 (2016, 16 games)
33 (2008, 16 games)
32 (2014, 16 games)
32 (2010, 16 games)
32 (2009, 16 games)

MOST PATS MADE

54 (2014, 16 games)
50 (1948, 12 games)
48 (2006, 16 games)
48 (1980, 16 games)

TOTAL NET YARDS

MOST GAINED

6,676 (2013, 16 games)
6,386 (2011, 16 games)
6,348 (2014, 16 games)
6,230 (2010, 16 games)
6,103 (2006, 16 games)

PASSING

MOST ATTEMPTS

623 (2015, 16 games)
621 (2014, 16 games)
620 (2005, 16 games)
618 (2012, 16 games)
613 (2019, 16 games)

MOST COMPLETIONS

422 (2018, 16 games)
405 (2015, 16 games)
391 (2019, 16 games)
384 (2014, 16 games)
380 (2016, 16 games)

MOST YARDS GAINED (GROSS)

4,581 (2014, 16 games)
4,524 (2018, 16 games)
4,406 (2013, 16 games)
4,380 (2009, 16 games)
4,341 (2015, 16 games)

RUSHING

MOST ATTEMPTS

632 (1949, 12 games)
587 (1978, 16 games)
581 (1950, 12 games)

MOST YARDS GAINED

2,607 (1949, 12 games)
2,566 (2013, 16 games)
2,556 (1990, 16 games)
2,509 (1981, 16 games)
2,456 (1978, 16 games)

FIRST DOWNS

MOST FIRST DOWNS

356 (2014, 16 games)
356 (2011, 16 games)
355 (2013, 16 games)
346 (2018, 16 games)
339 (2015, 16 games)

MOST BY RUSHING

157 (1981, 16 games)
143 (1978, 16 games)
143 (1949, 12 games)
142 (1950, 12 games)
138 (1992, 16 games)

MOST BY PASSING

221 (2018, 16 games)
218 (2014, 16 games)
215 (2019, 16 games)
204 (2008, 16 games)
203 (1997, 16 games)

MOST BY PENALTY

45 (2020, 16 games)
41 (2003, 16 games)
37 (2017, 16 games)
36 (2015, 16 games)
35 (2019, 16 games)
34 (1988, 16 games)

SACKS

MOST SACKS MADE

62 (1989, 16 games)
60 (1984, 16 games)
57 (1987, 15 games)
56 (2002, 16 games)
55 (1992, 16 games)
55 (1991, 16 games)

MOST SACKS ALLOWED

104 (1986, 16 games)
72 (1987, 15 games)
65 (2020, 16 games)
64 (1997, 16 games)
64 (1992, 16 games)

FEWEST SACKS ALLOWED

22 (1981, 16 games)
23 (2008, 16 games)
23 (1970, 14 games)
26 (1971, 14 games)
26 (1968, 14 games)

INTERCEPTIONS

MOST THROWN

36 (1936, 12 games)
34 (1933, 9 games)
31 (1963, 14 games)
31 (1962, 14 games)
31 (1953, 12 games)

MOST INTERCEPTED

33 (1944, 10 games)
32 (1988, 16 games)
31 (1950, 12 games)
30 (1960, 12 games)
30 (1989, 16 games)

FUMBLES

OPP. FUMBLES RECOVERED

27 (1987, 15 games)
26 (1989, 16 games)
25 (1971, 14 games)
22 (1991, 16 games)
22 (2002, 16 games)
22 (1954, 12 games)

PENALTIES

MOST PENALTIES

138 (1994, 16 games)
134 (2005, 16 games)
129 (2010, 16 games)
124 (2004, 16 games)
120 (1990, 16 games)

MOST YARDS PENALIZED

1,130 (2005, 16 games)
1,107 (1994, 16 games)
1,101 (2010, 16 games)
995 (2014, 16 games)
983 (2006, 16 games)

Best Season, Win Percentage

1949 Won 11, Lost 1 (.917)

Best Season, Win Total

2017 13 wins, 3 losses
2004 13 wins, 3 losses

Worst Season

1936 Won 1, Lost 11 (.083)

Longest Winning Streak

9 (9/24/17 - 11/26/17)
9 (10/19/03 - 12/15/03)
9 (9/30/60 - 12/4/60)

Longest Home Winning Streak

13 (12/14/47 - 12/11/49)

Longest Home Losing Streak

10 (10/14/12 - 10/27/13)

Longest Road Winning Streak

9 (10/19/03 - 10/24/04)
9 (11/12/00 - 12/16/01)

Longest Road Losing Streak

12 (12/14/97 - 10/3/99)
12 (10/15/39 - 12/1/40)

Longest Losing Streak

14 (9/20/36 - 9/21/37)

Consecutive Wins - Start of Season

7 in 2004

Consecutive Wins - End of Season

8 in 1949 (Reg. Season)

Consecutive Losses - Start of Season

11 in 1968

Consecutive Losses - End of Season

11 in 1936

Total Shutouts by Eagles

37 last at Was., 12/30/18

Most Shutouts in a Season

4 in 1934 and 1948

Consecutive Games Scored Points

120 (11/18/62 - 10/3/71)

Consecutive Games Scored TD

92 (10/2/77 - 10/16/83)

Largest Comeback Victory

28-24 vs. Chicago Cardinals at Metropolitan Stadium, October 25, 1959 (came back from 24-0 deficit in 3rd qtr.)
28-24 vs. Washington at Griffith Stadium, October 27, 1946 (came back from 24-0 deficit at halftime)

Largest Comeback vs. Eagles

23-28 vs. Minnesota Vikings at Veterans Stadium, December 1, 1985 (came back from 23-0 deficit in 4th qtr.)

SCORING

MOST SCORED

- 64 vs. Cincinnati Reds, 11/6/34
- 59 at Washington, 11/15/10
- 56 vs. Detroit Lions, 9/23/07
- 56 at Chicago Cardinals, 10/25/53
- 56 vs. Los Angeles Rams, 10/7/50

MOST ALLOWED

- 62 at Giants, 11/26/72
- 56 at Cowboys, 10/9/66
- 56 at Giants, 10/15/33

MOST, BOTH TEAMS

- 87 Eagles 59, Washington 28, (at Was.) 11/15/10
- 87 Eagles 45, Washington 42, (at Phil.) 9/28/47
- 86 Eagles, 44, Bengals 42, (at Phil.) 11/30/97

FEWEST, BOTH TEAMS

- 0 Eagles 0, Brooklyn Dodgers 0, (at Phil.), 10/1/39

MOST, BOTH TEAMS — ONE QUARTER

- 47 Eagles 20, Cardinals 27, (at STL), 12/13/64

MOST SCORED IN 1ST QUARTER

- 28 at Washington, 11/15/10
- 27 at Steelers, 12/12/65
- 26 vs. Cincinnati Reds, 11/6/34
- 24 at Falcons, 10/8/67

MOST ALLOWED IN 1ST QUARTER

- 28 at Broncos, 10/4/98
- 28 at Cowboys, 10/19/69
- 24 at Bills, 12/2/90
- 21 8x, last: at Broncos, 9/29/13

MOST SCORED BOTH TEAMS IN 1ST QUARTER

- 35 at Saints, 12/23/07, (E-21, NO-14)
- 35 at Cowboys, 10/19/69, (E-7, C-28)
- 28 4x, last: at Washington, 11/15/10 (E-28, R-0)

MOST SCORED IN 2ND QUARTER

- 31 vs. Lions, 12/30/95
- 28 vs. Panthers, 9/13/09
- 28 vs. Packers, 12/5/04
- 28 at Cowboys, 11/15/04
- 28 vs. Saints, 11/19/67

MOST ALLOWED IN 2ND QUARTER

- 28 vs. Bears, 10/4/87
- 28 vs. St. Louis Cardinals, 10/18/70
- 28 vs. Packers, 11/11/62
- 28 at Bears, 10/17/43

MOST SCORED BOTH TEAMS IN 2ND QUARTER

- 47 at St. Louis Cardinals, 12/13/64, (E-20, C-27)
- 42 at Cowboys, 11/15/04, (E-28, D-14)
- 42 at Washington, 11/27/83, (E-21, W-21)
- 38 at St. Louis Cardinals, 12/16/62, (E-21, C-17)

MOST SCORED IN 1ST HALF

- 45 at Washington, 11/15/10
- 42 vs. Lions, 9/23/07
- 38 vs. Lions, 12/30/95
- 35 3x, last: vs. Packers, 12/5/04

MOST ALLOWED IN 1ST HALF

- 42 at Cowboys, 10/19/69
- 38 at Giants, 11/26/72
- 35 6x, last: at Giants, 12/30/12

MOST SCORED BOTH TEAMS IN 1ST HALF

- 63 vs. Lions, 9/23/07, (E-42, D-21)
- 59 at Washington, 11/15/10, (E-45, R-14)
- 59 at St. Louis Cardinals, 12/16/62, (E-28, C-31)
- 57 at St. Louis Cardinals, 12/13/64, (E-27, C-30)
- 54 at Cowboys, 9/15/08, (E-30, D-24)

MOST SCORED IN 3RD QUARTER

- 21 vs. Steelers, 9/25/16
- 21 at Raiders, 11/3/13
- 21 at Falcons, 9/18/11
- 21 vs. Washington, 11/12/90
- 21 vs. Patriots, 11/4/73
- 21 at Washington, 12/3/67
- 21 vs. Chi. Cardinals (at Minneapolis), 10/25/59
- 21 vs. NY Giants, 10/4/59
- 21 vs. Washington, 11/28/54
- 21 vs. NY Bulldogs, 11/20/49

MOST ALLOWED IN 3RD QUARTER

- 28 vs. Washington, 10/1/55
- 23 at Giants, 10/21/51

MOST SCORED BOTH TEAMS IN 3RD QUARTER

- 42 vs. Washington, 10/1/55, (E-14, R-28)
- 35 at Washington, 12/3/67, (E-21, R-14)
- 34 at Washington, 11/1/42, (E-14, R-20)

MOST SCORED IN 4TH QUARTER

- 28 at NY Giants, 12/19/10
- 28 vs. Lions, 12/8/13
- 26 at Saints, 1/3/93
- 24 vs. Baltimore Colts, 11/15/53
- 23 at 49ers, 10/12/08

MOST ALLOWED IN 4TH QUARTER

- 28 vs. 49ers, 9/24/89
- 28 vs. Vikings, 12/1/85
- 28 vs. Chicago Cardinals, 12/7/47
- 28 vs. Bears, 11/30/41

MOST SCORED BOTH TEAMS IN 4TH QUARTER

- 42 vs. Chicago Cardinals, 12/7/47, (E-14, C-28)
- 38 vs. 49ers, 9/24/89, (E-10, S-28)
- 37 vs. NY Giants, 9/27/17, (E-13, G-24)
- 37 at Arizona Cardinals, 11/24/96, (E-17, A-20)

MOST SCORED IN 2ND HALF

- 35 at NY Giants, 12/19/10
- 35 at St. Louis Cardinals, 11/8/81
- 34 vs. Jaguars, 9/7/14
- 34 vs. Lions, 12/8/13
- 32 3x, last: vs. Falcons, 10/1/00

MOST ALLOWED IN 2ND HALF

- 49 vs. Bears, 11/30/41
- 42 vs. Chicago Cardinals, 12/7/47
- 34 at Oakland Raiders, 10/17/71
- 31 7x, last: at Broncos 9/29/13

MOST SCORED BOTH TEAMS IN 2ND HALF

- 56 vs. Chicago Cardinals, 12/7/1947, (E-14, C-42)
- 52 at Vikings, 12/15/2013, (E-21, V-31)
- 52 vs. Washington, 10/1/1955, (E-21, R-31)
- 50 vs. Lions, 12/30/1995, (E-20, D-30)
- 49 vs. Bears, 11/30/1941, (E-0, B-49)
- 49 vs. Washington, 9/28/47, (E-21, R-28)

MOST DECISIVE VICTORY

64 Eagles 64, Cincinnati Reds 0, 11/6/34
 45 3x, last: vs. Boston Yanks (E-45, Y-0), 11/14/48

MOST DECISIVE LOSS

56 Giants 56, Eagles 0, 10/15/33
 52 Giants 62, Eagles 10, 11/26/72

TOUCHDOWNS

MOST SCORED

10 vs. Cincinnati Reds, 11/6/34
 8 at Washington, 11/15/10
 8 vs. Lions, 9/23/07
 8 at Cardinals, 10/25/53
 8 vs. Rams, 10/7/50

MOST ALLOWED

8 3x, last: at Giants, 11/26/72

MOST SCORED BY RUSHING

5 at Cowboys, 10/22/61
 5 vs. Washington, 10/23/49
 5 at Washington, 10/17/48
 5 vs. Boston Yanks, 12/9/45

MOST ALLOWED BY RUSHING

6 Packers, 11/11/62

MOST BY PASSING

7 at Raiders, 11/3/13
 7 at Washington, 10/17/54

MOST ALLOWED BY PASSING

5 12x, last: at Lions, 11/26/15

KICKING

MOST FIELD GOALS MADE

6 at Oilers, 11/12/72
 5 5x, last: vs. Titans, 11/23/14

MOST FIELD GOALS ALLOWED

5 7x, last: vs. Giants, 10/27/13

TOTAL YARDS

MOST YARDS GAINED

592 at Washington, 11/15/10 (332 passing, 260 rushing)
 583 vs. 49ers, 9/18/05 (443 passing, 140 rushing)
 582 at Browns, 11/7/65 (352 passing, 230 rushing)
 575 vs. Washington, 11/21/48 (199 passing, 376 rushing)
 574 vs. Colts, 11/15/81 (339 passing, 235 rushing)

FEWEST YARDS GAINED

23 at Lions, 9/20/35
 54 vs. Packers, 11/11/62

MOST YARDS ALLOWED

652 at Cowboys, 10/9/66 (440 passing, 212 rushing)

FEWEST YARDS ALLOWED

29 vs. Brooklyn Dodgers, 12/3/44

PASSING

MOST ATTEMPTS

62 at Cardinals, 10/26/14
 62 at Bears, 10/2/89
 61 vs. Titans, 11/19/06
 60 at Bengals, 12/4/16
 60 at Washington, 12/1/40

FEWEST ATTEMPTS

3 vs. Steelers, 12/1/46

MOST ATTEMPTS ALLOWED

63 vs. Giants, 12/22/16
 63 at 49ers, 11/25/02
 58 at Jets, 9/27/15
 57 at Giants, 12/17/17
 57 at Patriots, 12/6/15

FEWEST ATTEMPTS ALLOWED

0 at Browns, 12/3/50
 1 at NY Bulldogs, 9/22/49; at Cardinals, 11/8/36

MOST COMPLETIONS

37 vs. Washington, 12/26/15
 37 at Washington, 12/20/14
 36 at Bengals, 12/4/16
 36 at Falcons, 9/14/15
 36 at Cardinals, 10/26/14

FEWEST COMPLETIONS

0 at Washington, 10/18/36

MOST COMPLETIONS ALLOWED

42 at Cowboys, 12/9/18
 38 vs. Giants, 12/22/16
 37 at Giants, 12/17/17
 37 vs. Vikings, 9/20/04
 36 at 49ers, 11/25/02

FEWEST COMPLETIONS ALLOWED

0 at Browns, 12/3/50
 0 vs. NY Bulldogs, 9/22/49
 0 at Chicago Cardinals, 11/8/36
 0 vs. Brooklyn Dodgers, 11/29/36
 0 vs. Cincinnati Reds, 11/6/34

MOST YARDS GAINED (GROSS)

493 at Cowboys 12/27/20
 486 vs. Giants, 11/8/53

FEWEST YARDS GAINED (GROSS)

0 at Boston, 10/18/36

MOST YARDS ALLOWED (GROSS)

535 at Cardinals, 12/20/20
 528 at Cowboys, 12/27/20
 455 at Cowboys, 12/9/18
 454 at 49ers, 10/4/20

FEWEST YARDS ALLOWED (GROSS)

0 at Browns, 12/3/50, at NY Bulldogs, 9/22/49, at Cardinals, 11/8/36, and vs. Cincinnati Reds, 11/6/34

RUSHING

MOST ATTEMPTS

64 at Washington, 12/2/51
 64 at Baltimore Colts, 10/15/50
 64 vs. Los Angeles Rams, 11/6/49
 64 at Washington, 11/28/43

MOST ATTEMPTS ALLOWED

67 at Lions, 9/20/35

MOST YARDS GAINED

376 vs. Washington, 11/21/48

FEWEST YARDS GAINED

-36 at Bears, 11/19/39
 -23 vs. Lions, 11/17/40

MOST YARDS ALLOWED

370 at Lions, 9/20/35

FEWEST YARDS ALLOWED

-33 vs. Brooklyn Dodgers, 10/2/43
 -26 at Boston Yanks, 12/8/46
 6 vs. Chicago Bears, 11/26/17
 10 vs. Boston Yanks, 10/22/44
 13 vs. Brooklyn Tigers, 12/3/44

FIRST DOWNS

MOST FIRST DOWNS

34 vs. Saints 10/11/15
 34 vs. Colts, 11/15/81
 33 vs. Vikings, 11/11/01
 32 vs. Cardinals, 11/27/08; at Washington, 9/17/89; at Chicago Cardinals, 10/25/53; and at Washington, 12/2/51

MOST FIRST DOWNS ALLOWED

37 vs. Packers, 11/11/62

FEWEST FIRST DOWNS ALLOWED

1 at NY Bulldogs, 9/22/49; vs. Brooklyn Dodgers, 10/1/39; at Browns, 12/3/50
 2 vs. Brooklyn Dodgers, 11/11/34

MOST BY PASSING

24 at Washington, 9/17/89
 22 at Washington, 12/20/14
 22 at Chargers, 11/15/09
 22 at Chiefs, 10/2/05

MOST ALLOWED BY PASSING

23 at Cowboys, 12/9/18
 22 vs. Chargers, 9/15/13
 22 at Cardinals, 12/13/64

FEWEST ALLOWED BY PASSING

0 8x, last: at Browns, 12/3/50

MOST BY RUSHING

25 at Washington, 12/2/51

MOST ALLOWED BY RUSHING

21 vs. Packers, 11/11/62 and vs. Browns, 12/13/59

FEWEST ALLOWED BY RUSHING

0 8x, last: vs. Washington, 9/8/19

MOST BY PENALTY

8 at Bears, 11/3/02
 8 vs. Lions, 12/2/79

MOST ALLOWED BY PENALTY

8 at Packers 9/26/19

PENALTIES

MOST PENALTIES

19 vs. Oilers, 10/2/88
 16 at Seahawks, 12/13/92
 16 at Giants, 12/3/89

FEWEST PENALTIES

0 Many times, last: vs. Cowboys, 11/11/18

MOST PENALTIES BY OPPONENT

22 vs. Bears, 11/26/44

FEWEST PENALTIES BY OPPONENT

0 Many times, last: at Jets, 10/14/07

MOST YARDS PENALIZED

191 at Seahawks, 12/13/92
 171 vs. Saints, 11/23/03

FEWEST YARDS PENALIZED

0 Many times, last: vs. Cowboys, 11/11/18

MOST YARDS OPPONENT PENALIZED

170 vs. Bears, 11/26/44

FEWEST YARDS OPPONENT PENALIZED

0 Many times, last: at Jets, 10/14/07

MOST PENALTIES, BOTH TEAMS

31 Eagles 19, Houston Oilers 12 (at Phil.), 10/2/88
 28 Eagles 13, St. Louis Rams 15 (at StL), 12/18/05

FEWEST PENALTIES, BOTH TEAMS

1 Eagles 1, Brooklyn Dodgers 0 (at Phil.), 10/1/39
 1 Eagles 1, Chicago Cardinals 0 (at Chi.), 11/10/35
 1 Eagles 1, Brooklyn Dodgers 0 (at Phil.), 11/11/34

MOST YARDS PENALIZED, BOTH TEAMS

272 Eagles 171, Saints 101 (at Phil.), 11/23/03
 262 Eagles 157, Chicago Cardinals 105 (at Chi.), 11/30/52

FEWEST YARDS PENALIZED, BOTH TEAMS

5 Eagles 5, Pittsburgh Steelers 0 (at Phil.), 10/24/65
 5 Eagles 5, Brooklyn Dodgers 0 (at Phil.), 10/1/39
 5 Eagles 5, Chicago Cardinals 0 (at Chi.), 11/10/35
 5 Eagles 5, Brooklyn Dodgers 0 (at Phil.), 11/11/34

FUMBLES

MOST COMMITTED

10 vs. Giants, 10/9/43

MOST LOST

6 at Washington, 11/6/55
 6 at Boston Yanks, 12/8/46
 6 vs. Steelers, 10/7/34

MOST COMMITTED BY OPPONENT

8 Packers (at Phil.), 12/1/74
 7 6x, last: by Giants (at NY), 12/28/02

MOST FUMBLES LOST BY OPPONENT

6 Giants (at NY), 11/17/68
 6 NY Bulldogs (at Phil.), 11/20/49
 5 6x, last: last by Oilers (at Hou.), 12/2/91

INTERCEPTIONS

MOST THROWN

7 vs. Cowboys, 9/26/71
 7 at Boston, 11/3/35
 6 6x, last: vs. Cardinals, 10/21/56

MOST INTERCEPTED

9 at Steelers, 12/12/65
 8 at Cardinals, 9/24/50
 7 at Washington, 12/21/75

TOTAL TURNOVERS

MOST COMMITTED

9 at Bears, 10/12/47

MOST FORCED BY DEFENSE

12 at Steelers, 12/12/65 (9 INTs, 3 fumble rec.)
 12 at Cardinals, 9/24/50 (8 INTs, 4 fumble rec.)

PUNTS

MOST PUNTS

- 15 at Giants, 12/6/87
- 12 vs. Giants, 12/12/54. at Packers, 11/2/52
vs. Washington, 10/4/42

FEWEST PUNTS

- 0 4x, last: vs. Colts, 11/15/81

KICKOFF RETURNS

MOST KICKOFF RETURNS

- 9 at Giants, 11/26/72
- 9 at Giants, 11/10/46

MOST KICKOFF RETURNS ALLOWED

- 9 6x, last: vs. Cardinals, 11/27/08

MOST YARDS KICKOFF RETURNS

- 261 vs. Cowboys, 11/6/66
- 253 at Cardinals, 11/24/96
- 235 vs. Cardinals, 9/19/65

MOST YARDS KICKOFF RETURNS BY OPPONENT

- 256 at Browns, 11/7/65

PUNT RETURNS

MOST PUNT RETURNS

- 12 at Browns, 12/3/50

MOST PUNT RETURNS BY OPPONENT

- 9 5x, last: at Cardinals, 12/24/05

MOST YARDS PUNT RETURNS

- 148 at Boston Yanks, 12/8/46

MOST YARDS PUNT RETURNS ALLOWED

- 147 vs. Cardinals, 10/2/66

SACKS

MOST SACKS RECORDED

- 11 at Cowboys, 9/15/91
- 10 vs. Jets, 10/6/19
- 10 vs. Lions, 9/23/07
- 9 vs. Panthers, 11/10/14
- 9 at Dolphins, 12/11/11
- 9 vs. Steelers, 9/21/08
- 9 at Falcons, 12/16/84

MOST SACKS ALLOWED

- 12 at Giants, 9/30/07
- 11 vs. Bears, 10/4/87
- 11 at Raiders, 11/30/86
- 11 vs. Lions, 11/16/86
- 11 at Cardinals, 12/18/83

TEAM HIGHS & LOWS



EAGLES HIGHS

64	vs. Cin.	11/6/34
10	vs. Cin.	11/6/34
5	(4x) last at Dal.	10/22/61
7	(2x) last at Oak.	11/3/13
7	(2x) last at Hou.	11/12/72
6	at Hou.	11/12/72
34	(2x) last vs. NO	10/11/15
25	at Was.	12/2/51
24	at Was.	9/17/89
592	at Was.	11/15/10
64	(3x) last at Was.	12/2/51
376	vs. Was.	11/21/48
462	vs. Hou.	12/23/18
12	at NYG	9/30/07
486	vs. NYG	11/8/53
62	(2x) last at Ari.	10/26/14
37	last vs. Was.	12/26/15
7	(2x) last vs. Dal.	9/26/71
9	at Chi.	10/12/47
10	vs. NYG	10/9/43
6	(3x) last at Was.	11/6/55
15	at NYG	12/6/87
60.5	vs. LAR	9/20/20
19	vs. Hou.	10/2/88
191	at Sea.	12/13/92

OPPONENTS HIGHS

62	at NYG	11/26/72
8	(3x) last at NYG	11/26/72
6	vs. GB	11/11/62
5	(12x) last last at Det.	11/26/15
7	at NO	11/30/69
5	(7x) last vs. NYG	10/27/13
37	vs. GB	11/11/62
21	(2x) last vs. GB	11/11/62
23	at Dal	12/9/18
652	at Dal.	10/9/66
67	at Det.	9/20/35
370	at Det.	9/20/35
440	at Dal.	10/9/66
11	at Dal.	9/15/91
455	at Dal.	12/9/18
63	at SF	11/25/02
42	at Dal.	12/9/18
9	at Pit.	12/12/65
12	(2x) last at Pit.	12/12/65
8	vs. GB	12/1/74
6	(2x) last at NYG	11/17/68
15	at Was.	11/5/39
69.0	at Was.	12/27/03
22	vs. Chi.	11/26/44
170	vs. Chi.	11/26/44

CATEGORY

POINTS
TOUCHDOWNS
RUSHING TDS
PASSING TDS
FIELD GOALS ATTEMPTED
FIELD GOALS MADE
TOTAL FIRST DOWNS
RUSHING FIRST DOWNS
PASSING FIRST DOWNS
TOTAL NET YARDS
RUSHING ATTEMPTS
NET YARDS RUSHING
NET YARDS PASSING
QB SACKS ALLOWED
GROSS YARDS PASSING
PASS ATTEMPTS
PASS COMPLETIONS
INTERCEPTIONS THROWN
TOTAL TURNOVERS
FUMBLES BY
FUMBLES LOST
PUNTS
PUNTING AVERAGE
PENALTIES
YARDS PENALIZED

CATEGORY

POINTS
TOUCHDOWNS
RUSHING TDS
PASSING TDS
FIELD GOALS ATTEMPTED
FIELD GOALS MADE
TOTAL FIRST DOWNS
RUSHING FIRST DOWNS
PASSING FIRST DOWNS
TOTAL NET YARDS
RUSHING ATTEMPTS
NET YARDS RUSHING
NET YARDS PASSING
QB SACKS ALLOWED
GROSS YARDS PASSING
PASS ATTEMPTS
PASS COMPLETIONS
INTERCEPTIONS THROWN
TOTAL TURNOVERS
FUMBLES BY
FUMBLES LOST
PUNTS
PUNTING AVERAGE
PENALTIES
YARDS PENALIZED

EAGLES LOWS

0	last vs. Dal.	12/31/17
0	last vs. Dal.	12/31/17
0	last at GB	12/6/20
0	last vs. Was.	1/3/21
0	last vs. Was.	1/3/21
0	last vs. Was.	1/3/21
2	(5x) last vs. Was.	10/24/37
0	(7x) last at Dal.	10/9/05
0	(2x) last vs. NYG	10/5/57
23	at Det.	9/20/35
9	(4x) last at Dal.	10/9/05
-36	at Chi.	11/19/39
-13	vs. NYG	12/11/77
0	last vs. NO	12/13/20
0	at Boston	10/18/36
3	vs. Pit.	12/1/46
0	at Bos.	10/18/36
0	last at Ari.	12/20/20
0	last at Ari.	12/20/20
0	last at NYG	11/15/20
0	last at Ari.	12/20/20
0	last vs. Bal.	11/15/81
0.0	last vs. Bal.	11/15/81
0	(17x) last vs. Dal.	11/11/18
0	(17x) last vs. Dal.	11/11/18

OPPONENTS LOWS

0	last at Was.	12/30/18
0	last vs. Dal.	11/1/20
0	last vs. Was.	1/3/21
0	last at Cle.	11/22/20
0	last vs. NYG	10/22/20
0	last vs. NO	12/13/20
1	(3x) last at Cle.	12/3/50
0	(7x) last vs. Was.	9/8/19
0	(8x) last at Cle.	12/3/50
29	vs. Brooklyn	12/3/44
10	(2x) last vs. Ari.	11/27/08
-33	vs. Brooklyn	10/2/43
---	---	---
0	last vs. Det.	9/22/19
0	(4x) last at Cle.	12/3/50
0	at Cle.	12/3/50
0	(5x) last at Cle.	12/3/50
0	last at GB	12/6/20
0	last at GB	12/6/20
0	last at Dal.	12/27/20
0	last vs. Was.	1/3/21
0	last at Pit.	11/7/04
---	---	---
0	(11x) last at NYJ	10/14/07
0	(11x) last at NYJ	10/14/07

MOST GAMES PLAYED

Rk	Player	Games (Starts)
1.	David Akers (K) (1999-2010).....	19 (0)
2.	Brian Dawkins (S) (1996-2008).....	18 (18)
3t.	Jon Runyan (T) (2000-08).....	17 (17)
	Tra Thomas (T) (1998-2008).....	17 (17)
5.	Donovan McNabb (QB) (1999-2009).....	16 (16)
6t.	Koy Detmer (QB) (1998-2006).....	13 (0)
	Sheldon Brown (CB) (2002-09).....	13 (10)
8t.	Quintin Mikell (S) (2003-10).....	12 (5)
	Mike Bartrum (LS/TE) (2000-06).....	12 (0)
	Todd Pinkston (WR) (2000-04).....	12 (10)
	Corey Simon (DT) (2000-04).....	12 (12)
	Bobby Taylor (CB) (1995-2003).....	12 (12)
	Darwin Walker (DT) (2001-06).....	12 (9)

SCORING

MOST POINTS, Career

134	David Akers (19 games)
43	Jake Elliott (6 games)
36	Brian Westbrook (11 games)
36	Harold Carmichael (7 games)
36	Tony Franklin (6 games)
36	Wilbert Montgomery (7 games)

MOST POINTS, Game

16	Gary Anderson (12/30/95 vs. Lions) NFC-WC
15	David Akers (1/19/02 at Bears) NFC-D
14	David Akers (1/4/09 at Vikings) NFC-WC
12	11x, last: Alshon Jeffery (1/21/18 vs. Vikings) NFC-C

MOST TOUCHDOWNS, Career

6	Brian Westbrook (11 games)
6	Harold Carmichael (7 games)
6	Wilbert Montgomery (7 games)
5	Duce Staley (7 games)
4	Donovan McNabb (16 games)
3	Alshon Jeffery (5 games), LeGarrette Blount (3 games), Steve Van Buren (4 games), Fred Barnett (5 games), Brent Celek (9 games), Chad Lewis (11 games)

MOST TOUCHDOWNS, Game

2	10x, last: Alshon Jeffery (1/21/18 vs. Vikings) NFC-C
---	---

MOST POINTS AFTER TOUCHDOWN, Career

41	David Akers (19 games)
15	Tony Franklin (6 games)

MOST POINTS AFTER TOUCHDOWN, Game

7	Gary Anderson (12/30/95 vs. Lions) NFC-WC
5	Jake Elliott (1/21/18 vs. Vikings) NFC-C
4	3x, last: David Akers (1/12/02 vs. Bucs) NFC-WC

MOST FIELD GOALS, Career

31	David Akers (19 games)
11	Jake Elliott (6 games)
7	Tony Franklin (6 games)
5	Roger Ruzek (4 games)

MOST FIELD GOALS, Game

4	David Akers (1/4/09 at Vikings) NFC-WC
4	David Akers (1/19/02 at Bears) NFC-D
4	Luis Zendejas (12/31/88 at Bears) NFC-D
3	Jake Elliott (1/5/20 vs. Seahawks) NFC-WC
3	Jake Elliott (2/4/18 vs. Patriots) SB52
3	Jake Elliott (1/13/18 vs. Falcons) NFC-D
3	David Akers (1/11/09 at Giants) NFC-D
3	David Akers (1/7/07 vs. Giants) NFC-WC
3	Gary Anderson (12/30/95 vs. Lions) NFC-WC

LONGEST FIELD GOALS

53	Jake Elliott (1/13/18 vs. Falcons) NFC-D
51	David Akers (1/4/09 at Vikings) NFC-WC
48	David Akers (1/7/07 vs. Giants) NFC-WC
46	Jake Elliott (1/5/20 vs. Seahawks) NFC-WC
46	Jake Elliott (2/4/18 vs. Patriots) SB52
46	David Akers (1/27/02 at Rams) NFC-C
46	David Akers (1/19/02 at Bears) NFC-D
45	David Akers (1/18/09 at Cardinals) NFC-C
45	David Akers (1/4/09 at Vikings) NFC-WC

PASSING

MOST PASSES ATTEMPTED, Career

577	Donovan McNabb (16 games)
226	Ron Jaworski (7 games)
214	Randall Cunningham (7 games)
210	Nick Foles (6 games)

MOST PASSES ATTEMPTED, Game

54	Randall Cunningham (12/31/88 at Bears) NFC-D
51	Donovan McNabb (2/6/05 vs. Patriots) SB39
49	Donovan McNabb (1/19/03 vs. Buccaneers) NFC-C
47	Donovan McNabb (1/18/09 at Cardinals) NFC-C

MOST PASSES COMPLETED, Career

341	Donovan McNabb (16 games)
143	Nick Foles (6 games)
113	Randall Cunningham (7 games)
103	Ron Jaworski (7 games)

MOST PASSES COMPLETED, Game

30	Donovan McNabb (2/6/05 vs. Patriots) SB39
28	Nick Foles (2/4/18 vs. Patriots) SB52
28	Donovan McNabb (1/18/09 at Cardinals) NFC-CG
27	Randall Cunningham (12/31/88 at Bears) NFC-D
27	Tommy Thompson (12/28/47 at Chicago Cardinals) NFL-CG

MOST YARDS GAINED, Career

3,752	Donovan McNabb (16 games)
1,633	Nick Foles (6 games)
1,390	Randall Cunningham (7 games)
1,319	Ron Jaworski (7 games)

MOST YARDS GAINED, Game

407	Randall Cunningham (12/31/88 at Bears) NFC-D
375	Donovan McNabb (1/18/09 at Cardinals) NFC-CG
373	Nick Foles (2/4/18 vs. Patriots) SB52
357	Donovan McNabb (2/6/05 vs. Patriots) SB39
352	Nick Foles (1/21/18 vs. Vikings) NFC-CG

MOST TOUCHDOWN PASSES, Career

24	Donovan McNabb (16 games)
11	Nick Foles (6 games)
9	Ron Jaworski (7 games)
4	Tommy Thompson (4 games)

MOST TOUCHDOWN PASSES, Game

3	Nick Foles (2/4/18 vs. Patriots) SB52
3	Nick Foles (1/21/18 vs. Vikings) NFC-CG
3	Donovan McNabb (1/18/09 at Cardinals) NFC-CG
3	Donovan McNabb (2/6/05 vs. Patriots) SB39
3	Rodney Peete (12/30/95 vs. Lions) NFC-WC
3	Ron Jaworski (12/23/79 vs. Bears) NFC-WC

LONGEST PASS PLAY

76t	Michael Vick to Jeremy Maclin (1/9/10 at Cowboys) NFC-WC
75t	Jeff Garcia to Donté Stallworth (1/13/07 at Saints) NFC-D
71t	Donovan McNabb to Brian Westbrook (1/4/09 at Vikings) NFC-WC
66	Randall Cunningham to Keith Jackson (1/5/91 vs. Washington) NFC-WC
65	Randall Cunningham to Keith Jackson (12/31/88 at Bears) NFC-D

RUSHING

MOST ATTEMPTS, Career

141	Wilbert Montgomery (7 games)
129	Brian Westbrook (11 games)
93	Duce Staley (7 games)
93	Steve Van Buren (4 games)
72	Donovan McNabb (16 games)

MOST ATTEMPTS, Game

31	Steve Van Buren (12/18/49 at LA Rams) NFL-CG
26	4x, last: Montgomery (1/11/81 vs. Cowboys) NFC-CG
22	Chris Warren (12/31/00 vs. Buccaneers) NFC-WC

LONGEST RUN FROM SCRIMMAGE

62t	Brian Westbrook (1/13/07 at Saints) NFC-D
55	Wilbert Montgomery (1/11/81 vs. Cowboys) NFC-CG
49t	Brian Westbrook (1/7/07 vs. Giants) NFC-WC
49	Steve Van Buren (12/18/49 at LA Rams) NFL-CG
42	Wilbert Montgomery (1/11/81 vs. Cowboys) NFC-CG

MOST YARDS GAINED, Career

591	Brian Westbrook (11 games)
518	Wilbert Montgomery (7 games)
422	Donovan McNabb (16 games)
384	Duce Staley (7 games)
365	Steve Van Buren (4 games)

MOST YARDS GAINED, Game (includes all 100-yard performances)

196	Steve Van Buren (12/18/49 at LA Rams) NFL-CG
194	Wilbert Montgomery (1/11/81 vs. Cowboys) NFC-CG
141	Brian Westbrook (1/7/07 vs. Giants) NFC-WC
116	Brian Westbrook (1/13/07 at Saints) NFC-D
107	Donovan McNabb (1/11/04 vs. Packers) NFC-D
105	Heath Sherman (1/3/93 at Saints) NFC-WC

MOST TOUCHDOWNS RUSHING, Career

6	Wilbert Montgomery (7 games)
4	Donovan McNabb (16 games)
3	LeGarrette Blount (3 games)
3	Brian Westbrook (11 games)
2	Steve Van Buren (4 games)
2	Duce Staley (7 games)

MOST TOUCHDOWNS, Game

2	Brian Westbrook (1/13/07 at Saints) NFC-D
2	Wilbert Montgomery (12/27/81 vs. Giants) NFC WC
2	Wilbert Montgomery (1/3/81 vs. Vikings) NFC-D

RECEIVING

MOST RECEPTIONS, Career

38	Chad Lewis (11 games)
35	Duce Staley (7 games)
33	Zach Ertz (7 games)
33	Brian Westbrook (11 games)
32	Todd Pinkston (12 games)

MOST RECEPTIONS, Game

10	Brent Celek (1/18/09 at Cardinals) NFC-CG
9	Nelson Agholor (2/4/18 vs. Patriots) SB52
9	Terrell Owens (2/6/05 vs. Patriots) SB39
9	Keith Byars (12/31/89 vs. LA Rams) NFC-WC and (12/31/88 at Bears) NFC-D
8	Zach Ertz (1/21/18 vs. Vikings) NFC-CG
8	Duce Staley (1/27/02 at Rams) NFC-CG
8	Fred Barnett (12/30/95 vs. Lions) NFC-WC
8	Jack Ferrante (12/28/47 at Chicago Cardinals) NFL-CG

MOST YARDS GAINED, Career

465	Harold Carmichael (7 games)
433	Todd Pinkston (12 games)
409	Chad Lewis (11 games)
364	Alshon Jeffery (5 games)
360	Zach Ertz (7 games)
334	Brian Westbrook (11 games)

MOST YARDS GAINED, Game (includes all 100-yard performances)

146	Jeremy Maclin (1/9/10 at Cowboys) NFC WC
142	Keith Jackson (12/31/88 at Bears) NFC-D
122	Kevin Curtis (1/18/09 at Cardinals) NFC-C
122	Terrell Owens (2/6/05 vs. Patriots) SB39
116	Keith Jackson (1/5/91 vs. Washington) NFC-WC
111	Harold Carmichael (12/23/79 vs. Bears) NFC-WC
100	Corey Clement (2/4/18 vs. Patriots) SB52

MOST TOUCHDOWNS, Career

6	Harold Carmichael (7 games)
3	Alshon Jeffery (5 games)
3	Brent Celek (9 games)
3	Brian Westbrook (11 games)
3	Fred Barnett (5 games)
3	Chad Lewis (11 games)
3	Duce Staley (7 games)

MOST TOUCHDOWNS, Game

2	Alshon Jeffery (1/21/18 vs. Vikings) NFC-CG
2	Brent Celek (1/18/09 at Cardinals) NFC-CG
2	Chad Lewis (1/23/05 vs. Falcons) NFC-C
2	Fred Barnett (1/3/93 at Saints) NFC-WC
2	Harold Carmichael (12/23/79 vs. Bears) NFC-WC

INTERCEPTIONS

MOST INTERCEPTIONS, Career

5	Herman Edwards (7 games)
4	Brian Dawkins (18 games)
3	Damon Moore (5 games), Eric Allen (5 games), Seth Joyner (5 games), Roynell Young (5 games)

MOST INTERCEPTIONS, Game

2	Damon Moore (1/12/02 vs. Buccaneers) NFC-WC
2	Eric Allen (1/3/93 at Saints) NFC-WC
2	Herman Edwards (1/3/81 vs. Vikings) NFC-D
2	Roynell Young (1/3/81 vs. Vikings) NFC-D

LONGEST INTERCEPTION RETURN

59t	Damon Moore (1/12/02 vs. Buccaneers) NFC-WC
50t	Patrick Robinson (1/21/18 vs. Vikings) NFC-CG
44t	Asante Samuel (1/4/09 at Vikings) NFC-WC
39t	Bobby Taylor (1/11/03 vs. Falcons) NFC-D
37	Jerry Robinson (12/29/79 at Buccaneers) NFC-D

MOST INTERCEPTION RETURN YARDS, Career

77	Damon Moore (5 games)
75	Brian Dawkins (18 games)
69	Asante Samuel (5 games)

MOST INTERCEPTION RETURN YARDS, Game

59	Damon Moore (1/12/02 vs. Buccaneers) NFC-WC
50	Patrick Robinson (1/21/18 vs. Vikings) NFC-CG
44	Asante Samuel (1/4/09 at Vikings) NFC-WC
39	Bobby Taylor (1/11/03 vs. Falcons) NFC-D

SACKS

MOST SACKS, Career

4.0	Derrick Burgess (6 games)
4.0	Hugh Douglas (10 games)
4.0	Reggie White (5 games)
3.5	Brandon Graham (6 games)

MOST SACKS, Game

2.0	Darwin Walker (1/13/07 at Saints) NFC-D
2.0	Derrick Burgess (1/23/05 vs. Falcons) NFC-C
2.0	Hugh Douglas (12/31/00 vs. Buccaneers) NFC-WC

KICKOFF RETURNS

MOST KICKOFF RETURNS, Career

22	Brian Mitchell (7 games)
11	Billy Campfield (7 games)

MOST KICKOFF RETURNS, Game

6	Brian Mitchell (1/27/02 at StL Rams) NFC-CG
5	7x, last: Brad Smith (1/4/14 vs. Saints) NFC-WC

MOST YARDS, Career

522	Brian Mitchell (7 games)
201	Billy Campfield (7 games)

MOST YARDS, Game

128	Brian Mitchell (1/27/02 at StL Rams) NFC-CG
125	3x, last: James Thrash (1/11/04 vs. Packers) NFC-D

LONGEST KICKOFF RETURN

70	Brian Mitchell (1/19/03 vs. Buccaneers) NFC-CG
58	Ted Dean (12/26/60 vs. Packers) NFL-CG

PUNT RETURNS

MOST PUNT RETURNS, Career

16	Brian Mitchell (7 games)
13	John Sciarra (7 games)

MOST PUNT RETURNS, Game

6	John Sciarra (1/11/81 vs. Cowboys) NFC-CG
5	DeSean Jackson (1/4/09 at Vikings) NFC-WC
4	7x, last: Reno Mahe (1/11/04 vs. Packers) NFC-D

MOST YARDS ON PUNT RETURNS, Career

174	DeSean Jackson (6 games)
135	Brian Mitchell (7 games)
130	John Sciarra (7 games)

MOST YARDS ON PUNT RETURNS, Game

109	DeSean Jackson (1/4/09 at Vikings) NFC-WC
101	Bosh Pritchard (12/21/47 at Steelers) NFL-D
69	John Sciarra (1/11/81 vs. Cowboys) NFC-CG

LONGEST PUNT RETURN

79t	Bosh Pritchard (12/21/47 at Steelers) NFL-D
62	DeSean Jackson (1/4/09 at Vikings) NFC-WC
34	Wally Henry (12/23/79 vs. Bears) NFC-WC

SCORING

MOST POINTS, Game

- 58 vs. Lions (12/30/95) NFC-WC
- 41 vs. Patriots (2/4/18) SB52
- 38 vs. Vikings (1/21/18) NFC-CG
- 36 at Saints (1/3/93) NFC-WC

MOST POINTS, BOTH TEAMS, Game

- 95 vs. Lions (12/30/95) NFC-WC; Eagles 58, Lions 37
- 74 vs. Patriots (2/4/18) SB52; Eagles 41, Patriots 33
- 57 at Cardinals (1/18/09) NFC-CG; Eagles 25, Cardinals 32
- 56 at Saints (1/3/93) NFC-WC; Eagles 36, Saints 20

FEWEST POINTS, BOTH TEAMS, Game

- 7 vs. Chicago Cardinals (12/19/48) NFL-CG; Eagles 7, Cardinals 0
- 14 at 49ers (12/29/96) NFC-WC; 49ers 14, Eagles 0
- 14 at LA Rams (12/18/49) NFL-CG; Eagles 14, Rams 0

LARGEST MARGIN OF VICTORY, Game

- 31 vs. Vikings (1/21/18) NFC-CG; Eagles 38, Vikings 7
- 22 vs. Buccaneers (1/12/02) NFC-WC; Eagles 31, Buccaneers 9
- 21 2x: vs. Lions (12/30/95) NFC-WC; Eagles 58, Lions 37 & at Steelers (12/21/47) NFL-D; Eagles 21, Steelers 0

TOUCHDOWNS

MOST TOUCHDOWNS, Game

- 7 vs. Lions (12/30/95) NFC-WC
- 5 vs. Patriots (2/4/18) SB52
- 5 vs. Vikings (1/21/18) NFC-CG
- 4 3x, last: vs. Bucs (1/12/02) NFC-WC

MOST TOUCHDOWNS, BOTH TEAMS, Game

- 12 vs. Lions (12/30/95) NFC-WC; Eagles 7, Lions 5
- 9 vs. Patriots (2/4/18) SB52; Eagles 5, Patriots 4
- 7 3x, last: at Cardinals (1/18/09) NFC-C; Cardinals 4, Eagles 3

FEWEST TOUCHDOWNS, BOTH TEAMS, Game

- 1 vs. Chicago Cardinals (12/19/48) NFL-CG; Eagles 1, Cardinals 0
- 2 9x, last: vs. Seahawks (1/5/20) NFC-WC; Eagles 0, Seahawks 2

FIELD GOALS

MOST FIELD GOALS, Game

- 4 at Vikings (1/4/09) NFC-WC
- 4 at Bears (1/19/02) NFC-D
- 4 at Bears (12/31/88) NFC-D

MOST FIELD GOALS, BOTH TEAMS, Game

- 6 at Giants (1/11/09) NFC-D
- 6 at Bears (12/31/88) NFC-D; Eagles 4, Bears 2
- 5 vs. Patriots (2/4/18) SB52; Eagles 3, Patriots 2
- 5 vs. Saints (1/4/14) NFC-WC; Eagles 1, Saints 4
- 5 vs. Giants (1/7/07) NFC-WC; Eagles 3, Giants 2
- 5 at Bears (1/19/02) NFC-D; Eagles 4, Bears 1

MOST FIELD GOALS ATTEMPTED, Game

- 5 at Bears (12/31/88) NFC-D
- 4 at Vikings (1/4/09) NFC-WC
- 4 at Bears (1/19/02) NFC-D
- 4 vs. Lions (12/30/95) NFC-WC

MOST FGS ATTEMPTED, BOTH TEAMS, Game

- 9 at Bears (12/31/88) NFC-D; Eagles 5, Bears 4
- 8 at Giants (1/11/09) NFC-D; Eagles 3, Giants 5
- 6 vs. Patriots (2/4/18) SB52; Eagles 3, Patriots 3
- 6 vs. Saints (1/4/14) NFC-WC; Eagles 2, Saints 4
- 6 vs. Falcons (1/11/03) NFC-D; Eagles 3, Falcons 3

TOTAL NET YARDS

MOST YARDS GAINED, Game

- 538 vs. Patriots (2/4/18) SB52
- 456 vs. Vikings (1/21/18) NFC-CG
- 454 at Cardinals (1/18/09) NFC-CG
- 452 vs. Lions (12/30/95) NFC-WC
- 430 at Bears (12/31/88) NFC-D

FEWEST YARDS GAINED, Game

- 178 at Cowboys (1/10/93) NFC-D
- 186 at Giants (1/7/01) NFC-D

PASSING

MOST ATTEMPTS, Game

- 55 at Bears (12/31/88) NFC-D
- 51 vs. Patriots (2/6/05) SB39

FEWEST ATTEMPTS, Game

- 9 at LA Rams (12/18/49) NFL-CG
- 12 vs. Chicago Cardinals (12/19/48) NFL-CG

MOST COMPLETIONS, Game

- 30 vs. Patriots (2/6/05) SB39
- 29 vs. Patriots (2/4/18) SB52
- 28 at Cardinals (1/18/09) NFC-CG
- 27 at Bears (12/31/88) NFC-CG
- 27 at Chicago Cardinals (12/28/47) NFL-CG

FEWEST COMPLETIONS, Game

- 2 vs. Chicago Cardinals (12/19/48) NFL-CG
- 5 at LA Rams (12/18/49) NFL-CG

MOST YARDS GAINED, Game

- 378 at Bears (12/31/88) NFC-D
- 374 vs. Patriots (2/4/18) SB52
- 357 at Cardinals (1/18/09) NFC-CG

FEWEST YARDS GAINED, Game

- 7 vs. Chicago Cardinals (12/19/48) NFL-CG
- 68 at LA Rams (12/18/49) NFL-CG

MOST TIMES SACKED, Game

- 8 vs. Packers (1/11/04) NFC-D
- 7 vs. Seahawks (1/5/20) NFC-WC

MOST TOUCHDOWNS, Game

- 4 vs. Patriots (2/4/18) SB52
- 3 vs. Vikings (1/21/18) NFC-CG
- 3 at Cardinals (1/18/09) NFC-CG
- 3 vs. Patriots (2/6/05) SB39
- 3 vs. Lions (12/30/95) NFC-WC
- 3 vs. Bears (12/23/79) NFC-WC

RUSHING

MOST ATTEMPTS, Game

- 61 at LA Rams (12/18/49) NFL-CG
- 57 vs. Chicago Cardinals (12/19/48) NFL-CG
- 52 at Steelers (12/21/47) NFL-D

FEWEST ATTEMPTS, Game

- 13 at Cowboys (1/9/10) NFC-WC
- 14 at Giants (1/7/01) NFC-D
- 16 at Bears (12/31/88) NFC-D
- 16 at Saints (1/13/19) NFC-D

MOST YARDS GAINED, Game

- 274 at LA Rams (12/18/49) NFL-CG
- 263 vs. Cowboys (1/11/81) NFC-CG
- 225 vs. Chicago Cardinals (12/19/48) NFL-CG

FEWEST YARDS GAINED, Game

- 42 at Bears (1/6/19) NFC-WC
- 45 vs. Patriots (2/6/05) SB39

MOST TOUCHDOWNS, Game

- 3 vs. Vikings (1/3/81) NFC-D
- 2 6x, last: at Saints (1/13/07) NFC-D

FIRST DOWNS

MOST FIRST DOWNS, Game

- 27 vs. Vikings (1/21/18) NFC-CG
- 25 vs. Patriots (2/4/18) SB52
- 24 vs. Patriots (2/6/05) SB39
- 24 vs. Vikings (1/3/81) NFL-D
- 23 vs. Vikings (1/16/05) NFC-D

FEWEST FIRST DOWNS, Game

- 11 at Giants (1/7/01) NFC-D
- 12 at Cowboys (1/10/93) NFC-D

MOST FIRST DOWNS, BOTH TEAMS, Game

- 54 vs. Patriots (2/4/18) SB52; Patriots 29, Eagles 25
- 49 vs. Vikings (1/21/18) NFC-CG; Eagles 27, Vikings 22
- 48 vs. Lions (12/30/95) NFC-WC; Lions 26, Eagles 22
- 45 vs. Patriots (2/6/05) SB39; Eagles 24, Patriots 21

FEWEST FIRST DOWNS, BOTH TEAMS, Game

- 24 3x, last: at LA Rams (12/18/49) NFL-CG; Eagles 17, Rams 7

MOST FIRST DOWNS, RUSHING, Game

- 16 vs. Chicago Cardinals (12/19/48) NFL-CG
- 13 vs. Cowboys (1/11/81) NFC-CG

FEWEST FIRST DOWNS, RUSHING, Game

- 0 at Cowboys (1/9/10) NFC-WC
- 1 at Bears (12/31/88) NFC-D
- 2 3x, last: at Saints (1/13/19) NFC-D

MOST FIRST DOWNS, PASSING, Game

- 21 at Bears (12/31/88) NFC-D
- 19 vs. Patriots (2/4/18) SB52
- 19 vs. Vikings (1/21/18) NFC-CG
- 18 vs. Patriots (2/6/05) SB39

FEWEST FIRST DOWNS, PASSING, Game

- 0 vs. Chicago Cardinals (12/19/48) NFL-CG
- 4 at LA Rams (12/18/49) NFL-CG

PENALTIES

MOST PENALTIES, Game

- 9 at Cowboys (1/9/10) NFC-WC
- 8 at Giants (1/11/09) NFC-D
- 8 vs. Lions (12/30/95) NFC-WC
- 8 at Buccaneers (12/29/79) NFC-D

FEWEST PENALTIES, Game

- 0 vs. Packers (12/26/60) NFL-CG
- 2 at StL Rams (1/27/02) NFC-CG
- 2 vs. Buccaneers (12/31/00) NFC-WC

MOST YARDS PENALIZED, Game

- 116 at Cowboys (1/9/10) NFC-WC
- 80 vs. Lions (12/30/95) NFC-WC
- 77 vs. Giants (1/7/07) NFC-WC
- 76 at Cowboys (1/10/93) NFC-D

FEWEST YARDS PENALIZED, Game

- 0 vs. Packers (12/26/60) NFL-CG
- 15 at StL Rams (1/27/02) NFC-CG

INTERCEPTIONS

MOST INTERCEPTIONS BY, Game

- 6 vs. Lions (12/30/95) NFC-WC
- 5 vs. Vikings (1/3/81) NFC-D
- 4 vs. Buccaneers (1/12/02) NFC-WC

FUMBLES

MOST FUMBLES, Game

- 6 vs. LA Rams (12/31/89) NFC-WC
- 5 vs. Giants (12/27/81) NFC-WC

MOST FUMBLES LOST, Game

- 3 at Cowboys (1/9/10) NFC-WC
- 2 12x, last: vs. Falcons (1/13/18) NFC-D

MOST FUMBLES COMMITTED BY OPPONENT, Game

- 5 vs. Cowboys (1/11/81) NFC-CG
- 4 vs. Packers (1/9/11) NFC-WC
- 3 5x, last: at Giants (1/7/01) NFC-D

MOST FUMBLES LOST BY OPPONENT

- 3 4x, last: at Giants (1/7/01) NFC-D

TURNOVERS

MOST TURNOVERS, Game

- 4 (four times) last at Dallas (1/9/10) NFC-WC

FEWEST TURNOVERS, Game

- 0 6x, last: vs. Seahawks (1/5/20) NFC-WC

PUNTING

MOST PUNTS, Game

- 9 vs. LA Rams (12/31/89) NFC-WC
- 9 at Falcons (12/24/78) NFC-WC

FEWEST PUNTS, Game

- 1 vs. Patriots (2/4/18) SB52
- 1 at Cardinals (1/18/09) NFC-CG
- 3 (four times) last vs. Seahawks (1/5/20) NFC-WC

HIGHEST AVERAGE, PUNTING, Game

- 58.0 at Cardinals (1/18/09) NFC-CG
- 51.2 at Saints (1/3/93) NFC-WC
- 50.6 at Cowboys (1/9/10) NFC-WC
- 48.8 vs. Saints (1/4/14) NFC-WC
- 48.2 at Saints (1/13/19) NFC-D

LOWEST AVERAGE, PUNTING, Game

- 32.5 at Bears (12/31/88) NFC-D

TEAM (EAGLES)

WON IN OVERTIME.....	12/9/19 - vs. NYG, 23-17
WON BY SCORING IN LAST TWO MINUTES OF REGULATION.....	10/22/20 - vs. NYG, 22-21 (winning TD at 0:40)
TIED GAME BY SCORING IN LAST TWO MINUTES.....	9/27/20 - tie vs. Cin., 23-23 (tied score at 0:30 to force OT)
WON IN PRIMETIME.....	11/1/20 - vs. Dal., 23-9 (Sunday Night Football)
SHUTOUT.....	12/30/18 - at Was., 24-0
WON BY 20+ POINTS.....	10/6/19 - vs. NYJ, 31-6
WON AFTER TRAILING BY 20+ POINTS.....	12/19/10 - at NYG, 38-31 (NYG ahead 31-10 in 4th quarter)
HELD 28+ POINT LEAD.....	1/21/18 - win vs. Min., 38-7
HELD 21+ POINT LEAD.....	10/6/19 - win vs. NYJ, 31-6
HELD 17+ POINT LEAD.....	12/13/20 - win vs. NO, 24-21
SCORED 20+ POINTS IN QUARTER.....	12/20/20 - loss at Ari, 26-33 (20, 2nd Q)
SCORED 20+ POINTS IN HALF.....	12/20/20 - loss at Ari, 26-33 (20, 1st half)
HELD OPPONENT WITHOUT A TOUCHDOWN.....	11/1/20 - win vs. Dal., 23-9
TOUCHDOWNS SCORED BY OFFENSE & DEFENSE.....	11/1/20 - win vs. Dal., 23-9 (2 offense, 1 defense)
TOUCHDOWNS SCORED BY OFFENSE, DEFENSE & SPECIAL TEAMS.....	12/6/15 - win at NE, 35-28 (2 offense, 1 defense, 2 ST)
NO TURNOVERS.....	12/20/20 - loss at Ari., 26-33
TOUCHDOWN SCORED ON FIRST DRIVE.....	12/27/20 - loss at Dal., 17-37
SUCCESSFUL 2-POINT CONVERSION ATTEMPT.....	11/30/20 - M. Sanders run up the middle vs. Sea.
FAILED 2-POINT CONVERSION ATTEMPT.....	12/20/20 - Z. Ertz rushes up the middle, attempt fails at Ari.

TOTAL OFFENSE (EAGLES)

500+ TOTAL NET YARDS OF OFFENSE.....	12/23/18 - vs. Hou. (519; 57 rushing, 471 passing)
400+ TOTAL NET YARDS OF OFFENSE.....	12/27/20 - at Dal. (477; 151 rushing, 326 passing)

PASSING (EAGLES)

400+ NET YARDS PASSING BY TEAM.....	12/23/18 - vs. Hou. (462)
300+ NET YARDS PASSING BY TEAM.....	12/27/20 - at Dal. (326)
INDIVIDUAL WITH 50+ PASS ATTEMPTS.....	12/9/19 - Carson Wentz (50-33-325-0-2TDs) vs. NYG
INDIVIDUAL WITH 40+ PASS ATTEMPTS.....	12/20/20 - Jalen Hurts (44-24-338-0-3TDs) at Ari.
INDIVIDUAL WITH 30+ PASS COMPLETIONS.....	12/22/19 - Carson Wentz (40-31-319-0-1TD) vs. Dal.
INDIVIDUAL WITH 25+ PASS COMPLETIONS.....	11/30/20 - Carson Wentz (45-25-215-1-2TDs) vs. Sea.
INDIVIDUAL 300+ YARD PASSING GAME.....	12/27/20 - Jalen Hurts (39-21-342-2-1TDs) at Dal.
CONSECUTIVE 300+ YARD PASSING GAMES.....	12/20/20 - 12/27/20 - Jalen Hurts (44-24-338-0-3TDs) at Ari. & (39-21-342-2-1TDs) at Dal.
INDIVIDUAL WITH 4+ TOUCHDOWN PASSES.....	12/23/18 - Nick Foles (49-35-471-1-4TDs) vs. Hou.
INDIVIDUAL WITH 3+ TOUCHDOWN PASSES.....	12/20/20 - Jalen Hurts (44-24-338-0-3TDs) at Ari.
NO SACKS ALLOWED.....	12/13/20 - vs. NO (30 attempts - Jalen Hurts)

RUSHING (EAGLES)

300+ NET YARDS RUSHING BY TEAM.....	9/3/00 - at Dal. (306)
200+ NET YARDS RUSHING BY TEAM.....	12/13/20 - vs. NO (246)
INDIVIDUAL 200+ YARD RUSHING GAME.....	12/8/13- LeSean McCoy (29-217-2TDs) vs. Det.
INDIVIDUAL 150+ YARD RUSHING GAME.....	11/27/14 - LeSean McCoy (25-159-1TD) at Dal.
INDIVIDUAL 100+ YARD RUSHING GAME.....	12/13/20 - Miles Sanders (14-115-2TDs) & Jalen Hurts (18-106-0TD) vs. NO
TWO 100+ YARD RUSHERS IN SAME GAME.....	12/13/20 - Miles Sanders (14-115-2TDs) & Jalen Hurts (18-106-0TD) vs. NO
CONSECUTIVE 100+ YARD RUSHING GAMES.....	11/23/14-11/27/14 - L. McCoy (21-130-1TD) vs. Ten. & (25-159-1TD) at Dal.
COMBINED 200+ YARDS RUSHING BY TWO PLAYERS.....	12/13/20 - 221 by Miles Sanders (14-115-2TDs) & Jalen Hurts (18-106-0TD) vs. NO
INDIVIDUAL WITH 30+ CARRIES.....	9/9/13 - LeSean McCoy (31-184-1TD) at Was.
INDIVIDUAL WITH 25+ CARRIES.....	11/27/14 - LeSean McCoy (25-159-1TD) at Dal.
RUSHING PLAY OF 80+ YARDS.....	12/13/20 - 82t by Miles Sanders vs. NO
RUSHING PLAY OF 60+ YARDS.....	12/13/20 - 82t by Miles Sanders vs. NO
RUSHING PLAY OF 40+ YARDS.....	12/13/20 - 82t by Miles Sanders vs. NO
INDIVIDUAL WITH 3+ RUSHING TOUCHDOWNS.....	12/29/19 - Boston Scott (19-54-3TDs) at NYG
INDIVIDUAL WITH 2+ RUSHING TOUCHDOWNS.....	1/3/21 - Jalen Hurts (8-34-2TDs) vs. Was.

RECEIVING (EAGLES)

INDIVIDUAL WITH 10+ RECEPTIONS.....	10/11/20 - Travis Fulgham (10-152-1TD) at Pit.
INDIVIDUAL WITH 150+ YARD RECEIVING GAME.....	10/11/20 - Travis Fulgham (10-152-1TD) at Pit.

LAST TIME IT HAPPENED



INDIVIDUAL WITH 100+ YARD RECEIVING GAME.....	10/11/20 - Travis Fulgham (10-152-1TD) at Pit.
TWO-OR-MORE 100+YARD RECEIVERS IN SAME GAME.....	12/23/18 - Nelson Agholor (5-116-1TD) & Zach Ertz (12-110-2TDs) vs. Hou.
CONSECUTIVE 100+ YARD RECEIVING GAMES.....	9/30/18-10/7/18 - Zach Ertz (10-112) at Ten. & (10-110-1TD) vs. Min.
INDIVIDUAL WITH 3+ TD RECEPTIONS.....	11/3/13 - Riley Cooper (5-139-3TDs) at Oak.
INDIVIDUAL WITH 2+ TD RECEPTIONS.....	12/20/20 - Greg Ward (4-15-2TDs) at Ari.
PASS PLAY OF 80+ YARDS.....	12/27/20 - 81t, Jalen Hurts to DeSean Jackson at Dal.
PASS PLAY OF 60+ YARDS.....	12/27/20 - 81t, Jalen Hurts to DeSean Jackson at Dal.
PASS PLAY OF 40+ YARDS.....	12/27/20 - 81t, Jalen Hurts to DeSean Jackson at Dal.

NOTABLE OFFENSIVE COMBINATIONS (EAGLES)

LED TEAM IN RUSHING & RECEIVING YARDS IN SAME GAME.....	12/29/19 - Boston Scott (19-54-3TDs rush, 4-84 rec.) at NYG
100+ YARD RUSHER & 100+ YARD RECEIVER IN SAME GAME.....	11/27/14 - LeSean McCoy (25-159-1TD rush) & Jeremy Maclin (8-108 rec.) at Dal.
100+ YARD RUSHER, 100+ YARD RECEIVER & 300+ YARD PASSER IN SAME GAME.....	9/23/07 - Brian Westbrook (14-110-2TDs rush & 5-111-1TD rec.), Kevin Curtis (11-221-3TDs rec.) & Donovan McNabb (26-21-381-0-4TDs) vs. Det.
INDIVIDUAL WITH 1+ RUSHING TD & 1+ RECEIVING TD IN SAME GAME.....	12/15/19 - Miles Sanders (19-122-1TD rush, 6-50-1TD rec.) at Was.
INDIVIDUAL WITH 1+ PASSING TD & 1+ RUSHING TD IN SAME GAME.....	12/20/20 - Jalen Hurts (44-24-338-0-3TDs passing, 11-63-1TD rush) at Ari.
INDIVIDUAL WITH 1+ PASSING TD & 1+ RECEIVING TD IN SAME GAME.....	2/4/18 - Nick Foles (43-28-373-1-3TDs passes, 1-1-1TD receiving) at NE

DEFENSE (EAGLES)

HELD OPPONENT UNDER 200 YARDS TOTAL OFFENSE.....	11/3/19 - vs. Chi. (164; 62 rushing, 102 passing)
HELD OPPONENT UNDER 300 YARDS TOTAL OFFENSE.....	1/3/21 - vs. Was. (248; 103 rushing, 145 passing)
HELD OPPONENT UNDER 50 YARDS RUSHING.....	9/27/20 - vs. Cin. (48)
HELD OPPONENT UNDER 75 YARDS RUSHING.....	9/27/20 - vs. Cin. (48)
HELD OPPONENT UNDER 100 YARDS RUSHING.....	12/13/20 - vs. NO (96)
HELD OPPONENT UNDER 100 NET YARDS PASSING.....	10/6/19 - vs. NYJ (61)
HELD OPPONENT UNDER 150 NET YARDS PASSING.....	1/3/21 - vs. Was. (145)
INTERCEPTION RETURN FOR TOUCHDOWN.....	10/4/20 - A. Singleton, 30 yards (QB N. Mullens) at SF
INDIVIDUAL WITH 3+ INTERCEPTIONS.....	10/16/11 - K. Coleman (3) at Was. (QB R. Grossman)
INDIVIDUAL WITH 2+ INTERCEPTIONS.....	1/1/17 - J. Hicks (2) vs. Dal. (QB M. Sanchez)
FUMBLE RECOVERED FOR TOUCHDOWN.....	11/1/20 - R. McLeod 53-yard return of B. DiNucci fumble (forced by T. Edwards) vs. Dal.
SAFETY SCORED.....	11/1/20 - C. Jones aborted snap. L. Ladouceur credited with fumble on high snap, ball out of bounds in end zone
7.0+ SACKS.....	9/27/20 - vs. Cin. (8)
6.0+ SACKS.....	9/27/20 - vs. Cin. (8)
5.0+ SACKS.....	12/13/20 - vs. NO (5)
INDIVIDUAL WITH 3.0+ SACKS.....	10/6/19 - B. Graham (3.0 sacks of L. Falk) vs. NYJ
INDIVIDUAL WITH 2.0+ SACKS.....	12/13/20 - J. Hargrave (2.0 sacks of T. Hill) & J. Sweat (2.0 sacks of T. Hill) vs. NO

SPECIAL TEAMS (EAGLES)

KICKOFF RETURN FOR TOUCHDOWN.....	10/23/16 - Josh Huff, 98 yards vs. Min.
KICKOFF RETURN FOR TOUCHDOWN TO START GAME.....	11/23/14 - Josh Huff, 107 yards vs. Ten.
PUNT RETURN FOR TOUCHDOWN.....	12/6/20 - Jalen Reagor, 73 yards at GB
BLOCKED PUNT RECOVERED FOR TOUCHDOWN.....	12/6/15 - N. Goode returned R. Allen's blocked punt (blocked by C. Maragos) 24 yards at NE
BLOCKED PUNT.....	12/17/17 - K. Grugier-Hill blocked punt by B. Wing at NYG
BLOCKED PAT.....	9/20/20 - M. Jackson, PAT attempt by S. Sloman vs. LAR
BLOCKED FIELD GOAL.....	11/22/20 - D. Barnett, 47-yd attempt by C. Parkey at Cle.
BLOCKED FIELD GOAL RETURNED FOR TOUCHDOWN.....	10/23/05 - Matt Ware, 65-yd. return after Quintin Mikell blocked a 40-yd. att. by Nate Kaeding vs. SD
INDIVIDUAL WITH 5+ FIELD GOALS.....	11/23/14 - Cody Parkey (5-6) vs. Ten.
INDIVIDUAL WITH 4+ FIELD GOALS.....	10/1/17 - Jake Elliott (4-4) at LAC
SUCCESSFUL ONSIDE KICK.....	9/17/17 - J. Elliott kick recovered by T. Burton at KC (4th Q)
FAILED ONSIDE KICK ATTEMPT.....	11/30/20 - J. Elliott kick recovered by D. Metcalf vs. Sea. (4th Q)
TOUCHDOWN OFF FAKE FIELD GOAL ATTEMPT.....	12/24/89 - C. Carter 22-yard pass from R. Ruzek vs. Pho.
TOUCHDOWN OFF FAKE PUNT.....	9/29/02 - B. Dawkins 57 yard pass from B. Mitchell vs. Hou

TEAM (OPPONENT)

WON IN OVERTIME.....	12/9/18 - at Dal., 23-29
WON BY SCORING IN LAST TWO MINUTES OF REGULATION.....	10/21/18 - vs. Car., 17-21 (winning TD at 1:22)
TIED GAME BY SCORING IN LAST TWO MINUTES.....	11/8/15 - win at Dal., 33-27 OT (tied game at 0:02)
WON IN PRIMETIME.....	1/3/21 - vs. Was., 14-20
SHUTOUT.....	12/31/17 - vs. Dal., 0-6
WON BY 20+ POINTS.....	12/27/20 - at Dal., 17-37
WON AFTER TRAILING BY 20+ POINTS.....	10/2/11 - vs. SF, 23-24 (PHI ahead 23-3 in 3rd quarter)
HELD 28+ POINT LEAD.....	11/18/18 - loss at NO, 7-48
HELD 21+ POINT LEAD.....	10/20/19 - loss at Dal., 10-37
HELD 17+ POINT LEAD.....	12/6/20 - loss at GB, 16-30
SCORED 20+ POINTS IN QUARTER.....	10/21/18 - loss vs. Car., 17-21 (21, 4th Q)
SCORED 20+ POINTS IN HALF.....	12/27/20 - loss at Dal., 17-37 (20, 1st half)
HELD OPPONENT WITHOUT A TOUCHDOWN.....	1/5/20 - loss vs. Sea., 9-17
TOUCHDOWNS SCORED BY OFFENSE & DEFENSE.....	11/22/20 - loss at Cle., 17-22 (1 offense, 1 defense)
TOUCHDOWNS SCORED BY OFFENSE, DEFENSE & SPECIAL TEAMS.....	11/16/14 - loss at GB, 53-20 (4 off., 2 def., 1 ST)
NO TURNOVERS.....	12/6/20 - loss vs. GB, 16-30
TOUCHDOWN SCORED ON FIRST DRIVE.....	1/3/21 - loss vs. Was., 14-20
SUCCESSFUL 2-POINT CONVERSION ATTEMPT.....	12/1/19 - R. Fitzpatrick to P.Laird pass at Mia.
FAILED 2-POINT CONVERSION ATTEMPT.....	10/4/20 - C. Beathard incomplete pass to G. Kittle at SF

TOTAL OFFENSE (OPPONENT)

500+ TOTAL NET YARDS OF OFFENSE.....	12/27/20 - at Dal. (513; 151 rushing, 362 passing)
400+ TOTAL NET YARDS OF OFFENSE.....	12/27/20 - at Dal. (513; 151 rushing, 362 passing)

PASSING (OPPONENT)

400+ NET YARDS PASSING BY TEAM.....	12/20/20 - at Ari. (423)
300+ NET YARDS PASSING BY TEAM.....	12/27/20 - at Dal. (362)
INDIVIDUAL WITH 50+ PASS ATTEMPTS.....	9/26/19 - Aaron Rodgers (53-34-422-1-2TDs) at GB
INDIVIDUAL WITH 40+ PASS ATTEMPTS.....	11/1/20 - Ben DiNucci (40-21-180-0-0TD) vs. Dal.
INDIVIDUAL WITH 30+ PASS COMPLETIONS.....	9/27/20 - Joe Burrow (44-31-312-0-2TDs) vs. Cin.
INDIVIDUAL WITH 25+ PASS COMPLETIONS.....	12/20/20 - Kyler Murray (36-27-406-1-3TDs) at Ari.
INDIVIDUAL 300+ YARD PASSING GAME.....	12/20/20 - Kyler Murray (36-27-406-1-3TDs) at Ari.
CONSECUTIVE 300+ YARD PASSING GAMES.....	12/20/20 - 12/27/20 - Kyler Murray (36-27-406-1-3TDs) at Ari. & Andy Dalton (30-22-377-1-3TD) at Dal.
INDIVIDUAL WITH 4+ TOUCHDOWN PASSES.....	10/13/19 - Kirk Cousins (29-22-333-1-4TDs) at Min.
INDIVIDUAL WITH 3+ TOUCHDOWN PASSES.....	12/27/20 - Andy Dalton (30-22-377-1-3TD) at Dal.
NO SACKS ALLOWED.....	9/22/19 - vs. Det. (32 attempts - Matthew Stafford)

RUSHING (OPPONENT)

300+ NET YARDS RUSHING BY TEAM.....	9/25/60 - vs. Cle. (329)
200+ NET YARDS RUSHING BY TEAM.....	10/16/16 - at Was. (230)
INDIVIDUAL 200+ YARD RUSHING GAME.....	11/22/15 - Doug Martin (27-235-0TD) vs. TB
INDIVIDUAL 150+ YARD RUSHING GAME.....	11/11/18 - Ezekiel Elliott (19-151-1TD) vs. Dal.
INDIVIDUAL 100+ YARD RUSHING GAME.....	12/27/20 - Ezekiel Elliott (19-105-0TD) at Dal.
TWO 100+ YARD RUSHERS IN SAME GAME.....	10/30/05 - M. Anderson (21-126-1TD) and T. Bell (14-107-2TDs) at Den.
CONSECUTIVE 100+ YARD RUSHING GAMES.....	11/11/18-11/18/18 - E. Elliott (19-151-1TD) vs. Dal.; M. Ingram (16-103-2TDs) at NO; S. Barkley (13-101-1TD) vs. NYG
COMBINED 200+ YARDS RUSHING BY TWO PLAYERS.....	11/20/15 - 187 by D. Johnson (29-187-3TDs) & K. Williams (6-34-0TD) vs. Ari.
INDIVIDUAL WITH 30+ CARRIES.....	12/14/14 - DeMarco Murray (31-81-2TDs) vs. Dal.
INDIVIDUAL WITH 25+ CARRIES.....	12/9/18 - Ezekiel Elliott (28-113) at Dal.
RUSHING PLAY OF 80+ YARDS.....	10/22/20 - 80 by Daniel Jones vs. NYG
RUSHING PLAY OF 60+ YARDS.....	12/6/20 - 77t by Aaron Jones vs. GB
RUSHING PLAY OF 40+ YARDS.....	12/6/20 - 77t by Aaron Jones vs. GB
INDIVIDUAL WITH 3+ RUSHING TOUCHDOWNS.....	12/20/15 - David Johnson (29-187-3TDs) vs. Ari.
INDIVIDUAL WITH 2+ RUSHING TOUCHDOWNS.....	11/15/20 - Wayne Gallman (18-53-2TDs) at NYG

RECEIVING (OPPONENT)

INDIVIDUAL WITH 10+ RECEPTIONS.....	12/6/20 - Davante Adams (10-121-2TDs) vs. GB
INDIVIDUAL WITH 150+ YARD RECEIVING GAME.....	12/20/20 - DeAndre Hopkins (9-169-1TD) at Ari.

INDIVIDUAL WITH 100+ YARD RECEIVING GAME.....	12/27/20 - Amari Cooper (4-121-0TD) & Michael Gallup (6-121-2TDs) at Dal.
TWO-OR-MORE 100+YARD RECEIVERS IN SAME GAME.....	12/27/20 - Amari Cooper (4-121-0TD) & Michael Gallup (6-121-2TDs) at Dal.
CONSECUTIVE 100+ YARD RECEIVING GAMES.....	12/20/20-12/27/20 - DeAndre Hopkins (9-169-1TD) at Ari., Amari Cooper (4-121-0TD) & Michael Gallup (6-121-2TDs) at Dal.
INDIVIDUAL WITH 3+ TD RECEPTIONS.....	10/11/20 - Chase Claypool (7-110-3TDs) at Pit.
INDIVIDUAL WITH 2+ TD RECEPTIONS.....	12/27/20 - Michael Gallup (6-121-2TDs) at Dal.
PASS PLAY OF 80+ YARDS.....	12/11/16 - 80t, Kirk Cousins to DeSean Jackson vs. Was.
PASS PLAY OF 60+ YARDS.....	12/27/20 - 69, Andy Dalton to Amari Cooper at Dal.
PASS PLAY OF 40+ YARDS.....	12/27/20 - 69, Andy Dalton to Amari Cooper at Dal.

NOTABLE OFFENSIVE COMBINATIONS (OPPONENT)

LED TEAM IN RUSHING & RECEIVING YARDS IN SAME GAME.....	12/16/18 - Todd Gurley (12-48-2TDs rush, 10-76 rec.) at LAR
100+ YARD RUSHER & 100+ YARD RECEIVER IN SAME GAME.....	12/27/20 - Ezekiel Elliott (19-105-0TD rush) & Amari Cooper (4-121-0TD rec.) & Michael Gallup (6-121-2TDs rec.) at Dal.
100+ YARD RUSHER, 100+ YARD RECEIVER & 300+ YARD PASSER IN SAME GAME.....	12/27/20 - Ezekiel Elliott (19-105-0TD rush), Amari Cooper (4-121-0TD rec.), Michael Gallup (6-121-2TDs rec.) & Andy Dalton (30-22-377-1-3TDs) at Dal.
INDIVIDUAL WITH 1+ RUSHING TD & 1+ RECEIVING TD IN SAME GAME.....	12/27/20 - CeeDee Lamb (1-19-1TD rush, 3-65-1TD rec.) at Dal.
INDIVIDUAL WITH 1+ PASSING TD & 1+ RUSHING TD IN SAME GAME.....	12/20/20 - Kyler Murray (36-27-406-1-3TDs passing, 8-29-1TD rush) at Ari.
INDIVIDUAL WITH 1+ PASSING TD & 1+ RECEIVING TD IN SAME GAME.....	11/20/16 - Russell Wilson (31-18-272-0-1TD pass, 1-15-1TD receiving) at Sea.

DEFENSE (OPPONENT)

HELD OPPONENT UNDER 200 YARDS TOTAL OFFENSE.....	12/7/14 - vs. Sea. (139; 57 rushing, 82 passing)
HELD OPPONENT UNDER 300 YARDS TOTAL OFFENSE.....	1/3/21 - vs. Was. (216; 118 rushing, 98 passing)
HELD OPPONENT UNDER 50 YARDS RUSHING.....	9/15/19 - at Atl. (49)
HELD OPPONENT UNDER 75 YARDS RUSHING.....	11/30/20 - vs. Sea. (70)
HELD OPPONENT UNDER 100 YARDS RUSHING.....	11/30/20 - vs. Sea. (70)
HELD OPPONENT UNDER 100 NET YARDS PASSING.....	1/3/21 - vs. Was. (98)
HELD OPPONENT UNDER 150 NET YARDS PASSING.....	1/3/21 - vs. Was. (98)
INTERCEPTION RETURN FOR TOUCHDOWN.....	11/22/20 - S. Takitaki, 50 yards (QB C. Wentz) at Cle.
INDIVIDUAL WITH 3+ INTERCEPTIONS.....	12/2/07 - L. Tatupu (3) vs. Sea. (QB A.J. Feeley)
INDIVIDUAL WITH 2+ INTERCEPTIONS.....	11/1/20 - T. Diggs (2) vs. Dal. (QB C. Wentz)
FUMBLE RECOVERED FOR TOUCHDOWN.....	10/7/18 - L. Joseph 64-yard return of C.Wentz fumble (forced by S. Weatherly) vs. Min.
SAFETY SCORED.....	12/20/20 - J. Hurts, intentional grounding in end zone at Ari.
7.0+ SACKS.....	12/6/20 - at GB (7)
6.0+ SACKS.....	12/20/20 - at Ari. (6)
5.0+ SACKS.....	12/20/20 - at Ari. (6)
INDIVIDUAL WITH 3.0+ SACKS.....	11/22/20 - O. Vernon (3.0 sacks of C. Wentz) at Cle.
INDIVIDUAL WITH 2.0+ SACKS.....	12/20/20 - D. Gardeck (2.0 sacks of J. Hurts) at Ari.

SPECIAL TEAMS (OPPONENT)

KICKOFF RETURN FOR TOUCHDOWN.....	9/22/19 - Jamal Agnew, 100 yards vs. Det.
KICKOFF RETURN FOR TOUCHDOWN TO START GAME.....	10/12/03 - Randal Williams, 37 yards at Dal.
PUNT RETURN FOR TOUCHDOWN.....	9/19/16 - Eddie Royal, 65 yards at Chi.
BLOCKED PUNT RECOVERED FOR TOUCHDOWN.....	12/10/17 - B. Countess returned D. Jones' blocked punt (blocked by M. Thomas) 16 yards at LAR
BLOCKED PUNT.....	12/20/20 - C. Johnston's punt is blocked by E. Turner at Ari.
BLOCKED PAT.....	12/13/09 - F. Robbins, PAT attempt by D. Akers vs. NYG
BLOCKED FIELD GOAL.....	11/6/16 - J. Pierre-Paul, 40-yd attempt by C. Sturgis at NY
BLOCKED FIELD GOAL RETURNED FOR TOUCHDOWN.....	12/7/08 - Kevin Dockery, 71-yd. return after Justin Tuck blocked a 32-yd. att. by D.Akers at NYG
INDIVIDUAL WITH 5+ FIELD GOALS.....	10/27/13 - Josh Brown (5-5) vs. NYG
INDIVIDUAL WITH 4+ FIELD GOALS.....	10/28/18 - Josh Lambo (4-4) at Jax
SUCCESSFUL ONSIDE KICK.....	12/6/15 - S. Gostkowski kick recovered by R. Melvin at NE (4th Q)
FAILED ONSIDE KICK ATTEMPT.....	12/13/20 - W. Lutz kick recovered by J. Mills vs. NO (4th Q)
TOUCHDOWN OFF FAKE FIELD GOAL ATTEMPT.....	12/20/1998 - Holder E. Bjornson 7-yard run at Dal.
TOUCHDOWN OFF FAKE PUNT.....	N/A



ALL-TIME RESULTS



[FRONT OFFICE & COACHING STAFF](#)

[PLAYER BIOS](#)

[2020 EAGLES STATS](#)

[RECORD BOOK](#)

[ALL-TIME RESULTS](#)

[ALL-TIME ROSTERS](#)

[HONORS & HISTORY](#)

[YEAR-BY-YEAR STATS](#)

[OFF THE FIELD](#)

RECORDS vs. OTHER NFL TEAMS

Opponent	W	L	T
Arizona Cardinals (a).....	56	60	5
Atlanta Falcons.....	20	15	1
Baltimore Ravens.....	2	4	1
Boston Yanks.....	7	2	0
Brooklyn Dodgers.....	6	15	1
Buffalo Bills.....	8	6	0
Carolina Panthers.....	7	5	0
Chicago Bears.....	16	30	1
Cincinnati Bengals.....	3	9	2
Cincinnati Reds.....	3	0	0
Cleveland Browns.....	17	32	1
Dallas Cowboys.....	54	70	0
Dallas Texans.....	1	0	0
Denver Broncos.....	8	5	0
Detroit Lions (b).....	17	16	2
Green Bay Packers.....	17	29	0
Houston Texans.....	5	0	0
Indianapolis Colts (c).....	10	10	0
Jacksonville Jaguars.....	3	3	0
Kansas City Chiefs.....	4	4	0
Las Vegas Raiders (f).....	7	6	0
Los Angeles Chargers (d).....	5	7	0
Los Angeles Rams (e).....	22	20	1
Miami Dolphins.....	6	9	0
Minnesota Vikings.....	14	15	0
New England Patriots.....	8	7	0
New Orleans Saints.....	18	15	0
New York Bulldogs.....	2	0	0
New York Giants.....	89	87	2
New York Jets.....	11	0	0
Pittsburgh Steelers.....	48	29	3
San Francisco 49ers.....	14	19	1
Seattle Seahawks.....	7	12	0
Tampa Bay Buccaneers.....	10	9	0
Tennessee Titans (g).....	7	5	0
Washington (h).....	80	88	6

Note: Records include postseason games

Note: Records include games from the 1943 season when Philadelphia and Pittsburgh merged to play as the Steagles

(a) - Franchise in Chicago prior to 1960 and in St. Louis from 1960-1987; changed name from Phoenix to Arizona in 1994

(b) - Franchise in Portsmouth prior to 1934 and known as the Spartans

(c) - Franchise in Baltimore prior to 1984

(d) - Franchise in San Diego prior to 2017

(e) - Franchise in Cleveland prior to 1946, in Los Angeles prior to 1995 and in St. Louis prior to 2016

(f) - Oakland (1960-81, 1995-2019), Los Angeles (1982-94)

(g) - Franchise in Houston prior to 1997 and known as the Oilers prior to 1999

(h) - Franchise in Boston prior to 1937

ALL-TIME RECORD

Regular Season: 585-615-26

Playoffs: 23-23

Overall: 608-638-26

* Does not include 1943 record (5-4-1) when Eagles and Steelers combined as the "Steagles"

HOME RECORD BY STADIUM

Venue	Record	Playoffs
Baker Bowl (1933-35).....	3-11-1	0-0
Temple Stadium (1934-35).....	1-1-0	0-0
Point Stadium (Johnstown, PA - 1936).....	0-1-0	0-0
Laidley Field (Charleston, WV - 1938).....	1-0-0	0-0
War Memorial Stadium (Charleston, WV - 1942).....	0-1-0	0-0
Municipal Stadium (1936-39, 1941, 1947, 1950, 1954).....	5-14-2	0-0
Shibe Park/Connie Mack Stadium (1940-57)^.....	55-34-5	1-0
Franklin Field (1958-70).....	41-45-2	1-0
Veterans Stadium (1971-2002).....	144-111-2	7-4
Lincoln Financial Field (2003-pres.).....	90-62-1	6-4
TOTALS	340-280-13	15-8

* Record includes playoff games ^ Does not include 1943 "Steagles" home record totals

RECORD AT CURRENT NFL STADIUMS

Venue	Record	Playoffs
State Farm Stadium, Arizona.....	0-4	0-1
Mercedes-Benz Stadium, Atlanta.....	0-1	0-0
M&T Bank Stadium, Baltimore.....	0-2	0-0
New Era Field, Buffalo.....	4-4	0-0
Bank of America Stadium, Carolina.....	3-2	0-0
Soldier Field, Chicago.....	5-8	2-1
Paul Brown Stadium, Cincinnati.....	0-1-1	0-0
FirstEnergy Stadium, Cleveland.....	3-1	0-0
AT&T Stadium, Dallas.....	6-7	0-1
Empower Field at Mile High, Denver.....	0-2	0-0
Ford Field, Detroit.....	2-2	0-0
Lambeau Field, Green Bay.....	6-10	0-0
NRG Stadium, Houston.....	2-0	0-0
Lucas Oil Stadium, Indianapolis.....	1-0	0-0
TIAA Bank Field, Jacksonville.....	1-3	^0-1
Arrowhead Stadium, Kansas City.....	3-2	0-0
Allegiant Stadium, Las Vegas.....	0-0	0-0
SoFi Stadium, L.A. Chargers and L.A. Rams.....	0-0	0-0
Hard Rock Stadium, Miami.....	2-3	0-0
U.S. Bank Stadium, Minnesota.....	0-1	^1-0
Gillette Stadium, New England.....	1-1	0-0
Mercedes-Benz Superdome, New Orleans.....	8-8	^1-3
MetLife Stadium, N.Y. Giants and N.Y. Jets.....	9-3	0-0
Heinz Field, Pittsburgh.....	0-3	0-0
Levi's Stadium, San Francisco.....	1-1	0-0
CenturyLink Field, Seattle.....	2-3	0-0
Raymond James Stadium, Tampa Bay.....	3-2	0-0
Nissan Stadium, Tennessee.....	0-3	0-0
FedExField, Washington.....	14-10	0-0

* Record includes playoff games ^ Record includes Super Bowl appearances at stadium

OVERTIME RESULTS

Date	Opponent	Result
9/27/76	Washington (MNF)	L, 17-20
9/12/82	Washington	L, 34-37
12/11/83	New Orleans	L, 17-20
11/4/84	at Detroit	T-23-23
9/29/85	N.Y. Giants	L, 10-16
11/10/85	Atlanta	W, 23-17
9/14/86	at Chicago	L, 10-13
11/30/86	at L.A. Raiders	W, 33-27
12/7/86	St. Louis Cardinals	T, 10-10
10/18/87	at Green Bay	L, 10-16
11/29/87	at New England	W, 34-31
12/6/87	at N.Y. Giants	L, 20-23
11/20/88	at N.Y. Giants	W, 23-17
12/9/90	at Miami	L, 20-23
12/13/92	at Seattle	W, 20-17
1/3/94	at San Francisco (MNF)	W, 37-34
10/8/95	Washington	W, 37-34
10/19/97	Arizona	W, 13-10
11/16/97	at Baltimore	T, 10-10
12/13/98	Arizona	L, 17-20
10/31/99	N.Y. Giants	L, 17-23
11/28/99	at Washington	L, 17-20
11/5/00	Dallas	W, 16-13
11/12/00	at Pittsburgh	W, 26-23
9/9/01	St. Louis Rams	L, 17-20
12/28/02	at N.Y. Giants	L, 7-10
12/21/03	San Francisco	L, 28-31
1/11/04	Green Bay (NFCD)	W, 20-17
10/24/04	at Cleveland	W, 34-31
12/11/05	N.Y. Giants	L, 23-26
9/17/06	N.Y. Giants	L, 24-30
11/16/08	at Cincinnati	T, 13-13
10/14/12	Detroit	L, 23-26
11/8/15	at Dallas	W, 33-27
10/30/16	at Dallas	L, 23-29
9/30/18	at Tennessee	L, 23-26
12/9/18	at Dallas	L, 23-29
12/9/19	N.Y. Giants (MNF)	W, 23-17
9/27/20	Cincinnati	T, 23-23

OVERTIME RECORD: 14-20-5

(MNF) - Monday Night Football
(NFCD) - NFC Divisional Playoff game

RECORD BY HEAD COACH

Head Coach	Record	Playoffs
Lud Wray (1933-35)	9-21-1	0-0
Bert Bell (1936-40)	10-44-2	0-0
Greasy Neale (1941-50)	61-40-4	3-1
Walt Kiesling (a) (1943)	---	---
Bo McMillin (b) (1951)	2-0-0	0-0
Wayne Millner (c) (1951)	2-8-0	0-0
Jim Trimble (1952-55)	25-20-3	0-0
Hugh Devore (1956-57)	7-16-1	0-0
Buck Shaw (1958-60)	20-16-1	1-0
Nick Skorich (d) (1961-63)	15-24-3	0-0
Joe Kuharich (d) (1964-68)	28-41-1	0-0
Jerry Williams (1969-71)	7-22-2	0-0
Ed Khayat (e) (1971-72)	8-15-2	0-0
Mike McCormack (1973-75)	16-25-1	0-0
Dick Vermeil (1976-82)	57-51-0	3-4
Marion Campbell (1983-85)	17-29-1	0-0
Fred Bruney (f) (1985)	1-0-0	0-0
Buddy Ryan (1986-90)	43-38-1	0-3
Rich Kotite (1991-94)	37-29-0	1-1
Ray Rhodes (1995-98)	30-36-1	1-2
Andy Reid (1999-2012)	140-102-1	10-9
Chip Kelly (2013-15)	26-22-0	0-1
Pat Shurmur (g) (2015)	1-0-	0-0
Doug Pederson (2016-20)	46-39-1	4-2
Nick Sirianni (2021-)	0-0	0-0

* Record includes playoff games

- (a) Neale and Kiesling co-coached the Steagles in 1943 (5-4-1 record is not reflected in Neale's totals)
- (b) Retired due to illness after second game in 1951
- (c) Succeeded McMillin for last 10 games in 1951
- (d) Record includes one loss in Playoff Bowl
- (e) Succeeded Williams after first three games in 1971
- (f) Succeeded Campbell for last game in 1985
- (g) Succeeded Kelly for last game in 2015

RECORD BY OWNERSHIP

Owner	Record	Playoffs
Bert Bell/Lud Wray (1933-40)	19-65-3	0-0
Alexis Thompson (1941-48)	48-37-5	2-1
James P. Clark (1949-63)	89-91-8	2-0
Jerry Wolman (1964-68)	28-41-1	0-0
Leonard Tose (1969-84)	99-133-6	3-4
Norman Braman (1985-94)	87-76-1	1-4
Jeffrey Lurie (1995-)	243-198-3	15-14

* Record includes playoff games

THANKSGIVING DAY GAMES

Date	Opponent	Result
11/23/39	Pittsburgh	W, 17-14
11/28/40	Pittsburgh	W, 7-0
11/28/68	at Detroit	W, 12-0
11/23/89	at Dallas	W, 27-0
11/27/08	Arizona	W, 48-20
11/27/14	at Dallas	W, 33-10
11/26/15	at Detroit	L, 14-45

INTERNATIONAL GAMES

Date	Opponent	Result	Location
8/5/78	vs. New Orleans	L, 7-14	Mexico City (Estadio Olimpico)
8/6/89	vs. Cleveland	W, 17-13	London, England (Wembley Stadium)
7/28/91	vs. Buffalo	L, 13-17	London, England (Wembley Stadium)
8/1/93	vs. New Orleans	L, 16-28	Tokyo, Japan (Tokyo Dome)
10/28/18	vs. Jacksonville	W, 24-18	London, England (Wembley Stadium)

YEAR-BY-YEAR RESULTS



2020				
Record: 4-11-1 (4th in NFC East)				
HC: Doug Pederson				

Date	W/L	Score	Opponent	Att.
S-13	L	17-27	at Washington	---
S-20	L	19-37	LA Rams	---
S-27	T	23-23	Cincinnati	---
O-04	W	25-20	at San Francisco	---
O-11	L	29-38	at Pittsburgh	4,708
O-18	L	28-30	Baltimore	---
O-22	W	22-21	NY Giants	---
N-01	W	23-9	Dallas	---
N-15	L	17-27	at NY Giants	---
N-22	L	17-22	at Cleveland	11,133
N-30	L	17-23	Seattle	---
D-06	L	16-30	at Green Bay	---
D-13	W	24-21	New Orleans	---
D-20	L	26-33	at Arizona	---
D-27	L	17-37	at Dallas	30,131
J-03	L	14-20	Washington	---

2019				
Record: 9-7 (1st in NFC East)				
HC: Doug Pederson				

Date	W/L	Score	Opponent	Att.
S-08	W	32-27	Washington	69,696
S-15	L	20-24	at Atlanta	72,443
S-22	L	24-27	Detroit	69,796
S-26	W	34-27	at Green Bay	77,509
O-06	W	31-6	NY Jets	69,796
O-13	L	20-38	at Minnesota	66,837
O-20	L	10-37	at Dallas	91,213
O-27	W	31-13	at Buffalo	69,435
N-03	W	22-14	Chicago	69,796
N-17	L	10-17	New England	69,796
N-24	L	9-17	Seattle	69,796
D-01	L	31-37	at Miami	65,545
D-09	W	23-17	NY Giants (OT)	69,796
D-15	W	37-27	at Washington	63,246
D-22	W	17-9	Dallas	69,796
D-29	W	34-17	at NY Giants	75,029

NFC WILD CARD				
J-05	L	9-17	Seattle	69,796

2018				
Record: 9-7 (2nd in NFC East)				
HC: Doug Pederson				

Date	W/L	Score	Opponent	Att.
S-06	W	18-12	Atlanta	69,696
S-16	L	21-27	at Tampa Bay	56,552
S-23	W	20-16	Indianapolis	69,696
S-30	L	23-26	at Tennessee (OT)	69,013
O-07	L	21-23	Minnesota	69,696
O-11	W	34-13	at NY Giants	77,167
O-21	L	17-21	Carolina	69,696
O-28	W	24-18	at Jacksonville	85,870
N-11	L	20-27	Dallas	69,696
N-18	L	48-7	at New Orleans	73,042
N-25	W	25-22	NY Giants	69,696
D-03	W	28-13	Washington	69,696
D-09	L	23-29	at Dallas (OT)	93,127
D-16	W	30-23	at LA Rams	74,210
D-23	W	32-30	Houston	69,696
D-30	W	24-0	at Washington	63,188

NFC WILD CARD				
J-06	W	16-15	at Chicago	62,462

NFC DIVISIONAL PLAYOFF				
J-13	L	14-20	at New Orleans	73,027

2017				
Record: 13-3 (1st in NFC East)				
HC: Doug Pederson				

Date	W/L	Score	Opponent	Att.
S-10	W	30-17	at Washington	78,685
S-17	L	20-27	at Kansas City	74,971
S-24	W	27-24	NY Giants	69,596
O-01	W	26-24	at LA Chargers	25,374
O-08	W	34-7	Arizona	69,596
O-12	W	28-23	at Carolina	74,373
O-23	W	34-24	Washington	69,596
O-29	W	33-10	San Francisco	69,596
N-05	W	51-23	Denver	69,596
N-19	W	37-9	at Dallas	93,247
N-26	W	31-3	Chicago	69,596
D-03	L	10-24	at Seattle	69,075
D-10	W	43-35	at LA Rams	67,752
D-17	W	34-29	at NY Giants	76,896
D-25	W	19-10	Oakland	69,596
D-31	L	0-6	Dallas	69,596

NFC DIVISIONAL PLAYOFF				
J-13	W	15-10	Atlanta	69,596

NFC CHAMPIONSHIP				
J-21	W	38-7	Minnesota	69,596

SUPER BOWL LII (Minneapolis, MN)				
F-04	W	41-33	at New England	67,612

2016				
Record: 7-9 (4th in NFC East)				
HC: Doug Pederson				

Date	W/L	Score	Opponent	Att.
S-11	W	29-10	Cleveland	69,596
S-19	W	29-14	at Chicago	62,268
S-25	W	34-3	Pittsburgh	69,596
O-09	L	23-24	at Detroit	58,047
O-16	L	20-27	at Washington	78,934
O-23	W	21-10	Minnesota	69,596
O-30	L	23-29	at Dallas (OT)	93,103
N-06	L	23-28	at NY Giants	80,309
N-13	W	24-15	Atlanta	69,596
N-20	L	15-26	at Seattle	69,190
N-28	L	13-27	Green Bay	69,596
D-04	L	14-32	at Cincinnati	55,456
D-11	L	22-27	Washington	69,596
D-18	L	26-27	at Baltimore	71,223
D-22	W	24-19	NY Giants	69,596
J-01	W	27-13	Dallas	69,596

2015				
Record: 7-9 (2nd in NFC East)				
HC: Chip Kelly (15), Pat Shurmur (1)				

Date	W/L	Score	Opponent	Att.
S-14	L	24-26	at Atlanta	70,516
S-20	L	10-20	Dallas	69,596
S-27	W	24-17	at NY Jets	78,160
O-04	L	20-23	at Washington	74,767
O-11	W	39-17	New Orleans	69,596
O-19	W	27-7	NY Giants	69,596
O-25	L	16-27	at Carolina	74,194
N-08	W	33-27	at Dallas (OT)	91,827
N-15	L	19-20	Miami	69,596
N-22	L	17-45	Tampa Bay	69,596
N-26	L	14-45	at Detroit	64,445
D-06	W	35-28	at New England	66,829
D-13	W	23-20	Buffalo	69,596
D-20	L	17-40	Arizona	69,596
D-26	L	24-38	Washington	69,596
J-03	W	35-30	at NY Giants	78,023

YEAR-BY-YEAR RESULTS



2014				
Record: 10-6 (2nd in NFC East)				
HC: Chip Kelly				

Date	W/L	Score	Opponent	Att.
S-07	W	34-17	Jacksonville	69,596
S-15	W	30-27	at Indianapolis	64,871
S-21	W	37-34	Washington	69,596
S-28	L	21-26	at San Francisco	70,799
O-05	W	34-28	St. Louis	69,596
O-12	W	27-0	NY Giants	69,596
O-26	L	20-24	at Arizona	61,789
N-02	W	31-21	at Houston	71,780
N-10	W	45-21	Carolina	69,596
N-16	L	20-53	at Green Bay	78,270
N-23	W	43-24	Tennessee	69,596
N-27	W	33-10	at Dallas	91,379
D-07	L	14-24	Seattle	69,596
D-14	L	27-38	Dallas	69,596
D-20	L	24-27	at Washington	78,897
D-28	W	34-26	at NY Giants	79,150

2013				
Record: 10-6 (1st in NFC East)				
HC: Chip Kelly				

Date	W/L	Score	Opponent	Att.
S-09	W	33-27	at Washington	82,743
S-15	L	30-33	San Diego	69,144
S-19	L	16-26	Kansas City	69,144
S-29	L	20-52	at Denver	77,002
O-06	W	36-21	at NY Giants	80,738
O-13	W	31-20	at Tampa Bay	62,505
O-20	L	3-17	Dallas	69,144
O-27	L	7-15	NY Giants	69,144
N-03	W	49-20	at Oakland	51,751
N-10	W	27-13	at Green Bay	78,011
N-17	W	24-16	Washington	69,144
D-01	W	24-21	Arizona	69,144
D-08	W	34-20	Detroit	69,144
D-15	L	30-48	at Minnesota	64,087
D-22	W	54-11	Chicago	69,144
D-29	W	24-22	at Dallas	91,166

NFC WILD CARD
J-04 L 24-26 New Orleans 69,144

2012				
Record: 4-12 (4th in NFC East)				
HC: Andy Reid				

Date	W/L	Score	Opponent	Att.
S-09	W	17-16	at Cleveland	68,693
S-16	W	24-23	Baltimore	69,144
S-23	L	6-27	at Arizona	60,436
S-30	W	19-17	NY Giants	69,144
O-07	L	14-16	at Pittsburgh	64,737
O-14	L	23-26	Detroit (OT)	69,144
O-28	L	17-30	Atlanta	69,144
N-05	L	13-28	at New Orleans	73,099
N-11	L	23-38	Dallas	69,144
N-18	L	6-31	at Washington	79,327
N-26	L	22-30	Carolina	69,144
D-02	L	33-38	at Dallas	81,851
D-09	W	23-21	at Tampa Bay	69,941
D-13	L	13-34	Cincinnati	69,144
D-23	L	20-27	Washington	69,144
D-30	L	7-42	at NY Giants	80,657

2011				
Record: 8-8 (2nd in NFC East)				
HC: Andy Reid				

Date	W/L	Score	Opponent	Att.
S-11	W	31-13	at St. Louis	56,722
S-18	L	31-35	at Atlanta	69,608
S-25	L	16-29	NY Giants	69,144
O-02	L	23-24	San Francisco	69,144
O-09	L	24-31	at Buffalo	69,803
O-16	W	20-13	at Washington	80,447
O-30	W	34-7	Dallas	69,144
N-07	L	24-30	Chicago	69,144
N-13	L	17-21	Arizona	69,144
N-20	W	17-10	at NY Giants	79,743
N-27	L	20-38	New England	69,144
D-01	L	14-31	at Seattle	67,039
D-11	W	26-10	at Miami	67,823
D-18	W	45-19	NY Jets	69,144
D-24	W	20-7	at Dallas	84,834
J-01	W	34-10	Washington	69,144

2010				
Record: 10-6 (1st in NFC East)				
HC: Andy Reid				

Date	W/L	Score	Opponent	Att.
S-12	L	20-27	Green Bay	69,144
S-19	W	35-32	at Detroit	56,688
S-26	W	28-3	at Jacksonville	63,256
O-03	L	12-17	Washington	69,144
O-10	W	27-24	at San Francisco	69,732
O-17	W	31-17	Atlanta	69,144
O-24	L	19-37	at Tennessee	69,143
N-07	W	26-24	Indianapolis	69,144
N-15	W	59-28	at Washington	84,912
N-21	W	27-17	NY Giants	69,144
N-28	L	26-31	at Chicago	62,147
D-02	W	34-24	Houston	69,144
D-12	W	30-27	at Dallas	85,673
D-19	W	38-31	at NY Giants	81,223
D-28	L	14-24	Minnesota	69,144
J-02	L	13-14	Dallas	69,144

NFC WILD CARD
J-09 L 16-21 Green Bay 69,144

2009				
Record: 11-5 (2nd in NFC East)				
HC: Andy Reid				

Date	W/L	Score	Opponent	Att.
S-13	W	38-10	at Carolina	73,599
S-20	L	22-48	New Orleans	69,144
S-27	W	34-14	Kansas City	69,144
O-11	W	33-14	Tampa Bay	69,144
O-18	L	9-13	at Oakland	49,642
O-26	W	27-17	at Washington	88,241
N-01	W	40-17	NY Giants	69,144
N-08	L	16-20	Dallas	69,144
N-15	L	23-31	at San Diego	68,879
N-22	W	24-20	at Chicago	62,421
N-29	W	27-24	Washington	69,144
D-06	W	34-7	at Atlanta	69,650
D-13	W	45-38	at NY Giants	78,780
D-20	W	27-13	San Francisco	69,144
D-27	W	30-27	Denver	69,144
J-03	L	0-24	at Dallas	100,621

NFC WILD CARD
J-09 L 14-34 at Dallas 92,951

YEAR-BY-YEAR RESULTS



2008				
Record: 9-6-1 (2nd in NFC East)				
HC: Andy Reid				

Date	W/L	Score	Opponent	Att.
S-07	W	38-3	St. Louis	69,144
S-15	L	37-41	at Dallas	63,472
S-21	W	15-6	Pittsburgh	69,144
S-28	L	20-24	at Chicago	62,099
O-05	L	17-23	Washington	69,144
O-12	W	40-26	at San Francisco	67,640
O-26	W	27-14	Atlanta	69,144
N-02	W	26-7	at Seattle	68,055
N-09	L	31-36	NY Giants	69,144
N-16	T	13-13	at Cincinnati (OT)	64,633
N-23	L	7-36	at Baltimore	71,379
N-27	W	48-20	Arizona	64,144
D-07	W	20-14	at NY Giants	79,003
D-15	W	30-10	Cleveland	69,144
D-21	L	3-10	at Washington	82,412
D-28	W	44-6	Dallas	69,144
NFC WILD CARD				
J-04	W	26-14	at Minnesota	61,746
NFC DIVISIONAL PLAYOFF				
J-11	W	23-11	at NY Giants	79,193
NFC CHAMPIONSHIP				
J-18	L	25-32	at Arizona	70,650

2007				
Record: 8-8 (4th in NFC East)				
HC: Andy Reid				

Date	W/L	Score	Opponent	Att.
S-09	L	13-16	at Green Bay	70,598
S-17	L	12-20	Washington	67,726
S-23	W	56-21	Detroit	67,570
S-30	L	3-16	at NY Giants	78,862
O-14	W	16-9	at NY Jets	77,189
O-21	L	16-19	Chicago	67,806
O-28	W	23-16	at Minnesota	63,019
N-04	L	17-38	Dallas	67,688
N-11	W	33-25	at Washington	90,218
N-18	W	17-7	Miami	68,934
N-25	L	28-31	at New England	68,756
D-02	L	24-28	Seattle	68,445
D-09	L	13-16	NY Giants	68,594
D-16	W	10-6	at Dallas	63,777
D-23	W	38-23	at New Orleans	70,011
D-30	W	17-9	Buffalo	68,594

2006				
Record: 10-6 (1st in NFC East)				
HC: Andy Reid				

Date	W/L	Score	Opponent	Att.
S-10	W	24-10	at Houston	70,180
S-17	L	24-30	NY Giants (OT)	69,241
S-24	W	38-24	at San Francisco	68,166
O-02	W	31-9	Green Bay	69,222
O-08	W	38-24	Dallas	69,268
O-15	L	24-27	at New Orleans	68,269
O-22	L	21-23	at Tampa Bay	65,808
O-29	L	6-13	Jacksonville	69,249
N-12	W	27-3	Washington	69,143
N-19	L	13-31	Tennessee	69,232
N-26	L	21-45	at Indianapolis	57,296
D-04	W	27-24	Carolina	69,098
D-10	W	21-19	at Washington	84,164
D-17	W	36-22	at NY Giants	78,657
D-25	W	23-7	at Dallas	62,839
D-31	W	24-17	Atlanta	69,341
NFC WILD CARD				
J-07	W	23-20	NY Giants	69,094
NFC DIVISIONAL PLAYOFF				
J-13	L	24-27	at New Orleans	70,001

2005				
Record: 6-10 (4th in NFC East)				
HC: Andy Reid				

Date	W/L	Score	Opponent	Att.
S-12	L	10-14	at Atlanta	70,806
S-18	W	42-3	San Francisco	67,727
S-25	W	23-20	Oakland	67,735
O-02	W	37-31	at Kansas City	78,742
O-09	L	10-33	at Dallas	63,199
O-23	W	20-17	San Diego	67,747
O-30	L	21-49	at Denver	76,530
N-06	L	10-17	at Washington	90,298
N-14	L	20-21	Dallas	67,739
N-20	L	17-27	at NY Giants	78,626
N-27	W	19-14	Green Bay	67,665
D-05	L	0-42	Seattle	67,637
D-11	L	23-26	NY Giants (OT)	67,443
D-18	W	17-16	at St. Louis	65,382
D-24	L	21-27	at Arizona	44,723
J-01	L	20-31	Washington	67,700

2004				
Record: 13-3 (1st in NFC East)				
HC: Andy Reid				

Date	W/L	Score	Opponent	Att.
S-12	W	31-17	NY Giants	67,532
S-20	W	27-16	Minnesota	67,676
S-26	W	30-13	at Detroit	62,472
O-03	W	19-9	at Chicago	61,894
O-17	W	30-8	Carolina	67,707
O-24	W	34-31	at Cleveland (OT)	73,394
O-31	W	15-10	Baltimore	67,715
N-07	L	3-27	at Pittsburgh	64,975
N-15	W	49-21	at Dallas	64,190
N-21	W	28-6	Washington	67,720
N-28	W	27-6	at NY Giants	78,830
D-05	W	47-17	Green Bay	67,723
D-12	W	17-14	at Washington	90,089
D-19	W	12-7	Dallas	67,723
D-27	L	7-20	at St. Louis	66,129
J-02	L	10-38	Cincinnati	67,074
NFC DIVISIONAL PLAYOFF				
J-16	W	27-14	Minnesota	67,722
NFC CHAMPIONSHIP				
J-23	W	27-10	Atlanta	67,717
SUPER BOWL XXXIX (Jacksonville, FL)				
F-06	L	21-24	New England	78,125

2003				
Record: 12-4 (1st in NFC East)				
HC: Andy Reid				

Date	W/L	Score	Opponent	Att.
S-08	L	0-17	Tampa Bay	67,772
S-14	L	10-31	New England	67,624
S-28	W	23-13	at Buffalo	73,305
O-05	W	27-25	Washington	67,792
O-12	L	21-23	at Dallas	63,648
O-19	W	14-10	at NY Giants	78,883
O-26	W	24-17	NY Jets	67,853
N-02	W	23-16	at Atlanta	70,064
N-10	W	17-14	at Green Bay	70,291
N-16	W	28-10	NY Giants	67,867
N-23	W	33-20	New Orleans	67,802
N-30	W	25-16	at Carolina	72,977
D-07	W	36-10	Dallas	69,773
D-15	W	34-27	at Miami	73,780
D-21	L	28-31	San Fran. (OT)	67,866
D-27	W	31-7	at Washington	76,766
NFC DIVISIONAL PLAYOFF				
J-11	W	20-17	Green Bay (OT)	67,707
NFC CHAMPIONSHIP				
J-18	L	3-14	Carolina	67,862

YEAR-BY-YEAR RESULTS



2002				
Record: 12-4 (1st in NFC East)				
HC: Andy Reid				

Date	W/L	Score	Opponent	Att.
S-08	L	24-27	at Tennessee	68,804
S-16	W	37-7	at Washington	84,982
S-22	W	44-13	Dallas	65,537
S-29	W	35-17	Houston	64,867
O-06	L	25-28	at Jacksonville	65,005
O-20	W	20-10	Tampa Bay	65,523
O-28	W	17-3	NY Giants	65,791
N-03	W	19-13	at Chicago (Champaign, IL)	54,049
N-10	L	13-35	Indianapolis	65,660
N-17	W	38-14	Arizona	64,990
N-25	W	38-17	at San Francisco	67,919
D-01	W	10-3	St. Louis	65,552
D-08	W	27-20	at Seattle	59,862
D-15	W	34-21	Washington	65,615
D-21	W	27-3	at Dallas	63,209
D-28	L	7-10	at NY Giants (OT)	78,782
NFC DIVISIONAL PLAYOFF				
J-11	W	20-6	Atlanta	66,452
NFC CHAMPIONSHIP				
J-19	L	10-27	Tampa Bay	66,713

2001				
Record: 11-5 (1st in NFC East)				
HC: Andy Reid				

Date	W/L	Score	Opponent	Att.
S-09	L	17-20	St. Louis (OT)	66,243
S-23	W	27-3	at Seattle	62,826
S-30	W	40-18	Dallas	66,621
O-07	L	20-21	Arizona	66,360
O-22	W	10-9	at NY Giants	78,821
O-28	L	10-20	Oakland	65,342
N-04	W	21-7	at Arizona	33,430
N-11	W	48-17	Minnesota	65,638
N-18	W	36-3	at Dallas	63,204
N-25	L	3-13	Washington	65,666
N-29	W	23-10	at Kansas City	77,087
D-09	W	24-14	San Diego	65,438
D-16	W	20-6	at Washington	84,936
D-22	L	3-13	at San Francisco	68,124
D-30	W	24-21	NY Giants	65,885
J-06	W	17-13	at Tampa Bay	65,541
NFC WILD CARD				
J-12	W	31-9	Tampa Bay	65,847
NFC DIVISIONAL PLAYOFF				
J-19	W	33-19	at Chicago	66,944
NFC CHAMPIONSHIP				
J-27	L	24-29	at St. Louis	66,502

2000				
Record: 11-5 (2nd in NFC East)				
HC: Andy Reid				

Date	W/L	Score	Opponent	Att.
S-03	W	41-14	at Dallas	62,872
S-10	L	18-33	NY Giants	65,530
S-17	L	3-6	at Green Bay	59,869
S-24	W	21-7	at New Orleans	64,900
O-01	W	38-10	Atlanta	65,424
O-08	L	14-17	Washington	65,491
O-15	W	33-14	at Arizona	38,293
O-22	W	13-9	Chicago	65,553
O-29	L	7-24	at NY Giants	78,087
N-05	W	16-13	Dallas (OT)	65,636
N-12	W	26-23	at Pittsburgh (OT)	56,702
N-19	W	34-9	Arizona	65,356
N-26	W	23-20	at Washington	83,284
D-03	L	13-15	Tennessee	65,639
D-10	W	35-24	at Cleveland	72,318
D-24	W	16-7	Cincinnati	64,902
NFC WILD CARD				
D-31	W	21-3	Tampa Bay	65,813
NFC DIVISIONAL PLAYOFF				
J-07	L	10-20	at NY Giants	78,765

1999				
Record: 5-11 (5th in NFC East)				
HC: Andy Reid				

Date	W/L	Score	Opponent	Att.
S-12	L	24-25	Arizona	64,113
S-19	L	5-19	Tampa Bay	64,285
S-26	L	0-26	at Buffalo	70,872
O-03	L	15-16	at NY Giants	77,959
O-10	W	13-10	Dallas	66,669
O-17	W	20-16	at Chicago	66,944
O-24	L	13-16	at Miami	73,975
O-31	L	17-23	NY Giants (OT)	66,481
N-07	L	7-33	at Carolina	62,569
N-14	W	35-28	Washington	66,591
N-21	L	17-44	Indianapolis	65,521
N-28	L	17-20	at Wash. (OT)	74,741
D-05	L	17-21	at Arizona	46,550
D-12	L	10-20	at Dallas	64,086
D-19	W	24-9	New England	65,475
J-02	W	38-31	St. Louis	60,700

1998				
Record: 3-13 (5th in NFC East)				
HC: Ray Rhodes				

Date	W/L	Score	Opponent	Att.
S-06	L	0-38	Seattle	66,418
S-13	L	12-17	at Atlanta	46,456
S-20	L	3-17	at Arizona	36,717
S-27	L	21-24	Kansas City	66,675
O-04	L	16-41	at Denver	73,218
O-11	W	17-12	Washington	66,183
O-18	L	10-13	at San Diego	56,967
N-02	L	0-34	Dallas	67,002
N-08	W	10-9	Detroit	66,785
N-15	L	3-28	at Washington	67,704
N-22	L	0-20	at NY Giants	65,763
N-29	L	16-24	at Green Bay	59,862
D-03	W	17-14	St. Louis	66,155
D-13	L	17-20	Arizona (OT)	62,176
D-20	L	9-13	at Dallas	62,722
D-27	L	10-20	NY Giants	66,596

1997				
Record: 6-9-1 (3rd in NFC East)				
HC: Ray Rhodes				

Date	W/L	Score	Opponent	Att.
A-31	L	17-31	at NY Giants	70,296
S-07	W	10-9	Green Bay	66,803
S-15	L	20-21	at Dallas	63,942
S-28	L	19-28	at Minnesota	55,149
O-05	W	24-10	Washington	67,008
O-12	L	21-38	at Jacksonville	69,150
O-19	W	13-10	Arizona (OT)	66,860
O-26	W	13-12	Dallas	67,106
N-02	L	21-31	at Arizona	39,549
N-10	L	12-24	San Francisco	67,133
N-16	T	10-10	at Baltimore (OT)	63,546
N-23	W	23-20	Pittsburgh	67,166
N-30	W	44-42	Cincinnati	66,623
D-07	L	21-31	NY Giants	67,084
D-14	L	17-20	at Atlanta	42,866
D-21	L	32-35	at Washington	75,939

YEAR-BY-YEAR RESULTS



1996				
Record: 10-6 (2nd in NFC East)				
HC: Ray Rhodes				

Date	W/L	Score	Opponent	Att.
S-01	W	17-14	at Washington	53,415
S-09	L	13-39	at Green Bay	60,666
S-15	W	24-17	Detroit	66,007
S-22	W	33-18	at Atlanta	40,107
S-30	L	19-23	Dallas	67,201
O-13	W	19-10	at NY Giants	72,729
O-20	W	35-28	Miami	66,240
O-27	W	20-9	Carolina	65,982
N-03	W	31-21	at Dallas	64,952
N-10	L	17-24	Buffalo	66,613
N-17	L	21-26	Washington	66,834
N-24	L	30-36	at Arizona	36,175
D-01	W	24-0	NY Giants	51,468
D-05	L	10-37	at Indianapolis	52,689
D-14	W	21-20	at NY Jets	29,178
D-22	W	29-19	Arizona	63,658
NFC WILD CARD				
D-29	L	0-14	at San Francisco	56,460

1995				
Record: 10-6 (2nd in NFC East)				
HC: Ray Rhodes				

Date	W/L	Score	Opponent	Att.
S-03	L	6-21	Tampa Bay	66,266
S-10	W	31-19	at Arizona	45,004
S-17	L	21-27	San Diego	63,081
S-24	L	17-48	at Oakland	48,875
O-01	W	15-10	at New Orleans	43,938
O-08	W	37-34	Washington (OT)	65,498
O-15	W	17-14	at NY Giants	74,252
O-29	W	20-9	St. Louis	62,172
N-06	L	12-34	at Dallas	64,876
N-12	W	31-13	Denver	60,842
N-19	W	28-19	NY Giants	63,562
N-26	W	14-7	at Washington	50,539
D-03	L	14-26	at Seattle	39,893
D-10	W	20-17	Dallas	66,198
D-17	W	21-20	Arizona	62,076
D-24	L	14-20	at Chicago	52,391
NFC WILD CARD				
D-30	W	58-37	Detroit	66,492
NFC DIVISIONAL PLAYOFF				
J-07	L	11-30	at Dallas	64,371

1994				
Record: 7-9 (4th in NFC East)				
HC: Rich Kotite				

Date	W/L	Score	Opponent	Att.
S-04	L	23-28	at NY Giants	76,130
S-12	W	30-22	Chicago	64,890
S-18	W	13-7	Green Bay	63,922
O-02	W	40-8	at San Francisco	64,843
O-09	W	21-17	Washington	63,947
O-16	L	13-24	at Dallas	64,703
O-24	W	21-6	Houston	65,233
O-30	W	31-29	at Washington	53,530
N-06	W	17-7	Arizona	64,952
N-13	L	7-26	Cleveland	65,233
N-20	L	6-12	at Arizona	62,779
N-27	L	21-28	at Atlanta	60,008
D-04	L	19-31	Dallas	65,974
D-11	L	3-14	at Pittsburgh	55,474
D-18	L	13-16	NY Giants	64,540
D-24	L	30-33	at Cincinnati	39,923

1993				
Record: 8-8 (3rd in NFC East)				
HC: Rich Kotite				

Date	W/L	Score	Opponent	Att.
S-05	W	23-17	Phoenix	59,831
S-12	W	20-17	at Green Bay	59,061
S-19	W	34-31	Washington	65,435
O-03	W	35-30	at NY Jets	72,593
O-10	L	6-17	Chicago	63,601
O-17	L	10-21	at NY Giants	76,050
O-31	L	10-23	Dallas	61,912
N-07	L	3-16	at Phoenix	46,663
N-14	L	14-19	Miami	64,213
N-21	L	3-7	NY Giants	62,928
N-28	W	17-14	at Washington	46,663
D-06	L	17-23	at Dallas	64,521
D-12	L	7-10	Buffalo	60,769
D-19	W	20-10	at Indianapolis	44,952
D-26	W	37-26	New Orleans	50,085
J-03	W	37-34	at San Fran. (OT)	61,653

1992				
Record: 11-5 (2nd in NFC East)				
HC: Rich Kotite				

Date	W/L	Score	Opponent	Att.
S-06	W	15-13	New Orleans	65,513
S-13	W	31-14	at Phoenix	42,533
S-20	W	30-0	Denver	65,833
O-05	W	31-7	Dallas	66,572
O-11	L	17-24	at Kansas City	76,626
O-18	L	12-16	at Washington	56,380
O-25	W	7-3	Phoenix	64,676
N-01	L	10-20	at Dallas	65,012
N-08	W	31-10	L.A. Raiders	65,388
N-15	L	24-27	at Green Bay (Milwaukee, WI)	52,689
N-22	W	47-34	at NY Giants	68,153
N-29	L	14-20	at San Francisco	64,374
D-06	W	28-17	Minnesota	65,280
D-13	W	20-17	at Seattle (OT)	47,492
D-20	W	17-13	Washington	65,841
D-27	W	20-10	NY Giants	64,266
NFC WILD CARD				
J-03	W	36-20	at New Orleans	68,893
NFC DIVISIONAL PLAYOFF				
J-10	L	10-34	at Dallas	63,721

1991				
Record: 10-6 (3rd in NFC East)				
HC: Rich Kotite				

Date	W/L	Score	Opponent	Att.
S-01	W	20-3	at Green Bay	58,991
S-08	L	10-26	Phoenix	63,818
S-15	W	24-0	at Dallas	62,656
S-22	W	23-14	Pittsburgh	65,511
S-30	L	0-23	at Washington	55,198
O-06	L	13-14	at Tampa Bay	41,219
O-13	L	6-13	New Orleans	64,224
O-27	L	7-23	San Francisco	65,796
N-04	W	30-7	NY Giants	65,816
N-10	W	32-30	at Cleveland	72,086
N-17	W	17-10	Cincinnati	63,189
N-24	W	34-14	at Phoenix	37,307
D-02	W	13-6	at Houston	62,141
D-08	W	19-14	at NY Giants	76,099
D-15	L	13-25	Dallas	65,854
D-22	W	24-22	Washington	58,988

YEAR-BY-YEAR RESULTS



1990				
Record: 10-6 (2nd in NFC East)				
HC: Buddy Ryan				

Date	W/L	Score	Opponent	Att.
S-09	L	20-27	at NY Giants	76,202
S-16	L	21-23	Phoenix	64,396
S-23	W	27-21	at LA Rams	63,644
S-30	L	23-24	Indianapolis	62,067
O-15	W	32-24	Minnesota	66,296
O-21	L	7-13	at Washington	53,567
O-28	W	21-20	at Dallas	62,605
N-04	W	48-20	New England	65,514
N-12	W	28-14	Washington	65,857
N-18	W	24-23	at Atlanta	53,755
N-25	W	31-13	NY Giants	66,706
D-02	L	23-30	at Buffalo	79,320
D-09	L	20-23	at Miami (OT)	67,034
D-16	W	31-0	Green Bay	65,627
D-23	W	17-3	Dallas	63,895
D-29	W	23-21	at Phoenix	31,796
NFC WILD CARD				
J-05	L	6-20	Washington	65,287

1989				
Record: 11-5 (2nd in NFC East)				
HC: Buddy Ryan				

Date	W/L	Score	Opponent	Att.
S-10	W	31-7	Seattle	64,287
S-17	W	42-37	at Washington	53,493
S-24	L	28-38	San Francisco	66,042
O-02	L	13-27	at Chicago	66,625
O-08	W	21-19	NY Giants	65,688
O-15	W	17-5	at Phoenix	42,620
O-22	W	10-7	LA Raiders	64,019
O-29	W	28-24	at Denver	75,065
N-05	L	17-20	at San Diego	47,019
N-12	L	3-10	Washington	65,443
N-19	W	10-9	Minnesota	65,944
N-23	W	27-0	at Dallas	54,444
D-03	W	24-17	at NY Giants	74,809
D-10	W	20-10	Dallas	59,842
D-18	L	20-30	at New Orleans	59,218
D-24	W	31-14	Phoenix	43,287
NFC WILD CARD				
D-31	L	7-21	LA Rams	57,869

1988				
Record: 10-6 (1st in NFC East)				
HC: Buddy Ryan				

Date	W/L	Score	Opponent	Att.
S-04	W	41-14	at Tampa Bay	43,502
S-11	L	24-28	Cincinnati	43,502
S-18	L	10-17	at Washington	53,920
S-25	L	21-23	at Minnesota	56,012
O-02	W	32-23	Houston	64,692
O-10	W	24-13	NY Giants	63,736
O-16	L	3-19	at Cleveland	78,787
O-23	W	24-23	Dallas	66,309
O-30	L	24-27	Atlanta	60,091
N-06	W	30-24	LA Rams	65,624
N-13	W	27-26	at Pittsburgh	46,026
N-20	W	23-17	at NY Giants (OT)	43,621
N-27	W	31-21	Phoenix	57,918
D-04	L	19-20	Washington	65,947
D-10	W	23-17	at Phoenix	54,832
D-18	W	23-7	at Dallas	46,131
NFC DIVISIONAL PLAYOFF				
D-31	L	12-20	at Chicago	65,534

1987				
Record: 7-8 (4th in NFC East)				
HC: Buddy Ryan				

Date	W/L	Score	Opponent	Att.
S-13	L	24-34	at Washington	52,188
S-20	W	27-17	New Orleans	57,485
O-04	L	3-35	Chicago	4,074
O-11	L	22-41	at Dallas	40,622
O-18	L	10-16	at Green Bay (OT)	35,842
O-25	W	37-20	Dallas	61,630
N-01	W	28-23	at St. Louis	24,586
N-08	W	31-27	Washington	63,609
N-15	L	17-20	NY Giants	66,172
N-22	L	19-31	St. Louis	55,592
N-29	W	34-31	at New Eng. (OT)	54,198
D-06	L	20-23	at NY Giants (OT)	65,874
D-13	L	10-28	Miami	63,841
D-20	W	38-27	at NY Jets	30,572
D-27	W	17-7	Buffalo	57,547

1986				
Record: 5-10-1 (4th in NFC East)				
HC: Buddy Ryan				

Date	W/L	Score	Opponent	Att.
S-07	L	14-41	at Washington	53,982
S-14	L	10-13	at Chicago (OT)	65,130
S-21	L	7-33	Denver	63,839
S-28	W	34-20	LA Rams	65,646
O-05	W	16-0	at Atlanta	57,104
O-12	L	3-35	at NY Giants	74,221
O-19	L	14-17	Dallas	68,572
O-26	W	23-7	San Diego	41,469
N-02	L	10-13	at St. Louis	33,051
N-09	L	14-17	NY Giants	60,601
N-16	L	11-13	Detroit	54,568
N-23	L	20-24	at Seattle	55,786
N-30	W	33-27	at LA Raiders (OT)	53,338
D-07	T	10-10	St. Louis (OT)	50,148
D-14	W	23-21	at Dallas	46,117
D-21	L	14-21	Washington	61,816

1985				
Record: 7-9 (4th in NFC East)				
HC: M. Campbell (15), Fred Bruney (1)				

Date	W/L	Score	Opponent	Att.
S-08	L	0-21	at NY Giants	76,141
S-15	L	6-17	LA Rams	60,920
S-22	W	19-6	at Washington	53,748
S-29	L	10-16	NY Giants (OT)	66,696
O-06	L	21-23	at New Orleans	56,364
O-13	W	30-7	St. Louis	48,186
O-20	W	16-14	Dallas	70,114
O-27	W	21-17	Buffalo	60,987
N-03	L	13-24	at San Francisco	58,383
N-10	W	23-17	Atlanta (OT)	63,691
N-17	W	24-14	at St. Louis	39,032
N-24	L	17-34	at Dallas	54,047
D-01	L	23-28	Minnesota	54,688
D-08	L	12-17	Washington	60,737
D-15	L	14-20	at San Diego	45,569
D-22	W	37-35	at Minnesota	49,722

Note: Sep. 27 game at San Francisco canceled due to the NFL players' strike ... Games from Oct. 4 - Oct. 18 were played with replacement players during the strike

YEAR-BY-YEAR RESULTS



1984				
Record: 6-9-1 (5th in NFC East)				
HC: Marion Campbell				

Date	W/L	Score	Opponent	Att.
S-02	L	27-28	at NY Giants	71,520
S-09	W	19-17	Minnesota	55,942
S-16	L	17-23	at Dallas	64,521
S-23	L	9-21	San Francisco	62,771
S-30	L	0-20	at Washington	53,064
O-07	W	27-17	at Buffalo	37,555
O-14	W	16-7	Indianapolis	50,277
O-21	W	24-10	NY Giants	64,677
O-28	L	14-34	St. Louis	54,310
N-04	T	23-23	at Detroit (OT)	59,141
N-11	L	23-24	at Miami	70,227
N-18	W	16-10	Washington	63,117
N-25	L	16-17	at St. Louis	39,858
D-02	L	10-26	Dallas	66,322
D-09	W	27-17	New England	41,581
D-16	L	10-26	at Atlanta	15,582

1983				
Record: 5-11 (4th in NFC East)				
HC: Marion Campbell				

Date	W/L	Score	Opponent	Att.
S-03	W	22-17	at San Francisco	55,775
S-11	L	13-23	Washington	69,542
S-18	W	13-10	at Denver	74,202
S-25	L	11-14	St. Louis	64,465
O-02	W	28-24	at Atlanta	50,621
O-09	W	17-13	at NY Giants	73,291
O-16	L	7-37	at Dallas	63,070
O-23	L	6-7	Chicago	45,263
O-30	L	21-22	Baltimore	59,150
N-06	L	20-27	Dallas	71,236
N-13	L	14-17	at Chicago	47,524
N-20	L	0-23	NY Giants	57,977
N-27	L	24-28	at Washington	54,324
D-04	W	13-9	LA Rams	32,867
D-11	L	17-20	New Orleans (OT)	45,182
D-18	L	7-31	at St. Louis	21,902

1982				
Record: 3-6 (13th in NFC)				
HC: Dick Vermeil				

Date	W/L	Score	Opponent	Att.
S-12	L	34-37	Washington (OT)	68,885
S-19	W	24-21	at Cleveland	78,830
N-21	L	14-18	Cincinnati	65,172
N-28	L	9-13	at Washington	48,313
D-05	L	20-23	St. Louis	63,622
D-11	L	7-23	at NY Giants	66,053
D-19	W	35-14	Houston	44,119
D-26	W	24-20	at Dallas	46,199
J-02	L	24-26	NY Giants	55,797

Note: A 57-day strike by the players reduced the schedule from 16 weeks to nine

1981				
Record: 10-6 (2nd in NFC East)				
HC: Dick Vermeil				

Date	W/L	Score	Opponent	Att.
S-06	W	24-10	at NY Giants	72,459
S-13	W	13-3	New England	71,089
S-17	W	20-14	at Buffalo	78,331
S-27	W	36-13	Washington	70,664
O-05	W	16-13	Atlanta	71,488
O-11	W	31-14	at New Orleans	52,728
O-18	L	23-35	at Minnesota	45,459
O-25	W	20-10	Tampa Bay	70,714
N-01	L	14-17	Dallas	72,111
N-08	W	52-10	at St. Louis	48,421
N-15	W	38-13	Baltimore	68,613
N-22	L	10-20	NY Giants	66,327
N-30	L	10-13	at Miami	67,797
D-06	L	13-15	at Washington	52,206
D-13	L	10-21	at Dallas	64,955
D-20	W	38-0	St. Louis	56,636
NFC WILD CARD				
D-27	L	21-27	NY Giants	71,611

1980				
Record: 12-4 (1st in NFC East)				
HC: Dick Vermeil				

Date	W/L	Score	Opponent	Att.
S-07	W	27-6	Denver	70,307
S-14	W	42-7	at Minnesota	46,460
S-22	W	35-3	NY Giants	70,767
S-28	L	14-24	at St. Louis	49,079
O-05	W	24-14	Washington	69,044
O-12	W	31-16	at NY Giants	71,051
O-19	W	17-10	Dallas	70,696
O-26	W	17-14	Chicago	68,752
N-02	W	27-20	at Seattle	61,046
N-09	W	34-21	at New Orleans	44,340
N-16	W	24-0	at Washington	51,897
N-23	W	10-7	Oakland	68,585
N-30	L	21-22	at San Diego	51,760
D-07	L	17-20	Atlanta	70,205
D-14	W	17-3	St. Louis	68,969
D-21	L	27-35	at Dallas	62,548
NFC DIVISIONAL PLAYOFF				
J-03	W	31-16	Minnesota	68,434
NFC CHAMPIONSHIP GAME				
J-11	W	20-7	Dallas	70,696
SUPER BOWL XV (New Orleans, LA)				
J-25	L	10-27	Oakland	75,500

1979				
Record: 11-5 (2nd in NFC East)				
HC: Dick Vermeil				

Date	W/L	Score	Opponent	Att.
S-02	W	23-17	NY Giants	67,366
S-10	L	10-14	Atlanta	66,935
S-16	W	26-14	at New Orleans	54,212
S-23	W	17-13	at NY Giants	74,265
S-30	W	17-14	Pittsburgh	70,352
O-07	W	28-17	Washington	69,142
O-14	W	24-20	at St. Louis	48,367
O-21	L	7-17	at Washington	54,442
O-28	L	13-37	at Cincinnati	42,036
N-04	L	19-24	Cleveland	69,019
N-12	W	31-21	at Dallas	62,417
N-18	W	16-13	St. Louis	70,235
N-25	W	21-10	at Green Bay	50,023
D-02	W	44-7	Detroit	66,128
D-08	L	17-24	Dallas	71,434
D-16	W	26-20	at Houston	49,407
NFC WILD CARD				
D-23	W	27-17	Chicago	69,397
NFC DIVISIONAL PLAYOFF				
D-29	L	17-24	at Tampa Bay	71,402

YEAR-BY-YEAR RESULTS



1978				
Record: 9-7 (2nd in NFC East)				
HC: Dick Vermeil				

Date	W/L	Score	Opponent	Att.
S-03	L	14-16	LA Rams	64,721
S-10	L	30-35	at Washington	54,380
S-17	W	24-17	at New Orleans	49,242
S-24	W	17-3	Miami	62,998
O-01	W	17-14	at Baltimore	47,639
O-08	L	14-24	at New England	61,016
O-15	W	17-10	Washington	65,722
O-22	L	7-14	at Dallas	60,525
O-29	L	10-16	St. Louis	62,989
N-05	W	10-3	Green Bay	64,214
N-12	W	17-9	NY Jets	60,249
N-19	W	19-17	at NY Giants	70,318
N-26	W	14-10	at St. Louis	39,693
D-03	L	27-28	at Minnesota	38,722
D-10	L	13-31	Dallas	64,667
D-17	W	20-3	NY Giants	56,396
NFC WILD CARD				
D-24	L	13-14	at Atlanta	49,447

1977				
Record: 5-9 (4th in NFC East)				
HC: Dick Vermeil				

Date	W/L	Score	Opponent	Att.
S-18	W	13-3	Tampa Bay	61,549
S-25	L	0-20	at LA Rams	46,031
O-02	L	13-17	at Detroit	57,236
O-09	W	28-10	at NY Giants	48,824
O-16	L	17-21	St. Louis	60,535
O-23	L	10-16	Dallas	65,507
O-30	L	17-23	at Washington	55,031
N-06	W	28-7	New Orleans	53,482
N-13	L	14-17	Washington	60,702
N-20	L	16-21	at St. Louis	48,768
N-27	L	6-14	at New England	57,893
D-04	L	14-24	at Dallas	60,289
D-11	W	17-14	NY Giants	47,731
D-18	W	27-0	NY Jets	19,241

1976				
Record: 4-10 (4th in NFC East)				
HC: Dick Vermeil				

Date	W/L	Score	Opponent	Att.
S-12	L	7-27	at Dallas	55,530
S-19	W	20-7	NY Giants	60,643
S-27	L	17-20	Washington (OT)	60,131
O-03	W	14-13	at Atlanta	45,535
O-10	L	14-33	St. Louis	44,933
O-17	L	13-28	at Green Bay	55,398
O-24	L	12-31	Minnesota	56,233
O-31	W	10-0	at NY Giants	68,690
N-07	L	14-17	at St. Louis	60,760
N-14	L	3-24	at Cleveland	62,120
N-21	L	7-26	Oakland	62,133
N-28	L	0-24	at Washington	54,292
D-05	L	7-26	Dallas	55,072
D-12	W	27-10	Seattle	37,949

1975				
Record: 4-10 (5th in NFC East)				
HC: Mike McCormack				

Date	W/L	Score	Opponent	Att.
S-21	L	14-23	NY Giants	60,798
S-28	L	13-15	at Chicago	54,392
O-05	W	26-10	Washington	64,397
O-12	L	16-24	at Miami	60,127
O-19	L	20-31	at St. Louis	45,242
O-26	L	17-20	Dallas	64,889
N-03	L	3-42	LA Rams	64,601
N-09	L	23-24	St. Louis	60,277
N-16	W	13-10	at NY Giants	53,434
N-23	L	17-27	at Dallas	57,893
N-30	W	27-17	San Francisco	56,694
D-07	L	0-31	Cincinnati	56,984
D-14	L	10-25	at Denver	37,080
D-21	W	26-3	at Washington	49,385

1974				
Record: 7-7 (4th in NFC East)				
HC: Mike McCormack				

Date	W/L	Score	Opponent	Att.
S-15	L	3-7	at St. Louis	40,322
S-23	W	13-10	Dallas	64,088
S-29	W	30-10	Baltimore	64,205
O-06	W	13-7	at San Diego	36,124
O-13	W	35-7	NY Giants	64,801
O-20	L	24-31	at Dallas	43,586
O-27	L	10-14	at New Orleans	64,257
N-03	L	0-27	at Pittsburgh	47,996
N-10	L	20-27	Washington	65,947
N-17	L	3-13	St. Louis	61,982
N-24	L	7-26	at Washington	54,395
D-01	W	36-14	Green Bay	42,030
D-08	W	20-7	at NY Giants	46,889
D-15	W	28-17	Detroit	57,157

1973				
Record: 5-8-1 (3rd in NFC East)				
HC: Mike McCormack				

Date	W/L	Score	Opponent	Att.
S-16	L	23-34	St. Louis	61,103
S-23	T	23-23	at NY Giants	62,289
S-30	L	7-28	Washington	64,147
O-07	L	26-27	at Buffalo	72,364
O-14	W	27-24	at St. Louis	44,400
O-21	L	21-28	at Minnesota	47,478
O-28	W	30-16	Dallas	63,300
N-04	W	24-23	New England	65,070
N-11	L	27-44	Atlanta	63,114
N-18	L	10-31	at Dallas	59,375
N-25	W	20-16	NY Giants	63,086
D-02	L	28-38	at San Francisco	51,155
D-09	W	24-23	NY Jets	34,621
D-16	L	20-38	at Washington	49,484

YEAR-BY-YEAR RESULTS



1972				
Record: 2-11-1 (5th in NFC East)				
HC: Ed Khayat				

Date	W/L	Score	Opponent	Att.
S-17	L	6-28	at Dallas	58,850
S-24	L	17-27	Cleveland	65,720
O-02	L	12-27	NY Giants	65,720
O-08	L	0-14	at Washington	53,039
O-15	L	3-34	LA Rams	65,720
O-22	W	21-20	at Kansas City	78,389
O-29	L	3-21	at New Orleans	65,664
N-05	T	6-6	St. Louis	65,720
N-12	W	18-17	at Houston	34,175
N-19	L	7-28	Dallas	65,720
N-26	L	10-62	at NY Giants	62,586
D-03	L	7-23	Washington	65,720
D-10	L	12-21	Chicago	65,720
D-17	L	23-24	at St. Louis	34,827

1971				
Record: 6-7-1 (3rd in NFC East)				
HC: Jerry Williams (3), Ed Khayat (11)				

Date	W/L	Score	Opponent	Att.
S-19	L	14-37	at Cincinnati	55,880
S-26	L	7-42	Dallas	65,358
O-03	L	3-31	San Francisco	65,358
O-10	L	0-13	Minnesota	65,358
O-17	L	10-34	at Oakland	54,615
O-24	W	23-7	NY Giants	65,358
O-31	W	17-16	Denver	65,358
N-07	T	7-7	at Washington	53,041
N-14	L	7-20	at Dallas	60,178
N-21	W	37-20	at St. Louis	48,658
N-28	L	13-20	Washington	65,358
D-05	W	23-20	at Detroit	54,418
D-12	W	19-7	St. Louis	65,358
D-19	W	41-28	at NY Giants	62,774

1970				
Record: 3-10-1 (5th in NFC East)				
HC: Jerry Williams				

Date	W/L	Score	Opponent	Att.
S-20	L	7-17	Dallas	59,728
S-27	L	16-20	at Chicago	53,643
O-04	L	21-33	Washington	60,658
O-11	L	23-30	at NY Giants	62,820
O-18	L	20-35	St. Louis	59,002
O-25	L	17-30	at Green Bay (Milwaukee, WI)	48,022
N-01	L	17-21	at Dallas	55,736
N-08	W	24-17	Miami	58,171
N-15	T	13-13	Atlanta	55,425
N-23	W	23-20	NY Giants	59,117
N-29	L	14-23	at St. Louis	46,581
D-06	L	10-29	at Baltimore	60,240
D-13	L	6-24	at Washington	50,415
D-20	W	30-20	Pittsburgh	55,252

1969				
Record: 4-9-1 (4th in Capitol)				
HC: Jerry Williams				

Date	W/L	Score	Opponent	Att.
S-21	L	20-27	Cleveland	60,658
S-28	W	41-27	Pittsburgh	60,658
O-05	L	7-38	Dallas	60,658
O-13	L	20-24	at Baltimore	56,864
O-19	L	14-49	at Dallas	71,509
O-26	W	13-10	New Orleans	60,658
N-02	W	23-20	at NY Giants	62,912
N-09	T	28-28	at Washington	50,502
N-16	L	17-23	LA Rams	60,658
N-23	W	34-30	at St. Louis	45,512
N-30	L	17-26	at New Orleans	72,805
D-07	L	29-34	Washington	60,658
D-14	L	3-27	Atlanta	60,658
D-21	L	13-14	at San Francisco	25,391

1968				
Record: 2-12 (4th in Capitol)				
HC: Joe Kuharich				

Date	W/L	Score	Opponent	Att.
S-15	L	13-30	at Green Bay	50,861
S-22	L	25-34	NY Giants	60,858
S-29	L	13-45	Dallas	60,858
O-06	L	14-17	at Washington	50,816
O-13	L	14-34	at Dallas	72,083
O-20	L	16-29	Chicago	60,858
O-27	L	3-6	at Pittsburgh	26,908
N-03	L	17-45	St. Louis	59,208
N-10	L	10-16	Washington	59,133
N-17	L	6-7	at NY Giants	62,896
N-24	L	13-47	at Cleveland	62,338
N-28	W	12-0	at Detroit	47,909
D-08	W	29-17	New Orleans	57,128
D-15	L	17-24	Minnesota	54,530

1967				
Record: 6-7-1 (2nd in Capitol)				
HC: Joe Kuharich				

Date	W/L	Score	Opponent	Att.
S-17	W	35-24	Washington	60,709
S-24	L	6-38	Baltimore	60,755
O-01	W	34-24	Pittsburgh	60,335
O-08	W	38-7	at Atlanta	53,868
O-15	L	27-28	San Francisco	60,825
O-22	L	14-48	at St. Louis	46,562
O-29	W	21-14	Dallas	60,740
N-05	L	24-31	at New Orleans	59,596
N-12	L	17-33	at LA Rams	57,628
N-19	W	48-21	New Orleans	60,751
N-26	L	7-44	at NY Giants	63,027
D-03	T	35-35	at Washington	50,451
D-10	L	17-38	at Dallas	55,834
D-17	W	28-24	Cleveland	60,658

1966				
Record: 9-5 (T-2nd in Eastern)				
HC: Joe Kuharich				

Date	W/L	Score	Opponent	Att.
S-11	L	13-16	at St. Louis	39,066
S-18	W	23-10	Atlanta	54,049
S-25	W	35-17	NY Giants	60,177
O-02	L	10-41	St. Louis	59,305
O-09	L	7-56	at Dallas	69,372
O-16	W	31-14	at Pittsburgh	28,233
O-23	W	31-3	at NY Giants	63,018
O-30	L	13-27	Washington	60,652
N-06	W	24-23	Dallas	60,658
N-13	L	7-27	at Cleveland	77,968
N-20	W	35-34	at San Francisco	31,993
D-04	W	27-23	Pittsburgh	54,275
D-11	W	33-21	Cleveland	58,074
D-18	W	37-28	at Washington	50,405
PLAYOFF BOWL (Miami, FL)				
J-08	L	14-20	Baltimore	58,088

1965				
Record: 5-9 (T-5th in Eastern)				
HC: Joe Kuharich				

Date	W/L	Score	Opponent	Att.
S-19	W	34-27	St. Louis	54,260
S-26	L	14-16	NY Giants	57,154
O-03	L	17-35	Cleveland	60,759
O-10	W	35-24	at Dallas	56,249
O-17	L	27-35	at NY Giants	62,815
O-24	L	14-20	Pittsburgh	56,515
O-31	L	21-23	at Washington	50,301
N-07	L	34-38	at Cleveland	72,807
N-14	W	21-14	Washington	60,444
N-21	L	24-34	at Baltimore	60,238
N-28	W	28-24	at St. Louis	28,706
D-05	L	19-21	Dallas	54,714
D-12	W	47-13	at Pittsburgh	22,002
D-19	L	28-35	Detroit	56,718

1964				
Record: 6-8 (T-3rd in Eastern)				
HC: Joe Kuharich				

Date	W/L	Score	Opponent	Att.
S-13	W	38-7	NY Giants	60,671
S-20	L	24-28	San Francisco	57,353
S-27	L	20-28	Cleveland	60,671
O-04	W	21-7	Pittsburgh	59,354
O-11	L	20-35	at Washington	49,219
O-18	W	23-17	at NY Giants	62,978
O-25	W	34-10	at Pittsburgh	38,393
N-01	L	10-21	Washington	60,671
N-08	L	10-20	at LA Rams	53,994
N-15	W	17-14	at Dallas	55,972
N-22	L	13-38	St. Louis	60,671
N-29	L	24-38	at Cleveland	79,289
D-06	W	24-14	Dallas	60,671
D-13	L	34-36	at St. Louis	24,636

YEAR-BY-YEAR RESULTS



1963				
Record: 2-10-2 (7th in Eastern)				
HC: Nick Skorich				

Date	W/L	Score	Opponent	Att.
S-15	T	21-21	Pittsburgh	58,205
S-22	L	24-28	St. Louis	60,671
S-29	L	14-37	NY Giants	60,671
O-06	W	24-21	Dallas	60,671
O-13	W	37-24	at Washington	49,219
O-20	L	7-37	at Cleveland	75,174
O-27	L	7-16	at Chicago	48,514
N-03	L	17-23	Cleveland	60,671
N-10	L	14-42	at NY Giants	62,936
N-17	L	20-27	at Dallas	23,694
N-24	L	10-13	Washington	60,671
D-01	T	20-20	at Pittsburgh	16,721
D-08	L	14-38	at St. Louis	15,979
D-15	L	13-34	Minnesota	57,403

1962				
Record: 3-10-1 (7th in Eastern)				
HC: Nick Skorich				

Date	W/L	Score	Opponent	Att.
S-16	L	21-27	St. Louis	60,671
S-23	L	13-29	NY Giants	60,671
S-30	W	35-7	Cleveland	60,671
O-06	L	7-13	at Pittsburgh	23,164
O-14	L	19-41	at Dallas	18,645
O-21	L	21-27	Washington	60,671
O-28	L	21-31	at Minnesota	30,071
N-04	T	14-14	at Cleveland	63,848
N-11	L	0-49	Green Bay	60,671
N-18	L	14-19	at NY Giants	62,705
N-25	W	28-14	Dallas	58,070
D-02	W	37-14	at Washington	32,229
D-09	L	17-26	Pittsburgh	60,671
D-16	L	35-45	at St. Louis	14,989

1961				
Record: 10-4 (2nd in Eastern)				
HC: Nick Skorich				

Date	W/L	Score	Opponent	Att.
S-17	W	27-20	Cleveland	60,671
S-24	W	14-7	Washington	50,108
O-01	L	27-30	St. Louis	59,399
O-08	W	21-16	Pittsburgh	60,671
O-15	W	20-7	at St. Louis	20,262
O-22	W	43-7	at Dallas	25,000
O-29	W	27-24	at Washington	31,066
N-05	W	16-14	Chicago	60,671
N-12	L	21-38	at NY Giants	62,800
N-19	L	24-45	at Cleveland	68,399
N-26	W	35-13	Dallas	60,127
D-03	W	35-24	at Pittsburgh	21,653
D-10	L	24-28	NY Giants	60,671
D-17	W	27-24	at Detroit	44,231

PLAYOFF BOWL (Miami, FL)

J-06	L	10-38	Detroit	25,612
------	---	-------	---------	--------

1960				
Record: 10-2 (1st in Eastern)				
HC: Buck Shaw				

Date	W/L	Score	Opponent	Att.
S-25	L	24-41	Cleveland	56,303
S-30	W	27-25	at Dallas	18,500
O-09	W	31-27	St. Louis	33,701
O-16	W	28-10	Detroit	38,065
O-23	W	31-29	at Cleveland	64,850
N-06	W	34-7	Pittsburgh	58,324
N-13	W	19-13	Washington	39,361
N-20	W	17-10	at New York	63,571
N-27	W	31-23	New York	60,547
D-04	W	20-6	at St. Louis	21,358
D-11	L	21-27	at Pittsburgh	22,101
D-18	W	38-28	at Washington	20,558

NFL CHAMPIONSHIP

D-26	W	17-13	Green Bay	67,325
------	---	-------	-----------	--------

1959				
Record: 7-5 (T-2nd in Eastern)				
HC: Buck Shaw				

Date	W/L	Score	Opponent	Att.
S-27	L	14-24	at San Francisco	41,697
O-04	W	49-21	New York	27,023
O-11	W	28-24	Pittsburgh	27,343
O-18	L	7-24	at New York	68,783
O-25	W	28-24	at Chi. Cardinals	20,112
N-01	W	30-23	Washington	39,854
N-08	L	7-28	at Cleveland	58,275
N-15	W	27-17	Chi. Cardinals	28,887
N-22	W	23-20	Los Angeles	47,425
N-29	L	0-31	at Pittsburgh	22,191
D-06	W	34-14	at Washington	24,325
D-13	L	21-28	Cleveland	45,952

1958				
Record: 2-9-1 (T-5th in Eastern)				
HC: Buck Shaw				

Date	W/L	Score	Opponent	Att.
S-28	L	14-24	Washington	36,850
O-05	W	27-24	New York	23,178
O-12	L	3-24	at Pittsburgh	23,153
O-19	L	24-30	San Francisco	33,110
O-26	L	35-38	at Green Bay	31,043
N-02	T	21-21	at Chi. Cardinals	17,486
N-09	L	24-31	Pittsburgh	26,306
N-16	W	49-21	Chi. Cardinals	18,315
N-23	L	14-28	at Cleveland	51,319
N-30	L	10-24	at New York	35,438
D-07	L	14-21	Cleveland	36,773
D-14	L	0-20	at Washington	22,621

1957				
Record: 4-8 (5th in Eastern)				
HC: Hugh Devore				

Date	W/L	Score	Opponent	Att.
S-29	L	13-17	at Los Angeles	62,506
O-05	L	20-24	New York	28,342
O-13	L	7-24	at Cleveland	53,493
O-20	W	17-7	Cleveland	22,443
O-27	L	0-6	at Pittsburgh	27,016
N-03	W	38-21	at Chi. Cardinals	18,718
N-10	L	16-27	Detroit	29,320
N-17	L	0-13	at New York	42,845
N-24	W	21-12	Washington	20,730
D-01	W	7-6	Pittsburgh	16,364
D-08	L	7-42	at Washington	21,304
D-14	L	27-31	Chi. Cardinals	12,555

1956				
Record: 3-8-1 (6th in Eastern)				
HC: Hugh Devore				

Date	W/L	Score	Opponent	Att.
S-30	L	7-27	at Los Angeles	54,412
O-06	W	13-9	Washington	26,607
O-14	W	35-21	at Pittsburgh	31,375
O-21	L	6-20	Chi. Cardinals	36,545
O-28	L	3-20	at New York	40,960
N-04	L	17-28	at Chi. Cardinals	27,609
N-11	W	14-7	Pittsburgh	22,652
N-18	L	0-16	Cleveland	25,894
N-25	T	10-10	San Francisco	19,326
D-02	L	14-17	at Cleveland	20,654
D-09	L	17-19	at Washington	22,333
D-15	L	7-21	New York	16,562

1955				
Record: 4-7-1 (T-4th in Eastern)				
HC: Jim Trimble				

Date	W/L	Score	Opponent	Att.
S-24	W	27-17	New York	29,597
O-01	L	30-31	Washington	31,891
O-09	L	17-21	at Cleveland	43,974
O-15	L	7-13	at Pittsburgh	33,413
O-23	T	24-24	at Chi. Cardinals	24,620
O-30	W	24-0	Pittsburgh	31,164
N-06	L	21-34	at Washington	25,741
N-13	W	33-17	Cleveland	39,303
N-20	L	7-31	at New York	22,075
N-27	L	21-23	Los Angeles	31,648
D-04	W	27-3	Chi. Cardinals	19,478
D-11	L	10-17	at Chicago Bears	34,783

YEAR-BY-YEAR RESULTS



1954				
Record: 7-4-1 (2nd in Eastern)				
HC: Jim Trimble				

Date	W/L	Score	Opponent	Att.
S-26	W	28-10	Cleveland	26,546
O-03	W	35-16	at Chi. Cardinals	17,084
O-09	W	24-22	Pittsburgh	37,322
O-17	W	49-21	at Washington	22,051
O-23	L	7-17	at Pittsburgh	39,075
O-30	L	14-37	Green Bay	25,378
N-07	W	30-14	Chi. Cardinals	21,963
N-14	L	14-27	at New York	46,565
N-21	L	0-6	at Cleveland	41,537
N-28	W	41-33	Washington	18,517
D-05	T	13-13	at Detroit	54,939
D-12	W	29-14	New York	28,449

1953				
Record: 7-4-1 (2nd in Eastern)				
HC: Jim Trimble				

Date	W/L	Score	Opponent	Att.
S-27	L	21-31	at San Francisco	27,819
O-02	T	21-21	Washington	19,099
O-10	L	13-37	at Cleveland	45,802
O-17	W	23-7	Pittsburgh	18,681
O-25	W	56-17	at Chi. Cardinals	22,064
N-01	W	35-7	at Pittsburgh	27,547
N-08	W	30-7	New York	24,331
N-15	W	45-14	Baltimore	27,813
N-21	W	38-0	Chi. Cardinals	19,402
N-29	L	28-37	at New York	20,294
D-06	L	0-10	at Washington	21,579
D-13	W	42-27	Cleveland	38,654

1952				
Record: 7-5 (T-2nd in American)				
HC: Jim Trimble				

Date	W/L	Score	Opponent	Att.
S-28	W	31-25	at Pittsburgh	22,501
O-04	L	7-31	New York	22,512
O-12	W	26-21	Pittsburgh	18,648
O-19	L	7-49	Cleveland	27,874
O-26	W	14-10	at New York	21,458
N-02	L	10-12	at Green Bay	10,149
N-09	W	38-20	Washington	16,932
N-16	W	10-7	Chi. Cardinals	18,406
N-23	W	28-20	at Cleveland	28,948
N-30	L	22-28	at Chi. Cardinals	13,577
D-07	W	38-21	Dallas Texans	18,376
D-14	L	21-27	at Washington	22,468

1951				
Record: 4-8 (5th in American)				
HC: Bo McMillan (2), Wayne Millner (10)				

Date	W/L	Score	Opponent	Att.
S-30	W	17-14	at Chi. Cardinals	16,129
O-06	W	21-14	San Francisco	23,432
O-14	L	24-37	at Green Bay	18,489
O-21	L	24-26	at NY Giants	28,656
O-28	L	23-27	Washington	20,437
N-04	W	34-13	at Pittsburgh	19,649
N-11	L	17-20	at Cleveland	36,571
N-18	L	10-28	Detroit	25,350
N-25	L	13-17	Pittsburgh	15,537
D-02	W	35-21	at Washington	23,738
D-09	L	7-23	New York Giants	19,322
D-16	L	9-24	Cleveland	16,263

1950				
Record: 6-6 (T-3rd in American)				
HC: Greasy Neale				

Date	W/L	Score	Opponent	Att.
S-16	L	10-35	Cleveland	71,237
S-24	W	45-7	at Chi. Cardinals	24,914
O-07	W	56-20	Los Angeles	24,134
O-15	W	24-14	at Baltimore	14,413
O-22	W	17-10	at Pittsburgh	35,662
O-29	W	35-3	Washington	33,707
N-05	L	7-9	Pittsburgh	24,629
N-12	W	33-0	at Washington	29,407
N-19	L	10-14	Chi. Cardinals	28,368
N-26	L	3-7	at NY Giants	24,093
D-03	L	7-13	at Cleveland	37,490
D-10	L	7-9	New York Giants	26,440

1949				
Record: 11-1 (1st in Eastern)				
HC: Greasy Neale				

Date	W/L	Score	Opponent	Att.
S-22	W	7-0	at NY Bulldogs	4,355
O-03	W	22-14	at Detroit	20,163
O-08	W	28-3	Chi. Cardinals	33,716
O-16	L	21-38	at Chicago Bears	47,248
O-23	W	49-14	Washington	28,602
O-30	W	38-7	at Pittsburgh	37,840
N-06	W	38-14	LA Rams	38,230
N-13	W	44-21	at Washington	31,170
N-20	W	42-0	NY Bulldogs	22,165
N-27	W	34-17	Pittsburgh	22,191
D-04	W	24-3	at NY Giants	25,446
D-11	W	17-3	NY Giants	21,022

NFL CHAMPIONSHIP
D-18 W 14-0 at LA Rams 22,245

1948				
Record: 9-2-1 (1st in Eastern)				
HC: Greasy Neale				

Date	W/L	Score	Opponent	Att.
S-24	L	14-21	at Chi. Cardinals	24,159
O-03	T	28-28	at LA Rams	24,597
O-10	W	45-0	NY Giants	22,804
O-17	W	45-0	at Washington	35,580
O-24	W	12-7	Chicago Bears	36,227
O-31	W	34-7	at Pittsburgh	32,859
N-07	W	35-14	at NY Giants	24,983
N-14	W	45-0	Boston Yanks	22,958
N-21	W	42-21	Washington	36,254
N-28	W	17-0	Pittsburgh	22,001
D-05	L	14-37	at Boston	9,652
D-12	W	45-21	Detroit	15,322

NFL CHAMPIONSHIP
D-19 W 7-0 Chi. Cardinals 28,864

1947				
Record: 8-4 (1st in Eastern)				
HC: Greasy Neale				

Date	W/L	Score	Opponent	Att.
S-28	W	45-42	Washington	35,406
O-05	W	23-0	NY Giants	29,823
O-12	L	7-40	at Chicago Bears	34,338
O-19	L	24-35	at Pittsburgh	33,538
O-26	W	14-7	LA Rams	36,364
N-02	W	38-14	at Washington	36,591
N-09	W	41-24	at NY Giants	29,016
N-16	W	32-0	Boston Yanks	26,498
N-23	L	14-21	at Boston Yanks	15,628
N-30	W	21-0	Pittsburgh	37,218
D-07	L	21-45	Chi. Cardinals	32,322
D-14	W	28-14	Green Bay	24,216

NFC DIVISIONAL PLAYOFF
D-21 W 21-0 at Pittsburgh 35,729

NFL CHAMPIONSHIP
D-28 L 21-28 at Chi. Cardinals 30,759

1946				
Record: 6-5 (2nd in Eastern)				
HC: Greasy Neale				

Date	W/L	Score	Opponent	Att.
S-29	W	25-14	at LA Rams	30,500
O-06	W	49-25	Boston Yanks	33,986
O-13	L	7-19	Green Bay	36,127
O-20	L	14-21	at Chicago Bears	41,221
O-27	W	28-24	at Washington	33,691
N-03	W	24-14	NY Giants	40,059
N-10	L	17-45	at NY Giants	60,874
N-17	L	7-10	at Pittsburgh	38,882
N-24	L	10-27	Washington	36,633
D-01	W	10-7	Pittsburgh	29,943
D-08	W	40-14	at Boston Yanks	29,555

YEAR-BY-YEAR RESULTS



1945				
Record: 7-3 (2nd in Eastern)				
HC: Greasy Neale				

Date	W/L	Score	Opponent	Att.
O-07	W	21-6	Chi. Cardinals	25,581
O-14	L	24-28	at Detroit	22,580
O-21	L	14-24	at Washington	35,550
O-28	W	28-14	Cleveland Rams	38,149
N-04	W	45-3	at Pittsburgh	23,018
N-11	W	38-17	NY Giants	30,047
N-18	W	30-6	Pittsburgh	23,838
N-24	W	16-0	Washington	37,306
D-02	L	21-28	at NY Giants	45,372
D-09	W	35-7	Boston Yanks	27,905

1944				
Record: 7-1-2 (2nd in Eastern)				
HC: Greasy Neale				

Date	W/L	Score	Opponent	Att.
S-26	W	28-7	at Boston Yanks	25,061
O-08	T	31-31	Washington	32,549
O-22	W	38-0	Boston Yanks	24,638
O-29	W	24-17	at NY Giants	42,639
N-05	W	21-7	at Brk. Dodgers	15,289
N-12	T	21-21	NY Giants	33,248
N-19	W	37-7	at Washington	35,540
N-26	L	7-28	Chicago Bears	34,035
D-03	W	34-0	Brk. Dodgers	13,467
D-10	W	26-13	Cleveland Rams	24,123

1943 "STEAGLES"				
Record: 5-4-1 (3rd in Eastern)				
HC: Greasy Neale & Walt Kiesling				

Date	W/L	Score	Opponent	Att.
O-02	W	17-0	Brk. Dodgers	11,131
O-09	W	28-14	NY Giants	15,340
O-17	L	21-48	at Chicago Bears	21,744
O-24	L	14-42	at NY Giants	42,681
O-31	W	34-13	Chi. Cardinals (Pittsburgh, PA)	16,351
N-07	T	14-14	Washington	28,893
N-14	L	7-13	at Brk. Dodgers	7,614
N-21	W	35-34	Detroit (Pitt.)	23,338
N-28	W	27-14	at Washington	35,826
D-05	L	28-38	Green Bay	34,294

1942				
Record: 2-9 (5th in Eastern)				
HC: Greasy Neale				

Date	W/L	Score	Opponent	Att.
S-13	W	24-14	at Pittsburgh	13,349
S-20	L	14-24	at Cleve. Rams (Akron, OH)	6,434
S-27	L	14-35	Brk. Dodgers (Buffalo, NY)	5,286
O-04	L	10-14	Washington	15,500
O-11	L	17-35	at NY Giants	28,264
O-18	L	0-14	Pittsburgh	12,500
O-25	L	14-45	at Chicago Bears	15,372
N-01	L	27-30	at Washington	32,658
N-08	L	0-14	NY Giants	13,600
N-15	W	14-7	at Brk. Dodgers	3,858
N-29	L	0-7	Green Bay	13,700

1941				
Record: 2-8-1 (4th in Eastern)				
HC: Greasy Neale				

Date	W/L	Score	Opponent	Att.
S-13	L	0-24	NY Giants	25,478
S-21	W	10-7	at Pittsburgh	12,893
S-27	L	13-24	Brk. Dodgers	16,341
O-12	L	0-16	at NY Giants	30,842
O-19	L	17-21	Washington	19,071
O-26	W	21-14	Chi. Cardinals	12,683
N-02	L	6-15	at Brk. Dodgers	15,899
N-09	T	7-7	Pittsburgh	15,601
N-16	L	17-21	at Detroit	16,306
N-30	L	14-49	Chicago Bears	32,608
D-07	L	14-20	at Washington	27,102

1940				
Record: 1-10 (5th in Eastern)				
HC: Bert Bell				

Date	W/L	Score	Opponent	Att.
S-15	L	20-27	at Green Bay	11,657
S-22	L	13-21	at Cleve. Rams	15,941
S-28	L	14-20	NY Giants	26,431
O-04	L	17-30	at Brk. Dodgers	24,008
O-13	L	7-17	at NY Giants	30,317
O-20	L	17-34	Washington	25,062
O-26	L	7-21	Brk. Dodgers	6,500
N-10	L	3-7	at Pittsburgh	9,556
N-17	L	0-21	Detroit	6,327
N-28	W	7-0	Pittsburgh	4,200
D-01	L	6-13	at Washington	25,838

1939				
Record: 1-9-1 (T-4th in Eastern)				
HC: Bert Bell				

Date	W/L	Score	Opponent	Att.
S-17	L	0-7	Washington	33,258
S-24	L	3-13	NY Giants	30,600
O-01	T	0-0	Brk. Dodgers	1,880
O-15	L	10-27	at NY Giants	34,471
O-22	L	14-23	at Brk. Dodgers	13,057
N-05	L	6-7	at Washington	20,444
N-12	L	16-23	Green Bay	23,000
N-19	L	14-27	at Chicago Bears	21,398
N-23	W	17-14	Pittsburgh	20,000
N-26	L	12-24	at Pittsburgh	8,788
D-03	L	13-35	at Cleve. Rams (Col. Springs, CO)	9,189

1938				
Record: 5-6 (4th in Eastern)				
HC: Bert Bell				

Date	W/L	Score	Opponent	Att.
S-11	L	23-26	Washington	20,000
S-16	W	27-7	at Pittsburgh (Buffalo, NY)	19,749
S-25	W	14-10	NY Giants	20,000
O-02	L	6-28	Chicago Bears	NA
O-16	L	7-17	at NY Giants	33,187
O-23	L	14-20	at Washington	3,000
O-26	W	7-0	at Chi. Cardinals (Erie, PA)	15,000
N-06	L	7-10	Brk. Dodgers	12,000
N-13	L	14-32	at Brk. Dodgers	13,052
N-20	W	14-7	Pittsburgh Pirates (Charleston, WV)	6,500
D-04	W	21-7	at Detroit	19,000

1937				
Record: 2-8-1 (5th in Eastern)				
HC: Bert Bell				

Date	W/L	Score	Opponent	Att.
S-05	L	14-27	at Pittsburgh	8,588
S-10	L	7-13	Brk. Dodgers	5,221
S-21	L	3-21	Cleveland Rams	3,107
S-28	T	6-6	Chi. Cardinals	3,912
O-03	L	7-16	NY Giants	4,878
O-10	W	14-0	at Washington	7,320
O-17	L	0-21	at NY Giants	20,089
O-24	L	7-10	Washington	6,580
O-31	L	7-16	at Pitt. Pirates	2,772
N-07	W	14-10	at Brk. Dodgers	8,373
N-14	L	7-37	at Green Bay	13,340

YEAR-BY-YEAR RESULTS



1936				
Record: 1-11 (5th in Eastern)				
HC: Bert Bell				

Date	W/L	Score	Opponent	Att.
S-13	W	10-7	NY Giants	20,000
S-20	L	3-26	Boston	20,000
S-27	L	0-17	Chicago Bears	25,000
O-04	L	0-18	at Brk. Dodgers	NA
O-11	L	0-23	Detroit	15,000
O-14	L	0-17	at Pittsburgh	10,042
O-18	L	7-17	at Boston	4,000
O-25	L	17-21	at NY Giants	15,000
N-05	L	0-6	Pittsburgh (Johnstown, PA)	NA
N-08	L	0-13	at Chi. Cardinals	1,500
N-22	L	7-28	Chicago Bears	NA
N-29	L	7-13	Brooklyn Dodgers	NA

1935				
Record: 2-9 (5th in Eastern)				
HC: Lud Wray				

Date	W/L	Score	Opponent	Att.
S-13	L	7-17	Pittsburgh	NA
S-20	L	0-35	at Detroit	12,000
O-09	W	17-6	at Pittsburgh	6,271
O-13	L	0-39	Chicago Bears	NA
O-27	L	6-17	at Brk. Dodgers	NA
N-03	W	7-6	at Boston	10,000
N-05	L	0-3	Brk. Dodgers	NA
N-10	L	3-12	at Chi. Cardinals	6,000
N-24	L	0-10	at NY Giants	NA
D-01	L	14-21	NY Giants	NA
D-08	L	6-13	Green Bay	4,000

1934				
Record: 4-7 (T-3rd in Eastern)				
HC: Lud Wray				

Date	W/L	Score	Opponent	Att.
S-16	L	6-19	at Green Bay	5,000
S-26	W	17-0	at Pittsburgh	NA
O-07	L	7-9	Pittsburgh	NA
O-14	L	0-10	Detroit	9,860
O-21	L	0-6	at Boston	10,344
O-28	L	0-17	at NY Giants	NA
N-06	W	64-0	Cincinnati Reds	NA
N-11	L	7-10	Brk. Dodgers	NA
N-18	L	7-14	Boston	8,500
N-25	W	13-0	at Brk. Dodgers	NA
D-03	W	6-0	NY Giants	12,471

1933				
Record: 3-5-1 (4th in Eastern)				
HC: Lud Wray				

Date	W/L	Score	Opponent	Att.
O-15	L	0-56	at NY Giants	NA
O-18	L	0-25	Portsmouth	1,750
O-29	L	9-35	at Green Bay	3,007
N-05	W	6-0	at Cin. Reds	NA
N-12	T	3-3	Chicago Bears	17,850
N-19	W	25-6	Pittsburgh	6,000
N-26	W	20-3	Cincinnati Reds	NA
D-03	L	0-10	Green Bay	9,500
D-10	L	14-20	NY Giants	18,000

TEAM-BY-TEAM RESULTS



ARIZONA CARDINALS

Overall: 56-60-6 Home: 29-28-3 Away: 27-32-2 Playoffs: 1-2

at Lincoln Financial Field: 3-2 at State Farm Stadium: 0-4

Date	Site	Result	Score	Date	Site	Result	Score	Date	Site	Result	Score
N-10-35	Chi	L	3-12	N-28-65	StL	W	28-24	N-27-88	Phila	W	31-21
N-08-36	Chi	L	0-13	S-11-66	StL	L	13-16	D-10-88	Phx	W	23-17
S-28-37	Phila	T	6-6	O-02-66	Phila	L	10-41	O-15-89	Phx	W	17-5
O-26-38	Erie, PA	W	7-0	O-22-67	StL	L	14-48	D-24-89	Phila	W	31-14
O-26-41	Phila	W	21-14	N-03-68	Phila	L	17-45	S-16-90	Phila	L	21-23
O-07-45	Phila	W	21-6	N-23-69	StL	W	34-30	D-29-90	Phx	W	23-21
D-07-47	Phila	L	21-45	O-18-70	Phila	L	20-35	S-08-91	Phila	L	10-26
D-28-47	Chi (c)	L	21-28	N-29-70	StL	L	14-23	N-24-91	Phx	W	34-14
S-24-48	Chi	L	14-21	N-21-71	StL	W	37-20	S-13-92	Phx	W	31-14
D-19-48	Phila (c)	W	7-0	D-12-71	Phila	W	19-7	O-25-92	Phila	W	7-3
O-08-49	Phila	W	28-3	N-05-72	Phila	T	6-6	S-05-93	Phila	W	23-17
S-24-50	Chi	W	45-7	D-17-72	StL	L	23-24	N-07-93	Phx	L	3-16
N-19-50	Phila	L	10-14	S-16-73	Phila	L	23-34	N-06-94	Phila	W	17-7
S-30-51	Chi	W	17-14	O-14-73	StL	W	27-24	N-20-94	Arz	L	6-12
N-16-52	Phila	W	10-7	S-15-74	StL	L	3-7	S-10-95	Arz	W	31-19
N-30-52	Chi	L	22-28	N-17-74	Phila	L	3-13	D-17-95	Phila	W	21-20
O-25-53	Chi	W	56-17	O-19-75	StL	L	20-31	N-24-96	Arz	L	30-36
N-21-53	Phila	W	38-0	N-09-75	Phila	L	23-24	D-22-96	Phila	W	29-19
O-03-54	Chi	W	35-16	O-10-76	StL	L	14-33	O-19-97	Phila	W	13-10 (OT)
N-07-54	Phila	W	30-14	N-07-76	Phila	L	14-17	N-02-97	Arz	L	21-31
O-23-55	Chi	T	24-24	O-16-77	Phila	L	17-21	S-20-98	Arz	L	3-17
D-04-55	Phila	W	27-3	N-20-77	StL	L	16-21	D-13-98	Phila	L	17-20 (OT)
O-21-56	Phila	L	6-20	O-29-78	Phila	L	10-16	S-12-99	Phila	L	24-25
N-04-56	Chi	L	17-28	N-26-78	StL	W	14-10	D-05-99	Arz	L	17-21
N-03-57	Chi	W	38-21	O-14-79	StL	W	24-20	O-15-00	Arz	W	33-14
D-14-57	Phila	L	27-31	N-18-79	Phila	W	16-13	N-19-00	Phila	W	34-9
N-02-58	Chi	T	21-21	S-28-80	StL	L	14-24	O-07-01	Phila	L	20-21
N-16-58	Phila	W	49-21	D-14-80	Phila	W	17-3	N-04-01	Arz	W	21-7
O-25-59	Minn	W	28-24	N-08-81	StL	W	52-10	N-17-02	Phila	W	38-14
N-15-59	Phila	W	27-17	D-20-81	Phila	W	38-0	D-24-05	Arz	L	21-27
O-09-60	Phila	W	31-27	D-05-82	Phila	L	20-23	N-27-08	Phila	W	48-20
D-04-60	StL	W	20-6	S-25-83	Phila	L	11-14	J-18-09	Arz (c)	L	25-32
O-01-61	Phila	L	27-30	D-18-83	StL	L	7-31	N-13-11	Phila	L	17-21
O-15-61	StL	W	20-7	O-28-84	Phila	L	14-34	S-23-12	Arz	L	6-27
S-16-62	Phila	L	21-27	N-25-84	StL	L	16-17	D-01-13	Phila	W	24-21
D-16-62	StL	L	35-45	O-13-85	Phila	W	30-7	O-26-14	Arz	L	20-24
S-22-63	Phila	L	24-28	N-17-85	StL	W	24-14	D-20-15	Phila	L	17-40
D-08-63	StL	L	14-38	N-02-86	StL	L	10-13	O-8-17	Phila	W	34-7
N-22-64	Phila	L	13-38	D-07-86	Phila	T	10-10 (OT)	D-20-20	Arz	L	26-33
D-13-64	StL	L	34-36	N-01-87	StL	W	28-23				
S-19-65	Phila	W	34-27	N-22-87	Phila	L	19-31				

Note: Franchise in Chicago prior to 1960 and St. Louis from 1960-87; changed its name from Phoenix to Arizona in 1994
 c - NFL Championship in 1947 and 1948, NFC Championship in 2009

TEAM-BY-TEAM RESULTS



ATLANTA FALCONS

Overall: 20-15-1 Home: 12-6-1 Away: 8-9 Playoffs: 3-1

at Lincoln Financial Field: 7-1 at Mercedes-Benz Stadium: 0-1

Date	Site	Result	Score	Date	Site	Result	Score	Date	Site	Result	Score
S-18-66	Phila	W	23-10	O-05-86	Atl	W	16-0	O-26-08	Phila	W	27-14
O-08-67	Atl	W	38-7	O-30-88	Phila	L	24-27	D-6-09	Atl	W	34-7
D-14-69	Phila	L	3-27	N-18-90	Atl	W	24-23	O-17-10	Phila	W	31-17
N-15-70	Phila	T	13-13	N-27-94	Atl	L	21-28	S-18-11	Atl	L	31-35
N-11-73	Phila	L	27-44	S-22-96	Atl	W	33-18	O-28-12	Phila	L	17-30
O-03-76	Atl	W	14-13	D-14-97	Atl	L	17-20	S-14-15	Atl	L	24-26
D-24-78	Atl (w)	L	13-14	S-13-98	Atl	L	12-17	N-13-16	Phila	W	24-15
S-10-79	Phila	L	10-14	O-01-00	Phila	W	38-10	J-13-17	Phila (d)	W	15-10
D-07-80	Phila	L	17-20	J-11-03	Phila (d)	W	20-6	S-6-18	Phila	W	18-12
O-05-81	Phila	W	16-13	N-02-03	Atl	W	23-16	S-15-19	Atl	L	20-24
O-02-83	Atl	W	28-24	J-23-05	Phila (c)	W	27-10				
D-16-84	Atl	L	10-26	S-12-05	Atl	L	10-14				
N-10-85	Phila	W	23-17 (OT)	D-31-06	Phila	W	24-17				

BALTIMORE RAVENS

Overall: 2-3-1 Home: 2-1 Away: 0-2-1 Playoffs: 0-0

at Lincoln Financial Field: 2-1 at M&T Bank Stadium: 0-2

Date	Site	Result	Score	Date	Site	Result	Score	Date	Site	Result	Score
N-16-97	Bal	T	10-10 (OT)	N-23-08	Bal	L	7-36	D-18-16	Bal	L	26-27
O-31-04	Phila	W	15-10	S-16-12	Phila	W	24-23	O-18-20	Phila	L	28-30

BUFFALO BILLS

Overall: 8-6 Home: 4-2 Away: 4-4 Playoffs: 0-0

at Lincoln Financial Field: 2-0 at New Era Field: 4-4

Date	Site	Result	Score	Date	Site	Result	Score	Date	Site	Result	Score
O-07-73	Buf	L	26-27	D-02-90	Buf	L	23-30	D-30-07	Phila	W	17-9
S-17-81	Buf	W	20-14	D-12-93	Phila	L	7-10	O-09-11	Buf	L	24-31
O-07-84	Buf	W	27-17	N-10-96	Phila	L	17-24	D-13-15	Phila	W	23-20
O-27-85	Phila	W	21-17	S-26-99	Buf	L	0-26	O-27-19	Buf	W	31-13
D-27-87	Phila	W	17-7	S-28-03	Buf	W	23-13				

CAROLINA PANTHERS

Overall: 7-5 Home: 4-3 Away: 3-2 Playoffs: 0-1

at Lincoln Financial Field: 3-3 at Bank of America Stadium: 3-2

Date	Site	Result	Score	Date	Site	Result	Score	Date	Site	Result	Score
O-27-96	Phila	W	20-9	D-04-06	Phila	W	27-24	O-12-17	Car	W	28-23
N-07-99	Car	L	7-33	S-13-09	Car	W	38-10	O-21-18	Phila	L	17-21
N-30-03	Car	W	25-16	N-26-12	Phila	L	22-30				
J-18-04	Phila (c)	L	3-14	N-10-14	Phila	W	45-21				
O-17-04	Phila	W	30-8	O-25-15	Car	L	16-27				

TEAM-BY-TEAM RESULTS



CHICAGO BEARS

Overall: 16-30-1 Home: 9-13-1 Away: 7-17 Playoffs: 3-1

at Lincoln Financial Field: 3-2 at Soldier Field: 6-8

Date	Site	Result	Score	Date	Site	Result	Score	Date	Site	Result	Score
N-12-33	Phila	T	3-3	O-20-68	Phila	L	16-29	J-19-02	Chi (d)	W	33-19
O-13-35	Phila	L	0-39	S-27-70*	Chi	L	16-20	N-03-02	Chi^	W	19-13
S-27-36	Phila	L	0-17	D-10-72	Phila	L	12-21	O-03-04	Chi	W	19-9
N-22-36	Phila	L	7-28	S-28-75	Chi	L	13-15	O-21-07	Phila	L	16-19
O-02-38	Phila	L	6-28	D-23-79	Phila (f)	W	27-17	S-28-08	Chi	L	20-24
N-19-39	Chi	L	14-27	O-26-80	Phila	W	17-14	N-22-09	Chi	W	24-20
N-30-41	Phila	L	14-49	O-23-83	Phila	L	6-7	N-28-10	Chi	L	26-31
O-25-42	Chi	L	14-45	N-13-83	Chi	L	14-17	N-07-11	Phila	L	24-30
O-17-43	Chi	L	21-48	S-14-86	Chi	L	10-13 (OT)	D-22-13	Phila	W	54-11
N-26-44	Phila	L	7-28	O-04-87	Phila	L	3-35	S-19-16	Chi	W	29-14
O-20-46	Chi	L	14-21	D-31-88	Chi (d)	L	12-20	N-26-17	Phila	W	31-3
O-12-47	Chi	L	7-40	O-02-89	Chi	L	13-27	J-06-19	Chi (w)	W	16-15
O-24-48	Phila	W	12-7	O-10-93	Phila	L	6-17	N-03-19	Phila	W	22-14
O-16-49	Chi	L	21-38	S-12-94	Phila	W	30-22				
D-11-55	Chi	L	10-17	D-24-95	Chi	L	14-20				
N-05-61	Phila	W	16-14	O-17-99	Chi	W	20-16				
O-27-63	Chi	L	7-16	O-22-00	Phila	W	13-9				

* Game played in Evanston, IL ^ Game played in Champaign, IL

CINCINNATI BENGALS

Overall: 3-9-2 Home: 3-5-1 Away: 0-4-1 Playoffs: 0-0

at Lincoln Financial Field: 0-2-1 at Paul Brown Stadium: 0-1-1

Date	Site	Result	Score	Date	Site	Result	Score	Date	Site	Result	Score
S-19-71	Cin	L	14-37	N-17-91	Phila	W	17-10	N-16-08	Cin	T	13-13 (OT)
D-07-75	Phila	L	0-31	D-24-94	Cin	L	30-33	D-13-12	Phila	L	13-34
O-28-79	Cin	L	13-37	N-30-97	Phila	W	44-42	D-4-16	Cin	L	14-32
N-21-82	Phila	L	14-18	D-24-00	Phila	W	16-7	S-27-20	Phila	T	23-23
S-11-88	Phila	L	24-28	J-02-05	Phila	L	10-38				

CLEVELAND BROWNS

Overall: 17-32-1 Home: 10-13 Away: 7-19-1 Playoffs: 0-0

at Lincoln Financial Field: 2-0 at FirstEnergy Stadium: 3-1

Date	Site	Result	Score	Date	Site	Result	Score	Date	Site	Result	Score
S-16-50	Phila	L	10-35	D-07-58	Phila	L	14-21	D-17-67	Phila	W	28-24
D-03-50	Cle	L	7-13	N-08-59	Cle	L	7-28	N-24-68	Cle	L	13-47
N-11-51	Cle	L	17-20	D-13-59	Phila	L	21-28	S-21-69	Phila	L	20-27
D-16-51	Phila	L	9-24	S-25-60	Phila	L	24-41	S-24-72	Phila	L	17-27
O-19-52	Phila	L	7-49	O-23-60	Cle	W	31-29	N-14-76	Cle	L	3-24
N-23-52	Cle	W	28-20	S-17-61	Phila	W	27-20	N-04-79	Phila	L	19-24
O-10-53	Cle	L	13-37	N-19-61	Cle	L	24-45	S-19-82	Cle	W	24-21
D-13-53	Phila	W	42-27	S-30-62	Phila	W	35-7	O-16-88	Cle	L	3-19
S-26-54	Phila	W	28-10	N-04-62	Cle	T	14-14	N-10-91	Cle	W	32-30
N-21-54	Cle	L	0-6	O-20-63	Cle	L	7-37	N-13-94	Phila	L	7-26
O-09-55	Cle	L	17-21	N-03-63	Phila	L	17-23	D-10-00	Cle	W	35-24
N-13-55	Phila	W	33-17	S-27-64	Phila	L	20-28	O-24-04	Cle	W	34-31 (OT)
N-18-56	Phila	L	0-16	N-29-64	Cle	L	24-38	D-15-08	Phila	W	30-10
D-02-56	Cle	L	14-17	O-03-65	Phila	L	17-35	S-9-12	Cle	W	17-16
O-13-57	Cle	L	7-24	N-07-65	Cle	L	34-38	S-11-16	Phila	W	29-10
O-20-57	Phila	W	17-7	N-13-66	Cle	L	7-27	N-22-20	Cle	L	17-22
N-23-58	Cle	L	14-28	D-11-66	Phila	W	33-21				

TEAM-BY-TEAM RESULTS



DALLAS COWBOYS

Overall: 54-70 Home: 30-30 Away: 24-40 Playoffs: 1-3

at Lincoln Financial Field: 8-10 at AT&T Stadium: 6-7

Date	Site	Result	Score	Date	Site	Result	Score	Date	Site	Result	Score
S-30-60	Dal	W	27-25	D-13-81	Dal	L	10-21	D-21-02	Dal	W	27-3
O-22-61	Dal	W	43-7	D-26-82	Dal	W	24-20	O-12-03	Dal	L	21-23
N-26-61	Phila	W	35-13	O-16-83	Dal	L	7-37	D-07-03	Phila	W	36-10
O-14-62	Dal	L	19-41	N-06-83	Phila	L	20-27	N-15-04	Dal	W	49-21
N-25-62	Phila	W	28-14	S-16-84	Dal	L	17-23	D-19-04	Phila	W	12-7
O-06-63	Phila	W	24-21	D-02-84	Phila	L	10-26	O-09-05	Dal	L	10-33
N-17-63	Dal	L	20-27	O-20-85	Phila	W	16-14	N-14-05	Phila	L	20-21
N-15-64	Dal	W	17-14	N-24-85	Dal	L	17-34	O-08-06	Phila	W	38-24
D-06-64	Phila	W	24-14	O-19-86	Phila	L	14-17	D-25-06	Dal	W	23-7
O-10-65	Dal	W	35-24	D-14-86	Dal	W	23-21	N-04-07	Phila	L	17-38
D-05-65	Phila	L	19-21	O-11-87	Dal	L	22-41	D-16-07	Dal	W	10-6
O-09-66	Dal	L	7-56	O-25-87	Phila	W	37-20	S-15-08	Dal	L	37-41
D-06-66	Phila	W	24-23	O-23-88	Phila	W	24-23	D-28-08	Phila	W	44-6
O-29-67	Phila	W	21-14	D-18-88	Dal	W	23-7	N-08-09	Phila	L	16-20
D-10-67	Dal	L	17-38	N-23-89	Dal	W	27-0	J-03-10	Dal	L	0-24
S-29-68	Phila	L	13-45	D-10-89	Phila	W	20-10	J-09-10	Dal (w)	L	14-34
O-13-68	Dal	L	14-34	O-28-90	Dal	W	21-20	D-12-10	Dal	W	30-27
O-05-69	Phila	L	7-38	D-23-90	Phila	W	17-3	J-02-11	Phila	L	13-14
O-19-69	Dal	L	14-49	S-15-91	Dal	W	24-0	O-30-11	Phila	W	34-7
S-20-70	Phila	L	7-17	D-15-91	Phila	L	13-25	D-24-11	Dal	W	20-7
N-01-70	Dal	L	17-21	O-05-92	Phila	W	31-7	N-11-12	Phila	L	23-38
S-26-71	Phila	L	7-42	N-01-92	Dal	L	10-20	D-2-12	Dal	L	33-38
N-14-71	Dal	L	7-20	J-10-93	Dal (d)	L	10-34	O-20-13	Phila	L	3-17
S-17-72	Dal	L	6-28	O-31-93	Phila	L	10-23	D-29-13	Dal	W	24-22
N-19-72	Phila	L	7-28	D-06-93	Dal	L	17-23	N-27-14	Dal	W	33-10
O-28-73	Phila	W	30-16	O-16-94	Dal	L	13-24	D-14-14	Phila	L	27-38
N-18-73	Dal	L	10-31	D-04-94	Phila	L	19-31	S-20-15	Phila	L	10-20
S-23-74	Phila	W	13-10	N-06-95	Dal	L	12-34	N-8-15	Dal	W	33-27 (OT)
O-20-74	Dal	L	24-31	D-10-95	Phila	W	20-17	O-30-16	Dal	L	23-29 (OT)
O-26-75	Phila	L	17-20	J-07-96	Dal (d)	L	11-30	J-1-17	Phila	W	27-13
N-23-75	Dal	L	17-27	S-30-96	Phila	L	19-23	N-19-17	Dal	W	37-9
S-12-76	Dal	L	7-27	N-03-96	Dal	W	31-21	D-31-17	Phila	L	0-6
D-05-76	Phila	L	7-26	S-15-97	Dal	L	20-21	N-11-18	Phila	L	20-27
O-23-77	Phila	L	10-16	O-26-97	Phila	W	13-12	D-9-18	Dal	L	23-29 (OT)
D-04-77	Dal	L	14-24	N-02-98	Phila	L	0-34	O-20-19	Dal	L	10-37
O-22-78	Dal	L	7-14	D-20-98	Dal	L	9-13	D-22-19	Phila	W	17-9
D-10-78	Phila	L	13-31	O-10-99	Phila	W	13-10	N-1-20	Phila	W	23-9
N-12-79	Dal	W	31-21	D-12-99	Dal	L	10-20	D-27-20	Dal	L	17-37
D-08-79	Phila	L	17-24	S-03-00	Dal	W	41-14				
O-19-80	Phila	W	17-10	N-05-00	Phila	W	16-13 (OT)				
D-21-80	Dal	L	27-35	S-30-01	Phila	W	40-18				
J-11-81	Phila (c)	W	20-7	N-18-01	Dal	W	36-3				
N-01-81	Phila	L	14-17	S-22-02	Phila	W	44-13				

DENVER BRONCOS

Overall: 8-5 Home: 6-1 Away: 2-4 Playoffs: 0-0

at Lincoln Financial Field: 2-0 at Empower Field at Mile High: 0-2

Date	Site	Result	Score	Date	Site	Result	Score	Date	Site	Result	Score
O-31-71	Phila	W	17-16	O-29-89	Den	W	28-24	D-27-09	Phila	W	30-27
D-14-75	Den	L	10-25	S-20-92	Phila	W	30-0	S-29-13	Den	L	20-52
S-07-80	Phila	W	27-6	N-12-95	Phila	W	31-13	N-5-17	Phila	W	51-23
S-18-83	Den	W	13-10	O-04-98	Den	L	16-41				
S-21-86	Phila	L	7-33	O-30-05	Den	L	21-49				

TEAM-BY-TEAM RESULTS



DETROIT LIONS

Overall: 17-16-2 Home: 10-10 Away: 7-6-2 Playoffs: 1-0

at Lincoln Financial Field: 2-2 at Ford Field: 2-2

Date	Site	Result	Score	Date	Site	Result	Score	Date	Site	Result	Score
O-18-33	Phila	L	0-25	N-10-57	Phila	L	16-27	N-08-98	Phila	W	10-9
O-14-34	Phila	L	0-10	O-16-60	Phila	W	28-10	S-26-04	Det	W	30-13
S-20-35	Det	L	0-35	D-17-61	Det	W	27-24	S-23-07	Phila	W	56-21
O-11-36	Phila	L	0-23	D-19-65	Phila	L	28-35	S-19-10	Det	W	35-32
D-04-38	Det	W	21-7	N-28-68	Det	W	12-0	O-14-12	Phila	L	23-26 (OT)
N-17-40	Phila	L	0-21	D-05-71	Det	W	23-20	D-8-13	Phila	W	34-20
N-16-41	Det	L	17-21	D-15-74	Phila	W	28-17	N-26-15	Det	L	14-45
N-21-43	Pit	W	35-34	O-02-77	Det	L	13-17	O-9-16	Det	L	23-24
O-14-45	Det	L	24-28	D-02-79	Phila	W	44-7	S-22-19	Phila	L	24-27
D-12-48	Phila	W	45-21	N-04-84	Det	T	23-23 (OT)				
O-03-49	Det	W	22-14	N-16-86	Phila	L	11-13				
N-18-51	Phila	L	10-28	D-30-95	Phila (w)	W	58-37				
D-05-54	Det	T	13-13	S-15-96	Phila	W	24-17				

GREEN BAY PACKERS

Overall: 17-29 Home: 11-11 Away: 6-18 Playoffs: 2-1

at Lincoln Financial Field: 4-3 at Lambeau Field: 6-10

Date	Site	Result	Score	Date	Site	Result	Score	Date	Site	Result	Score
O-29-33	GB	L	9-35	N-11-62	Phila	L	0-49	S-17-00	GB	L	3-6
D-03-33	Phila	L	0-10	S-15-68	GB	L	13-30	N-10-03	GB	W	17-14
S-16-34	GB	L	6-19	O-25-70	Mil	L	17-30	J-11-04	Phila (d)	W	20-17 (OT)
D-08-35	Phila	L	6-13	D-01-74	Phila	W	36-14	D-05-04	Phila	W	47-17
N-14-37	Mil	L	7-37	O-17-76	GB	L	13-28	N-27-05	Phila	W	19-14
N-12-39	Phila	L	16-23	N-05-78	Phila	W	10-3	O-02-06	Phila	W	31-9
S-15-40	GB	L	20-27	N-25-79	GB	W	21-10	S-09-07	GB	L	13-16
N-29-42	Phila	L	0-7	O-18-87	GB	L	10-16 (OT)	S-12-10	Phila	L	20-27
D-05-43	Phila	L	28-38	D-16-90	Phila	W	31-0	J-9-11	Phila (w)	L	16-21
O-13-46	Phila	L	7-19	S-01-91	GB	W	20-3	N-10-13	GB	W	27-13
D-14-47	Phila	W	28-14	N-15-92	Mil	L	24-27	N-16-14	GB	L	20-53
O-14-51	GB	L	24-37	S-12-93	GB	W	20-17	N-28-16	Phila	L	13-27
N-02-52	Mil	L	10-12	S-18-94	Phila	W	13-7	S-26-19	GB	W	34-27
O-30-54	Phila	L	14-37	S-09-96	GB	L	13-39	D-06-20	GB	L	16-30
O-26-58	GB	L	35-38	S-07-97	Phila	W	10-9				
D-26-60	Phila (c)	W	17-13	N-29-98	GB	L	16-24				

HOUSTON TEXANS

Overall: 5-0 Home: 3-0 Away: 2-0 Playoffs: 0-0

at Lincoln Financial Field: 2-0 at NRG Stadium: 2-0

Date	Site	Result	Score	Date	Site	Result	Score	Date	Site	Result	Score
S-29-02	Phila	W	35-17	D-02-10	Phila	W	34-24	D-23-18	Phila	W	32-30
S-10-06	Hou	W	24-10	N-02-14	Hou	W	31-21				

INDIANAPOLIS COLTS

Overall: 10-10 Home: 6-5 Away: 4-5 Playoffs: 0-0

at Lincoln Financial Field: 2-0 at Lucas Oil Stadium: 1-0

Date	Site	Result	Score	Date	Site	Result	Score	Date	Site	Result	Score
O-15-50	Bal	W	24-14	O-01-78	Bal	W	17-14	N-21-99	Phila	L	17-44
N-15-53	Phila	W	45-14	N-15-81	Phila	W	38-13	N-10-02	Phila	L	13-35
N-21-65	Bal	L	24-34	O-30-83	Phila	L	21-22	N-26-06	Ind	L	21-45
S-24-67	Phila	L	6-38	O-14-84	Phila	W	16-7	N-07-10	Phila	W	26-24
O-13-69	Bal	L	20-24	S-30-90	Phila	L	23-24	S-15-14	Ind	W	30-27
D-06-70	Bal	L	10-29	D-13-93	Ind	W	20-10	S-23-18	Phila	W	20-16
S-29-74	Phila	W	30-10	D-05-96	Ind	L	10-37				

Note: Franchise in Baltimore prior to 1984

TEAM-BY-TEAM RESULTS



JACKSONVILLE JAGUARS

Overall: 3-3 Home: 1-1 Away: 2-2 Playoffs: 0-0

at Lincoln Financial Field: 1-1 at TIAA Bank Field: 1-2

Date	Site	Result	Score	Date	Site	Result	Score	Date	Site	Result	Score
O-12-97	Jax	L	21-38	O-29-06	Phila	L	6-13	S-7-14	Phila	W	34-17
O-06-02	Jax	L	25-28	S-26-10	Jax	W	28-3	O-28-18	Jax	W	24-18

KANSAS CITY CHIEFS

Overall: 4-4 Home: 1-2 Away: 3-2 Playoffs: 0-0

at Lincoln Financial Field: 1-2 at Arrowhead Stadium: 3-2

Date	Site	Result	Score	Date	Site	Result	Score	Date	Site	Result	Score
O-22-72	KC	W	21-20	N-29-01	KC	W	23-10	S-19-13	Phila	L	16-26
O-11-92	KC	L	17-24	O-02-05	KC	W	37-31	S-17-17	KC	L	20-27
S-27-98	Phila	L	21-24	S-27-09	Phila	W	34-14				

LAS VEGAS RAIDERS

Overall: 7-6 Home: 5-2 Away: 2-4 Playoffs: 0-1

at Lincoln Financial Field: 2-0 at Allegiant Stadium: 0-0

Date	Site	Result	Score	Date	Site	Result	Score	Date	Site	Result	Score
O-17-71	Oak	L	10-34	O-22-89	Phila	W	10-7	O-18-09	Oak	L	9-13
N-21-76	Phila	L	7-26	N-08-92	Phila	W	31-10	N-03-13	Oak	W	49-20
N-23-80	Phila	W	10-7	S-24-95	Oak	L	17-48	D-25-17	Phila	W	19-10
J-25-81	NO (s)	L	10-27	O-28-01	Phila	L	10-20				
N-30-86	LA	W	33-27 (OT)	S-25-05	Phila	W	23-20				

Note: Franchise in Oakland from 1996-2019, Los Angeles from 1982-95 and Oakland prior to 1982

LOS ANGELES CHARGERS

Overall: 5-7 Home: 3-2 Away: 2-5 Playoffs: 0-0

at Lincoln Financial Field: 1-1 at SoFi Stadium: 0-0

Date	Site	Result	Score	Date	Site	Result	Score	Date	Site	Result	Score
O-06-74	SD	W	13-7	N-05-89	SD	L	17-20	O-23-05	Phila	W	20-17
N-30-80	SD	L	21-22	S-17-95	Phila	L	21-27	N-15-09	SD	L	23-31
D-15-85	SD	L	14-20	O-18-98	SD	L	10-13	S-15-13	Phila	L	30-33
O-26-86	Phila	W	23-7	D-09-01	Phila	W	24-14	O-1-17	LA	W	26-24

Note: Franchise in San Diego from 1961-2016, Los Angeles in 1960

LOS ANGELES RAMS

Overall: 22-20-1 Home: 15-9 Away: 7-11-1 Playoffs: 1-2

at Lincoln Financial Field: 2-1 at SoFi Stadium: 0-0

Date	Site	Result	Score	Date	Site	Result	Score	Date	Site	Result	Score
S-21-37	Phila	L	3-21	N-22-59	Phila	W	23-20	D-03-98	Phila	W	17-14
D-03-39	(Col.)	L	13-35	N-08-64	LA	L	10-20	J-02-00	Phila	W	38-31
S-22-40	Clev	L	13-21	N-12-67	LA	L	17-33	S-09-01	Phila	L	17-20 (OT)
S-20-42	Akron	L	14-24	N-16-69	Phila	L	17-23	J-27-02	StL (c)	L	24-29
D-10-44	Phila	W	26-13	O-15-72	Phila	L	3-34	D-01-02	Phila	W	10-3
O-28-45	Phila	W	28-14	N-03-75	Phila	L	3-42	D-27-04	StL	L	7-20
S-29-46	LA	W	25-14	S-25-77	LA	L	0-20	D-18-05	StL	W	17-16
O-26-47	Phila	W	14-7	S-03-78	Phila	L	14-16	S-07-08	Phila	W	38-3
O-03-48	LA	T	28-28	D-04-83	Phila	W	13-9	S-11-11	StL	W	31-13
N-06-49	Phila	W	38-14	S-15-85	Phila	L	6-17	O-05-14	Phila	W	34-28
D-18-49	LA (c)	W	14-0	S-28-86	Phila	W	34-20	D-10-17	LA	W	43-35
O-07-50	Phila	W	56-20	N-06-88	Phila	W	30-24	D-16-18	LA	W	30-23
N-27-55	Phila	L	21-23	D-31-89	Phila (w)	L	7-21	S-20-20	Phila	L	19-37
S-30-56	LA	L	7-27	S-23-90	LA	W	27-21				
S-29-57	LA	L	13-17	O-29-95	Phila	W	20-9				

Note: Franchise in Cleveland prior to 1946, Los Angeles from 1946-94 and St. Louis from 1995-2015

c - NFL Championship in 1949, NFC Championship in 2002

TEAM-BY-TEAM RESULTS



MIAMI DOLPHINS

Overall: 6-9 Home: 4-3 Away: 2-6 Playoffs: 0-0

at Lincoln Financial Field: 1-1 at Hard Rock Stadium: 2-3

Date	Site	Result	Score	Date	Site	Result	Score	Date	Site	Result	Score
N-08-70	Phila	W	24-17	D-09-90	Mia	L	20-23 (OT)	D-11-11	Mia	W	26-10
O-12-75	Mia	L	16-24	N-14-93	Phila	L	14-19	N-15-15	Phila	L	19-20
S-24-78	Phila	W	17-3	O-20-96	Phila	W	35-28	D-01-19	Mia	L	31-37
N-30-81	Mia	L	10-13	O-24-99	Mia	L	13-16				
N-11-84	Mia	L	23-24	D-15-03	Mia	W	34-27				
D-13-87	Phila	L	10-28	N-18-07	Phila	W	17-7				

MINNESOTA VIKINGS

Overall: 14-15 Home: 10-7 Away: 4-8 Playoffs: 4-0

at Lincoln Financial Field: 4-2 at U.S. Bank Stadium: 0-1

Date	Site	Result	Score	Date	Site	Result	Score	Date	Site	Result	Score
O-28-62	Min	L	21-31	D-01-85	Phila	L	23-28	J-04-09	Min (w)	W	26-14
D-16-63	Phila	L	13-34	D-22-85	Min	W	37-35	D-28-10	Phila	L	14-24
D-15-68	Phila	L	17-24	S-25-88	Min	L	21-23	D-15-13	Min	L	30-48
O-10-71	Phila	L	0-13	N-19-89	Phila	W	10-9	O-23-16	Phila	W	21-10
O-21-73	Min	L	21-28	O-15-90	Phila	W	32-24	J-21-18	Phila (c)	W	38-7
O-24-76	Phila	L	12-31	D-06-92	Phila	W	28-17	O-07-18	Phila	L	21-23
D-03-78	Min	L	27-28	S-28-97	Min	L	19-28	O-13-19	Min	L	20-38
S-14-80	Min	W	42-7	N-11-01	Phila	W	48-17				
J-03-81	Phila (d)	W	31-16	S-20-04	Phila	W	27-16				
O-18-81	Min	L	23-35	J-16-05	Phila (d)	W	27-14				
S-09-84	Phila	W	19-17	O-28-07	Min	W	23-16				

NEW ENGLAND PATRIOTS

Overall: 8-7 Home: 5-3 Away: 3-4 Playoffs: 1-1

at Lincoln Financial Field: 0-3 at Gillette Stadium: 1-1

Date	Site	Result	Score	Date	Site	Result	Score	Date	Site	Result	Score
N-04-73	Phila	W	24-23	N-04-90	Phila	W	48-20	D-06-15	NE	W	35-28
N-27-77	NE	L	6-14	D-19-99	Phila	W	24-9	F-04-18	Min (s)	W	41-33
O-08-78	NE	L	14-24	S-14-03	Phila	L	10-31	N-17-19	Phila	L	10-17
S-13-81	Phila	W	13-3	F-06-05	Jax (s)	L	21-24				
D-09-84	Phila	W	27-17	N-25-07	NE	L	28-31				
N-29-87	NE	W	34-31 (OT)	N-27-11	Phila	L	20-38				

NEW ORLEANS SAINTS

Overall: 18-15 Home: 10-4 Away: 8-11 Playoffs: 1-3

at Lincoln Financial Field: 3-2 at Mercedes-Benz Superdome: 8-7

Date	Site	Result	Score	Date	Site	Result	Score	Date	Site	Result	Score
N-05-67	NO	L	24-31	D-11-83	Phila	L	17-20 (OT)	J-13-07	NO (d)	L	24-27
N-19-67	Phila	W	48-21	O-06-85	NO	L	21-23	D-23-07	NO	W	38-23
D-08-68	Phila	W	29-17	S-20-87	Phila	W	27-17	S-20-09	Phila	L	22-48
O-26-69	Phila	W	13-10	D-18-89	NO	L	20-30	N-05-12	NO	L	13-28
N-30-69	NO	L	17-26	O-13-91	Phila	L	6-13	J-04-14	Phila (w)	L	24-26
O-29-72	NO	L	3-21	S-06-92	Phila	W	15-13	O-11-15	Phila	W	39-17
O-27-74	NO	L	10-14	J-03-93	NO (w)	W	36-20	N-18-18	NO	L	48-7
N-06-77	Phila	W	28-7	D-26-93	Phila	W	37-26	J-13-19	NO (d)	L	14-20
S-17-78	NO	W	24-17	O-01-95	NO	W	15-10	D-13-20	Phila	W	24-21
S-16-79	NO	W	26-14	S-24-00	NO	W	21-7				
N-09-80	NO	W	34-21	N-23-03	Phila	W	33-20				
O-11-81	NO	W	31-14	O-16-06	NO	L	24-27				

TEAM-BY-TEAM RESULTS



NEW YORK GIANTS

Overall: 89-87-2 Home: 49-38-1 Away: 40-49-1 Playoffs: 2-2

at Lincoln Financial Field: 13-6 at MetLife Stadium: 8-3

Date	Site	Result	Score	Date	Site	Result	Score	Date	Site	Result	Score
O-15-33	NY	L	0-56	S-29-63	Phila	L	14-37	N-21-93	Phila	L	3-7
D-10-33	Phila	L	14-20	N-10-63	NY	L	14-42	S-04-94	NY	L	23-28
O-28-34	NY	L	0-17	S-13-64	Phila	W	38-7	D-18-94	Phila	L	13-16
D-03-34	Phila	W	6-0	O-18-64	NY	W	23-17	O-15-95	NY	W	17-14
N-24-35	NY	L	0-10	S-26-65	Phila	L	14-16	N-19-95	Phila	W	28-19
D-01-35	Phila	L	14-21	O-17-65	NY	L	27-35	O-13-96	NY	W	19-10
S-13-36	Phila	W	10-7	S-25-66	Phila	W	35-17	D-01-96	Phila	W	24-0
O-25-36	NY	L	17-21	O-23-66	NY	W	31-3	A-31-97	NY	L	17-31
O-03-37	Phila	L	7-16	N-26-67	NY	L	7-44	D-07-97	Phila	L	21-31
O-17-37	NY	L	0-21	S-22-68	Phila	L	25-34	N-22-98	NY	L	0-20
S-25-38	Phila	W	14-10	N-17-68	NY	L	6-7	D-27-98	Phila	L	10-21
O-16-38	NY	L	7-17	N-02-69	NY	W	23-20	O-03-99	NY	L	15-16
S-24-39	Phila	L	3-13	O-11-70	NY	L	23-30	O-31-99	Phila	L	17-23 (OT)
O-15-39	NY	L	10-27	N-23-70	Phila	W	23-20	S-10-00	Phila	L	18-33
S-28-40	Phila	L	14-20	O-24-71	Phila	W	23-7	O-29-00	NY	L	7-24
O-13-40	NY	L	7-17	D-19-71	NY	W	41-28	J-07-01	d NY	L	10-20
S-13-41	Phila	L	0-24	O-02-72	Phila	L	12-27	O-22-01	NY	W	10-9
O-12-41	NY	L	0-16	N-26-72	NY	L	10-62	D-30-01	Phila	W	24-21
O-11-42	NY	L	17-35	S-23-73	NY	T	23-23	O-28-02	Phila	W	17-3
N-08-42	Phila	L	0-14	N-25-73	Phila	W	20-16	D-28-02	NY	L	7-10 (OT)
O-09-43	Phila	W	28-14	O-13-74	Phila	W	35-7	O-19-03	NY	W	14-10
O-24-43	NY	L	14-42	D-08-74	New Haven	W	20-7	N-16-03	Phila	W	28-10
O-29-44	NY	W	24-17	S-21-75	Phila	L	14-23	S-12-04	Phila	W	31-17
N-12-44	Phila	T	21-21	N-16-75	NY	W	13-10	N-28-04	NY	W	27-6
N-11-45	Phila	W	38-17	S-19-76	Phila	W	20-7	N-20-05	NY	L	17-27
D-02-45	NY	L	21-28	O-31-76	NY	W	10-0	D-11-05	Phila	L	23-26 (OT)
N-03-46	Phila	W	24-14	O-09-77	NY	W	28-10	S-17-06	Phila	L	23-30 (OT)
N-10-46	NY	L	17-45	D-11-77	Phila	W	17-14	D-17-06	NY	W	36-22
O-05-47	Phila	W	23-0	N-19-78	NY	W	19-17	J-07-07	w Phila	W	23-20
N-09-47	NY	W	41-24	D-17-78	Phila	W	20-3	S-30-07	NY	L	3-16
O-10-48	Phila	W	45-0	S-02-79	Phila	W	23-17	D-09-07	Phila	L	13-16
N-07-48	NY	W	35-14	S-23-79	NY	W	17-13	N-09-08	Phila	L	31-36
D-04-49	NY	W	24-3	S-22-80	Phila	W	35-3	D-07-08	NY	W	20-14
D-11-49	Phila	W	17-3	O-12-80	NY	W	31-16	J-11-09	d NY	W	23-11
N-26-50	NY	L	3-7	S-06-81	NY	W	24-10	N-1-09	Phila	W	40-17
D-10-50	Phila	L	7-9	N-22-81	Phila	L	10-20	D-13-09	NY	W	45-38
O-21-51	NY	L	24-26	D-27-81	w Phila	L	21-27	N-21-10	Phila	W	27-17
D-09-51	Phila	L	7-23	D-11-82	NY	L	7-23	D-19-10	NY	W	38-31
O-04-52	Phila	L	7-31	J-22-83	Phila	L	24-26	S-25-11	Phila	L	16-29
O-26-52	NY	W	14-10	O-09-83	NY	W	17-13	N-20-11	NY	W	17-10
N-08-53	Phila	W	30-7	N-20-83	Phila	L	0-23	S-30-12	Phila	W	19-17
N-29-53	NY	L	28-37	S-02-84	NY	L	27-28	D-30-12	NY	L	7-42
N-14-54	NY	L	14-27	O-21-84	Phila	W	24-10	O-06-13	NY	W	36-21
D-12-54	Phila	W	29-14	S-08-85	NY	L	0-21	O-27-13	Phila	L	7-15
S-24-55	Phila	W	27-17	S-29-85	Phila	L	10-16 (OT)	O-12-14	Phila	W	27-0
N-20-55	NY	L	7-31	O-12-86	NY	L	3-35	D-28-14	NY	W	34-26
O-28-56	NY	L	3-20	N-09-86	Phila	L	14-17	O-19-15	Phila	W	27-7
D-15-56	Phila	L	7-21	N-15-87	Phila	L	17-20	J-3-16	NY	W	35-30
O-05-57	Phila	L	20-24	D-06-87	NY	L	20-23 (OT)	N-6-16	NY	L	23-28
N-17-57	NY	L	0-13	O-10-88	Phila	W	24-13	D-22-16	Phila	W	24-19
O-05-58	Phila	W	27-24	N-20-88	NY	W	23-17 (OT)	S-24-17	Phila	W	27-24
N-30-58	NY	L	10-24	O-08-89	Phila	W	21-19	D-17-17	NY	W	34-29
O-04-59	Phila	W	49-21	D-03-89	NY	W	24-17	O-11-18	NY	W	34-13
O-18-59	NY	L	7-24	S-09-90	NY	L	20-27	N-25-18	Phila	W	25-22
N-20-60	NY	W	17-10	N-25-90	Phila	W	31-13	D-9-19	Phila	W	23-17 (OT)
N-27-60	Phila	W	31-23	N-04-91	Phila	W	30-7	D-29-19	NY	W	34-17
N-12-61	NY	L	21-38	D-08-91	NY	W	19-14	O-22-20	Phila	W	22-21
D-10-61	Phila	L	24-28	N-22-92	NY	W	47-34	N-15-20	NY	L	17-27
S-23-62	Phila	L	13-29	D-27-92	Phila	W	20-10				
N-18-62	NY	L	14-19	O-17-93	NY	L	10-21				

TEAM-BY-TEAM RESULTS



NEW YORK JETS

Overall: 11-0 Home: 6-0 Away: 5-0 Playoffs: 0-0

at Lincoln Financial Field: 3-0 at MetLife Stadium: 1-0

Date	Site	Result	Score	Date	Site	Result	Score	Date	Site	Result	Score
D-09-73	Phila	W	24-23	O-03-93	NY	W	35-30	D-18-11	Phila	W	45-19
D-18-77	Phila	W	27-0	D-14-96	NY	W	21-20	S-27-15	NY	W	24-17
N-12-78	Phila	W	17-9	O-26-03	Phila	W	24-17	O-06-19	Phila	W	31-6
D-20-87	NY	W	38-27	O-14-07	NY	W	16-9				

PITTSBURGH STEELERS

Overall: 48-29-3 Home: 26-8-2 Away: 22-21-1 Playoffs: 1-0

at Lincoln Financial Field: 2-0 at Heinz Field: 0-3

Date	Site	Result	Score	Date	Site	Result	Score	Date	Site	Result	Score
N-19-33	Phila	W	25-6	N-28-48	Phila	W	17-0	O-06-62	Pit	L	7-13
S-26-34	Pit	W	17-0	O-30-49	Pit	W	38-7	D-09-62	Phila	L	17-26
O-07-34	Phila	L	7-9	N-27-49	Phila	W	34-17	S-15-63	Phila	T	21-21
S-13-35	Phila	L	7-17	O-22-50	Pit	W	17-10	D-01-63	Pit	T	20-20
O-09-35	Pit	W	17-6	N-05-50	Phila	L	7-9	O-04-64	Phila	W	21-7
O-14-36	Pit	L	0-17	N-04-51	Pit	W	34-13	O-25-64	Pit	W	34-10
N-05-36	Johnstown	L	0-6	N-25-51	Phila	L	13-17	O-24-65	Phila	L	14-20
S-05-37	Pit	L	14-27	S-28-52	Pit	W	31-25	D-12-65	Pit	W	47-13
O-31-37	Pit	L	7-16	O-12-52	Phila	W	26-21	O-16-66	Pit	W	31-14
S-16-38	Buffalo	W	27-7	O-17-53	Phila	W	23-17	D-04-66	Phila	W	27-23
N-20-38	WV	W	14-7	N-01-53	Pit	W	35-7	O-01-67	Phila	W	34-24
N-23-39	Phila	W	17-14	O-09-54	Phila	W	24-22	O-27-68	Pit	L	3-6
N-26-39	Pit	L	12-24	O-23-54	Pit	L	7-17	S-28-69	Phila	W	41-27
N-10-40	Pit	L	3-7	O-15-55	Pit	L	7-13	D-20-70	Phila	W	30-20
N-28-40	Phila	W	7-0	O-30-55	Phila	W	24-0	N-03-74	Pit	L	0-27
S-21-41	Pit	W	10-7	O-14-56	Pit	W	35-21	S-30-79	Phila	W	17-14
N-09-41	Phila	T	7-7	N-11-56	Phila	W	14-7	N-13-88	Pit	W	27-26
S-13-42	Pit	W	24-14	O-27-57	Pit	L	0-6	S-22-91	Phila	W	23-14
O-18-42	Phila	L	0-14	D-01-57	Phila	W	7-6	D-11-94	Pit	L	3-14
N-04-45	Pit	W	45-3	O-12-58	Pit	L	3-24	N-23-97	Phila	W	23-20
N-18-45	Phila	W	30-6	N-09-58	Phila	L	24-31	N-12-00	Pit	W	26-23 (OT)
N-17-46	Pit	L	7-10	O-11-59	Phila	W	28-24	N-07-04	Pit	L	3-27
D-01-46	Phila	W	10-7	N-29-59	Pit	L	0-31	S-21-08	Phila	W	15-6
O-19-47	Pit	L	24-35	N-06-60	Phila	W	34-7	O-7-12	Pit	L	14-16
N-30-47	Phila	W	21-0	D-11-60	Pit	L	21-27	S-25-16	Phila	W	34-3
D-21-47	Pit (d)	W	21-0	O-08-61	Phila	W	21-16	O-11-20	Pit	L	29-38
O-31-48	Pit	W	34-7	D-03-61	Pit	W	35-24				

Note: Steelers known as Pirates prior to 1941

TEAM-BY-TEAM RESULTS



SAN FRANCISCO 49ERS

Overall: 14-19-1 Home: 5-10-1 Away: 9-9 Playoffs: 0-1

at Lincoln Financial Field: 3-2 at Levi's Stadium: 1-1

Date	Site	Result	Score	Date	Site	Result	Score	Date	Site	Result	Score
O-06-51	Phila	W	21-14	S-03-83	SF	W	22-17	D-21-03	Phila	L	28-31 (OT)
S-27-53	SF	L	21-31	S-23-84	Phila	L	9-21	S-18-05	Phila	W	42-3
N-25-56	Phila	T	10-10	N-03-85	SF	L	13-24	S-24-06	SF	W	38-24
O-19-58	Phila	L	24-30	S-24-89	Phila	L	28-38	O-12-08	SF	W	40-26
S-27-59	SF	L	14-24	O-27-91	Phila	L	7-23	D-20-09	Phila	W	27-13
S-20-64	Phila	L	24-28	N-29-92	SF	L	14-20	O-10-10	SF	W	27-24
N-20-66	SF	W	35-34	J-03-94	SF	W	37-34 (OT)	O-02-11	Phila	L	23-24
O-15-67	Phila	L	27-28	O-02-94	SF	W	40-8	S-28-14	SF	L	21-26
D-21-69	SF	L	13-14	D-29-96	SF (w)	L	0-14	O-29-17	Phila	W	33-10
O-03-71	Phila	L	3-31	N-10-97	Phila	L	14-24	10-04-20	SF	W	25-20
D-02-73	SF	L	28-38	D-22-01	SF	L	3-13				
N-30-75	Phila	W	27-17	N-25-02	SF	W	38-17				

SEATTLE SEAHAWKS

Overall: 7-12 Home: 2-7 Away: 5-5 Playoffs: 0-1

at Lincoln Financial Field: 0-6 at CenturyLink Field: 2-3

Date	Site	Result	Score	Date	Site	Result	Score	Date	Site	Result	Score
D-12-76	Phila	W	27-10	S-23-01	Sea	W	27-3	D-03-17	Sea	L	10-24
N-02-80	Sea	W	27-20	D-08-02	Sea	W	27-20	N-24-19	Phila	L	9-17
N-23-86	Sea	L	20-24	D-05-05	Phila	L	0-42	J-05-20	Phila (w)	L	9-17
S-10-89	Phila	W	31-7	D-02-07	Phila	L	24-28	N-30-20	Phila	L	17-23
D-13-92	Sea	W	20-17 (OT)	N-02-08	Sea	W	26-7				
D-03-95	Sea	L	14-26	D-01-11	Sea	L	14-31				
D-03-95	Sea	L	14-26	D-07-14	Phila	L	14-24				
S-06-98	Phila	L	0-38	N-20-16	Sea	L	15-26				

TAMPA BAY BUCCANEERS

Overall: 10-9 Home: 6-5 Away: 4-4 Playoffs: 2-2

at Lincoln Financial Field: 1-2 at Raymond James Stadium: 3-2

Date	Site	Result	Score	Date	Site	Result	Score	Date	Site	Result	Score
S-18-77	Phila	W	13-3	D-31-00	Phila (w)	W	21-3	O-11-09	Phila	W	33-14
D-29-79	TB (d)	L	17-24	J-06-02	TB	W	17-13	D-09-12	TB	W	23-21
O-25-81	Phila	W	20-10	J-12-02	Phila (w)	W	31-9	O-13-13	TB	W	31-20
S-04-88	TB	W	41-14	O-20-02	Phila	W	20-10	N-22-15	Phila	L	17-45
O-06-91	TB	L	13-14	J-19-03	Phila (c)	L	10-27	S-16-18	TB	L	21-27
S-03-95	Phila	L	6-21	S-08-03	Phila	L	0-17				
S-19-99	Phila	L	5-19	O-22-06	TB	L	21-23				

TENNESSEE TITANS

Overall: 7-5 Home: 4-2 Away: 3-3 Playoffs: 0-0

at Lincoln Financial Field: 1-1 at Nissan Stadium: 0-3

Date	Site	Result	Score	Date	Site	Result	Score	Date	Site	Result	Score
N-12-72	Hou	W	18-17	O-24-94	Phila	W	21-6	N-23-14	Phila	W	43-24
D-16-79	Hou	W	26-20	D-03-00	Phila	L	13-15	S-30-18	Ten	L	23-26 (OT)
D-19-82	Phila	W	35-14	S-08-02	Ten	L	24-27				
O-02-88	Phila	W	32-23	N-19-06	Phila	L	13-31				
D-02-91	Hou	W	13-6	O-24-10	Ten	L	19-37				

TEAM-BY-TEAM RESULTS



WASHINGTON

Overall: 80-88-6 Home: 41-43-3 Away: 39-45-3 Playoffs: 0-1

at Lincoln Financial Field: 10-8 at FedExField: 14-10

Date	Site	Result	Score	Date	Site	Result	Score	Date	Site	Result	Score
O-21-34	Bos	L	0-6	O-11-64	Was	L	20-35	S-19-93	Phila	W	34-31
N-18-34	Phila	L	7-14	N-01-64	Phila	L	10-21	N-28-93	Was	W	17-14
N-03-35	Bos	W	7-6	O-31-65	Was	L	21-23	O-09-94	Phila	W	21-17
S-20-36	Phila	L	3-26	N-14-65	Phila	W	21-14	O-30-94	Was	W	31-29
O-18-36	Bos	L	7-17	O-30-66	Phila	L	13-27	O-08-95	Phila	W	37-34 (OT)
O-10-37	Was	W	14-0	D-18-66	Was	W	37-28	N-26-95	Was	W	14-7
O-24-37	Phila	L	7-10	S-17-67	Phila	W	35-24	S-01-96	Was	W	17-14
S-11-38	Phila	L	23-26	D-03-67	Was	T	35-35	N-17-96	Phila	L	21-26
O-23-38	Was	L	14-20	O-06-68	Was	L	14-17	O-05-97	Phila	W	24-10
S-17-39	Phila	L	0-7	N-10-68	Phila	L	10-16	D-21-97	Was	L	32-35
N-05-39	Was	L	6-7	N-09-69	Was	T	28-28	O-11-98	Phila	W	17-12
O-20-40	Phila	L	17-34	D-07-69	Phila	L	29-34	N-15-98	Was	L	3-28
D-01-40	Was	L	6-13	O-04-70	Phila	L	21-33	N-14-99	Phila	W	35-28
O-19-41	Phila	L	17-21	D-13-70	Was	L	6-24	N-28-99	Was	L	17-20 (OT)
D-07-41	Was	L	14-20	N-07-71	Was	T	7-7	O-08-00	Phila	L	14-17
O-04-42	Phila	L	10-14	N-28-71	Phila	L	13-20	N-26-00	Was	W	23-20
N-01-42	Was	L	27-30	O-08-72	Was	L	0-14	N-25-01	Phila	L	3-13
N-07-43	Phila	T	14-14	D-03-72	Phila	L	7-23	D-16-01	Was	W	20-6
N-28-43	Was	W	27-14	S-30-73	Phila	L	7-28	S-16-02	Was	W	37-7
O-08-44	Phila	T	31-31	D-16-73	Was	L	20-38	D-15-02	Phila	W	34-21
N-19-44	Was	W	37-7	N-10-74	Phila	L	20-27	O-05-03	Phila	W	27-25
O-21-45	Was	L	14-24	N-24-74	Was	L	7-26	D-27-03	Was	W	31-7
N-24-45	Phila	W	16-0	O-05-75	Phila	W	26-10	N-21-04	Phila	W	28-6
O-27-46	Was	W	28-24	D-21-75	Was	W	26-3	D-12-04	Was	W	17-14
N-24-46	Phila	L	10-27	S-27-76	Phila	L	17-20 (OT)	N-06-05	Was	L	10-17
S-28-47	Phila	W	45-42	N-28-76	Was	L	0-24	J-01-06	Phila	L	20-31
N-02-47	Was	W	38-14	O-30-77	Was	L	17-23	N-12-06	Phila	W	27-3
O-17-48	Was	W	45-0	N-13-77	Phila	L	14-17	D-10-06	Was	W	21-19
N-21-48	Phila	W	42-21	S-10-78	Was	L	30-35	S-17-07	Phila	L	12-20
O-23-49	Phila	W	49-14	O-15-78	Phila	W	17-10	N-11-07	Was	W	33-25
N-13-49	Was	W	44-21	O-07-79	Phila	W	28-17	O-5-08	Phila	L	17-23
O-29-50	Phila	W	35-3	O-21-79	Was	L	7-17	D-21-08	Was	L	3-10
N-12-50	Was	W	33-0	O-05-80	Phila	W	24-14	O-26-09	Was	W	27-17
O-28-51	Phila	L	23-27	N-16-80	Was	W	24-0	N-29-09	Phila	W	27-24
D-02-51	Was	W	35-21	S-27-81	Phila	W	36-13	O-3-10	Phila	L	12-17
N-09-52	Phila	W	38-20	D-06-81	Was	L	13-15	N-15-10	Was	W	59-28
D-14-52	Was	L	21-27	S-12-82	Phila	L	34-37 (OT)	O-16-11	Was	W	20-13
O-02-53	Phila	T	21-21	N-28-82	Was	L	9-13	J-01-12	Phila	W	34-10
D-06-53	Was	L	0-10	S-11-83	Phila	L	13-23	N-18-12	Was	L	6-31
O-17-54	Was	W	49-21	N-27-83	Was	L	24-28	D-23-12	Phila	L	20-27
N-28-54	Phila	W	41-33	S-30-84	Was	L	0-20	S-09-13	Was	W	33-27
O-01-55	Phila	L	30-31	N-18-84	Phila	W	16-10	N-17-13	Phila	W	24-16
N-06-55	Was	L	21-34	S-22-85	Was	W	19-6	S-21-14	Phila	W	37-34
O-06-56	Phila	W	13-9	D-08-85	Phila	L	12-17	D-20-14	Was	L	24-27
D-09-56	Was	L	17-19	S-07-86	Was	L	14-41	O-4-15	Was	L	20-23
N-24-57	Phila	W	21-12	D-21-86	Phila	L	14-21	D-26-15	Phila	L	24-38
D-08-57	Was	L	7-42	S-13-87	Was	L	24-34	O-16-16	Was	L	20-27
S-28-58	Phila	L	14-24	N-08-87	Phila	W	31-27	D-11-16	Phila	L	22-27
D-14-58	Was	L	0-20	S-18-88	Was	L	10-17	S-10-17	Was	W	30-17
N-01-59	Phila	W	30-23	D-04-88	Phila	L	19-20	O-23-17	Phila	W	34-24
D-06-59	Was	W	34-14	S-17-89	Was	W	42-37	D-03-18	Phila	W	28-13
N-13-60	Phila	W	19-13	N-12-89	Phila	L	3-10	D-30-18	Was	W	24-0
D-18-60	Was	W	38-28	O-21-90	Was	L	7-13	S-08-19	Phila	W	32-27
S-24-61	Phila	W	14-7	N-12-90	Phila	W	28-14	D-15-19	Was	W	37-27
O-29-61	Was	W	27-24	J-05-91	Phila (f)	L	6-20	S-13-20	Was	L	17-27
O-21-62	Phila	L	21-27	S-30-91	Was	L	0-23	J-03-21	Phila	L	14-20
D-02-62	Was	W	37-14	D-22-91	Phila	W	24-22				
O-13-63	Was	W	37-24	O-18-92	Was	L	12-16				
N-24-63	Phila	L	10-13	D-20-92	Phila	W	17-13				

ALL-TIME PRESEASON RESULTS

2019 (1-3)

A-08 Tennessee.....L, 10-27
 A-15 at Jacksonville.....W, 24-10
 A-22 Baltimore.....L, 15-26
 A-29 at NY Jets.....L, 0-6

2018 (1-3)

A-09 Pittsburgh.....L, 14-31
 A-16 at New England.....L, 20-37
 A-23 at Cleveland.....L, 0-5
 A-30 NY Jets.....W, 10-9

2017 (2-2)

A-10 at Green Bay.....L, 9-24
 A-17 Buffalo.....W, 20-16
 A-24 Miami.....W, 38-31
 A-31 at NY Jets.....L, 10-16

2016 (4-0)

A-11 Tampa Bay.....W, 17-9
 A-18 at Pittsburgh.....W, 17-0
 A-27 at Indianapolis.....W, 33-23
 S-01 NY Jets.....W, 14-6

2015 (3-1)

A-16 Indianapolis.....W, 36-10
 A-22 Baltimore.....W, 40-17
 A-29 at Green Bay.....W, 39-26
 S-03 at NY Jets.....L, 18-24

2014 (2-2)

A-08 at Chicago.....L, 28-34
 A-15 at New England.....L, 35-42
 A-21 Pittsburgh.....W, 31-21
 A-28 NY Jets.....W, 37-7

2013 (2-2)

A-09 New England.....L, 22-31
 A-15 Carolina.....W, 14-9
 A-24 at Jacksonville.....W, 31-24
 A-29 at NY Jets.....L, 20-27

2012 (4-0)

A-09 Pittsburgh.....W, 24-23
 A-20 at New England.....W, 27-17
 A-24 at Cleveland.....W, 27-10
 A-30 NY Jets.....W, 28-10

2011 (3-1)

A-11 Baltimore.....W, 13-6
 A-18 at Pittsburgh.....L, 14-24
 A-25 Cleveland.....W, 24-14
 S-01 at NY Jets.....W, 24-14

2010 (2-2)

A-13 Jacksonville.....W, 28-27
 A-20 at Cincinnati.....L, 9-22
 A-27 at Kansas City.....W, 20-17
 S-02 NY Jets.....L, 17-21

2009 (1-3)

A-13 New England.....L, 25-27
 A-20 at Indianapolis.....L, 15-23
 A-27 Jacksonville.....W, 33-32
 S-03 at NY Jets.....L, 27-38

2008 (2-2)

A-08 at Pittsburgh.....L, 10-16
 A-14 Carolina.....W, 24-13
 A-22 at New England.....W, 27-17
 A-28 NY Jets.....L, 20-27

2007 (1-3)

A-13 at Baltimore.....L, 3-29
 A-17 Carolina.....W, 27-10
 A-26 at Pittsburgh.....L, 13-27
 A-30 NY Jets.....L, 11-13

2006 (2-3)

A-06 Oakland (Canton, OH).....L, 10-16
 A-10 Cleveland.....W, 20-7
 A-17 at Baltimore.....L, 10-20
 A-25 Pittsburgh.....W, 16-7
 S-01 at NY Jets.....L, 17-20

2005 (2-2)

A-15 at Pittsburgh.....L, 31-38
 A-20 at Baltimore.....W, 20-14
 A-26 Cincinnati.....W, 27-17
 S-01 NY Jets.....L, 14-37

2004 (1-3)

A-13 at New England.....L, 6-24
 A-20 Baltimore.....W, 26-17
 A-26 Pittsburgh.....L, 21-27
 S-03 at NY Jets.....L, 27-28

2003 (2-2)

A-11 at New Orleans.....W, 27-17
 A-16 at Pittsburgh.....W, 21-16
 A-22 New England.....L, 12-24
 A-28 NY Jets.....L, 9-17

2002 (1-3)

A-10 Green Bay.....W, 20-13
 A-17 at New England.....L, 15-16
 A-23 Baltimore.....L, 12-13
 A-30 at NY Jets.....L, 16-23

2001 (2-1)

A-13 Baltimore.....Canceled
 A-18 at Buffalo.....L, 3-6
 A-23 at Tennessee.....W, 20-14
 A-30 NY Jets.....W, 13-12

2000 (1-3)

J-30 at Cleveland.....L, 22-33
 A-05 at Baltimore.....L, 13-16
 A-18 Tennessee.....W, 34-32
 A-24 Buffalo.....L, 12-16

1999 (1-3)

A-12 Baltimore.....L, 7-10
 A-20 at NY Jets.....L, 9-10
 A-26 at Minnesota.....L, 13-17
 S-02 Cleveland.....W, 30-17

1998 (1-3)

A-06 NY Jets.....L, 15-29
 A-14 Pittsburgh.....W, 21-17
 A-24 at Baltimore.....L, 6-23
 A-29 at New England.....L, 7-24

1997 (1-3)

A-02 at NY Jets.....L, 17-31
 A-11 at Pittsburgh.....L, 26-42
 A-16 Baltimore.....W, 24-13
 A-21 New England.....L, 14-28

1996 (2-2)

A-03 at Baltimore.....L, 9-17
 A-08 NY Jets.....W, 30-16
 A-18 at New England.....L, 10-37
 A-23 Pittsburgh.....W, 20-19

1995 (4-0)

A-05 Atlanta.....W, 25-17
 A-12 NY Jets (Jackson, MS).....W, 13-10
 A-17 New England.....W, 31-7
 A-24 at Pittsburgh.....W, 16-6

1994 (1-3)

A-05 at Chicago.....L, 6-12
 A-13 NY Jets.....L, 24-34
 A-20 Cincinnati.....W, 17-7
 A-26 at Atlanta.....L, 12-20

1993 (3-2)

A-01 New Orleans (Tokyo).....L, 16-28
 A-08 Chicago.....W, 13-9
 A-13 at NY Jets.....W, 24-13
 A-21 Atlanta.....W, 37-20
 A-27 at Cincinnati.....L, 3-23

1992 (2-3)

A-01 NY Jets (Canton, OH).....L, 14-41
 A-08 at Pittsburgh.....W, 35-33
 A-15 Cincinnati.....W, 27-17
 A-23 at Atlanta.....L, 10-20
 A-27 NY Jets.....L, 13-22

1991 (4-1)

J-28 Buffalo (London).....L, 13-17
 A-03 at NY Jets.....W, 24-10
 A-10 at Cincinnati.....W, 29-24
 A-17 Pittsburgh.....W, 21-20
 A-23 Indianapolis.....W, 23-21

1990 (2-2)

A-11 NY Jets.....L, 6-17
 A-18 Miami.....W, 23-14
 A-27 at Indianapolis.....W, 17-16
 S-01 at Pittsburgh.....L, 10-20

ALL-TIME PRESEASON RESULTS (CONTINUED)

1989 (4-1)

A-06 Cleveland (London).....W, 17-13
 A-12 Atlanta.....W, 23-17
 A-20 NY Jets (Raleigh, NC)L, 10-19
 A-26 PittsburghW, 38-14
 S-02 at Miami.....W 20-10

1988 (2-2)

A-06 NY JetsW, 23-12
 A-14 at Pittsburgh.....L, 16-21
 A-20 New England.....L, 21-24
 A-25 at Detroit.....W, 27-9

1987 (1-3)

A-15 at NY Jets.....L, 10-13
 A-23 at New England.....W, 19-13
 A-29 Miami.....L, 3-35
 S-03 Detroit.....L, 3-36

1986 (1-3)

A-08 at Detroit.....W, 17-9
 A-16 at San Diego.....L, 38-45
 A-23 Miami.....L, 15-20
 A-28 NY Jets.....L, 30-37

1985 (3-1)

A-10 at NY Jets.....W, 37-17
 A-17 at Cleveland.....L, 14-28
 A-23 LA Rams (Columbus, OH).....W, 14-12
 A-29 Detroit.....W, 20-16

1984 (2-2)

A-04 at Detroit.....L, 14-17
 A-11 at Pittsburgh.....L, 17-20
 A-18 at MinnesotaW, 31-10
 A-23 Cleveland.....W, 20-19

1983 (3-1)

A-05 Detroit.....W, 21-17
 A-13 at San Diego.....W, 21-20
 A-20 at Green Bay.....W, 27-14
 A-25 PittsburghL, 3-10

1982 (1-3)

A-14 at Tampa Bay.....L, 7-35
 A-20 New England.....W, 14-7
 A-27 at AtlantaL, 21-24
 S-04 at Pittsburgh.....L, 24-27

1981 (2-2)

A-06 at HoustonL, 10-13
 A-15 PittsburghW, 36-20
 A-23 New Orleans (Syracuse, NY)W, 37-7
 A-29 at NY JetsL, 3-14

1980 (3-1)

A-09 at BuffaloW, 24-9
 A-15 NY JetsW, 28-13
 A-24 at New England.....W, 23-17
 A-30 at Oakland.....L, 23-24

1979 (1-3)

A-03 at Baltimore.....L, 14-17
 A-09 at Kansas City.....L, 21-24
 A-17 BaltimoreW, 31-17
 A-24 at Miami.....L, 13-14

1978 (4-1)

J-29 Miami (Canton, OH).....W, 17-3
 A-05 New Orleans (Mexico City).....L, 7-14
 A-14 at Houston.....W, 28-10
 A-19 at AtlantaW, 24-7
 A-25 NY JetsW, 14-0

1977 (3-3)

A-05 at NY Jets.....W, 21-3
 A-13 at LA Rams.....L, 3-20
 A-22 New EnglandW, 21-10
 A-28 DenverW, 28-24
 S-02 at Pittsburgh.....L, 13-21
 S-09 at Green Bay.....L, 16-24

1976 (0-6)

J-31 at San Diego.....L, 7-20
 A-09 PittsburghL, 7-14
 A-14 at Miami.....L, 16-24
 A-23 Cleveland.....L, 17-21
 A-28 at MinnesotaL, 16-20
 S-05 at New England.....L, 7-20

PLAYOFF RESULTS



ALL-TIME PLAYOFF RESULTS

<u>Date</u>	<u>Playoff</u>	<u>Opponent</u>	<u>Result</u>	<u>Site</u>	<u>Attendance</u>	<u>Head Coach</u>
Sun., Dec. 21, 1947	NFL Divisional	Pittsburgh Steelers	W, 21-0	Pittsburgh	35,729	Greasy Neale
Sun., Dec. 28, 1947	NFL Championship	Chicago Cardinals	L, 21-28	Chicago	30,759	Greasy Neale
Sun., Dec. 19, 1948	NFL Championship	Chicago Cardinals	W, 7-0	Philadelphia	36,309	Greasy Neale
Sun., Dec. 18, 1949	NFL Championship	Los Angeles Rams	W, 14-0	Los Angeles	27,980	Greasy Neale
Mon., Dec. 26, 1960	NFL Championship	Green Bay Packers	W, 17-13	Philadelphia	67,325	Buck Shaw
Sun., Dec. 24, 1978	NFC Wild Card	Atlanta Falcons	L, 13-14	Atlanta	49,447	Dick Vermeil
Sun., Dec. 23, 1979	NFC Wild Card	Chicago Bears	W, 27-17	Philadelphia	69,397	Dick Vermeil
Sat., Dec. 29, 1979	NFC Divisional	Tampa Bay Buccaneers	L, 17-24	Tampa Bay	71,402	Dick Vermeil
Sat., Jan. 3, 1981	NFC Divisional	Minnesota Vikings	W, 31-16	Philadelphia	68,434	Dick Vermeil
Sun., Jan. 11, 1981	NFC Championship	Dallas Cowboys	W, 20-7	Philadelphia	70,696	Dick Vermeil
Sun., Jan. 25, 1981	Super Bowl 15	Oakland Raiders	L, 10-27	New Orleans	75,500	Dick Vermeil
Sun., Dec. 27, 1981	NFC Wild Card	New York Giants	L, 21-27	Philadelphia	71,611	Dick Vermeil
Sat., Dec. 31, 1988	NFC Divisional	Chicago Bears	L, 12-20	Chicago	65,534	Buddy Ryan
Sun., Dec. 31, 1989	NFC Wild Card	Los Angeles Rams	L, 7-21	Philadelphia	57,869	Buddy Ryan
Sat., Jan. 5, 1991	NFC Wild Card	Washington	L, 6-20	Philadelphia	65,287	Buddy Ryan
Sun., Jan. 3, 1993	NFC Wild Card	New Orleans Saints	W, 36-20	New Orleans	68,893	Rich Kotite
Sun., Jan. 10, 1993	NFC Divisional	Dallas Cowboys	L, 10-34	Dallas	63,721	Rich Kotite
Sat., Dec. 30, 1995	NFC Wild Card	Detroit Lions	W, 58-37	Philadelphia	66,099	Ray Rhodes
Sun., Jan. 7, 1996	NFC Divisional	Dallas Cowboys	L, 11-30	Dallas	64,371	Ray Rhodes
Sun., Dec. 29, 1996	NFC Wild Card	San Francisco 49ers	L, 0-14	San Francisco	56,460	Ray Rhodes
Sun., Dec. 31, 2000	NFC Wild Card	Tampa Bay Buccaneers	W, 21-3	Philadelphia	65,813	Andy Reid
Sun., Jan. 7, 2001	NFC Divisional	New York Giants	L, 10-20	New York	78,765	Andy Reid
Sat., Jan. 12, 2002	NFC Wild Card	Tampa Bay Buccaneers	W, 31-9	Philadelphia	65,847	Andy Reid
Sat., Jan. 19, 2002	NFC Divisional	Chicago Bears	W, 33-19	Chicago	66,944	Andy Reid
Sun., Jan. 27, 2002	NFC Championship	St. Louis Rams	L, 24-29	St. Louis	66,502	Andy Reid
Sat., Jan. 11, 2003	NFC Divisional	Atlanta Falcons	W, 20-6	Philadelphia	66,452	Andy Reid
Sun., Jan. 19, 2003	NFC Championship	Tampa Bay Buccaneers	L, 10-27	Philadelphia	66,713	Andy Reid
Sun., Jan. 11, 2004	NFC Divisional	Green Bay Packers	W, 20-17 (OT)	Philadelphia	67,707	Andy Reid
Sun., Jan. 18, 2004	NFC Championship	Carolina Panthers	L, 3-14	Philadelphia	67,862	Andy Reid
Sun., Jan. 16, 2005	NFC Divisional	Minnesota Vikings	W, 27-14	Philadelphia	67,722	Andy Reid
Sun., Jan. 23, 2005	NFC Championship	Atlanta Falcons	W, 27-10	Philadelphia	67,717	Andy Reid
Sun., Feb. 6, 2005	Super Bowl 39	New England Patriots	L, 21-24	Jacksonville	78,125	Andy Reid
Sun., Jan. 7, 2007	NFC Wild Card	New York Giants	W, 23-20	Philadelphia	69,094	Andy Reid
Sat., Jan. 13, 2007	NFC Divisional	New Orleans Saints	L, 24-27	New Orleans	70,001	Andy Reid
Sun., Jan. 4, 2009	NFC Wild Card	Minnesota Vikings	W, 26-14	Minneapolis	61,746	Andy Reid
Sun., Jan. 11, 2009	NFC Divisional	New York Giants	W, 23-11	New York	79,193	Andy Reid
Sun., Jan. 18, 2009	NFC Championship	Arizona Cardinals	L, 25-32	Glendale	70,650	Andy Reid
Sat., Jan. 9, 2010	NFC Wild Card	Dallas Cowboys	L, 14-34	Dallas	92,951	Andy Reid
Sun., Jan. 9, 2011	NFC Wild Card	Green Bay Packers	L, 16-21	Philadelphia	69,144	Andy Reid
Sat., Jan. 4, 2014	NFC Wild Card	New Orleans Saints	L, 24-26	Philadelphia	69,144	Chip Kelly
Sat., Jan. 13, 2018	NFC Divisional	Atlanta Falcons	W, 15-10	Philadelphia	69,596	Doug Pederson
Sun., Jan. 21, 2018	NFC Championship	Minnesota Vikings	W, 38-7	Philadelphia	69,596	Doug Pederson
Sun., Feb. 4, 2018	Super Bowl	New England Patriots	W, 41-33	Minneapolis	67,612	Doug Pederson
Sun., Jan. 6, 2019	NFC Wild Card	Chicago Bears	W, 16-15	Chicago	62,462	Doug Pederson
Sun., Jan. 13, 2019	NFC Divisional	New Orleans Saints	L, 14-20	New Orleans	73,027	Doug Pederson
Sun., Jan. 5, 2020	NFC Wild Card	Seattle Seahawks	L, 9-17	Philadelphia	69,796	Doug Pederson

PLAYOFF GAME BREAKDOWN

Overall Record	23-23	NFC Championship	3-4
Home	15-8	NFC Divisional	8-7
Road	7-13	NFC Wild Card	8-9
Super Bowl	1-2	Overtime	1-0
NFL Championship	3-1	Points Scored-Allowed	914-848

EAGLES ALL-TIME PRIMETIME GAMES

<u>Date</u>	<u>Opponent</u>	<u>Result</u>	<u>Network</u>	<u>Date</u>	<u>Opponent</u>	<u>Result</u>	<u>Network</u>
Mon., Nov. 23, 1970	NY Giants	W, 23-20	ABC	Mon., Nov. 14, 2005	Dallas	L, 20-21	ABC
Mon., Oct. 2, 1972	NY Giants	L, 12-27	ABC	Mon., Dec. 5, 2005	Seattle	L, 0-42	ABC
Mon., Sept. 23, 1974	Dallas	W, 13-10	ABC	Mon., Oct. 2, 2006	Green Bay	W, 31-9	ESPN
Mon., Nov. 3, 1975	LA Rams	L, 3-42	ABC	Sun., Nov. 26, 2006	at Indianapolis	L, 21-45	NBC
Mon., Sept. 27, 1976	Washington	L, 17-20 (OT)	ABC	Mon., Dec. 4, 2006	Carolina	W, 27-24	ESPN
Mon., Sept. 10, 1979	Atlanta	L, 10-14	ABC	Sat., Jan. 13, 2007	at N. Orleans (NFCD)	L, 24-27	FOX
Mon., Nov. 12, 1979	at Dallas	W, 31-21	ABC	Mon., Sept. 17, 2007	Washington	L, 12-20	ESPN
Mon., Sept. 22, 1980	NY Giants	W, 35-3	ABC	Sun., Sept. 30, 2007	at NY Giants	L, 3-16	NBC
Thurs., Sept. 17, 1981	at Buffalo	W, 20-14	ABC	Sun., Nov. 4, 2007	Dallas	L, 17-38	NBC
Mon., Oct. 5, 1981	Atlanta	W, 16-13	ABC	Sun., Nov. 25, 2007	at New England	L, 31-28	NBC
Mon., Nov. 30, 1981	at Miami	L, 10-13	ABC	Mon., Sept. 15, 2008	at Dallas	L, 37-41	ESPN
Mon., Oct. 10, 1988	NY Giants	W, 24-13	ABC	Sun., Sept. 28, 2008	at Chicago	L, 20-24	NBC
Mon., Oct. 2, 1989	at Chicago	L, 13-27	ABC	Sun., Nov. 9, 2008	NY Giants	L, 31-36	NBC
Mon., Dec. 18, 1989	at New Orleans	L, 20-30	ABC	Thurs., Nov. 27, 2008	Arizona	W, 48-20	NFLN
Sun., Sept. 9, 1990	at NY Giants	L, 20-27	TNT	Mon., Dec. 15, 2008	Cleveland	W, 30-10	ESPN
Mon., Oct. 15, 1990	Minnesota	W, 32-24	ABC	Mon., Oct. 26, 2009	at Washington	W, 27-17	ESPN
Mon., Nov. 12, 1990	Washington	W, 28-14	ABC	Sun., Nov. 8, 2009	Dallas	L, 16-20	NBC
Sun., Dec. 9, 1990	at Miami	L, 20-23	ESPN	Sun., Nov. 22, 2009	at Chicago	W, 24-20	NBC
Mon., Sept. 30, 1991	at Washington	L, 0-23	ABC	Sun., Dec. 13, 2009	at NY Giants	W, 45-38	NBC
Mon., Nov. 4, 1991	NY Giants	W, 30-7	ABC	Sat., Jan. 9, 2010	at Dallas (NFCW)	L, 14-34	NBC
Mon., Dec. 2, 1991	at Houston Oilers	W, 13-6	ABC	Sun., Oct. 10, 2010	at San Francisco	W, 27-24	NBC
Sun., Sept. 13, 1992	at Phoenix	W, 31-14	TNT	Mon., Nov. 15, 2010	at Washington	W, 59-28	ESPN
Mon., Oct. 5, 1992	Dallas	W, 31-7	ABC	Sun., Nov. 21, 2010	NY Giants	W, 27-17	NBC
Mon., Dec. 6, 1993	at Dallas	L, 17-23	ABC	Thurs., Dec. 2, 2010	Houston	W, 34-24	NFLN
Sun., Dec. 19, 1993	at Indianapolis	W, 20-10	ESPN	Sun., Dec. 12, 2010	at Dallas	W, 30-27	NBC
Mon., Jan. 3, 1994	at San Fran.	W, 37-34 (OT)	ABC	Tues., Dec. 28, 2010	Minnesota	L, 14-24	NBC
Mon., Sept. 12, 1994	Chicago	W, 30-22	ABC	Sun., Sep. 18, 2011	at Atlanta	L, 31-35	NBC
Sun., Oct. 9, 1994	Washington	W, 21-17	TNT	Sun., Oct. 30, 2011	Dallas	W, 34-7	NBC
Mon., Oct. 24, 1994	Houston Oilers	W, 21-6	ABC	Mon., Nov. 7, 2011	Chicago	L, 24-30	ESPN
Sun., Sept. 10, 1995	at Arizona	W, 31-19	TNT	Sun., Nov. 20, 2011	at NY Giants	W, 17-10	NBC
Mon., Nov. 6, 1995	at Dallas	L, 12-34	ABC	Thu., Dec. 1, 2011	at Seattle	L, 14-31	NFLN
Sun., Nov. 12, 1995	Denver	W, 31-13	ESPN	Sun., Sep. 30, 2012	NY Giants	W, 19-17	NBC
Mon., Sept. 9, 1996	at Green Bay	L, 13-39	ABC	Mon., Nov. 5, 2012	at New Orleans	L, 13-28	ESPN
Sun., Sept. 22, 1996	at Atlanta	W, 33-18	TNT	Mon., Nov. 26, 2012	Carolina	L, 22-30	ESPN
Mon., Sept. 30, 1996	Dallas	L, 19-23	ABC	Sun., Dec. 2, 2012	at Dallas	L, 33-38	NBC
Thurs., Dec. 5, 1996	at Indianapolis	L, 10-37	ESPN	Thu., Dec. 13, 2012	vs. Cincinnati	L, 13-34	NFLN
Mon., Sept. 15, 1997	at Dallas	L, 20-21	ABC	Mon., Sep. 9, 2013	at Washington	W, 33-27	ESPN
Sun., Sept. 28, 1997	at Min	L, 19-28	TNT	Thu., Sep. 19, 2013	Kansas City	L, 16-26	NFLN
Mon., Nov. 10, 1997	San Francisco	L, 12-24	ABC	Sun., Dec. 22, 2013	Chicago	W, 54-11	NBC
Sun., Sept. 20, 1998	at Arizona	L, 3-17	ESPN	Sun., Dec. 29, 2013	at Dallas	W, 24-22	NBC
Mon., Nov. 2, 1998	Dallas	L, 0-34	ABC	Sat., Jan. 4, 2014	New Orleans (NFCW)	L, 24-26	NBC
Thurs., Dec. 3, 1998	St. Louis Rams	W, 17-14	ESPN	Mon., Sep. 15, 2014	at Indianapolis	W, 30-27	ESPN
Sun., Oct. 1, 2000	Atlanta	W, 38-10	ESPN	Sun., Oct. 12, 2014	NY Giants	W, 27-0	NBC
Sun., Sept. 30, 2001	Dallas	W, 40-18	ESPN	Mon., Nov. 10, 2014	Carolina	W, 45-21	ESPN
Mon., Oct. 22, 2001	at NY Giants	W, 10-9	ABC	Sun., Dec. 14, 2014	Dallas	L, 27-38	NBC
Thurs., Nov. 29, 2001	at Kansas City	W, 23-10	ESPN	Mon., Sep. 14, 2015	at Atlanta	L, 24-26	ESPN
Sun., Jan. 6, 2002	at Tampa Bay	W, 17-13	ESPN	Mon., Oct. 19, 2015	NY Giants	W, 27-7	ESPN
Mon., Sept. 16, 2002	at Washington	W, 37-7	ABC	Sun., Oct. 25, 2015	at Carolina	L, 16-27	NBC
Mon., Oct. 28, 2002	NY Giants	W, 17-3	ABC	Sun., Nov. 8, 2015	at Dallas	W, 33-27 (OT)	NBC
Mon., Nov. 25, 2002	at San Francisco	W, 38-17	ABC	Sun., Dec. 20, 2015	Arizona	L, 17-40	NBC
Sat., Dec. 21, 2002	at Dallas	W, 27-3	ESPN	Sat., Dec. 26, 2015	Washington	L, 24-38	NFLN
Sat., Jan. 11, 2003	Atlanta (NFCD)	W, 20-6	FOX	Mon., Sep. 19, 2016	at Chicago	W, 29-14	ESPN
Mon., Sept. 8, 2003	Tampa Bay	L, 0-17	ABC	Sun., Oct. 30, 2016	at Dallas	L, 23-29 (OT)	NBC
Mon., Nov. 10, 2003	at Green Bay	W, 17-14	ABC	Mon., Nov. 28, 2016	Green Bay	L, 13-27	ESPN
Mon., Dec. 15, 2003	at Miami	W, 34-27	ABC	Thu., Dec. 22, 2016	NY Giants	W, 24-19	NFLN
Sat., Dec. 27, 2003	at Washington	W, 31-7	ESPN	Thu., Oct. 12, 2017	at Carolina	W, 28-23	NFLN
Mon., Sept. 20, 2004	Minnesota	W, 27-16	ABC	Mon., Oct. 23, 2017	Washington	W, 34-24	ESPN
Mon., Nov. 15, 2004	at Dallas	W, 49-21	ABC	Sun., Nov. 19, 2017	at Dallas	W, 37-9	NBC
Sun., Dec. 12, 2004	at Washington	W, 17-14	ESPN	Sun., Dec. 3, 2017	at Seattle	L, 10-24	NBC
Mon., Dec. 27, 2004	at St. Louis	L, 7-20	ABC	Mon., Dec. 25, 2017	Oakland	W, 19-10	ESPN
Mon., Sept. 12, 2005	at Atlanta	L, 10-14	ABC	Thu., Sep. 6, 2018	Atlanta	W, 18-12	NBC
Sun., Nov. 6, 2005	at Washington	L, 10-17	ESPN	Thu., Oct. 11, 2018	NY Giants	W, 34-13	NFLN

EAGLES ALL-TIME PRIMETIME GAMES (CONTINUED)

<u>Date</u>	<u>Opponent</u>	<u>Result</u>	<u>Network</u>
Sun., Nov. 11, 2018	Dallas	L, 20-27	NBC
Mon., Dec. 3, 2018	Washington	W, 28-13	ESPN
Sun., Dec. 16, 2018	at LA Rams	W, 30-23	NBC
Sun., Sep. 15, 2019	at Atlanta	L, 20-24	NBC
Thu., Sep. 26, 2019	at Green Bay	W, 34-27	FOX
Sun., Oct. 20, 2019	at Dallas	L, 10-37	NBC
Mon., Dec. 9, 2019	NY Giants	W, 23-17	ESPN
Sun., Oct. 4, 2020	at San Francisco	W, 25-20	NBC
Thur., Oct. 22, 2020	NY Giants	W, 22-21	FOX
Sun., Nov. 1, 2020	Dallas	W, 23-9	NBC
Mon., Nov. 30, 2020	Seattle	L, 17-23	ESPN
Sun., Jan. 3, 2021	Washington	L, 14-20	NBC

PRIMETIME RECORD: 75-56 **PLAYOFFS:** 1-2

(NFCW) - NFC Wild Card Playoff game

(NFCD) - NFC Divisional Playoff game

PRIMETIME RECORD BY NETWORK

<u>Network</u>	<u>Record</u>
ABC	23-20
ESPN	24-12
FOX	3-1
NBC	17-21
NFL Network	5-4
TNT	4-2



ALL-TIME ROSTERS, DRAFTS & TRADES



[FRONT OFFICE & COACHING STAFF](#)

[PLAYER BIOS](#)

[2020 EAGLES STATS](#)

[RECORD BOOK](#)

[ALL-TIME RESULTS](#)

[ALL-TIME ROSTERS](#)

[HONORS & HISTORY](#)

[YEAR-BY-YEAR STATS](#)

[OFF THE FIELD](#)

ALL-TIME ROSTER



	<u>Player (College), Position</u>	<u>Years</u>
A	Abercrombie, Walter (Baylor), RB.....	1988
-	Abiamiri, Victor (Notre Dame), DE.....	2007-11
-	Absher, Dick (Maryland), LB.....	1972
-	Acho, Emmanuel (Texas), LB.....	2013-15
-	Adams, Gary (Arkansas), DB.....	1969
-	Adams, Jamar (Michigan), S.....	2010
-	Adams, Josh (Notre Dame), RB.....	2018
-	Adams, Keith (Clemson), LB.....	2002-05
-	Adams, Theo (Hawaii), G.....	1995
-	Agajanian, Ben (New Mexico), G.....	1945
-	Agholor, Nelson (USC), WR.....	2015-19
-	Aiken, Kamar (Central Florida), WR.....	2018
-	Ajayi, Jay (Boise State), RB.....	2017-18, '19
-	Ajrotutu, Seyi (Fresno State), WR.....	2015
-	Akers, David (Louisville), K.....	1999-2010
-	Alexander, David (Tulsa), C.....	1987-94
-	Alexander, D.J. (Oregon State), LB.....	2018
-	Alexander, Kermit (UCLA), DB.....	1972-73
-	Allen, Beau (Wisconsin), DT.....	2014-17
-	Allen, Chuck (Washington), LB.....	1972
-	Allen, Eric (Arizona State), CB.....	1988-94
-	Allen, Ian (Purdue), T.....	2004
-	Allen, Jackie (Baylor), DB.....	1972
-	Allen, Kevin (Indiana), T.....	1985
-	Allen, Nate (South Florida), S.....	2010-14
-	Allert, Ty (Texas), LB.....	1987-89
-	Allison, Henry (San Diego State), G.....	1971-72
-	Alonso, Kiko (Oregon), LB.....	2015
-	Amerson, Glen (Texas Tech), B.....	1961
-	Amundson, George (Iowa State), RB.....	1975
-	Anderson, Colt (Montana), S.....	2010-13
-	Anderson, Gary (Syracuse), K.....	1995-96
-	Andrews, Josh (Oregon State), G.....	2015-16
-	Andrews, Leroy (Pittsburg State), B.....	1934
-	Andrews, Shawn (Arkansas), T/G.....	2004-09
-	Andrews, Stacy (Mississippi), G/T.....	2009
-	Angelo, Jim † (Indiana (PA)), G.....	1987
-	Antwine, Houston (Southern Illinois), DT.....	1972
-	Arcega-Whiteside, J.J. (Stanford), WR.....	2019-
-	Archer, Dave (Iowa State), QB.....	1991-92
-	Armour, Justin (Stanford), WR.....	1997
-	Armstrong, Calvin (Washington State), T.....	2005
-	Armstrong, Harvey (Southern Methodist), DT.....	1982-84
-	Armstrong, Neill (Oklahoma A&M), E.....	1947-51
-	Arnold, Grayland (Baylor), DB.....	2020-
-	Arnold, Jay (Texas), B.....	1937-40
-	Arrington, Rick (Tulsa), QB.....	1970-73
-	Aschbacher, Darrel (Oregon), G.....	1959
-	Asher, Jamie (Louisville), TE.....	1999
-	Asomugha, Nnamdi (California), CB.....	2011-12
-	Atkins, Steve (Maryland), FB.....	1981
-	Auer, Howard (Michigan), T.....	1933
-	Auer, Jim † (Georgia), DE.....	1987
-	Austin, Miles (Monmouth), WR.....	2015
-	Autry, Darnell (Northwestern), RB.....	1998, '00
-	Avant, Jason (Michigan), WR.....	2006-13
-	Avery, Genard (Memphis), DE.....	2019-
-	Ayers, Marvin † (Grambling), DE.....	1987
	Player (College), Position	Years
B	Babin, Jason (Western Michigan), DE.....	2009, '11-12
-	Bachie, Joe (Michigan State), LB.....	2020
-	Bahr, Matt (Penn State), K.....	1993
-	Bailey, David (Oklahoma State), DE.....	1990
-	Bailey, Eric † (Kansas State), TE.....	1987
-	Bailey, Howard (Tennessee), T.....	1935
-	Bailey, Tom (Florida State), B.....	1971-74
-	Bailey, Victor (Missouri), WR.....	1993-94
-	Bair, Brandon (Oregon), DE.....	2014-15
-	Baisi, Albert (West Virginia), G.....	1947
-	Baker, Jason (Iowa), P.....	2002
-	Baker, John (North Carolina Central), E.....	1962
-	Baker, Keith (Texas Southern), WR.....	1985
-	Baker, Ron (Oklahoma State), G.....	1980-88
-	Baker, Sam (Oregon State), K.....	1964-69
-	Baker, Tony (Iowa State), B.....	1971-72
-	Baldinger, Brian (Duke), G.....	1992-93
-	Ballman, Gary (Michigan State), E.....	1967-72
-	Banas, Stephen (Notre Dame), B.....	1935
-	Banducci, Bruno (Stanford), G.....	1944-45
-	Banta, Jack (USC), B.....	1941, '44-45
-	Barber, Shawn (Richmond), LB.....	2002, '06
-	Barbre, Allen (Missouri Southern State), G/T.....	2013-16
-	Barker, Bryan (Santa Clara), P.....	1994
-	Barkley, Matt (USC), QB.....	2013-14
-	Barlow, Corey (Auburn), CB.....	1992-94
-	Barner, Kenjon (Oregon), RB.....	2015-16, '17
-	Barnes, Antwan (Florida International), DE.....	2010
-	Barnes, Bill (Wake Forest), B.....	1957-61
-	Barnes, Larry (Tennessee State), FB.....	1978-79
-	Barnes, Walter (LSU), G.....	1948-51
-	Barnett, Derek (Tennessee), DE.....	2017-
-	Barnett, Fred (Arkansas State), WR.....	1990-95
-	Barnhardt, Dan (Centenary), B.....	1934
-	Barni, Roy (San Francisco), B.....	1954-55
-	Barnum, Len (West Virginia Wesleyan), B.....	1940-42
-	Barr, Stephen (Pennsylvania), WR.....	1965
-	Bartholomew, Sam (Tennessee), B.....	1941
-	Bartlett, Doug (Northern Illinois), LB.....	1988
-	Bartley, Ephesians (Florida), LB.....	1992
-	Bartrum, Mike (Marshall), TE/LS.....	2000-06
-	Barwin, Connor (Cincinnati), LB/DE.....	2013-16
-	Basca, Nick (Villanova), B.....	1941
-	Baskett, Hank (New Mexico), WR.....	2006-10
-	Bassi, Dick (Santa Clara), G.....	1940
-	Bassman, Herman (Ursinus), B.....	1936
-	Battaglia, Matt † (Louisville), LB.....	1987
-	Baughan, Maxie (Georgia Tech), LB.....	1960-65
-	Bauman, Alfred (Northwestern), T.....	1947
-	Bausby, De'Vante (Pittsburg State), CB.....	2018
-	Bausch, Frank (Kansas), C.....	1940-41
-	Bavaro, Mark (Notre Dame), TE.....	1993-94
-	Bawel, Bibbles (Evansville), B.....	1952, '55-56
-	Baze, Winford (Texas Tech), B.....	1937
-	Beach, Pat (Washington State), TE.....	1992
-	Beals, Shawn (Idaho State), WR/KR.....	1988
-	Beatty, Will (Connecticut), T.....	2017
-	Beaver, Jim (Florida), G.....	1962
-	Beckles, Ian (Indiana), G.....	1997-98
-	Bednarik, Chuck (Pennsylvania), C/LB.....	1949-62
-	Beisler, Randy (Indiana), DE.....	1966-68
-	Bell, Demetress (Northwestern State), T.....	2012
-	Bell, Eddie (Pennsylvania), B.....	1955-58

ALL-TIME ROSTER



- Bell, Joique (Wayne State), RB.....	2010	- Brister, Bubby (Northeast Louisiana), QB.....	1993-94
- Bell, Mike (Arizona), RB.....	2010	- Britt, Rankin (Texas A&M), E.....	1939
- Bell, Todd (Ohio State), LB.....	1988-89	- Brodnicki, Chuck (Temple), T.....	1934
- Bellamy, Mike (Illinois), WR.....	1990	- Brooks, Barrett (Kansas State), T.....	1995-98
- Bellamy, Victor † (Syracuse), CB.....	1987	- Brooks, Brandon (Miami (OH)), G.....	2016-
- Bello, B.J. (Illinois State), LB.....	2018	- Brooks, Clifford (Tennessee State), DB.....	1975-76
- Bendross, Jesse † (Alabama), WR.....	1987	- Brooks, Ron (LSU), CB.....	2016
- Benn, Arrelious (Illinois), WR.....	2013	- Brooks, Terrence (Florida State), S.....	2016
- Bennett, Michael (Texas A&M), DE.....	2018	- Brooks, Tony (Notre Dame), RB.....	1992-93
- Benson, Harry (Western Maryland), G.....	1935	- Brookshier, Tom (Colorado), B.....	1953, '56-61
- Berger, Mitch (Colorado), P.....	1994	- Broughton, Luther (Furman), TE.....	1997, '99-00
- Bergey, Bill (Arkansas State), LB.....	1974-80	- Brown, Aaron (Ohio State), LB.....	1985
- Berry, Dan (California), B.....	1967	- Brown, Bob (Nebraska), T.....	1964-68
- Berzinski, Willie (Wisconsin-LaCrosse), B.....	1956	- Brown, Bryce (Kansas State), RB.....	2012-13
- Betterson, James (North Carolina), RB.....	1977-78	- Brown, Cedrick (Washington), CB.....	1987
- Bielski, Dick (Maryland), B.....	1955-59	- Brown, David † (Miami (OH)), LB.....	1987
- Bieniemy, Eric (Colorado), RB.....	1999	- Brown, Deauntae (Central State (OH)), CB.....	1997
- Biggers, E.J. (Western Michigan), CB.....	2015	- Brown, Fred (Miami (FL)), LB.....	1967-69
- Binotto, John (Duquesne), B.....	1942	- Brown, Greg (Kansas State), DE.....	1981-86
- Bishop, Blaine (Ball State), SS.....	2002	- Brown, Jamon (Louisville), G.....	2020
- Bjorklund, Robert (Minnesota), C.....	1941	- Brown, Jerome (Miami (FL)), DT.....	1987-91
- Black, Michael (Sacramento State), T/G.....	1986	- Brown, Na (North Carolina), WR.....	1999-2001
- Blackmore, Richard (Mississippi State), CB.....	1979-82	- Brown, Reggie (Georgia), WR.....	2005-09
- Blaine, Ed (Missouri), G.....	1963-66	- Brown, Reggie † (Oregon), RB.....	1987
- Blake, Jeff (East Carolina), QB.....	2004	- Brown, Ronnie (Auburn), RB.....	2011
- Bleamer, Jeff (Penn State), T.....	1975-76	- Brown, Sheldon (South Carolina), CB.....	2002-09
- Bleeker, Mel (USC), B.....	1944-46	- Brown, Thomas (Baylor), DE.....	1980
- Bloom, Jeremy (Colorado), WR.....	2006	- Brown, Timmy (Ball State), B.....	1960-67
- Blount, LeGarrette (Oregon), RB.....	2017	- Brown, Willie (USC), FL.....	1966
- Blue, Luther (Iowa State), WR.....	1980	- Brown, Zach (North Carolina), LB.....	2019
- Blye, Ron (Notre Dame), RB.....	1969	- Brumm, Don (Purdue), DE.....	1970-71
- Boatswain, Harry (New Haven, G/T).....	1995, '97	- Brunski, Andrew (Temple), C.....	1943
- Boedeker, William (DePaul), B.....	1950	- Brutley, Daryon (Northern Iowa), CB.....	2003
- Bogren, Vince (New Mexico), E.....	1944	- Bryant, Bill (Grambling), CB.....	1978
- Bolden, Gary † (Southwestern Oklahoma State), DT.....	1987	- Brzezinski, Doug (Boston College), G.....	1999-2002
- Boniol, Chris (Louisiana Tech), K.....	1997-98	- Buckhalter, Correll (Nebraska), RB.....	2001-08
- Booker, Lorenzo (Florida State), RB.....	2008	- Buckley, Eldra (Tennessee-Chattanooga), RB.....	2009-10
- Booty, John (TCU), DB.....	1991-92	- Budd, Frank (Villanova), E.....	1962
- Boryla, Mike (Stanford), QB.....	1974-76	- Bukant, Joe (Washington-St. Louis), B.....	1938-40
- Bostic, James (Auburn), RB.....	1998-99	- Bulaich, Norm (TCU), RB.....	1973-74
- Bostic, Jason (Georgia Tech), CB.....	1999-2000	- Bull, Ron (Baylor), B.....	1971
- Bougness, Lee (Louisville), B.....	1970-73	- Bunkley, Brodrick (Florida State), DT.....	2006-10
- Bouie, Kevin (Mississippi State), RB.....	1995-96	- Bunting, John (North Carolina), LB.....	1972-82
- Bova, Tony (Saint Francis), E.....	1943	- Burgess, Derrick (Mississippi), LB/DE.....	2001-04, '10
- Bowman, Kevin † (San Jose State), WR.....	1987	- Burk, Adrian (Baylor), QB.....	1951-56
- Boykin, Brandon (Georgia), CB.....	2012-14	- Burke, Mark (West Virginia), DB.....	1976
- Boykin, Deral (Louisville), S.....	1996	- Burks, Dialleo (Eastern Kentucky), WR.....	1996
- Bradford, Sam (Oklahoma), QB.....	2015	- Burnett, Deontay (USC), WR.....	2019-20
- Bradham, Nigel (Florida State), LB.....	2016-19	- Burnette, Tom (North Carolina), B.....	1938
- Bradley, Bill (Texas), FS.....	1969-76	- Burnham, Lem (U.S. International), DE.....	1977-80
- Bradley, Carlos † (Wake Forest), LB.....	1987	- Burnine, Hank (Missouri), E.....	1956-57
- Bradley, Harold (Iowa), G.....	1958	- Burroughs, Don (Colorado State), B.....	1960-64
- Bradley, Shaun (Temple), LB.....	2020-	- Burton, Trey (Florida), TE.....	2014-17
- Bradley, Stewart (Nebraska), LB.....	2007-10	- Bushby, Thomas (Kansas State), B.....	1935
- Brady, Rickey (Oklahoma), TE.....	1995	- Buss, Art (Michigan State), T.....	1936-37
- Braman, Bryan (West Texas A&M), LB/DE.....	2014-16, '17	- Butler, Bob (Kentucky), G.....	1962
- Bredice, John (Boston University), E.....	1956	- Butler, Hakeem (Iowa State), TE.....	2020-
- Brennan, Leo (Holy Cross), T.....	1942	- Butler, John (Tennessee), B.....	1943, '45
- Brewer, Jack (Minnesota), S.....	2005	- Byars, Keith (Ohio State), RB.....	1986-92
- Brewer, John (Louisville), B.....	1952-53	- Byrne, Bill (Boston College), G.....	1963
- Brian, William (Gonzaga), T.....	1935-36		
- Bridges, Jeremy (Southern Mississippi), T/G.....	2003		

ALL-TIME ROSTER



	Player (College), Position	Years
C	Cabrelli, Larry (Colgate), E	1941-47
-	Caesar, Ivan (Boston College), LB	1993
-	Caffey, Lee Roy (Texas A&M), LB	1963
-	Cagle, Jim (Georgia), DT	1974
-	Cahill, Dave (Northern Arizona), DT	1966
-	Caldwell, Mike (Middle Tennessee State), LB	1998-2001
-	Calhoun, Don (Kansas State), RB	1982
-	Calicchio, Lonny (Mississippi), K	1997
-	Calloway, Ernie (Texas Southern), DT	1969-72
-	Calvin, Jorrick (Troy), CB	2010
-	Campbell, Glenn (Emporia State), E	1935
-	Campbell, Marion (Georgia), T	1956-61
-	Campbell, Stan (Iowa State), G	1959-61
-	Campbell, Tommy (Iowa State), DB	1976
-	Campfield, Billy (Kansas), RB	1978-82
-	Campion, T.J. (Southeastern Louisiana), T	1947
-	Canale, Rocco (Boston College), G	1943-45
-	Carmichael, Roc (Virginia Tech), CB	2013-14
-	Carmichael, Harold (Southern), WR	1971-83
-	Carollo, Joe (Notre Dame), T	1969-70
-	Carpe, Joe (Millikin), T	1933
-	Carpenter, Rob (Syracuse), WR	1995
-	Carr, Earl (Florida), RB	1979
-	Carr, Jim (Charleston), B	1959-63
-	Carrioccio, Russ (Virginia), G	1955
-	Carroll, Nolan (Maryland), CB	2014-16
-	Carroll, Terrence (Oregon State), S	2001
-	Carson, Carlos (LSU), WR	1989
-	Carter, Cris (Ohio State), WR	1987-89
-	Carter, DeAndre (Sacramento State), WR	2018
-	Carter, Joe (Austin), E	1933-40
-	Case, Pete (Georgia), G	1962-64
-	Casey, James (Rice), TE	2013-14
-	Cassady, Howard (Ohio State), B	1962
-	Castiglia, Jim (Georgetown), B	1941, '45-46
-	Caterbone, Tom † (Franklin & Marshall), CB	1987
-	Catlin, Tom (Oklahoma), LB	1959
-	Cavanaugh, Matt (Pittsburgh), QB	1986-89
-	Caver, Quinton (Arkansas), LB	2001-02
-	Celek, Brent (Cincinnati), TE	2007-17
-	Cemore, Tony (Creighton), G	1941
-	Ceppetelli, Gene (Villanova), C	1968-69
-	Chalenski, Mike (UCLA), DE	1993-95
-	Chaney, Jamar (Mississippi State), LB	2010-12
-	Chapura, Dick (Missouri), DT	1990
-	Cheek, Louis (Texas A&M), T	1990
-	Cherry, Je'Rod (California), S	2000
-	Cherundolo, Chuck (Penn State), C	1940
-	Chesley, Al (Pittsburgh), LB	1979-82
-	Chesson, Wes (Duke), WR	1973-74
-	Christensen, Jeff (Eastern Illinois), QB	1984-85
-	Chung, Patrick (Oregon), S	2013
-	Chuy, Don (Clemson), G	1969
-	Cifelli, Gus (Notre Dame), T	1954
-	Clark, Al (Eastern Michigan), CB	1976
-	Clark, Algy (Ohio State), B	1934
-	Clark, Jeremy (Alabama), DT	2010
-	Clark, Mike (Texas A&M), K/E	1963
-	Clark, Willie (Notre Dame), CB	1997
-	Clarke, Adrien (Ohio State), G	2004-05
-	Clarke, Ken (Syracuse), DT	1978-87
-	Clayton, Don (no college), T	1936
-	Clayton, Keenan (Oklahoma), LB	2010-11
-	Clement, Corey (Wisconsin), RB	2017-20
-	Clemons, Chris (Georgia), DE	2008-09
-	Clemons, Topper † (Wake Forest), RB	1987
-	Cobb, Garry (USC), LB	1985-87
-	Cody, Bill (Auburn), LB	1972
-	Colavito, Rocky (Wake Forest), LB	1975
-	Cole, John (St. Joseph's (PA)), B	1938-40
-	Cole, Nick (New Mexico State), C	2006-10
-	Cole, Trent (Cincinnati), DE/LB	2005-14
-	Coleman, Al (Tennessee State), DB	1972-73
-	Coleman, Kurt (Ohio State), S	2010-13
-	Coleman, Marco (Georgia Tech), DE	2003
-	Collie, Bruce (Texas-Arlington), G	1990-91
-	Colman, Wayne (Temple), DB	1968-69
-	Combs, Bill (Purdue), E	1942
-	Concannon, Jack (Boston College), QB	1964-66
-	Conjar, Larry (Notre Dame), B	1968
-	Conlin, Ray † (Ohio State), DT	1987
-	Conner, Darion (Jackson State), DE	1996-97
-	Considine, Sean (Iowa), S	2005-08
-	Conti, Enio (Bucknell), G	1941-45
-	Conwell, Joe (North Carolina), T	1986-87
-	Cook, Leon (Northwestern), T	1942
-	Cook, Rashard (USC), S	1999-2002
-	Cooke, Ed (Maryland), E	1958
-	Cooper, Evan (Michigan), DB/KR	1984-87
-	Cooper, Louis (Western Carolina), LB	1993
-	Cooper, Richard (Tennessee), T	1996-98
-	Cooper, Riley (Florida), WR	2010-15
-	Copeland, Russell (Memphis State), WR	1997-98
-	Cornish, Frank (UCLA), C	1995
-	Cortez, Jose (Oregon State), K	2005
-	Coston, Zed (Texas A&M), C	1939
-	Cothren, Paige (Mississippi), B	1959
-	Countess, Blake (Auburn), CB	2020
-	Couplin, Jerome (William & Mary), S	2014-15
-	Cowher, Bill (North Carolina State), LB	1983-84
-	Cowhig, Jerry (Notre Dame), B	1951
-	Cox, Fletcher (Mississippi State), DT/DE	2012-
-	Crabb, Claude (Colorado), B	1964-65
-	Craft, Russ (Alabama), CB/HB	1946-53
-	Crafts, Jerry (Louisville), T/G	1997-98
-	Crawford, Charles (Oklahoma State), RB	1986-87
-	Creech, Bob (TCU), LB	1971-72
-	Creswell, Smiley (Michigan State), DE	1985
-	Crews, Terry (Western Michigan), LB	1996
-	Cronin, Bill (Boston College), E	1965
-	Croom, Jason (Tennessee), TE	2020-
-	Cross, Irv (Northwestern), DB	1961-65, '69
-	Crowe, Larry (Texas Southern), RB	1972
-	Crutchfield, Darrel (Clemson), CB	2001
-	Cuba, Paul (Pittsburgh), T	1933-35
-	Culbreath, Jim (Oklahoma), FB	1980
-	Cullars, Willie (Kansas State), DE	1974
-	Cumby, George † (Kentucky), LB	1987
-	Cunningham, B.J. (Michigan State), WR	2013
-	Cunningham, Dick (Arkansas), LB	1973
-	Cunningham, Randall (UNLV), QB	1985-95
-	Cuppoletti, Bree (Oregon), G	1939-40
-	Curcio, Mike (Temple), LB	1981-82

ALL-TIME ROSTER



- Curry, Vinny (Marshall), DE.....2012-17, '19-20
- Curtis, Kevin (Utah State), WR.....2007-09
- Curtis, Scott (New Hampshire), LB.....1988
- Cyprien, Johnathan (Florida International), S.....2019

Player (College), Position **Years**

- D** D'Agostino, Frank (Auburn), G.....1956
- Daniel, Chase (Missouri), QB.....2016
- Daniels, Tank (Harding), LB.....2006, '08
- Darby, Byron (USC), DE/TE.....1983-86
- Darby, Ronald (Florida State), CB.....2017-19
- Darilek, Trey (Texas-El Paso), T/G.....2004-05
- Darling, James (Washington State), LB.....1997-2000
- Darwin, Matt (Texas A&M), C.....1986-90
- Davis, Al (Tennessee State), B.....1971-72
- Davis, Antone (Tennessee), T.....1991-95
- Davis, Bob (Kentucky), B.....1942
- Davis, Jason (Illinois), FB.....2006
- Davis, Norm (Grambling), G.....1970
- Davis, Pernel (Alabama-Birmingham), DT.....1999-2000
- Davis, Robert (Georgia State), WR.....2019
- Davis, Stan (Memphis State), WR.....1973
- Davis, Sylvester (Geneva), B.....1933
- Davis, Tanard (Miami (FL)), CB.....2007
- Davis, Vern (Western Michigan), DB.....1971
- Dawkins, Brian (Clemson), FS.....1996-2008
- Dawson, Dale (Eastern Kentucky), K.....1988
- Dean, Ted (Wichita State), B.....1960-63
- DeLine, Steve (Colorado State), K.....1989
- Dellenbach, Jeff (Wisconsin), G/C.....1999
- DeLucca, Jerry (Middle Tennessee State), T.....1959
- Demas, George (Washington & Jefferson), G.....1933
- Demps, Quintin (Texas-El Paso), FS.....2008-09
- Dempsey, Jack (Bucknell), T.....1934, '37
- Dempsey, Tom (Palomar Junior College), K.....1971-74
- Dennard, Mark (Texas A&M), C.....1984-85
- Dent, Richard (Tennessee State), DE.....1997
- DeSantis, Dan (Niagara), B.....1941
- Detmer, Koy (Colorado), QB.....1997-2006
- Detmer, Ty (BYU), QB.....1996-97
- DeVan, Kyle (Oregon State), G.....2011
- DeVaughn, Dennis (Bishop), DB.....1982-83
- Dial, Alan (UCLA), DB.....1989
- Dial, Benjy (Eastern New Mexico), B.....1967
- Diaz-Infante, David (San Jose State), G.....1999
- Dickerson, Kori (USC), TE.....2003
- DiFilippo, Dave (Villanova), G.....1941
- **Dillard, Andre (Washington State), T.....2019-**
- Dimmick, Tom (Houston), T.....1956
- Dimry, Charles (UNLV), CB.....1997
- Dingle, Nate (Cincinnati), LB.....1995
- DiRenzo, Danny (*no college*), P.....1948
- Dirks, Mike (Wyoming), G.....1968-71
- Disend, Leo (Albright), T.....1943
- Ditka, Mike (Pittsburgh), E.....1967-68
- Dixon, Al (Iowa State), TE.....1983
- Dixon, Antonio (Miami (FL)), DT.....2009-12
- Dixon, Floyd (Stephen F. Austin), WR.....1992
- Dixon, Ronnie (Cincinnati), DT.....1995-96
- Dixon, Zachary (Temple), RB.....1980
- Dobbins, Herb (San Diego State), T.....1974
- Dogins, Kevin (Texas A&M-Kingsville), G/C.....2003

- Dorenbos, Jon (Texas-El Paso), LS.....2006-16
- Dorow, Al (Michigan State), B.....1957
- Dorsey, Dean (Toronto), K.....1988
- Doss, Noble (Texas), B.....1947-48
- Douglas, Dameane (California), WR.....1999-2002
- Douglas, Hugh (Central State (OH)), LB/DE.....1998-2002, '04
- Douglas, Merrill (Utah), B.....1962
- Douglas, Otis (William & Mary), T.....1946-49
- Douglas, Rasul (West Virginia), CB.....2017-19
- Dow, Woody (West Texas A&M), B.....1938-40
- Dowda, Harry (Wake Forest), B.....1954-55
- Doyle, Ted (Nebraska), T.....1943
- Drake, Joe (Arizona), DT.....1985
- Drake, Troy (Indiana).....1995-97
- **Driscoll, Jack (Auburn), T.....2020-**
- Drummond, Robert (Syracuse), RB.....1989-91
- Duckworth, Bobby (Arkansas), WR.....1986
- Dudley, Paul (Arkansas), B.....1963
- Dumbauld, John (Kentucky), DE.....1987-88
- Duncan, Rick (Eastern Montana), K.....1968
- Dunek, Ken (Memphis State), TE.....1980
- Dunlap, King (Auburn), T.....2008-12
- Dunn, Jason (Eastern Kentucky), TE.....1996-98
- Dunstan, Bill (Utah State), DT.....1973-76
- Durko, John (Albright), E.....1944

Player (College), Position **Years**

- E** Eckel, Kyle (Navy), FB.....2008
- Edwards, Anthony (New Mexico Highlands), WR.....1989-90
- Edwards, Herman (San Diego State), DB.....1977-85
- **Edwards, T.J. (Wisconsin), LB.....2019-**
- Edwards, Trent (Stanford), QB.....2012
- Ehlers, Tom (Kentucky), LB.....1975-77
- Eibner, John (Kentucky), T.....1941-42, '46
- Eiden, Ed (Scranton), B.....1944
- Elewonibi, Moe (BYU), T.....1995
- Ellerbe, Dannel (Georgia), LB.....2017
- **Elliott, Jake (Memphis), K.....2017-**
- Ellis, Alex (Tennessee), TE.....2019
- Ellis, Drew (TCU), T.....1938-40
- Ellis, Ray (Ohio State), S.....1981-85
- Ellstrom, Swede (Oklahoma), B.....1934
- Elston, Trae (Mississippi), S.....2017
- Emanuel, Charles (West Virginia), S.....1997
- Emelianchik, Pete (Richmond), E.....1967
- Emmons, Carlos (Arkansas State), LB.....2000-03
- Emmons, Franklin (Oregon), B.....1940
- Ena, Justin (BYU), LB.....2002-03, '05
- Engles, Rick (Tulsa), P.....1978
- Enke, Fred (Arizona), B.....1952
- Ephraim, Alonzo (Alabama), C.....2003-04
- **Epps, Marcus (Wyoming), S.....2019-**
- Erdlitz, Richard (Northwestern), B.....1942, '45
- **Ertz, Zach (Stanford), TE.....2013-**
- Estes, Larry (Alcorn A&M), DE.....1972
- Evans, Byron (Arizona), LB.....1987-94
- Evans, Donald (Winston-Salem State), DE.....1988
- Evans, Mike (Boston College), C.....1968-73
- Evans, Randall (Kansas State), CB.....2015
- Everett, Eric (Texas Tech), CB.....1988-89
- Everett, Major (Mississippi College), FB.....1983-85
- Everitt, Steve (Michigan), C.....1997-99

ALL-TIME ROSTER



	Player (College), Position	Years			
F	Fagioli, Carl (<i>no college</i>), G	1944	-	Furio, Dominic (UNLV), C	2004
-	Farmer, Ray (Duke), LB	1996-98		Player (College), Position	Years
-	Farragut, Ken (Mississippi), C	1951-54	G	Gabbard, Steve (Florida State), T	1989
-	Fazio, Ron † (Maryland), TE	1987	-	Gabriel, Roman (North Carolina State), B	1973-77
-	Feagles, Jeff (Miami (FL)), P	1990-93	-	Gaither, Omar (Tennessee), LB	2006-10
-	Feather, Tiny (Kansas State), B	1933	-	Gambold, Bob (Washington State), B	1953
-	Feehery, Gerry (Syracuse), C/G	1983-87	-	Gaona, Bob (Wake Forest), T	1957
-	Feeley, A.J. (Oregon), QB	2001-03, '06-08	-	Garcia, Jeff (San Jose State), QB	2006, '09
-	Felber, Nip (North Dakota), E	1933	-	Gardner, Andrew (Georgia Tech), T	2014-15
-	Feller, Happy (Texas), K	1971	-	Gardner, Barry (Northwestern), LB	1999-2002
-	Fencel, Dick (Northwestern), E	1933	-	Garner, Charlie (Tennessee), RB	1994-98
-	Ferko, Fritz (West Chester), G	1937-38	-	Garrity, Gregg (Penn State), WR	1984-89
-	Ferrante, Jack (<i>no college</i>), E	1941, '44-50	-	Gary, Russell (Nebraska), DB	1986
-	Ferrara, Frank (Rhode Island), DE	2003	-	Gasperson, Michael (San Diego), WR	2007
-	Ferris, Neil (Loyola (CA)), B	1952	-	Gauer, Charles (Colgate), E	1943-45
-	Fiedler, Bill (Pennsylvania), G	1938	-	Gay, Blenda (Fayetteville State), DE	1975-76
-	Fiedler, Jay (Dartmouth), QB	1994-95	-	Geathers, Clifton (South Carolina), DE	2013
-	Field, Richard (<i>no college</i>), G	1939-40	-	George, Ed (Wake Forest), T	1976-78
-	Finn, Mike (Arkansas-Pine Bluff), T	1994	-	George, Raymond (USC), T	1940
-	Finneran, Brian (Villanova), WR	1999	-	Gerber, Woody (Alabama), G	1941-42
-	Fitzgerald, Mickey (Virginia Tech), FB	1981	-	Gerhard, Chris † (East Stroudsburg), FS	1987
-	Fitzkee, Scott (Penn State), WR	1979-80	-	Gerhart, Tom (Ohio), DB	1992
-	Flanigan, Jim (Notre Dame), DT	2003	-	Gerry, Nathan (Nebraska), LB	2017-20
-	Fletcher, Bradley (Iowa), CB	2013-14	-	Gersbach, Carl (West Chester), LB	1970
-	Flores, Mike (Louisville), DT	1991-94	-	Ghecas, Lou (Georgetown), B	1941
-	Floyd, Eric (Auburn), G	1992-93	-	Giammona, Louie (Utah State), RB	1978-82
-	Fogle, DeShawn (Kansas State), LB	1997	-	Giancanelli, Hal (Loyola (CA)), B	1953-56
-	Fokou, Moise (Maryland), LB	2009-11	-	Giannelli, Mario (Boston College), G	1948-51
-	Foles, Nick (Arizona), QB	2012-14, '17-18	-	Gibbs, Pat (Lamar), DB	1972
-	Folsom, Steve (Utah), TE	1981	-	Gibron, Abe (Purdue), G	1956-57
-	Fontenot, Chris (McNeese State), TE	1998	-	Gibson, Brandon (Washington State), WR	2009
-	Ford, Carl (Toledo), WR	2005	-	Gibson, Mike (California), G	2008
-	Ford, Charles (Houston), DB	1974	-	Gibson, Shelton (West Virginia), WR	2017-18, '19
-	Ford, Fredric (Mississippi Valley State), CB	1997	-	Giddens, Frank (New Mexico), T	1981-82
-	Ford, Rudy (Auburn), S	2019-20	-	Giddens, Wimpley (Louisiana Tech), T	1938
-	Fort, L.J. (Northern Iowa), LB	2019	-	Gilbert, Lewis (Florida), TE	1980
-	Foules, Elbert (Alcorn State), CB	1983-87	-	Giles, Jimmie (Alcorn State), TE	1987-89
-	Fox, Dustin (Ohio State), CB	2006	-	Gill, Roger (Texas Tech), B	1964-65
-	Fox, Terry (Miami (FL)), B	1941, '45	-	Gilmore, Jim (Ohio State), T	1986
-	Frahm, Dick (Nebraska), B	1935	-	Gilyard, Mardy (Cincinnati), WR	2012
-	Fraleigh, Hank (Robert Morris), C/G	2000-05	-	Ginney, Jerry (Santa Clara), G	1940
-	France, Todd (Toledo), K	2005	-	Glass, Glenn (Tennessee), B	1964-65
-	Frank, Joseph (Georgetown), T	1941, '43	-	Gloden, Fred (Tulane), B	1941
-	Franklin, Cleveland (Baylor), RB	1977-78	-	Glover, Rich (Nebraska), DT	1975
-	Franklin, Tony (Texas A&M), K	1979-83	-	Gocong, Chris (Cal Poly-San Luis Obispo), LB	2006-09
-	Franks, Dennis (Michigan), C	1976-78	-	Goebel, Brad (Baylor), QB	1991
-	Frazier, Derrick (Texas A&M), CB	1993-95	-	Goedert, Dallas (South Dakota State), TE	2018-
-	Freeman, Antonio (Virginia Tech), WR	2002	-	Golden, Tim (Florida), LB	1985
-	Freeman, Bob (Auburn), B	1960-61	-	Goldston, Ralph (Youngstown State), B	1952, '54-55
-	Frey, Glenn (Temple), B	1936-37	-	Golic, Mike (Notre Dame), DT	1987-92
-	Friedlund, Bob (Michigan State), E	1946	-	Gollomb, Rudy (Carroll (WI)), G	1936
-	Friedman, Bob (Washington), G	1944	-	Gonya, Robert (Northwestern), T	1933-34
-	Fritts, George (Clemson), T	1945	-	Goode, John (Youngstown State), TE	1985
-	Fritz, Ralph (Michigan), G	1941	-	Goode, Najee (West Virginia), LB	2013-17
-	Fritzsche, Jim (Purdue), T/G	1983	-	Goode, Rob (Texas A&M), B	1955
-	Frizzell, Williams (North Carolina Central), S	1986-90, '92-93	-	Goodwin, Marvin (UCLA), FS	1994
-	Fryar, Irving (Nebraska), WR	1996-98	-	Goodwin, Ron (Baylor), E	1963-68
-	Fulgham, Travis (Old Dominion), WR	2020-	-	Gordon, Dillon (LSU), G	2016
-	Fuller, Frank (Kentucky), T	1963	-	Gordon, Lamar (North Dakota State), RB	2005
-	Fuller, James (Portland State), S	1996	-	Gorecki, Chuck † (Boston College), LB	1987
-	Fuller, William (North Carolina), DE	1994-96	-	Gossage, Gene (Northwestern), E	1960-62

ALL-TIME ROSTER



-	Gouveia, Kurt (BYU), LB.....	1995	-	Hankton, Karl (Trinity (IL)), WR.....	1998
-	Graf, Kevin (USC), OL.....	2014	-	Hansen, Roscoe (North Carolina), T.....	1951
-	Graham, Brandon (Michigan), DE/LB.....	2010-	-	Hanson, Homer (Kansas State), C.....	1935
-	Graham, Corey (New Hampshire), S.....	2017-18	-	Hanson, Joselio (Texas Tech), CB.....	2006-11
-	Graham, Dave (Virginia), T.....	1963-69	-	Hanson, Swede (Temple), B.....	1933-37
-	Graham, Jeff (Ohio State), WR.....	1998	-	Harbor, Clay (Missouri State), TE.....	2010-12
-	Graham, Lyle (Richmond), C.....	1941	-	Harding, Greg † (Nicholls State), DB.....	1987
-	Graham, Nick (Tulsa), CB.....	2007	-	Harding, Roger (California), C.....	1947
-	Graham, Tom (Temple), G.....	1935	-	Hardy, Andre (St. Mary's (CA)), RB.....	1984
-	Grant, Bud (Minnesota), E.....	1951-52	-	Hargrave, Javon (South Carolina State), DT.....	2020-
-	Grant, Otis † (Michigan State), WR.....	1987	-	Hargrove, Marvin (Richmond), WR.....	1990
-	Grasmanis, Paul (Notre Dame), DT.....	2000-05	-	Harmon, Andy (Kent State), DT.....	1991-97
-	Gratz, Dwayne (Connecticut), CB.....	2016	-	Harper, Maurice (Austin), C.....	1937-40
-	Graves, Ray (Tennessee), C.....	1942-43, '46	-	Harrington, Perry (Jackson State), RB.....	1980-83
-	Gray, Cecil (North Carolina), G/DT.....	1990-91	-	Harris, Al (Arizona State), LB.....	1989-90
-	Gray, Jim (Toledo), B.....	1967	-	Harris, Al (Texas A&M-Kingsville), CB.....	1998-2002
-	Gray, Mel (Purdue), KR/RB.....	1997	-	Harris, Antoine (Louisville), S.....	2010
-	Green, Donnie (Purdue), T.....	1977	-	Harris, Jim (Oklahoma), B.....	1957
-	Green, Jamaal (Miami (FL)), DE.....	2003-04	-	Harris, Jon (Virginia), DE.....	1997-98
-	Green, John (Tulsa), E.....	1947-51	-	Harris, Leroy (Arkansas State), FB.....	1979-82
-	Green, Roy (Henderson State), WR.....	1991-92	-	Harris, Macho (Virginia Tech), S.....	2009
-	Green-Beckham, Dorial (Oklahoma), WR.....	2016	-	Harris, Richard (Grambling), DE.....	1971-73
-	Gregg, Kelly (Oklahoma), DT.....	1999-2000	-	Harris, Rod (Texas A&M), WR.....	1990-91
-	Gregory, Ken (Whittier), E.....	1962	-	Harris, Tim (Memphis State), DE.....	1993
-	Griffin, Don (Middle Tennessee State), CB.....	1996	-	Harrison, Bob (Oklahoma), LB.....	1962-63
-	Griffin, Jeff † (Utah), CB.....	1987	-	Harrison, Dennis (Vanderbilt), DE.....	1978-84
-	Griggs, Anthony (Ohio State), LB.....	1982-85	-	Harrison, Granville (Mississippi State), E.....	1941
-	Grooms, Elois † (Tennessee Tech), DE.....	1987	-	Harrison, Jerome (Washington State), RB.....	2010
-	Gros, Earl (LSU), B.....	1964-66	-	Harrison, Tyreo (Notre Dame), LB.....	2002-03
-	Grossman, Burt (Pittsburgh), DE.....	1994	-	Hart, Clinton (Central Florida C.C.), S.....	2003-04
-	Grugier-Hill, Kamu (Eastern Illinois), LB.....	2016-19	-	Hart, Dick (<i>no college</i>), G.....	1967-71
-	Grymes, Aaron (Idaho), CB.....	2016	-	Hart, Taylor (Oregon), DL/OL.....	2014-16, '17
-	Gudd, Leonard (Temple), E.....	1934	-	Hartman, Fred (Rice), T.....	1948
-	Gude, Henry (Vanderbilt), G.....	1946	-	Harvey, Richard (Jackson State), DB.....	1970
-	Guglielmi, Ralph (Notre Dame), QB.....	1963	-	Haskins, Jon (Stanford), LB.....	1998
-	Guillory, Tony (Lamar), LB.....	1969	-	Hasselbeck, Tim (Boston College), QB.....	2002
-	Gunn, Mark (Pittsburgh), DL.....	1995-96	-	Hauck, Tim (Montana), SS.....	1999-2002
-	Gunnels, Riley (Georgia), T.....	1960-64	-	Havili, Stanley (USC), FB.....	2012
			-	Hawkins, Ben (Arizona State), FL.....	1966-73
			-	Hawkins, Josh (East Carolina), CB.....	2018
			-	Hawkinson, Tanner (Kansas), G/T.....	2015
			-	Hayden, Aaron (Tennessee), RB.....	1998
			-	Hayden, Ken (Arkansas), C.....	1942
			-	Hayes, Ed (Morgan State), DB.....	1970
			-	Hayes, Joe (Central Oklahoma), WR/KR.....	1984
			-	Haymond, Alvin (Southern), B.....	1968
			-	Heath, Jo Jo (Pittsburgh), DB.....	1981
			-	Hebron, Vaughn (Virginia Tech), RB.....	1993-95
			-	Heck, Ralph (Colorado), LB.....	1963-65
			-	Hector, Bruce (South Florida), DT.....	2018, '19
			-	Hegamin, George (North Carolina State), G/T.....	1998
			-	Heller, Ron (Penn State), T.....	1988-92
			-	Henderson, Jerome (Clemson), CB.....	1995
			-	Henderson, Zac (Oklahoma), S.....	1980
			-	Hendrickson, Steve (California), LB.....	1995
			-	Henery, Alex (Nebraska), K.....	2011-13
			-	Henry, Chas (Florida), P.....	2011-12
			-	Henry, Maurice (Kansas State), LB.....	1990
			-	Henry, Wally (UCLA), WR.....	1977-82
			-	Henson, Gary (Colorado), E.....	1963
			-	Herbig, Nate (Stanford), G.....	2019-
			-	Herremans, Todd (Saginaw Valley State), G/T.....	2005-14

Player (College), Position

Years

H	Hackney, Elmer (Kansas State), B.....	1940-41
-	Haddix, Michael (Mississippi State), FB.....	1983-88
-	Haden, Nick (Penn State), G.....	1986
-	Hager, Britt (Texas), LB.....	1989-94
-	Hairston, Carl (Maryland-Eastern Shore), DE.....	1976-83
-	Hajek, Chuck (Northwestern), C.....	1934
-	Hall, Andy (Delaware), QB.....	2005
-	Hall, Chad (Air Force), WR.....	2010-11
-	Hall, Daeshon (Texas A&M), DE.....	2018-20
-	Hall, Deiondre' (Northern Iowa), S.....	2018
-	Hall, Irv (Brown), B.....	1942
-	Hall, Rhett (California), DT.....	1995-98
-	Hallstrom, Ron (Iowa), G.....	1993
-	Halverson, Bill (Oregon State), T.....	1942
-	Halverson, Dean (Washington), LB.....	1973-76
-	Hamilton, Justin (Louisiana-Lafayette), DT.....	2017
-	Hamilton, Ray (Arkansas), E.....	1940
-	Hamilton, Skip † (Southern), DT.....	1987
-	Hamiter, Uhuru (Delaware State), DE.....	2000-01
-	Hamner, Thomas (Minnesota), RB.....	2000
-	Hampton, Dave (Wyoming), RB.....	1976
-	Hampton, William (Murray State), CB.....	2001

ALL-TIME ROSTER



- Herrod, Jeff (Mississippi), LB.....	1997	- Hutton, Tom (Tennessee), P.....	1995-98
- Hershey, Kirk (Cornell), E.....	1941	- Huxhold, Ken (Wisconsin), G.....	1954-58
- Hertel, Rob (USC), QB.....	1980	- Huzvar, John (North Carolina State), B.....	1952
- Hester, Treyvon (Toledo), DT.....	2018		
- Hewitt, Bill (Michigan), E.....	1936-39, '43	Player (College), Position	Years
- Hicks, Artis (Memphis), G/T.....	2002-05	I Ignatius, James (Holy Cross), G.....	1935
- Hicks, Jordan (Texas), LB.....	2015-18	- Igwenagu, Emil (Massachusetts), FB/TE.....	2012-13
- Higgins, Tom (North Carolina), T.....	1954-55	- Ikegwuonu, Jack (Wisconsin), CB.....	2008
- Higgs, Mark (Kentucky), RB.....	1989	- Illman, Ted (Montana), B.....	1933
- Hightower, John (Boise State), WR.....	2020-	- Ingram, Cornelius (Florida), TE.....	2009
- Hill, Fred (USC), E.....	1965-71	- Ingram, Mark (Michigan State), WR.....	1996
- Hill, King (Rice), B.....	1961-68	- Irvin, Willie (Florida A&M), B.....	1953
- Hill, P.J. (Wisconsin), RB.....	2009		
- Hinkle, Jack (Syracuse), B.....	1941-47	Player (College), Position	Years
- Hix, Billy (Arkansas), E.....	1950	J Jackson, Al (Georgia), CB.....	1994
- Hoage, Terry (Georgia), S.....	1986-90	- Jackson, Alonzo (Florida State), DE.....	2005
- Hoague, Joe (Colgate), B.....	1943	- Jackson, Bob (Alabama), B.....	1960
- Hobbs, Bill (Texas A&M).....	1969-71	- Jackson, DeSean (California), WR.....	2008-13, '19-20
- Hobbs, Ellis (Iowa State), CB.....	2009-10	- Jackson, Don (North Carolina), B.....	1936
- Hodges, Reggie (Ball State), P.....	2005	- Jackson, Earnest (Texas A&M), RB.....	1985-86
- Hogan, Mike (Tennessee-Chattanooga), FB.....	1976-78, '80	- Jackson, Greg (LSU), FS.....	1994-95
- Holcomb, William (Texas Tech), T.....	1937	- Jackson, Harold (Jackson State), WR.....	1969-72
- Hollins, Mack (North Carolina), WR.....	2017-19	- Jackson, Jamaal (Delaware State), C.....	2003-11
- Holly, Bob (Princeton), QB.....	1984	- Jackson, Johnny (Southern), DE.....	1977
- Holmes, Lester (Jackson State), G.....	1993-96	- Jackson, Keith (Oklahoma), TE.....	1988-91
- Holyfield, Elijah (Georgia), RB.....	2019-	- Jackson, Kenny (Penn State), WR.....	1984-88, '90-91
- Hood, Roderick (Auburn), CB.....	2003-06	- Jackson, Malik (Tennessee), DT.....	2019-20
- Hooks, Alvin (California State-Northridge), WR.....	1981	- Jackson, Marlin (Michigan), S.....	2010
- Hoover, Mel (Arizona State), WR.....	1982-84	- Jackson, Randy (Wichita State), RB.....	1974
- Hopkins, Wes (Southern Methodist), FS.....	1983-93	- Jackson, Trenton (Illinois), FL.....	1966
- Horan, Mike (Long Beach State), P.....	1984-85	- Jacobs, David † (Syracuse), K.....	1987
- Hord, Roy (Duke), G.....	1962	- Jacobs, Proverb (California), T.....	1958
- Horn, Marty † (Lehigh), QB.....	1987	- Jacquet, Michael (Louisiana-Lafayette), CB.....	2020-
- Horrell, Bill (Michigan State), G.....	1952	- James, Angelo † (Sacramento State), CB.....	1987
- Hoss, Clark (Oregon), TE.....	1972	- James, Craig (Southern Illinois), CB.....	2019-
- Houston, Jameson (Baylor), CB.....	2020	- James, Ronald "Po" (New Mexico State), RB.....	1972-75
- Howard, Austin (Northern Iowa), T.....	2010	- James, William (Western Illinois), CB.....	2006-07
- Howard, Bob (San Diego State), CB.....	1978-79	- Janet, Ernie (Washington), T.....	1975
- Howard, Darren (Kansas State), DE.....	2006-09	- Jarmoluk, Mike (Temple), T.....	1949-55
- Howard, Jordan (Indiana), RB.....	2019, '20	- Jarrett, Jaiquawn (Temple), S.....	2011-12
- Howell, Lane (Grambling), T.....	1965-69	- Jarvi, Toimi (Northern Illinois), B.....	1944
- Hoyem, Lynn (Long Beach State), G.....	1964-67	- Jasper, Edward (Texas A&M), DT.....	1997-98
- Hoying, Bobby (Ohio State), QB.....	1996-98	- Jaworski, Ron (Youngstown State), QB.....	1977-86
- Hrabetin, Frank (Loyola (CA)), T.....	1942	- Jean-Gilles, Max (Georgia), G.....	2006-10
- Huarte, John (Notre Dame), QB.....	1968	- Jefferson, Greg (Central Florida), DE.....	1995-2000
- Hudson, Bob (Clemson), B.....	1953-55, '57-58	- Jefferson, William (Mississippi State), B.....	1942
- Hudson, John (Auburn), G.....	1991-95	- Jeffery, Alshon (South Carolina), WR.....	2017-20
- Huff, Josh (Oregon), WR.....	2014-16	- Jelesky, Tom (Purdue), T.....	1985-86
- Huggins, Albert (Clemson), DT.....	2019	- Jells, Dietrich (Pittsburgh), WR.....	1998-99
- Hughes, Brandon (Oregon State), CB.....	2010-13	- Jenkins, Cullen (Central Michigan), DT.....	2011-12
- Hughes, Chuck (Texas-El Paso), FL.....	1967-69	- Jenkins, Izel (North Carolina State), CB.....	1988-92
- Hughes, William (Texas), C.....	1937-40	- Jenkins, Justin (Mississippi State), WR.....	2005
- Hultz, Don (Southern Mississippi), DT.....	1964-73	- Jenkins, Malcolm (Ohio State), S.....	2014-19
- Humbert, Dick (Richmond), E.....	1941, '45-49	- Jernigan, Tim (Florida State), DT.....	2017-19
- Humphrey, Claude (Tennessee State), DE.....	1979-81	- Jeter, Tommy (Texas), DT.....	1992-95
- Hunt, Calvin (Baylor), C.....	1970	- Jiles, Dwayne (Texas Tech), LB.....	1985-89
- Hunt, Phillip (Houston), DE/LB.....	2011-13	- Johansson, Ove (Abilene Christian), K.....	1977
- Hunt, Tony (Penn State), RB.....	2007-08	- Johnson, Albert (Kentucky), B.....	1942
- Hunter, Herman (Tennessee State), RB/KR.....	1985	- Johnson, Alonzo (Florida), LB.....	1986-87
- Huntley, Jason (New Mexico State), RB.....	2020-	- Johnson, Alvin (Hardin-Simmons), B.....	1948
- Hurts, Jalen (Oklahoma), QB.....	2020-	- Johnson, Bill (Michigan State), DT.....	1998-99
- Huth, Jerry (Wake Forest), G.....	1959-60	- Johnson, Charles (Colorado), WR.....	1999-2000

ALL-TIME ROSTER



- Johnson, Charlie (Colorado), DT.....	1977-81	- Keen, Rabbit (Arkansas), B.....	1937-38
- Johnson, Chris † (Millersville), DB.....	1987	- Kekkeris, Jim (Missouri), T.....	1947
- Johnson, Damaris (Tulsa), WR.....	2012-13	- Kelce, Jason (Cincinnati), C.....	2011-
- Johnson, Dirk (Northern Colorado), P.....	2003-06	- Keller, Ken (North Carolina), B.....	1956-57
- Johnson, Don (California), B.....	1953-55	- Kelley, Bob (West Texas A&M), C.....	1955-56
- Johnson, Dwight (Baylor), DE.....	2000	- Kelley, Dwight (Ohio State), LB.....	1966-72
- Johnson, Eric (Washington State), DB.....	1977-78	- Kelly, Dennis (Purdue), T.....	2012-15
- Johnson, Gene (Cincinnati), B.....	1959-60	- Kelly, Jim (Notre Dame), E.....	1965-67
- Johnson, Jay (Texas A&M-Commerce), LB.....	1969-70	- Kelly, Joe (Washington), LB.....	1996
- Johnson, Jimmie (Howard), TE.....	1995-98	- Kemp, Jeff (Dartmouth), QB.....	1991
- Johnson, Keelan (Arizona State), S.....	2013	- Kendrick, Mychal (California), LB.....	2012-17
- Johnson, Kevin (Texas Southern), DT.....	1995-96	- Kenneally, George (St. Bonaventure), E.....	1933-35
- Johnson, Lane (Oklahoma), T.....	2013-	- Kenney, Steve (Clemson), G.....	1980-85
- Johnson, Lee (BYU), P.....	2002	- Kersey, Merritt (West Chester), P.....	1974-75
- Johnson, Marcus (Texas), WR.....	2017	- Key, Wade (Southwest Texas State), G/T.....	1970-79
- Johnson, Maurice (Temple), TE.....	1991-94	- Keyes, Leroy (Purdue), DB.....	1969-72
- Johnson, Norm (UCLA), K.....	1999	- Keys, Howard (Oklahoma State), T/C.....	1960-64
- Johnson, Reggie (Florida State), TE.....	1995	- Khayat, Ed (Tulane), T.....	1958-61, '64-65
- Johnson, Ron (USC), WR.....	2011-12	- Killins, Adrian (Central Florida), RB.....	2020
- Johnson, Ron (Shippensburg), DE.....	2003	- Kilroy, Frank (Temple), T.....	1943-55
- Johnson, Ron (Long Beach State), WR.....	1985-89	- Kimmel, Jon (Colgate), LB.....	1985
- Johnson, Vaughan (North Carolina State), LB.....	1994	- Kinder, Randy (Notre Dame), CB.....	1997
- Johnston, Cameron (Ohio State), P.....	2018-20	- King, Don (Kentucky), T.....	1956
- Jonas, Don (Penn State), B.....	1962	- Kirchbaum, Kelly † (Kentucky), LB.....	1987
- Jones, Barrett (Alabama), C/G.....	2015	- Kirkland, Levon (Clemson), LB.....	2002
- Jones, Brad (Colorado), LB.....	2015	- Kirkman, Roger (Washington & Jefferson), B.....	1933-35
- Jones, Chris T. (Miami (FL)), WR.....	1995-97	- Kirksey, Roy (Maryland-Eastern Shore), G.....	1973-74
- Jones, Dhani (Michigan), LB.....	2004-06	- Kish, Ben (Pittsburgh), B.....	1942-49
- Jones, Don (Washington), B.....	1940	- Klecko, Dan (Temple), DT/FB.....	2008
- Jones, Donnie (LSU), P.....	2013-17	- Klingel, John (Eastern Kentucky), DE.....	1987-88
- Jones, Harry (Arkansas), B.....	1967-71	- Klopenburg, Harry (Fordham), T.....	1936
- Jones, Jimmie (Miami (FL)), DT/DE.....	1997	- Kmetovic, Pete (Stanford), B.....	1946
- Jones, Joe (Tennessee State), DE.....	1974-75	- Knapper, Jack (Ottawa (KS)), B.....	1934
- Jones, Julian (Missouri), S.....	2001-02	- Knott, Jake (Iowa State), LB.....	2013
- Jones, Preston (Georgia), QB.....	1993	- Knox, Charles (St. Edmonds), T.....	1937
- Jones, Ray (Southern), DB.....	1970	- Koeninger, Art (Tennessee-Chattanooga), C.....	1933
- Jones, Sean (Georgia), S.....	2009	- Kolb, Kevin (Houston), QB.....	2007-10
- Jones, Sidney (Washington), CB.....	2017-19	- Kolberg, Elmer (Oregon State), B.....	1939-40
- Jones, Spike (Georgia), P.....	1975-77	- Koman, Bill (North Carolina), LB.....	1957-58
- Jones, Tyrone (Arkansas State), DB.....	1989	- Konecny, Mark (Alma), RB/PR.....	1988
- Jordan, Akeem (James Madison), LB.....	2007-12	- Konopka, John (Temple), B.....	1936
- Jordan, Andrew (Western Carolina), TE.....	1998	- Kostos, Anthony (Bucknell), E.....	1933
- Jorgenson, Bud (Saint Mary's (CA)), T.....	1935	- Kowalczyk, Walt (Michigan State), B.....	1958-59
- Joseph, James (Auburn), RB.....	1991-94	- Kowalkowski, Scott (Notre Dame), LB.....	1991-93
- Joyner, Seth (Texas-El Paso), LB.....	1986-93	- Kramer, Kent (Minnesota), E.....	1971-74
- Jurgensen, Sonny (Duke), QB.....	1957-63	- Krause, Jonathan (Vanderbilt), WR.....	2015
- Juriga, Luke (Western Michigan), C.....	2020-	- Kraynak, Rich (Pittsburgh), LB.....	1983-86
- Justice, Winston (USC), T.....	2006-12	- Krepfle, Keith (Iowa State), TE.....	1975-81

Player (College), Position

Years

K Kab, Vyto (Penn State), TE.....	1982-85
- Kafka, Mike (Northwestern), QB.....	2010-11
- Kalu, N.D. (Rice), DE.....	1997, '01-05
- Kane, Carl (St. Louis), B.....	1936
- Kapele, John (BYU), T.....	1962
- Kaplan, Bernie (Western Maryland), G.....	1942
- Karnofsky, Sonny (Arizona), B.....	1945
- Kasky, Ed (Villanova), T.....	1942
- Kaufusi, Steve (BYU), DE.....	1989-90
- Kavel, George (Carnegie Mellon), B.....	1934
- Kearse, Jevon (Florida), DE.....	2004-07
- Keeling, Ray (Texas), T.....	1938-39

Player (College), Position

Years

L Laack, Galen (Pacific), G.....	1958
- Labinjo, Mike (Michigan State), LB.....	2004-05
- Lachman, Dick (<i>no college</i>), B.....	1933-35
- Lainhart, Porter (Washington State), B.....	1933

ALL-TIME ROSTER



- Landeta, Sean (Towson State), P.....	1999-2002, '05
- Landri, Derek (Notre Dame), DT.....	2011-12
- Landsberg, Mort (Cornell), B.....	1941
- Landsee, Bob (Wisconsin), G/C.....	1986-87
- Lang, Israel (Tennessee State), B.....	1964-68
- Lankas, James (St. Mary's (TX)).....	1942
- Lansford, Buck (Texas), T.....	1955-57
- Lapham, Bill (Iowa), C.....	1960
- Larson, Bill (Colorado State), TE.....	1978
- Latimer, Al (Clemson), CB.....	1979
- Laux, Ted (St. Joseph's (PA)), B.....	1942-44
- Lavender, Joe (San Diego State), DB.....	1973-75
- Lavergne, Damian (Louisiana Tech), T.....	2003
- Lavette, Robert (Georgia Tech), RB/KR.....	1987
- Lawrence, Kent (Georgia), WR.....	1969
- Lawrence, Reggie (North Carolina State), WR.....	1993
- Laws, Trevor (Notre Dame), DT.....	2008-11
- Lawson, Gerard (Oregon State), CB.....	2010
- Lazetich, Pete (Stanford), DT.....	1976-77
- Le Bel, Harper (Colorado State), TE.....	1990
- Leathers, Milton (Georgia), G.....	1933
- LeBlanc, Cre'Von (Florida Atlantic), CB.....	2018-20
- Lechthaler, Roy (Lebanon Valley), G.....	1933
- Ledbetter, Toy (Oklahoma A&M), B.....	1950, '53-55
- Lee, Amp (Florida State), RB.....	2000
- Lee, Bernie (Villanova), B.....	1938
- Lee, Byron (Ohio State), LB.....	1986-87
- Leggett, Scott † (Central State (OH)), G.....	1987
- LeJeune, Norman (LSU), S.....	2003
- LeMaster, Frank (Kentucky), LB.....	1974-83
- Leonard, Jim (Notre Dame), B.....	1934-37
- Leshinski, Ron (Army), TE.....	1999
- Levanites, Stephen (Boston College), T.....	1942
- Levens, Dorsey (Georgia Tech), RB.....	2002, '04
- Lewis, Chad (BYU), TE.....	1997-2005
- Lewis, Dion (Pittsburgh), RB.....	2011-12
- Lewis, Greg (Illinois), WR.....	2003-08
- Lewis, Joe (Compton C.C.), T.....	1962
- Lewis, Michael (Colorado), S.....	2002-06
- Lewis, Ryan (Pittsburgh), CB.....	2019
- Lewis, Thad (Duke), QB.....	2015
- Leyendecker, Tex (Vanderbilt), T.....	1933
- Lilly, Sammy (Georgia Tech), DB.....	1989-90
- Lince, Dave (North Dakota), TE.....	1966-67
- Lindley, Trevard (Kentucky), CB.....	2010
- Lindskog, Vic (Stanford), C.....	1944-51
- Lio, Augie (Georgetown), G.....	1946
- Lipski, John (Temple), C.....	1933-34
- Liske, Pete (Penn State), QB.....	1971-72
- Liter, Greg † (Iowa), DE.....	1987
- Little, Dave (Middle Tennessee State), TE.....	1985-89
- Lloyd, Dave (Georgia), LB/K.....	1963-70
- Lloyd, Greg (Connecticut), LB.....	2011
- Lofton, James (Stanford), WR.....	1993
- Logan, Bennie (LSU), DT.....	2013-16
- Logan, Randy (Michigan), S.....	1973-83
- Long, Chris (Virginia), DE.....	2017-18
- Long, Matt † (San Diego State), C.....	1987
- Long, Travis (Washington State), LB.....	2014-15
- Looney, Don (TCU), E.....	1940
- Lou, Ron (Arizona State), C.....	1975
- Louderback, Tom (San Jose State), LB.....	1958-59

- Lovato, Rick (Old Dominion), LS.....	2016-
- Love, Clarence (Toledo), CB.....	1998
- Love, Sean (Penn State), G.....	1997
- Lucas, Dick (Boston College), E.....	1960-63
- Lueck, Bill (Arizona), G.....	1975
- Luft, Don (Indiana), E.....	1954
- Luken, Tom (Purdue), G.....	1972-78
- Lusk, Herb (Long Beach State), RB.....	1976-78

Player (College), Position

Years

M MacAfee, Ken (Alabama), E.....	1959
- MacDowell, Jay (Washington), E.....	1946-51
- Macioszczyk, Art (Western Michigan), B.....	1944-47
- Mack, Bill (Notre Dame), FL.....	1964
- Mackey, Kyle (Texas A&M-Commerce), QB.....	1986
- Mackrides, Bill (Nevada), B.....	1947-51
- Macclin, Jeremy (Missouri), WR.....	2009-14
- MacMurdo, Jim (Pittsburgh), T.....	1934-37
- Maddox, Avonte (Pittsburgh), CB.....	2018-
- Maehl, Jeff (Oregon), WR.....	2013-14
- Magee, John (Rice), G.....	1948-55
- Mahalic, Drew (Notre Dame), LB.....	1976-78
- Mahe, Reno (BYU), RB/KR.....	2003-07
- Mailata, Jordan (no college), T.....	2018-
- Mallory, John (West Virginia), B.....	1968
- Malone, Art (Arizona State), RB.....	1975-76
- Mamula, Mike (Boston College), DE.....	1995-2000
- Mandarino, Mike (LaSalle), G.....	1944-45
- Manning, Rosie (Northeastern State), DT.....	1975
- Mansfield, Ray (Washington), C.....	1963
- Mansfield, Von (Wisconsin), DB.....	1982
- Manske, Ed (Northwestern), E.....	1935-36
- Manton, Taldon (TCU), B.....	1940
- Manzini, Baptiste (St. Vincent's), C.....	1944-45, '48
- Maragos, Chris (Wisconsin), S.....	2014-18
- Marchi, Basilio (New York University), C.....	1941-42
- Marcus, Alex (Temple), E.....	1933
- Mark, Greg (Miami (FL)), DE.....	1990
- Maronic, Duke (no college), G.....	1944-50
- Marsh, Curtis (Utah State), CB.....	2011-13
- Marshall, Anthony (LSU), SS.....	1998
- Marshall, Byron (Oregon), RB.....	2016
- Marshall, Keyonta (Grand Valley State), DT.....	2005
- Marshall, Larry (Maryland), KR.....	1974-77
- Marshall, Whit (Georgia), LB.....	1996
- Martin, Aaron (North Carolina Central), DB.....	1966-67
- Martin, Cecil (Wisconsin), FB.....	1999-2002
- Martin, Kelvin (Boston College), WR.....	1995
- Martin, Steve (Missouri), DT.....	1998-99
- Mass, Wayne (Clemson), T.....	1972
- Masters, Bob (Baylor), B.....	1937-38, '41-43
- Masters, Walt (Pennsylvania), B.....	1936
- Matesic, Ed (Pittsburgh), B.....	1934-35
- Mathews, Ryan (Fresno State), RB.....	2015-16
- Mathis, Evan (Alabama), G.....	2011-14
- Matson, Ollie (San Francisco City J.C.), B.....	1964-66
- Matthews, Casey (Oregon), LB.....	2011-14
- Matthews, Jordan (Vanderbilt), WR.....	2014-16, '18, '19
- Mavraides, Menil (Notre Dame), G.....	1954, '57
- Maxwell, Bryon (Clemson), CB.....	2015
- May, Dean (Louisville), QB.....	1984
- Mayberry, Jermaine (Texas A&M-Kingsville), G/T.....	1996-2004

ALL-TIME ROSTER



-	Mayes, Rufus (Ohio State), T.....	1979	-	Miano, Rich (Hawaii), DB.....	1991-94
-	Maynard, Les (Rider), B.....	1933	-	Michaels, Ed (Villanova), G.....	1943-46
-	Mays, Joe (North Dakota State), LB.....	2008-09	-	Michel, Mike (Stanford), P/K.....	1978
-	Mazzanti, Jerry (Arkansas), E.....	1963	-	Michels, John (USC), T.....	1999
-	McAfee, Wesley (Duke), B.....	1941	-	Michels, John (Tennessee), G.....	1953
-	McAlister, James (UCLA), RB.....	1975-76	-	Middlebrook, Oren (Arkansas State), WR.....	1978
-	McBriar, Mat (Hawaii), P.....	2012	-	Mikell, Quintin (Boise State), S.....	2003-10
-	McCalister, Alex (Florida), DE.....	2016	-	Mike-Mayer, Nick (Temple), K.....	1977-78
-	McCants, Darnerian (Delaware State), WR.....	2005	-	Millard, Keith (Washington State), DT.....	1993
-	McChesney, Bob (Hardin-Simmons), E.....	1950	-	Miller, Bubba (Tennessee), C/G.....	1996-2001
-	McClellan, Mike (Oklahoma), B.....	1962-63	-	Miller, Don (Southern Methodist), B.....	1954
-	McCloskey, Mike (Penn State), TE.....	1987	-	Miller, Shareef (Penn State), DE.....	2019
-	McCoo, Eric (Penn State), RB.....	2004	-	Miller, Tom (Hampden-Sydney), E.....	1942-44
-	McCown, Josh (Sam Houston State), QB.....	2019	-	Milling, Al (Richmond), G.....	1942
-	McCoy, LeSean (Pittsburgh), RB.....	2009-14	-	Mills, Garrett (Tulsa), TE.....	2010
-	McCoy, Matt (San Diego State), LB.....	2005-07	-	Mills, Jalen (LSU), CB/S.....	2016-20
-	McCoy, Pat (West Texas A&M), T.....	2006	-	Milon, Barnes (Austin), G.....	1934
-	McCrary, Fred (Mississippi State), FB.....	1995	-	Milons, Freddie (Alabama), WR.....	2002
-	McCrary, Bobby (Florida), DE.....	2010	-	Mira, George (Miami (FL)), QB.....	1969
-	McCullough, Hugh (Oklahoma), B.....	1943	-	Miraldi, Dean (Utah), T.....	1982-84
-	McCusker, Jim (Pittsburgh), T.....	1959-62	-	Mitcham, Gene (Arizona State), E.....	1958
-	McDonald, Don (Oklahoma), E.....	1944-45	-	Mitchell, Brian (Southwestern Louisiana), RB/KR.....	2000-02
-	McDonald, Lester (Nebraska), E.....	1940	-	Mitchell, Freddie (UCLA), WR.....	2001-04
-	McDonald, Tommy (Oklahoma), FL.....	1957-63	-	Mitchell, Leonard (Houston), DE/DT.....	1981-86
-	McDonough, Robert (Duke), G.....	1942-46	-	Mitchell, Martin (Tulane), DB.....	1977
-	McDougle, Dexter (Maryland), CB.....	2017, '18	-	Mitchell, Randall † (Tennessee-Chattanooga), DT.....	1987
-	McDougle, Jerome (Miami (FL)), DE.....	2003-07	-	Moats, Ryan (Louisiana Tech), RB.....	2005-07
-	McFadden, Paul (Youngstown State), K.....	1984-87	-	Molden, Frank (Jackson State), T.....	1968
-	McGill, T.Y. (North Carolina State), DT.....	2018, '20-	-	Molk, David (Michigan), C.....	2014-15
-	McGlynn, Mike (Pittsburgh), G.....	2008-10	-	Monk, Art (Syracuse), WR.....	1995
-	McHale, Tom (Cornell), G/T.....	1993-94	-	Monroe, Henry (Mississippi State), CB.....	1979
-	McHugh, Pat (Georgia Tech), B.....	1947-51	-	Montgomery, Monty (Houston), CB.....	2001
-	McIntyre, Guy (Georgia), G.....	1995-96	-	Montgomery, Wilbert (Abilene Christian), RB.....	1977-84
-	McKeever, Marlin (USC), LB.....	1973	-	Mooney, Tim † (Western Kentucky), DE.....	1987
-	McKelvin, Leodis (Troy), CB.....	2016	-	Moore, Damon (Ohio State), SS.....	1999-2001
-	McKenzie, Kevin (Washington State), WR.....	1998	-	Moore, Evan (Stanford), TE.....	2012
-	McKenzie, Raleigh (Tennessee), C.....	1995-96	-	Moreno, Zeke (USC), LB.....	2005
-	McKnight, Dennis (Drake), G.....	1991	-	Morey, Sean (Brown), WR.....	2001, '03
-	McLeod, Rodney (Virginia), S.....	2016-	-	Morgan, Dennis (Western Illinois), KR.....	1975
-	McMahon, Jim (BYU), QB.....	1990-92	-	Morgan, Mike (LSU), LB.....	1964-67
-	McMahon, Mike (Rutgers), QB.....	2005	-	Morris, Dwaine (Southwestern Louisiana), DT.....	1985
-	McMillan, Erik (Missouri), S.....	1993	-	Morris, Stephen (Miami (FL)), QB.....	2015
-	McMillen, Dan † (Colorado), DE.....	1987	-	Morriss, Guy (TCU), C.....	1973-83
-	McMillian, Mark (Alabama), DB.....	1992-95	-	Morse, Bobby (Michigan State), RB/KR.....	1987
-	McMullen, Billy (Virginia), WR.....	2003-05	-	Mortell, Emmett (Wisconsin), B.....	1937-39
-	McNabb, Dexter (Florida), FB.....	1995	-	Moseley, Mark (Stephen F. Austin), K.....	1970
-	McNabb, Donovan (Syracuse), QB.....	1999-2009	-	Moselle, Dom (Wisconsin-Superior), B.....	1954
-	McNeill, Tom (Stephen F. Austin), P.....	1971-73	-	Moten, Adrian (Maryland), LB.....	2012
-	McNutt, Marvin (Iowa), WR.....	2012	-	Mrkonic, George (Kansas), T.....	1953
-	McPherson, Don (Syracuse), QB.....	1988-90	-	Muha, Joe (Virginia Military), B.....	1946-50
-	McPherson, Forest (Nebraska), T.....	1935-37	-	Muhlmann, Horst (<i>no college</i>), K.....	1975-77
-	McRae, Jerrold (Tennessee State), WR.....	1979	-	Mulligan, George (Catholic), E.....	1936
-	McTyler, Tim (BYU), CB.....	1997-98	-	Murley, Dick (Purdue), T.....	1956
-	Meadows, Ed (Duke), E.....	1958	-	Murphy, Nick (Arizona State), P.....	2005
-	Means, Steven (Buffalo), LB/DE.....	2015-17	-	Murray, Calvin (Ohio State), RB.....	1981-82
-	Medved, Ron (Washington), DB.....	1966-70	-	Murray, DeMarco (Oklahoma), RB.....	2015
-	Mellekas, John (Arizona), T.....	1963	-	Murray, Eddie (Tulane), K.....	1994
-	Menkin, Nate (Mary Hardin-Baylor), T/G.....	2012	-	Murray, Francis (Pennsylvania), B.....	1939-40
-	Mercer, Giradie (Marshall), DT.....	2000	-	Myers, Brad (Bucknell), B.....	1958
-	Merkens, Guido † (Sam Houston State), QB.....	1987	-	Myers, Jack (UCLA), B.....	1948-50
-	Meyer, Fred (Stanford), E.....	1942, '45			
-	Meyers, John (Washington), T.....	1964-67			

ALL-TIME ROSTER



	Player (College), Position	Years
N	Nacrelli, Andy (Fordham), E.....	1958
-	Nease, Mike † (Tennessee-Chattanooga), C/T.....	1987
-	Nelson, Al (Cincinnati), DB.....	1965-73
-	Nelson, Dennis (Illinois State), T.....	1976-77
-	Nelson, Tom (Illinois State), S.....	2011
-	Nettles, Jim (Wisconsin), DB.....	1965-68
-	Newton, Charles (Washington), B.....	1939-40
-	Ngata, Haloti (Oregon), DT.....	2018
-	Nichols, Gerald (Florida State), DT.....	1993
-	Niland, John (Iowa), G.....	1975-76
-	Nipp, Maurice (Loyola (CA)), G.....	1952-53, '56
-	Nocera, John (Iowa), LB.....	1959-62
-	Norby, Jack (Idaho), B.....	1934
-	Nordquist, Mark (Pacific), G.....	1968-74
-	Norton, Jerry (Southern Methodist), B.....	1954-58
-	Norton, Jim (Washington), T.....	1968
-	Norwood, Jordan (Penn State), WR.....	2009
-	Nowak, Walt (Villanova), E.....	1944
	Player (College), Position	Years
O	Oakes, Don (Virginia Tech), T.....	1961-62
-	O'Boyle, Harry (Notre Dame), B.....	1933
-	O'Brien, Davey (TCU), QB.....	1939-40
-	O'Brien, Ken (California-Davis), QB.....	1993
-	Obst, Henry (Syracuse), G.....	1933
-	Oden, Derrick (Alabama), LB.....	1993-95
-	Olds, Bill (Nebraska), RB.....	1976
-	Oliver, Greg (Trinity (TX)), RB.....	1973-74
-	Oliver, Hubie (Arizona), FB.....	1981-85
-	O'Neal, Brian (Penn State), FB.....	1994
-	Opeta, Sua (Weber State), G.....	2019-
-	Opperman, Jim (Colorado State), LB.....	1975
-	O'Quinn, John (Wake Forest), E.....	1951
-	Ordway, William (North Dakota), B.....	1939
-	Oristaglio, Bob (Pennsylvania), E.....	1952
-	Ormsbee, Elliott (Bradley), B.....	1946
-	Osborn, Mike (Kansas State), LB.....	1978
-	Osborne, Richard (Texas A&M), TE.....	1976-78
-	Ostman, Joe (Central Michigan), DE.....	2020-
-	Outlaw, John (Jackson State), DB.....	1973-78
-	Overmyer, Bill (Ashland), LB.....	1972
-	Owens, Don (Southern Mississippi), T.....	1958-60
-	Owens, Jeff (Georgia), DT.....	2010
-	Owens, Terrell (Tennessee-Chattanooga), WR.....	2004-05
	Player (College), Position	Years
P	Pacella, Dave (Maryland), G/C.....	1984
-	Padlow, Max (Ohio State), E.....	1935
-	Page, Jarrad (UCLA), S.....	2011
-	Paglei, Joe (Clemson), B.....	1959
-	Palelei, Lonnie (UNLV), T/G.....	1999
-	Palmer, Leslie (North Carolina State), B.....	1948
-	Panos, Joe (Wisconsin), G.....	1994-97
-	Papale, Vince (St. Joseph's (PA)), WR.....	1976-78
-	Pape, Orrin (Iowa), B.....	1933
-	Parker, Artimus (USC), DB.....	1974-76
-	Parker, Juqua (Oklahoma State), DE.....	2005-12
-	Parker, Rodney (Tennessee State), WR.....	1980-81
-	Parkey, Cody (Auburn), K.....	2014-15
-	Parks, Will (Arizona), S.....	2020
-	Parmer, Jim (Oklahoma A&M), B.....	1948-56
-	Parry, Josh (San Jose State), FB.....	2004-05
-	Paschal, Marcus (Iowa), S.....	2007
-	Paschka, Gordon (Minnesota), G.....	1943
-	Pastorini, Dan (Santa Clara), QB.....	1982-83
-	Pate, Rupert (Wake Forest), G.....	1942
-	Patrick, Chris (Nebraska), T.....	2008
-	Patterson, Dimitri (Tuskegee), CB.....	2008-10
-	Patterson, Mike (USC), DT.....	2005-12
-	Patton, Cliff (TCU), G.....	1946-50
-	Patton, Jerry (Nebraska), DT.....	1974
-	Payne, Ken (Langston), WR.....	1978
-	Peaks, Clarence (Michigan State), B.....	1957-63
-	Pederson, Doug (Northeast Louisiana), QB.....	1999
-	Peete, Rodney (USC), QB.....	1995-98
-	Pegg, Harold (Bucknell), C.....	1940
-	Pellegrini, Bob (Maryland), LB.....	1956, '58-61
-	Penaranda, Jairo (UCLA), RB.....	1985
-	Peoples, Woody (Grambling), G.....	1978-80
-	Perkins, Joshua (Washington), TE.....	2018, '19-20
-	Perot, Pete (Northwestern Louisiana), G.....	1979-84
-	Perrino, Mike † (Notre Dame), T.....	1987
-	Perry, Bruce (Maryland), RB.....	2004-06
-	Perry, William (Clemson), DT.....	1993-94
-	Peters, Floyd (San Francisco State), DT.....	1964-69
-	Peters, Jason (Arkansas), T/G.....	2009-20
-	Peters, Scott (Arizona State), C/G.....	2002
-	Peters, Volney (USC), T.....	1958
-	Pettigrew, Gary (Stanford), DT.....	1966-74
-	Phillbin, Gerry (Buffalo), DE.....	1973
-	Phillips, Jason (TCU), LB.....	2013
-	Phillips, Ray (Nebraska), LB.....	1978-81
-	Phillips, Ray † (North Carolina State), DE/LB.....	1987
-	Piasecky, Albert (Duke), E.....	1942
-	Picard, Bob (Washington State), WR.....	1973-76
-	Pierschbacher, Ross (Alabama), C.....	2020-
-	Pihos, Pete (Indiana), E.....	1947-55
-	Pilconis, Joe (Temple), E.....	1934, '36-37
-	Pinder, Cyril (Illinois), B.....	1968-70
-	Pinkston, Todd (Southern Mississippi), WR.....	2000-05
-	Piro, Henry (Syracuse), E.....	1941
-	Pisarcik, Joe (New Mexico State), QB.....	1980-84
-	Pitts, Alabama (<i>no college</i>), B.....	1935
-	Pitts, Mike (Alabama), DT/DE.....	1987-92
-	Pivarnick, Joe (Notre Dame), G.....	1936
-	Poage, Ray (Texas), E.....	1964-65
-	Polk, Chris (Washington), RB.....	2012-14
-	Pollard, Al (Army), B.....	1951-53
-	Polley, Tom (UNLV), LB.....	1985
-	Pollack, William (Pennsylvania Military), B.....	1943
-	Pope, Geoff (Howard), CB.....	2009
-	Porter, Ron (Idaho), LB.....	1969-72
-	Poth, Phil (Gonzaga), G.....	1934
-	Powell, Art (San Jose State), B.....	1959
-	Powlus, Ron (Notre Dame), QB.....	2000
-	Poyer, Jordan (Oregon State), CB.....	2013
-	Prater, Shaun (Iowa), CB.....	2013
-	Preece, Steve (Oregon State), DB.....	1970-72
-	Prescott, Hal (Hardin-Simmons), E.....	1947-49
-	President, Andre (Angelo State), TE.....	1997
-	Priestly, Robert (Brown), E.....	1942
-	Prisco, Nick (Rutgers), B.....	1933
-	Pritchard, Bosh (Virginia Military), B.....	1942, '46-51

ALL-TIME ROSTER



- Pritchett, Stanley (South Carolina), RB.....2000
- Prosincki, Chris (Wyoming), S.....2014
- **Pryor, Matt (TCU), G/T 2018-**
- Puetz, Garry (Valparaiso), T.....1979
- Pumphrey, Donnel (San Diego State), RB.....2017
- Pylman, Bob (South Dakota State), T.....1938-39
- Pyne, Jim (Virginia Tech), C/G.....2001

Player (College), Position **Years**

Q Qualls, Elijah (Washington), DT2017

- Quick, Mike (North Carolina State), WR.....1982-90
- Quinlan, Bill (Michigan State), E.....1963

Player (College), Position **Years**

R Rado, George (Duquesne), E.....1937-38

- Ragazzo, Phil (Case Western Reserve), T.....1940-41
- Ramsey, Herschel (Texas Tech), E.....1938-40, '45
- Ramsey, Knox (William & Mary), G.....1952
- Ramsey, Lajuan (USC), DT.....2006-07
- Ramsey, Nate (Indiana State), DB.....1963-72
- Rash, Lou (Mississippi Valley State), CB.....1984
- Raskowski, Leo (Ohio State), T.....1935
- Ratliff, Don (Maryland), DE.....1975
- Rau, Ryan (Portland State), LB.....2012
- Rauch, John (Georgia), B.....1951
- Rayburn, Sam (Tulsa), DT.....2003-06
- Raye, Jim (Michigan State), DB.....1969
- Reader, Jamie (Akron), FB.....2001
- Reagan, Frank (Pennsylvania), B.....1949-51
- **Reagor, Jalen (TCU), WR 2020-**
- Reagor, Montae (Texas Tech), DT.....2007
- Reaves, John (Florida), QB.....1972-75
- Recher, Dave (Iowa), C.....1965-68
- Reed, J.R. (South Florida), S/KR.....2004-05, '07-08
- Reed, James (California), LB.....1977
- Reed, Michael (Washington), FB.....1998
- Reed, Taft (Jackson State), B.....1967
- Reese, Henry (Temple), C/LB.....1935-39
- Reese, Ike (Michigan State), LB.....1998-2004
- Reeves, Ken (Texas A&M), T.....1985-89
- Reeves, Marion (Clemson), DB.....1974
- Reichenbach, Mike (East Stroudsburg), LB.....1984-89
- Reichow, Jerry (Iowa), E.....1960
- Reid, Alan (Minnesota), RB.....1987
- Reid, Mike (North Carolina State), S.....1993-94
- Reid, Willie (Florida State), WR.....2008
- Reilly, Kevin (Villanova), LB.....1973-74
- Renfro, Leonard (Colorado), DT.....1993-94
- Renfro, Will (Memphis State), E.....1961
- Repko, Jay † (Ursinus), TE.....1987
- Restic, Joe (Villanova), E.....1952
- Retzlaff, Pete (South Dakota State), TE.....1956-66
- Reutt, Ray (Virginia Military), E.....1943
- Reynolds, Dallas (BYU), C.....2009, '12
- Reynolds, Ed (Stanford), S.....2015
- Reynolds, LaRoy (Virginia), LB.....2018
- Ricca, Jim (Georgetown), T.....1955-56
- Rice, Denzel (Coastal Carolina), CB.....2015
- Richards, Bobby (LSU), E.....1962-65
- Richardson, Jess (Alabama), T.....1953-61
- Richardson, Paul (UCLA), WR.....1993
- Richmond, Greg (Oklahoma State), LB.....2005

- **Ridgeway, Hassan (Texas), DT 2019-**
- Riffle, Dick (Albright), B.....1938-40
- Riley, Duke (LSU), LB.....2019-20
- **Riley, Elijah (Army), S 2020-**
- Riley, Lee (Detroit Mercy), B.....1956, '58-59
- Rimington, Dave (Nebraska), C.....1988-89
- Ringo, Jim (Syracuse), C.....1964-67
- Rissmiller, Ray (Georgia), T.....1966
- Ritchie, Jon (Stanford), FB.....2003-04
- Robb, Joe (TCU), E.....1959-60
- Roberts, John (Georgia), B.....1933-34
- Robey-Coleman, Nickell (USC), CB.....2020
- Robinson, Burle (BYU), E.....1935
- Robinson, Jacque † (Washington), FB.....1987
- Robinson, Jerry (UCLA), LB.....1979-84
- Robinson, Patrick (Florida State), CB.....2017
- Robinson, Ramzee (Alabama), CB.....2009
- Robinson, Wayne (Minnesota), LB.....1952-56
- Rocca, Sav (*no college*), P.....2007-10
- **Rodgers, Richard (California), TE 2018, '19-**
- Rodgers-Cromartie, Dominique (Tennessee State), CB.....2011-12
- Roffler, William (Washington State), B.....1954
- Rogalla, John (Scranton), B.....1945
- Rogas, Dan (Tulane), G.....1952
- Rogers, Stefan (Lambuth), T.....2006-07
- Rolle, Brian (Ohio State), LB.....2011-12
- Romanowski, Bill (Boston College), LB.....1994-95
- Romero, Ray (Kansas State), G.....1951
- Roper, Dedrick (Northwood), LB.....2005-06
- Roper, John (Texas A&M), LB.....1993
- Rose, Ken (UNLV), LB.....1990-94
- Ross, Alvin † (Central State (OH)), FB.....1987
- Ross, Oliver (Iowa State), T.....1999
- Rossovich, Tim (USC), LB.....1968-71
- Rossum, Allen (Notre Dame), CB/KR.....1998-99
- Roton, Herbert (Auburn), E.....1937
- Roussel, Tom (Southern Mississippi), LB.....1973
- Rowan, Everitt (Ohio State), E.....1933
- Rowe, Eric (Utah), DB.....2015
- Rowe, Robert (Colgate) B.....1935
- Royals, Mark † (Appalachian State), P.....1987
- Rucker, Keith (Ohio Wesleyan), DT.....1996
- Rucker, Martin (Missouri), TE.....2009
- Rudolph, Joe (Wisconsin), G.....1995
- Runager, Max (South Carolina), P.....1979-83, '89
- Runyan, Jon (Michigan), T.....2000-08
- Rush, Anthony (Alabama-Birmingham), DT.....2019
- Russell, Booker (Southwest Texas State), FB.....1981
- Russell, James (Temple), T.....1936-37
- Russell, Laf (Northwestern), B.....1933
- Russell, Rusty (South Carolina), T.....1984
- Ruzek, Roger (Weber State), K.....1989-93
- Ryan, Pat (Tennessee), QB.....1991
- Ryan, Rocky (Illinois), E.....1956-58
- Ryans, DeMeco (Alabama), LB.....2012-15
- Ryzcek, Paul † (Virginia), C.....1987
- Rypien, Mark (Washington State), QB.....1996

Player (College), Position **Years**

S Sader, Steve (*no college*), B.....1943

- Saidock, Tom (Michigan State), T.....1957
- Salas, Greg (Hawaii), WR.....2012

ALL-TIME ROSTER



- Sampleton, Lawrence (Texas), TE.....	1982-84	- Simon, Corey (Florida State), DT.....	2000-04
- Samson, Michael (Grambling State), DT.....	1996	- Simoneau, Mark (Kansas State), LB.....	2003-05
- Samuel, Asante (Central Florida), CB.....	2008-11	- Sims, David (Iowa State), S.....	2012
- Sanchez, Mark (USC), QB.....	2014-15	- Sims, Ernie (Florida State), LB.....	2010
- Sanders, Jack (Southern Methodist), G.....	1943, '45	- Sinceno, Kaseem (Syracuse), TE.....	1998-99
- Sanders, John (South Dakota), DB.....	1977-79	- Sinclair, Michael (Eastern New Mexico), DE.....	2002
- Sanders, Miles (Penn State), RB.....	2019-	- Singletary, Reggie (North Carolina State), DT/G.....	1986-90
- Sanders, Thomas (Texas A&M), RB.....	1990-91	- Singleton, Alex (Montana State), LB.....	2019-
- Sandifer, Dan (LSU), B.....	1950-51	- Sisemore, Jerry (Texas), T.....	1973-84
- Sapp, Ricky (Clemson), DE.....	2010	- Sistrunk, Manny (Arkansas-Pine Bluff), DT.....	1976-79
- Sapp, Theron (Georgia), B.....	1959-63	- Skaggs, Jim (Washington), G.....	1963-72
- Savitsky, George (Pennsylvania), T.....	1948-49	- Skladany, Leo (Pittsburgh), E.....	1949
- Saxon, James (San Jose State), FB.....	1995	- Skladany, Tom (Ohio State), P.....	1983
- Scandrick, Orlando (Boise State), CB.....	2019	- Slater, Mark (Minnesota), C.....	1979-83
- Scarpati, Joe (North Carolina State), B.....	1964-69, '71	- Slay, Darius (Mississippi State), CB.....	2020-
- Schad, Mike (Queens (Canada)), G.....	1989-93	- Slay, Henry (West Virginia), DT.....	1998
- Schaefer, Don (Notre Dame), B.....	1956	- Slechta, Jeremy (Nebraska), DT.....	2002
- Schau, Ryan (Illinois), T/G.....	1999-2001	- Small, Jessie (Eastern Kentucky), LB.....	1989-91
- Schmitt, Owen (West Virginia), FB.....	2010-11	- Small, Torrance (Alcorn State), WR.....	1999-2000
- Schmitt, Ted (Pittsburgh), C.....	1938-40	- Smalls, Fred † (West Virginia), LB.....	1987
- Schnelker, Bob (Bowling Green), E.....	1953	- Smallwood, Wendell (West Virginia), RB.....	2016-18
- Schneller, Bill (Mississippi), B.....	1940	- Smart, Rod (Western Kentucky), RB.....	2001
- Schobel, Matt (TCU), TE.....	2006-08	- Smeja, Rudy (Michigan), E.....	1946
- Schrader, Jim (Notre Dame), C.....	1962-64	- Smith, Alex (Stanford), TE.....	2009
- Schreiber, Adam (Texas), G/C.....	1986-88	- Smith, Ben (Georgia), CB/S.....	1990-93
- Schuehle, Jake (Rice), B.....	1939	- Smith, Brad (Missouri), WR.....	2013-14
- Schultz, Eberle (Oregon State), G.....	1940, '43	- Smith, Bryan (McNeese State), DE.....	2008
- Schulz, Jody (East Carolina), LB.....	1983-87	- Smith, Charles (Grambling), WR.....	1974-81
- Sciarra, John (UCLA), DB.....	1978-83	- Smith, C.J. (North Dakota State), CB.....	2016
- Sciuлло, Steve (Marshall), G.....	2004	- Smith, Darrin (Miami (FL)), LB.....	1997
- Scott, Boston (Louisiana Tech), RB.....	2018-	- Smith, Daryle (Tennessee), T.....	1990-92
- Scott, Clyde (Arkansas), B.....	1949-52	- Smith, Ed (<i>no college</i>), TE.....	1999
- Scott, Gari (Michigan State), WR.....	2000-01	- Smith, J.D. (Rice), T.....	1959-63
- Scott, Ian (Florida), DT.....	2007	- Smith, Jack (Stanford), C.....	1942
- Scott, Jake (Idaho), G.....	2012	- Smith, Jackie (Troy State), DB.....	1971
- Scott, Tom (Virginia), E.....	1953-58	- Smith, John (Florida), T.....	1945
- Scotti, Ben (Maryland), B.....	1962-63	- Smith, L.J. (Rutgers), TE.....	2003-08
- Seals, Leon (Jackson State), DT.....	1992	- Smith, Marcus (Louisville), LB/DE.....	2014-16
- Sears, Vic (Oregon State), T.....	1941-53	- Smith, Milton (UCLA), E.....	1945
- Seay, Mark (Long Beach State), WR.....	1996-97	- Smith, Otis (Missouri), CB.....	1991-94
- Sebastian, Mike (Pittsburgh), B.....	1935	- Smith, Phil (San Diego State), WR.....	1986
- Selby, Rob (Auburn), G.....	1991-94	- Smith, Ralph (Mississippi), E.....	1962-64
- Sendejo, Andrew (Rice), S.....	2019	- Smith, Rashad (Florida Atlantic), LB.....	2020-
- Seumalo, Isaac (Oregon State), G.....	2016-	- Smith, Ray (Missouri), C.....	1933
- Seymour, Kevon (USC), CB.....	2020-	- Smith, Rich (Ohio State), C.....	1933
- Shann, Bob (Boston College), B.....	1965, '67	- Smith, Robert (Nebraska), B.....	1956
- Sharkey, Ed (Duke), T.....	1954-55	- Smith, Ron (San Diego State), WR.....	1981-83
- Shaub, Harry (Cornell), G.....	1935	- Smith, Steve (USC), WR.....	2011
- Shaw, Rickie (North Carolina), T.....	1994	- Smith, Steve (Michigan), T.....	1971-74
- Shaw, Ricky (Oklahoma State), LB.....	1989-90	- Smith, Torrey (Maryland), WR.....	2017
- Shepherd, JaCorey (Kansas), CB.....	2015	- Smith, Troy (East Carolina), WR.....	1999
- Sheppard, Lito (Florida), CB.....	2002-08	- Smith, Wade (Memphis), OL.....	2014
- Sherman, Al (Brooklyn College), B.....	1943-47	- Smothers, Howard (Bethune-Cookman), G.....	1995
- Sherman, Heath (Texas A&I), RB.....	1989-93	- Smukler, Dave (Temple), B.....	1936-39
- Shires, Marshall (Tennessee), T.....	1945	- Snead, Norm (Wake Forest), B.....	1964-70
- Shonk, John (West Virginia), E.....	1941	- Snyder, Lum (Georgia Tech), T.....	1952-55, '58
- Short, Jason (Eastern Michigan), LB.....	2004-06	- Sodaski, John (Villanova), LB.....	1972-73
- Shuler, Mickey (Penn State), TE.....	1990-91	- Sokolis, Stan (Pennsylvania), T.....	1933
- Siano, Mike † (Syracuse), WR.....	1987	- Solomon, Freddie (South Carolina State), WR.....	1995-98
- Sikahema, Vai (BYU), WR/PR.....	1992-93	- Solt, Ron (Maryland), G.....	1988-91
- Simerson, John (Purdue), C.....	1957-58	- Somers, George (LaSalle), T.....	1939-40
- Simmons, Clyde (Western Carolina), DE.....	1986-93	- Sopoaga, Isaac (Hawaii), DT.....	2013

ALL-TIME ROSTER



- Spach, Stephen (Fresno State), TE.....	2005	- Tautalatasi, Junior (Washington State), RB.....	1986-88
- Spagnola, John (Yale), TE.....	1979-87	- Tautolo, Terry (UCLA), LB.....	1976-79
- Spence, Akeem (Illinois), DT.....	2019	- Taylor, Bobby (Notre Dame), CB.....	1995-2003
- Spikes, Takeo (Auburn), LB.....	2007	- Taylor, Davion (Colorado), LB.....	2020-
- Spillers, Ray (Arkansas), T.....	1937	- Teltschik, John (Texas), P.....	1986-90
- Sproles, Darren (Kansas State), RB.....	2014-19	- Tennant, Matt (Boston College), C.....	2012
- Square, Damion (Alabama), DE.....	2013	- Te'o-Nesheim, Daniel (Washington), DE.....	2010
- Stackpool, John (Washington), B.....	1942	- Thacker, Al (Charleston), B.....	1942
- Stacy, Siran (Alabama), RB.....	1992	- Thomas, Hollis (Northern Illinois), DT.....	1996-2005
- Stafford, Dick (Texas Tech), E.....	1962-63	- Thomas, Johnny (Baylor), CB.....	1996
- Staley, Duce (South Carolina), RB.....	1997-2003	- Thomas, Markus (Eastern Kentucky), RB.....	1993
- Stallworth, Donté (Tennessee), WR.....	2006	- Thomas, William (Texas A&M), LB.....	1991-99
- Stastica, Leo (Colorado), B.....	1941	- Thomas, Tra (Florida State), T.....	1998-2008
- Steele, Ernie (Washington), B.....	1942-48	- Thomason, Bobby (Virginia Military), QB.....	1952-57
- Steere, Dick (Drake), T.....	1951	- Thomason, Jeff (Oregon), TE.....	2000-02, '04
- Steinbock, Laurence (St. Thomas), T.....	1933	- Thomason, John "Stumpy" (Georgia Tech), B.....	1935-36
- Steinke, Gil (Texas A&I), B.....	1945-48	- Thompson, Broderick (Kansas), T.....	1993-94
- Stetz, Bill (Boston College), G.....	1967	- Thompson, Don (Richmond), E.....	1964
- Stevens, Don (Illinois), B.....	1952, '54	- Thompson, Russ (Nebraska), T.....	1940
- Stevens, Matt (Appalachian State), S.....	1997-98	- Thompson, Tommy (Tulsa), B.....	1941-42, '45-50
- Stevens, Pete (Temple), C.....	1936	- Thoms, Art (Syracuse), DE.....	1977
- Stevens, Richard (Baylor), T.....	1970-74	- Thornburg, Jeremy (Northern Arizona), S.....	2005
- Steward, Dean (Ursinus), B.....	1943	- Thornton, Cedric (Southern Arkansas), DT/DE.....	2011-15
- Stewart, Tony (Penn State), TE.....	2001-02	- Thornton, Dick (Missouri-Rolla), B.....	1933
- Stickel, Walt (Pennsylvania), T.....	1950-51	- Thrash, James (Missouri Southern), WR.....	2001-03
- Stockton, Herschel (McMurry), G.....	1937-38	- Thrower, Jim (Texas A&M-Commerce), DB.....	1970-72
- Storm, Edward (Santa Clara), B.....	1934-35	- Thurbon, Robert (Pittsburgh), B.....	1943
- Strauthers, Tom (Jackson State), DE.....	1983-86	- Thurmond, Walter (Oregon), CB.....	2015
- Stribling, Bill (Mississippi), E.....	1955-57	- Timpson, Michael (Penn State), WR.....	1997
- Strickland, Donald (Colorado), CB.....	2005	- Tinsley, Scott † (USC), QB.....	1987
- Striegel, Bill (Pacific), G.....	1959	- Tobin, Matt (Iowa), T.....	2013-16
- Stringer, Bob (Tulsa), B.....	1952-53	- Togafau, Pago (Idaho State), LB.....	2007
- Stuart, Roy (Tulsa), T.....	1943	- Tom, Mel (San Jose State), DE.....	1967-73
- Stubbs, Daniel (Miami (FL)), DE.....	1995	- Tomasetti, Lou (Bucknell), B.....	1940-41
- Sturgeon, Cecil (North Dakota State), T.....	1941	- Toney, Anthony (Texas A&M), FB.....	1986-90
- Sturgis, Caleb (Florida), K.....	2015-17	- Toohill, Casey (Stanford), DE.....	2020
- Sturm, Jerry (Illinois), C.....	1972	- Torrey, Bob (Penn State), FB.....	1980
- Sudfeld, Nate (Indiana), QB.....	2017-20	- Toth, Brett (Army), T.....	2020-
- Suffridge, Bob (Tennessee), G.....	1941-45	- Townsend, Greg (TCU), DE.....	1994
- Sugar, Leo (Purdue), E.....	1961	- Tracey, John (Texas A&M), E.....	1961
- Sullivan, Chandon (Georgia State), CB.....	2018	- Treggs, Bryce (California), WR.....	2016
- Sullivan, Tom (Miami (FL)), RB.....	1972-77	- Tremble, Greg (Georgia), DB.....	1995
- Sullivan, Tre (Shepherd), S.....	2018	- Tripucka, Frank (Notre Dame), B.....	1949
- Suplusk, Leonard (Dickinson), E.....	1942	- Trost, Milton (Marquette), T.....	1940
- Sutton, Joe (Temple), B.....	1950-52	- Trotter, Jeremiah (Stephen F. Austin), LB.....	1998-2001, '04-06, '09
- Sutton, Mitch (Kansas), DT.....	1974-75	- Troup, Bill (South Carolina), QB.....	1975
- Sweat, Josh (Florida State), DE.....	2018-	- Tucker, Matthew (TCU), RB.....	2013
- Swift, Justin (Kansas State), TE.....	1999	- Tulloch, Stephen (North Carolina State), LB.....	2016
- Sydner, Jeff (Hawaii), WR/PR.....	1992-94	- Tupou, Fenuki (Oregon), T.....	2009
- Szafaryn, Len (North Carolina), T.....	1957-58	- Tupper, Jeff (Oklahoma), DE.....	1986
- Szymanski, Frank (Notre Dame), C.....	1948	- Turnbow, Guy (Mississippi), T.....	1933-34
Player (College), Position		Years	
T Talcott, Dan (Nevada), T.....	1947	- Turner, Kevin (Alabama), FB.....	1995-99
- Taliaferro, George (Indiana), B.....	1955	- Turner, Paul (Louisiana Tech), WR.....	2016
- Tamburello, Ben (Auburn), C/G.....	1987-90	- Tural, Willie † (New Mexico), RB.....	1987
- Tapeh, Thomas (Minnesota), FB.....	2004-07	- Tuten, Rick (Florida state), P.....	1989
- Tapp, Darryl (Virginia Tech), DE.....	2010-12	- Tyrrell, Joe (Temple), G.....	1952
- Tarasovic, George (LSU), E.....	1963-65	Player (College), Position	
- Tarver, John (Colorado), RB.....	1975	Years	
- Taseff, Carl (John Carroll), B.....	1961	U Ulmer, Michael † (Doane), DB.....	1987
- Tate, Golden (Notre Dame), WR.....	2018	- Unutoa, Morris (BYU), C.....	1996-98
		- Upersa, Tuufuli (Montana), G.....	1971
		- Urevig, Claude (North Dakota), B.....	1935

ALL-TIME ROSTER



	Player (College), Position	Years
V	Vaeao, Destiny (Washington State), DT	2016-18
-	Vaitai, Halapoulivaati (TCU), T	2016-19
-	Valentine, Zack (East Carolina), LB	1982-83
-	Vallos, Steve (Wake Forest), C/G	2012
-	Van Brocklin, Norm (Oregon), QB	1958-60
-	Van Buren, Ebert (LSU), B	1951-53
-	Van Buren, Steven (LSU), B	1944-51
-	Vanderveide, Julian (Iowa), C/G	2011-15
-	Van Dyke, Alex (Nevada), WR	1999-2000
-	Van Dyke, Bruce (Missouri), G	1966
-	Vasys, Arunas (Notre Dame), LB	1966-68
-	Vick, Michael (Virginia Tech), QB	2009-13
-	Vick, Roger (Texas A&M), RB	1990
-	Vincent, Troy (Wisconsin), CB	1996-2003
-	von Oelhoffen, Kimo (Boise State), DT	2007
	Player (College), Position	Years
W	Wagner, Steve (Wisconsin), S/LB	1980-81
-	Wainright, Frank (Northern Colorado), TE	1995
-	Walik, Billy (Villanova), WR	1970-72
-	Walker, Adam (Pittsburgh), FB	1996
-	Walker, Corey (Arkansas State), RB	1997-98
-	Walker, Darwin (Tennessee), DT	2000-06
-	Walker, Herschel (Georgia), RB	1992-94
-	Walker, Joe (Oregon), LB	2016-17
-	Wall, Jamar (Texas Tech), S	2010
-	Wallace, Al (Maryland), DE/LB	1997-99
-	Wallace, K'Von (Clemson), S	2020-
-	Wallace, Mike (Mississippi), WR	2018
-	Walston, Bobby (Georgia), WR/K	1951-62
-	Walters, Pete † (Western Kentucky), G	1987
-	Walters, Stan (Syracuse), T	1975-83
-	Walton, John (Elizabeth City State), QB	1976-79
-	Wanogho, Prince Tega (Auburn), T	2020
-	Ward, Greg (Houston), WR	2019-
-	Ward, Jim (Gettysburg), QB	1971-72
-	Ware, Matt (UCLA), CB	2004-05
-	Warmack, Chance (Alabama), G	2017-18
-	Warren, Buist (Tennessee), B	1945
-	Warren, Chris (Ferrum), RB	2000
-	Waters, Andre (Cheyney), SS	1984-93
-	Waters, Mike (San Diego State), FB	1986
-	Watkins, Danny (Baylor), G	2011-12
-	Watkins, Foster (West Texas A&M), B	1940-41
-	Watkins, Jaylen (Florida), DB	2014-17
-	Watkins, Larry (Alcorn A&M), B	1970-72
-	Watkins, Quez (Southern Mississippi), WR	2020-
-	Watson, Edwin (Purdue), RB	1999
-	Watson, Terrell (Azusa Pacific), RB	2016
-	Watson, Tim (Howard), SS	1997
-	Watters, Ricky (Notre Dame), RB	1995-97
-	Wayne, Nate (Mississippi), LB	2003-04
-	Wear, Robert (Penn State), C	1942
-	Weatherall, Jim (Oklahoma), T	1955-57
-	Weaver, Jed (Oregon), TE	1999
-	Weaver, Leonard (Carson-Newman), FB	2009-10
-	Weber, Chuck (West Chester), LB	1959-61
-	Weedon, Don (Texas), G	1947
-	Wegert, Ted (North Carolina), B	1955-56
-	Weiner, Albert (Muhlenberg), B	1934
-	Weinstock, Isadore (Pittsburgh), B	1935
-	Welbourn, John (California), G/T	1999-2003
-	Weldon, Casey (Florida State), QB	1992
-	Wells, Billy (Michigan State), B	1958
-	Wells, Harold (Purdue), LB	1965-68
-	Wells, Reggie (Clarion), G	2010
-	Wendlick, Joseph (Oregon State), FL	1940
-	Wentz, Carson (North Dakota State), QB	2016-20
-	Wenzel, Jeff † (Tulane), T	1987
-	West, Ed (Auburn), TE	1995-96
-	West, Hodges (Tennessee), T	1941
-	West, Troy † (USC), SS	1987
-	Westbrook, Brian (Villanova), RB	2002-09
-	Whalen, Jim (Boston College), E	1971
-	Wheaton, Markus (Oregon State), WR	2018
-	Wheeler, Mark (Texas A&M), DT	1999
-	Whire, John (Georgia), B	1933
-	White, Allison (TCU), T	1939
-	White, Reggie (Tennessee), DE/DT	1985-92
-	White, Tracy (Howard), LB	2008-09
-	Whiting, Brandon (California), DT/DE	1998-2003
-	Whitmore, David (Stephen F. Austin), S	1995
-	Whittingham, Fred (Cal Poly-San Luis Obispo), LB	1966, '71
-	Wiatrak, John (Washington), C	1939
-	Wilburn, Barry (Mississippi), FS	1995-96
-	Wilcox, John (Oregon), T	1960
-	Wilkes, Reggie (Georgia Tech), LB	1978-85
-	Wilkins, Jeff (Youngstown State), K	1994
-	Will, Erwin (Dayton), DT	1965
-	Willey, Norman (Marshall), E	1950-57
-	Williams, Ben (Minnesota), DT	1999
-	Williams, Bernard (Georgia), T	1994
-	Williams, Bobbie (Arkansas), G	2000-03
-	Williams, Boyd (Syracuse), C	1947
-	Williams, Byron (Texas-Arlington), WR	1983
-	Williams, Calvin (Purdue), WR	1990-96
-	Williams, Cary (Washburn), CB	2013-14
-	Williams, Charlie (Jackson State), CB	1978
-	Williams, Clyde (Georgia Tech), T	1935
-	Williams, Henry "Gizmo" (East Carolina), WR/KR	1989
-	Williams, Jason (Western Illinois), LB	2012
-	Williams, Jerry (Washington State), B	1953-54
-	Williams, Joel (Wisconsin-LaCrosse), LB	1983-85
-	Williams, Michael (Mississippi College), RB	1983-84
-	Williams, Raequan (Michigan State), DT	2020-
-	Williams, Roger (Grambling), DB	1973
-	Williams, Ted (Boston College), B	1942
-	Williams, Tex (Auburn), G	1942
-	Williams, Trevor (Penn State), CB	2020
-	Williams, Tyrone (Wyoming), DE	1999-2000
-	Willis, James (Auburn), LB	1995-98
-	Wilson, Bill (Gonzaga), E	1938
-	Wilson, Brenard (Vanderbilt), S	1979-86
-	Wilson, Caleb (UCLA), TE	2020-
-	Wilson, Harry (Nebraska), B	1967-70
-	Wilson, Jerry (Auburn), E	1959-60
-	Wilson, Osborne (Pennsylvania), G	1933-35
-	Winfield, Vern (Minnesota), G	1972-73
-	Wink, Dean (Yankton), DT	1967-68
-	Wirgowski, Dennis (Purdue), DE	1973
-	Wisniewski, Stefen (Penn State), C/G	2016-18
-	Wistert, Al (Michigan), T	1943-51
-	Witherspoon, Derrick (Clemson), RB	1995-97

- Witherspoon, Will (Georgia), LB.....2009
- Wittenborn, John (Southeast Missouri State), G..... 1960-62
- Wojciechowicz, Alex (Fordham), C..... 1946-50
- Wolfe, Red (Texas), B..... 1940
- Wolff, Earl (North Carolina State), S2013-14
- Woltman, Clem (Purdue), T 1938-40
- Woodard, Marc (Mississippi State), LB 1994-96
- Woodeshick, Tom (West Virginia), B..... 1963-71
- Woodruff, Lee (Mississippi), B..... 1933
- Woodruff, Tony (Fresno State), WR..... 1982-84
- Woodson, Sean (Jackson State), S..... 1998
- Worden, Neil (Notre Dame), B..... 1954, '57
- Woulfe, Mike (Colorado), LB..... 1962
- Wright, Gordon (Delaware State), G 1967
- Wright, Sylvester (Kansas), LB 1995-96
- Wukits, Al (Duquesne), C 1943
- Wyatt, Antwuan (Bethune-Cookman), WR..... 1997
- Wydo, Frank (Cornell), T..... 1952-57
- Wyhonic, John (Alabama), G 1946-47
- Wynn, Dexter (Colorado State), CB..... 2004-06
- Wynn, William (Tennessee State), DE..... 1973-76

Player (College), Position **Years**

Y

- Young, Adrian (USC), LB 1968-72
- Young, Charle (USC), TE 1973-76
- Young, Glen (Mississippi State), WR..... 1983
- Young, Michael (UCLA), WR 1993
- Young, Roynell (Alcorn State), CB 1980-88
- Young, Scott (BYU), G..... 2005-07
- Young, Vince (Texas), QB..... 2011
- Youngelman, Sid (Alabama), T 1956-58
- Yovicsin, John (Gettysburg), E 1944

Player (College), Position **Years**

Z

- Zabel, Steve (Oklahoma), E/LB 1970-74
- Zandofsky, Mike (Washington), G 1997
- Zendejas, Luis (Arizona State), K 1988-89
- Ziegler, Frank (Georgia Tech), B..... 1949-53
- Zilly, John (Notre Dame), E..... 1952
- Zimmerman, Don (Northeast Louisiana), WR..... 1972-76
- Zimmerman, Roy (San Jose State), B..... 1942-46
- Zizak, Vince (Villanova), T..... 1934-37
- Zomalt, Eric (California), SS 1994-96
- Zordich, Michael (Penn State), SS 1994-98
- Zyntell, James (Holy Cross), G 1933-35

ALL-TIME PRACTICE SQUAD



	<u>Player (College), Position</u>	<u>Years</u>
A	Acho, Emmanuel (Texas), LB.....	2013-14
-	Adams, Jamar (Michigan), S.....	2010
-	Adams, Josh (Notre Dame), RB.....	2018
-	Allen, James (Oklahoma), RB.....	1997
-	Amendola, Danny (Texas Tech), WR.....	2008-09
-	Andrews, Josh (Oregon State), OL.....	2014, '17
-	Arnold, Grayland (Baylor), DB.....	2020
-	Arrington, Kyle (Hofstra), CB.....	2008
-	Augafa, Patrick (Iowa State), G.....	1997

	<u>Player (College), Position</u>	<u>Years</u>
B	Bailey, David (Oklahoma State), DE.....	1989
-	Bair, Brandon (Oregon), DE.....	2013
-	Barniro, Michael (Stony Brook), T.....	2013
-	Barr, Robert (Rutgers), T.....	1999
-	Barner, Kenjon (Oregon), RB.....	2014
-	Bartley, Ephesians (Florida), LB.....	1992
-	Bausby, De'Vante (Pittsburg State), CB.....	2017-18
-	Beeler, Chase (Stanford), C.....	2012
-	Bell, Joiqye (Wayne State), RB.....	2010
-	Bello, B.J. (Illinois State), LB.....	2018
-	Berardelli, Paul (Villanova), G.....	1989
-	Bonnet, Andrew (North Dakota State), FB.....	2016
-	Bostic, James (Auburn), RB.....	1998
-	Bostic, Jason (Georgia Tech), CB.....	1999
-	Boyko, Brett (UNLV), T.....	2015
-	Brackett, Brett (Penn State), TE.....	2011
-	Broughton, Luther (Furman), TE.....	1997
-	Brown, Asantay (Western Michigan), LB.....	2018
-	Brown, Ben (Tennessee State), QB.....	1990
-	Brown, Billy (Shepherd), TE.....	2017-18
-	Brown, Curt (North Carolina), DL.....	1993
-	Brown, Jamon (Louisville), G.....	2020
-	Bryant, Phil (Virginia Tech), RB.....	1994
-	Bryant, Vaughn (Stanford), CB.....	1995
-	Buckhalter, Chris (Southern Mississippi), FB.....	1996
-	Bunche, Malcolm (UCLA), G.....	2015
-	Burks, Dialleo (Eastern Kentucky), WR.....	1996
-	Burley, Marcus (Delaware), CB.....	2013
-	Burnett, Deontay (USC), WR.....	2019-20
-	Burns, Lamont (East Carolina), G.....	1998
-	Butler, Hakeem (Iowa State), TE.....	2020

	<u>Player (College), Position</u>	<u>Years</u>
C	Cadogan, Gerald (Penn State), T.....	2009
-	Calicchio, Lonny (Mississippi), K.....	1997
-	Cameron, Ronnie (Old Dominion), DT.....	2012
-	Canonico, Eddie (Sacramento State), CB.....	2005
-	Carrier, Derek (Beloit), TE.....	2012
-	Carter, DeAndre (Sacramento State), WR.....	2018
-	Cavil, Ben (Oklahoma), G.....	1996
-	Cherry, Don (Villanova), LB.....	2016-17
-	Clark, Jeremy (Alabama), DT.....	2007
-	Clements, Chuck (Houston), QB.....	1998
-	Clifton, Gregory (Johnson Smith), WR.....	1994
-	Collins, Dobson (Gardner-Webb), WR.....	2009
-	Collins, Jed (Washington State), FB.....	2008
-	Council, Keith (Hampton), DT.....	1998
-	Countess, Blake (Auburn), CB.....	2020
-	Cracraft, River (Washington State), WR.....	2019
-	Crafts, Jonas (UTEP), TE.....	2005

-	Craig, Winston (Richmond), DT.....	2017-18
-	Crawford, Tarren (Central State (OH)), T/G.....	1998
-	Croom, Jason (Tennessee), TE.....	2020
-	Cunningham, B.J. (Michigan State), WR.....	2012-13

	<u>Player (College), Position</u>	<u>Years</u>
D	Daniels, Torrance (Harding), LB.....	2006
-	Dausin, Chris (Texas A&M), C.....	1994
-	Davis, Brandon (Arkansas), TE.....	2002
-	Davis, Deshaun (Auburn), LB.....	2019
-	Davis, Jason (Illinois), FB.....	2007
-	Davis, Pernell (Alabama-Birmingham), DT.....	2001
-	Davis, Rashard (James Madison), WR.....	2017-18
-	Davis, Reggie (Georgia), WR.....	2018
-	Davis, Robert (Georgia State), WR.....	2019
-	Day, Tim (Oregon), TE.....	2006
-	Denham, Anthony (Utah), TE.....	2016
-	Dial, Alan (UCLA), S.....	1989
-	Dickerson, Kori (USC), TE.....	2002-03
-	Dingle, Nate (Cincinnati), B.....	1995
-	Downtin, Marcus (North Alabama), LB.....	2012
-	Drake, Troy (Indiana), T.....	1995
-	Draper, Shawn (Alabama), TE.....	2002
-	Duckworth, Tim (Auburn), G.....	2008
-	Dunbar, Franklin (Middle Tennessee State), G.....	2008

	<u>Player (College), Position</u>	<u>Years</u>
E	Ebert, Jeremy (Northwestern), WR.....	2012
-	Edwards, Anthony (New Mexico Highlands), WR.....	1989
-	Edwards, Steve (Central Florida), T.....	2002
-	Egboh, Pannel (Stanford), DT.....	2010
-	Ellington, Dante (Alabama), T.....	2003
-	Ellis, Alex (Tennessee), TE.....	2019
-	Ervin, Allen (Lambuth), RB.....	2009
-	Esera, Tala (Hawaii), G.....	2008
-	Evans, Joey (North Carolina), DE.....	2003
-	Evans, Randall (Kansas State), CB.....	2015

	<u>Player (College), Position</u>	<u>Years</u>
F	Fabiano, Anthony (Harvard), C.....	2018
-	Fanaika, Paul (Arizona State), G.....	2009
-	Feeley, A.J. (Oregon), QB.....	2002
-	Fogle, DeShawn (Kansas State), LB.....	1997
-	Fontenot, Therrian (Fresno State), CB.....	2007
-	Ford, Fredric (Mississippi Valley State), CB.....	1996
-	Fountain, Maurice (Clemson), DE.....	2011
-	Ford, Chase (Miami (FL)), TE.....	2012
-	Fox, Dustin (Ohio State), CB.....	2006
-	France, Todd (Toledo), K.....	2005
-	Frank, John (Utah), DE.....	2001
-	Franks, Jordan (Central Florida), TE.....	2020
-	Fulgham, Travis (Old Dominion), WR.....	2020
-	Furio, Dominic (UNLV), C.....	2005

	<u>Player (College), Position</u>	<u>Years</u>
G	Gabbard, Steven (Florida State), T.....	1989
-	Gallery, Nick (Iowa), P.....	1998
-	Gamble, Joel (Shippensburg), FB.....	2009
-	Garlick, Tom (Fordham), WR.....	1994
-	Gasperson, Michael (San Diego), WR.....	2005-07
-	Gerhart, Tom (Ohio), S.....	1992
-	Gerry, Nathan (Nebraska), LB.....	2017

ALL-TIME PRACTICE SQUAD



- Gholston, Kendrick (Louisville), DE.....2000
- Gibson, Mike (California), G.....2009
- Gleichert, Andrew (Michigan State), TE.....2015
- Goetz, Ron (Minnesota), LB.....1991
- Gordon, Dillon (LSU), T.....2017
- Graf, Kevin (USC), T.....2014
- Gray, Anthony (Western New Mexico), RB.....2001
- Green, Marcus (Louisiana-Monroe), WR.....2019-20
- Greene, Darrell (San Diego State), G.....2016-17
- Grymes, Aaron (Idaho), CB.....2016

<u>Player (College), Position</u>	<u>Years</u>
H Hall, Andy (Delaware), QB.....	2004-05
- Hall, Branden (Troy State), G.....	2004
- Hall, Chad (Air Force), WR.....	2010-11
- Hall, Ray (Washington State), DE.....	1994
- Hamilton, Cobi (Arkansas), WR.....	2014
- Hamilton, Justin (Louisiana-Lafayette), DT.....	2017
- Hamiter, Uhuru (Delaware State), DE.....	2000
- Hamler, Jamel (Fresno State), WR.....	2011
- Hamlett, Connor (Oregon State), TE.....	2015
- Hamner, Thomas (Minnesota), RB.....	2000
- Hampton, William (Murray State), CB.....	2000
- Hankton, Karl (Trinity College), WR.....	1998
- Harmon, Eric (Clemson), G.....	1991
- Harris, Ajene (USC), CB.....	2019
- Harper, Rod (Murray State), WR.....	2010
- Harris, Erick (Liberty), CB.....	2006-07
- Harrison, Brandon (Michigan), S.....	2009
- Harrison, Brandon (Howard Payne), WR.....	1996
- Harrison, Tyreo (Notre Dame), LB.....	2002
- Hart, Clinton (Central Florida C.C.), S.....	2002
- Harvey, Jasper (San Diego State), C.....	2006
- Hasselbeck, Tim (Boston College), QB.....	2002
- Havili, Stanley (USC), FB.....	2011
- Hawkins, Josh (East Carolina), CB.....	2018
- Hector, Bruce (South Florida), DT.....	2018-19
- Hefney, Jonathan (Tennessee), CB.....	2008
- Henderson, De'Angelo (Coastal Carolina), RB.....	2019
- Henry, Maurice (Kansas State), LB.....	1990
- Hepburn, Brandon (Florida A&M), LB.....	2014-15
- Hess, Bill (West Chester), WR.....	1991-92
- Hester, Treyvon (Toledo), DT.....	2018, '20
- Hill, Anthony (North Carolina State), TE.....	2011
- Hill, Lavert (Michigan), CB.....	2020
- Hill, P.J. (Wisconsin), RB.....	2009
- Holyfield, Elijah (Georgia), RB.....	2020
- Hoover, Tyler (Michigan State), OL.....	2014
- Houston, Brandon (Oklahoma), T.....	1992
- Houston, Jameson (Baylor), CB.....	2020
- Howard, Jordan (Indiana), RB.....	2020
- Huggins, Albert (Clemson), DT.....	2019

<u>Player (College), Position</u>	<u>Years</u>
I Igwenagu, Emil (Massachusetts), FB.....	2012
- Ikegwuonu, Jack (Wisconsin), CB.....	2009
- Ingram, Cornelius (Florida), TE.....	2010
- Isdaner, Greg (West Virginia), G.....	2009

<u>Player (College), Position</u>	<u>Years</u>
J Jackson, Alonzo (Florida State), DE.....	2005
- Jackson, Jamaal (Delaware State), G/C.....	2003, '05

- Jackson, Xzavie (Missouri), DE.....2007
- Jacobs, Omar (Bowling Green), QB.....2006
- **Jacquet, Michael (Louisiana-Lafayette), CB.....2020**
- **James, Craig (Southern Illinois), CB.....2019**
- James, Drisan (Boise State), WR.....2008
- Jefferson, Jason (Wisconsin), DT.....2005
- Jenkins, Justin (Mississippi State), WR.....2004
- Jensen, Marcel (Fresno State), TE.....2016
- Johnson, Chris (North Alabama), S.....2019
- Johnson, D.J. (Jackson State), CB.....2011
- Johnson, Dwight (Baylor), DE.....2000
- Johnson, Kaleb (Rutgers), G.....2018
- Johnson, Keelan (Arizona State), S.....2013
- Johnson, Marcus (Texas), WR.....2016
- Johnson, Maurice (Temple), TE.....1990
- Johnson, Ron (Shippensburg), DE.....2003
- Johnson, Ronald (USC), WR.....2011
- Jones, Julian (Missouri), S.....2002
- Jones, Preston (Georgia), QB.....1993
- Jones, Tyrone (Arkansas State), S.....1989
- Jones-Quartey, Harold (Findlay), S.....2017
- Jordan, Akeem (James Madison), LB.....2007
- Joseph, Carlos (Miami (FL)), T.....2005
- Joseph, Dieugot (Florida International), T.....2019
- **Juriga, Luke (Western Michigan), C.....2020**

<u>Player (College), Position</u>	<u>Years</u>
K Kalaniuvalu, Alai (Oregon State), G.....	1995
- Keliikipi, Wade (Oregon), DT.....	2014
- Kershaw, William (Maryland), LB.....	2007
- Killings, D.J. (Central Florida), CB.....	2017
- Killins, Adrian (Central Florida), RB.....	2020
- Kinne, G.J. (Tulsa), QB.....	2013-14
- Knott, Jake (Iowa State), LB.....	2014
- Kovacs, Jordan (Michigan), S.....	2014
- Krause, Jonathan (Vanderbilt), WR.....	2015

<u>Player (College), Position</u>	<u>Years</u>
L Labinjo, Mike (Michigan State), LB.....	2004
- Langford, Reshard (Vanderbilt), S.....	2009
- Lauletta, Kyle (Richmond), QB.....	2019
- Lawrence, Reggie (North Carolina State), WR.....	1993
- Lawrie, Nate (Yale), TE.....	2004
- Lee, Darrell (Florida), DE.....	2005
- Lee, Mike (Fort Valley State), CB.....	2015
- LeJeune, Norman (LSU), S.....	2003
- Leman, Jeremy (Illinois), LB.....	2009
- Leo, Matt (Iowa State), DE.....	2020
- Limbrick, Garret (Oklahoma State), RB.....	1989
- Lloyd, Greg (Connecticut), LB.....	2011
- Long, Travis (Washington State), LB.....	2013

<u>Player (College), Position</u>	<u>Years</u>
M Mailei, Marcus (Weber State), FB.....	2009
- Mallett, Martell (Arkansas-Pine Bluff), RB.....	2010
- Marquardt, Mike (Arizona State), DT.....	2008
- Marshall, Byron (Oregon), RB.....	2016-17
- Marshall, Keyonta (Grand Valley State), DT.....	2005
- Marshall, Lemar (Michigan State), S.....	1999
- Marshall, Whit (Georgia), LB.....	1996
- Martin, Tee (Tennessee), QB.....	2002
- Martino, Freddie (North Greenville), WR.....	2015

ALL-TIME PRACTICE SQUAD



- Matthews, Eric (Indiana), WR.....	1997
- Mayfield, Curtis (Oklahoma State), WR.....	1992
- McBride, Shaheer (Delaware State), WR.....	2008
- McCalister, Alex (Florida), DE.....	2017
- McCaskill, Nevin (Hampton), G.....	2008
- McCoo, Eric (Penn State), RB.....	2003-04
- McCown, Josh (Sam Houston State), QB.....	2020
- McCoy, Ivory (Michigan State), DE.....	2002
- McCoy, Pat (West Texas A&M), T.....	2007
- McCullough, Deland (Miami (OH)), RB.....	1997
- McGaughey, Thomas (Houston), S.....	1996
- McGill, T.Y. (North Carolina State), DT.....	2020
- McIntyre, Corey (West Virginia), FB.....	2002
- McKenzie, Mike (Baylor), TE.....	1993
- McKie, Jason (Temple), FB.....	2002
- McKinnon, Jeremiah (Florida International), CB.....	2018
- McNutt, Marvin (Iowa), WR.....	2012
- McTyer, Tim (BYU), CB.....	1997
- Michael, Marken (Massachusetts), WR.....	2019
- Middleton, Harvey (Georgia Tech), WR.....	1998
- Mihalik, Brian (Boston College), DE.....	2015
- Miller, Ben (Air Force), FB.....	2005
- Miller, Braxton (Ohio State), WR.....	2018
- Miller, Dorren (Carson-Newman), WR.....	2018
- Miller, Shareef (Penn State), DE.....	2020
- Mills, Garrett (Tulsa), TE.....	2010
- Mohr, Christian (<i>no college</i>), DE.....	2006
- Monangai, Kevin (Villanova), RB.....	2015
- Moronta, Horacio (Wagner), DT.....	1990
- Morris, Stephen (Miami (FL)), QB.....	2015
- Mostert, Raheem (Purdue), RB.....	2015
- Murphy, Will (Oregon), WR.....	2013-14
- Murray, Aaron (Georgia), QB.....	2016
- Murrell, Marques (Appalachian State), DE.....	2007
- Myers, Rob (Utah State), TE.....	2009

Player (College), Position **Years**

N Neal, Stephen (California State-Bakersfield), T.....	2001
- Neary, Aaron (Eastern Washington), C.....	2016
- Nelson, Kyle (New Mexico State), LS.....	2012
- Norwood, Jordan (Penn State), WR.....	2009

Player (College), Position **Years**

O Olson, Dante (Montana), LB.....	2020
- Opeta, Sua (Weber State), G.....	2019-20
- Orndoff, Scott (Pittsburgh), TE.....	2019
- Oshinowo, Babatunde (Stanford), DT.....	2008
- Ostman, Joe (Central Michigan), DE.....	2018-20
- Owens, Jeff (Georgia), DT.....	2010

Player (College), Position **Years**

P Palmer, Jonathan (Auburn), T/G.....	2007
- Pantale, Chris (Boston College), TE.....	2015
- Parry, Josh (San Jose State), FB.....	2003-04
- Paschal, Marcus (Iowa), S.....	2007
- Patrick, Chris (Nebraska), T.....	2008
- Patterson, Melvin (Stephen F. Austin), WR.....	1991
- Perez, Carlos (Florida), WR.....	2004
- Perkins, Joshua (Washington), TE.....	2019
- Perry, Bruce (Maryland), RB.....	2005-06
- Pili, Ifo (BYU), DT.....	2004
- Poppinga, Casey (Utah State), TE.....	2004

- Powell, Andre (Penn State), LB.....	1992
- Pratt, Quron (Rutgers), WR.....	2014-15
- Pruneda, Ramiro (Monterrey Tech), T.....	2007
- Pumphrey, Donnel (San Diego State), RB.....	2018

Player (College), Position **Years**

R Raciti, Travis (San Jose State), DT.....	2015
- Rau, Ryan (Portland State), LB.....	2012
- Reader, Jamie (Akron), FB.....	1999
- Redd, Robert (Bowling Green), WR/CB.....	2005
- Reed, Michael (Washington), FB.....	1998-99
- Reid, Willie (Florida State), WR.....	2008
- Remington, Isaac (Oregon), OL.....	2013
- Render, Keegan (Iowa), C.....	2019
- Renna, Mike (Delaware), DT.....	1991
- Reynolds, Dallas (BYU), G.....	2009-11
- Reynolds, Ed (Stanford), S.....	2014-15
- Reynolds, Matt (BYU), T.....	2012
- Rice, Anthony (Laverne), CB.....	1997
- Richardson, Paul (UCLA), WR.....	1993
- Richardson, Terry (Syracuse), RB.....	1995
- Richmond, Greg (Oklahoma State), LB.....	2004, '06
- Riley, Elijah (Army), S.....	2020
- Roberson, Chris (Eastern Michigan), CB.....	2009
- Robinson, Damien (Iowa), S.....	1997
- Robinson, Roderick (Arkansas-Pine Bluff), QB.....	1999
- Robinson, Trenton (Michigan State), S.....	2013
- Roper, Dedrick (Northwood), LB.....	2006
- Rogers, Kendrick (Alabama A&M), T.....	2001
- Rogers, Ron (Georgia Tech), LB.....	1998
- Romero, John (California), C/G.....	2000
- Ross, Oliver (Iowa State), T.....	1999
- Rotheram, Matt (Pittsburgh), G.....	2016
- Rountree, Glenn (Clemson), G.....	1999
- Rucker, Martin (Missouri), TE.....	2009
- Rudolph, Joe (Wisconsin), G.....	1995

Player (College), Position **Years**

S Salako, Victor (Oklahoma State), T.....	2017
- Salas, Greg (Hawaii), WR.....	2013
- Sampy, Bill (Louisiana-Lafayette), WR.....	2006-07
- Scott, Boston (Louisiana Tech), RB.....	2019
- Scott, Sean (Millersville), WR.....	2001
- Seymour, Kevon (USC), CB.....	2020
- Shepherd, JaCorey (Kansas), CB.....	2016
- Shields, Paul (Arizona), FB.....	1999
- Shipley, A.Q. (Penn State), C.....	2010
- Shittu, Aziz (Stanford), DT.....	2016
- Short, Jason (Eastern Michigan), LB.....	2003
- Shorten, Oscar (Abilene Christian), LB.....	1994
- Shotwell, Kyle (Cal Poly), LB.....	2007
- Simon, Geroy (Maryland), WR.....	1997
- Sinceno, Kaseem (Syracuse), TE.....	1998
- Singleton, Alex (Montana State), LB.....	2019
- Skene, Doug (Michigan), T.....	1993
- Skinner, Deontae (Mississippi State), LB.....	2015
- Slay, Henry (West Virginia), DT.....	1998
- Slechta, Jeremy (Nebraska), DT.....	2002
- Smart, Rod (Western Kentucky), RB.....	2001
- Smith, C.J. (North Dakota State), CB.....	2016-17
- Smith, Rashad (Florida Atlantic), LB.....	2020
- Smith, Tremon (Central Arkansas), CB.....	2019

ALL-TIME PRACTICE SQUAD



-	Smith, Troy (East Carolina), WR.....	1999	-	Williams, Trevor (Penn State), CB.....	2020
-	Smoker, Jeff (Michigan State), QB.....	2005	-	Wilson, Caleb (UCLA), TE	2020
-	Smothers, Howard (Bethune-Cookman), G.....	1995	-	Wilson, Kyle (Arkansas State), LB.....	2018
-	Snellings, Paul (Georgia), T.....	2000	-	Wimberly, Marcus (Miami (FL)), S.....	1998
-	Solomon, Freddie (South Carolina State), WR.....	1995	-	Woodson, Sean (Jackson State), S.....	1998
-	Sterling, Ron (Maine), S.....	1989	-	Woodson, Stoney (South Carolina), CB.....	2009
-	Stewart, Tony (Penn State), TE.....	2002	-	Wright, Sylvester (Kansas), LB.....	1995
-	Strohmeyer, Dax (Rutgers), LB.....	2001			
-	Strojny, Drew (Duke), T.....	2004			
-	Studdard, Greg (Sam Houston State), T.....	1999			
-	Studebaker, Andy (Wheaton), LB.....	2008			
-	Stupar, Nate (Penn State), LB.....	2012			
-	Sudfeld, Nate (Indiana), QB.....	2017			
-	Sullivan, Chandon (Georgia State), CB.....	2018			
-	Sullivan, Tre (Shepherd), CB.....	2017			
-	Swayne, Kevin (Wayne State), WR.....	1999			

	<u>Player (College), Position</u>	<u>Years</u>
Y	Young, Scott (BYU), G.....	2005

	<u>Player (College), Position</u>	<u>Years</u>
Z	Zahursky, Steve (Kent State), G.....	1998

Player (College), Position **Years**

T	Talley, John (West Virginia), TE.....	1989
-	Taylor, Zane (Utah), C.....	2011
-	Te'o-Nesheim, Daniel (Washington), DE.....	2011
-	Thomas, Duke (Texas), CB.....	2016
-	Thorn, Andy (Northern Iowa), TE.....	2005
-	Thornton, Cedric (Southern Arkansas), DT.....	2011
-	Thurmon, Elijah (Howard), WR.....	2000
-	Toth, Jon (Kentucky), C.....	2017-18
-	Trafford, Rod (South Carolina), TE.....	2004
-	Treggs, Bryce (California), WR.....	2017
-	Trotter, Frank (Memphis), DT.....	2012
-	Tucker, Casey (Arizona State), T.....	2020
-	Tucker, Matthew (TCU), RB.....	2013-14
-	Tuisasosopo, Zach (Washington), FB.....	2006
-	Tupou, Fenuki (Oregon), G.....	2010
-	Turner, Paul (Louisiana Tech), WR.....	2016
-	Tye, Will (Stony Brook), TE.....	2018

Player (College), Position **Years**

U	Underwood, Colton (Illinois State), LB.....	2014
----------	---	------

Player (College), Position **Years**

V	Vandervelde, Julian (Iowa), G.....	2012
-	Vaughn, Chip (Wake Forest), S.....	2010
-	Venzke, Patrick (Idaho), T.....	2002
-	Vickers, Lee (North Alabama), TE.....	2006-07

Player (College), Position **Years**

W	Walker, Joe (Oregon), LB.....	2018
-	Wall, Jamar (Texas Tech), CB.....	2010
-	Wanogho, Prince Tega (Auburn), T.....	2020
-	Ward, Greg (Houston), WR.....	2017-19
-	Warren, Michael (Cincinnati), RB.....	2020
-	Watford, David (Hampton), WR.....	2016
-	Watson, Mike (West Virginia), T.....	2005
-	Watson, Terrell (Azusa Pacific), RB.....	2016
-	Watson, Tyrone (Tennessee State), WR.....	1990
-	White, D.J. (Georgia State), CB.....	2019
-	Whitley, Eddie (Virginia Tech), CB.....	2012
-	Wilkins, Kevin (Rutgers), DT.....	2019
-	Williams, Ben (Minnesota), DT.....	1999
-	Williams, Jeremy (Tulane), WR.....	2010
-	Williams, Raequan (Michigan State), DT.....	2020
-	Williams, Trae (South Florida), CB.....	2008

EAGLES BY JERSEY NUMBER



- 1** Happy Feller, Nick Mick-Mayer, Tony Franklin, Gary Anderson, Mat McBriar, Cody Parkey, Cameron Johnston
- 2** Joe Pilconis, Mike Michel, Mike Horan, Dean Dorsey, Steve DeLine, David Akers, Matt Barkley, Jalen Hurts
- 3** Roger Kirkman, Jack Concannon, Mark Moseley, Eddie Murray, Todd France, Reggie Hodges, Nick Murphy, Mike Kafka, Mark Sanchez
- 4** Benjy Dial, Max Runager, David Jacobs, Dale Dawson, Bryan Barker, Tom Hutton, Mike McMahon, Kevin Kolb, Stephen Morris, Jake Elliott
- 5** Joseph Kresky, Davey O'Brien, Roman Gabriel, Tom Skladany, Dean May, Mark Royals, Jeff Feagles, Donovan McNabb
- 6** Jim MacMurdo, Gary Adams, John Reaves, Spike Jones, Dan Pastorini, Matt Cavanaugh, Bubby Brister, Jason Baker, Lee Johnson, Jose Cortez, Sav Rocca, Alex Henery, Caleb Sturgis
- 7** Dick Frahm, Roy Zimmerman, John Huarte, Jim Ward, John Reaves, Ron Jaworski, Roger Ruzek, Ken O'Brien, Bobby Hoying, Sean Landeta, Jeff Garcia, Michael Vick, Sam Bradford, Nate Sudfeld
- 8** Chuck Hajek, Davey O'Brien, Al Coleman, Paul McFadden, Luis Zendejas, Brad Goebel, Preston Jones, Dirk Johnson, Chas Henry, Donnie Jones
- 9** James Zyntell, Sonny Jurgensen, Jim Nettles, Billy Walik, Joe Pisarcik, Don McPherson, Jim McMahon, Rodney Peete, Norm Johnson, Andy Hall, Jeff Garcia, Vince Young, Nick Foles, Thad Lewis, Nick Foles
- 10** Swede Ellstrom, George Kavel, Isadore Weinstock, Don Jackson, Maurice Harper, Tommy Thompson, Al Sherman, Frank Tripucka, Adrian Burk, Al Dorow, King Hill, George Mira, Mike Boryla, John Walton, Ove Johansson, John Teltschik, Pat Ryan, Koy Detmer, DeSean Jackson, Jonathan Krause, Chase Daniel, Mack Hollins, DeSean Jackson
- 11** Lee Woodruff, Jack Knapper, Ed Manske, Fritz Ferko, Bernie Lee, Francis Murray, Lou Ghecas, Richard Erdlitz, Tommy Thompson, John Rauch, Bobby Thomason, Norm Van Brocklin, Rick Arrington, John Walton, Jeff Christensen, Kyle Mackey, Scott Tinsley, Casey Weldon, Matt Bahr, Mark Rypien, Jay Fiedler, Ron Powlus, Tim Hasselbeck, Jeff Blake, Jeremy Bloom, Steve Smith, Trent Edwards, Josh Huff, Carson Wentz
- 12** John Roberts, Ed Matesic, Art Buss, Herschel Ramsey, Kent Lawrence, Tom McNeill, Bill Troup, Bob Holly, Randall Cunningham
- 13** George Kenneally, Dave Smukler, Len Barnum, Joe Hoague, Chuck Hughes, Rick Engles, Damaris Johnson, Josh Huff, Nelson Agholor, Travis Fulgham
- 14** Swede Hanson, Rudy Gollomb, Woody Dow, Bob Gambold, Pete Liske, Marty Horn, Rick Tuten, Jeff Wilkins, Doug Pederson, A.J. Feeley, Riley Cooper, Marcus Johnson, Mike Wallace, Robert Davis
- 15** Laf Russell, Osborne Wilson, John Konopka, William Hughes, Clem Woltman, Lou Tomasetti, Ted Laux, Steve Van Buren
- 16** Sylvester Davis, Harry O'Boyle, James Zyntell, John Kusko, Elmer Kolberg, Norman Snead, Vern Davis, Horst Muhlmann, Rob Hertel, Jeff Kemp, Gari Scott, Justin Jenkins, Chad Hall, Brad Smith, Seyi Ajirotutu, Bryce Treggs, DeAndre Carter, Mack Hollins, Deontay Burnett
- 17** Joe Carter, James Russell, Ebert Van Buren, Fred Enke, Jerry Reichow, Ralph Guglielmi, Taft Reed, Harold Carmichael, Mitch Berger, Freddie Solomon, Lonny Calicchio, Arrelious Benn, Nelson Agholor, Alshon Jeffery
- 18** Porter Lainhart, Nick Prisco, Albert Weiner, Joe Pilconis, Herbert Roton, Rankin Britt, Ray Hamilton, Ben Hawkins, Roman Gabriel, Dave Archer, Chris Boniol, Donté Stallworth, Willie Reid, Jeremy Maclin, Dorial Green-Beckham, Shelton Gibson, Josh McCown, Jalen Reagor
- 19** Roger Kirkman, Orrin Pape, Jim Leonard, Herman Bassman, Fritz Ferko, Tom Burnette, George Somers, Harold Pegg, Dan Berry, Tom Dempsey, Guido Merckens, Troy Smith, Sean Morey, Carl Ford, Michael Gasperson, Brandon Gibson, Mardy Gilyard, Greg Salas, Miles Austin, Paul Turner, Golden Tate, J.J. Arcega-Whiteside
- 20** Alex Marcus, John Lipski, Clyde Williams, Howard Bailey, Pete Stevens, Jim MacMurdo, Henry Reese, Elmer Hackney, Don Stevens, Bibbles Bawel, Jim Harris, Frank Budd, Leroy Keyes, John Outlaw, Leroy Harris, Andre Waters, Vaughn Hebron, Brian Dawkins
- 21** James Zyntell, Les Maynard, Paul Cuba, John Kusko, Herschel Stockton, Allison White, Chuck Cherundolo, William Boedeker, Al Pollard, Jim Carr, Joe Scarpati, Ray Jones, Jackie Allen, Wes Chesson, Al Clark, John Sciarra, Evan Cooper, Eric Allen, Bobby Taylor, Matt Ware, William James, Joselio Hanson, David Sims, Roc Carmichael, Jerome Couplin, Leodis McKelvin, Patrick Robinson, Ronald Darby, Jalen Mills
- 22** Henry Obst, Edward Storm, James Russell, Elmer Kolberg, Don Jones, Ralph Goldston, Lee Riley, Tim Brown, Cyril Pinder, Larry Marshall, Brenard Wilson, Robert Lavette, Jacque Robinson, Mark Higgs, Vai Sikahema, Marvin Goodwin, James Saxon, James Fuller, Duce Staley, Eric McCoo, Joselio Hanson, Asante Samuel, Brandon Boykin, Nolan Carroll, Sidney Jones, Marcus Epps
- 23** Paul Cuba, Vince Zizak, Phil Poth, Harry Shaub, Bill Wilson, Zed Coston, Raymond George, William Roffler, Ken Keller, Carl Taseff, Mike McClellan, Claude Crabb, Willie Brown, Harry Jones, Roger Williams, Clifford Brooks, Bob Howard, Cedrick Brown, Willie Turrall, Heath Sherman, Derrick Frazier, Troy Vincent, Ryan Moats, Dimitri Patterson, Dominique Rodgers-Cromartie, Patrick Chung, Nolan Carroll, Rodney McLeod
- 24** Howard Auer, Joe Carpe, Dick Lachman, Jack Knapper, Herman Bassman, Joe Pilconis, Rabbit Keen, Bill Schneller, Dom Moselle, George Taliaferro, Don Schaefer, Nate Ramsey, Artimus Parker, Henry Monroe, Zac Henderson, Ray Ellis, Russell Gary, Reggie Brown, Alan Reid, Alan Dial, Corey Barlow, Tim McTyer, Darnell Autry, Rod Smart, Blaine Bishop, Sheldon Brown, Joique Bell, Brandon Hughes, Nnadmi Asomugha, Bradley Fletcher, Ryan Mathews, Corey Graham, Jordan Howard, Darius Slay
- 25** Osborne Wilson, Leonard Gudd, Henry Reese, Emmet Kriel, Russ Thompson, Hugh McCullough, Toy Ledbetter, Pete Retzlaff, Tommy McDonald, Bill Mack, Bob Shann, Larry Conjar, Tom Sullivan, Bill Bryant, Zachary Dixon, Dennis DeVaughn, Anthony Toney, Tom Gerhart, Charlie Garner, Greg Tremble, Deral Boykin, Willie Clark, Allen Rossum, Je'Rod Cherry, Monty Montgomery, Dorsey Levens, Lamar Gordon, Dustin Fox, Lorenzo Booker, LeSean McCoy
- 26** Joseph Kresky, Jack Norby, Dan Barnhardt, Forest McPherson, Winford Baze, Wimpy Giddens, Lester McDonald, Dave DiFlippo, Clarence Peaks, Al Nelson, Art Malone, John Sanders, Michael Haddix, Ben Smith, Al Jackson, Jerome Henderson, Darnell Autry, Lito Sheppard, Sean Jones, Mike Bell, Jaiquawn Jarrett, Cary Williams, Walter Thurmond, Jaylen Watkins, Jay Ajayi, Miles Sanders
- 27** George Demas, Milton Leathers, Robert Gonya, Jack Dempsey, Burle Robinson, George Rado, Milton Trost, Sam Bartholomew, Bob Davis, John Butler, Ted Laux, Pete Kmetovic, Alvin Johnson, Clyde Scott, Neil Ferris, Hal Giancanelli, Billy Wells, Gene Johnson, Irv Cross, Trenton Jackson, Ronald "Po" James, Richard Blackmore, Topper Clemons, Siran Stacy, Eric Zomalt, James Bostic, Julian Jones, Norman LeJeune, Quintin Mikell, Brandon Hughes, Malcolm Jenkins

- 28** Dick Thornton, Guy Turnbow, Algy Clark, Joe Pilconis, Max Padlow, J. "Stumpy" Thomason, Harry Klopenburg, Ray Keeling, Bob Jackson, Paul Dudley, Jim Gray, Bill Bradley, Lou Rash, Greg Harding, Don Griffin, Mel Gray, Clarence Love, Amp Lee, Correll Buckhalter, Ramzee Robinson, Marlin Jackson, Dion Lewis, Earl Wolff, Wendell Smallwood, Jay Ajayi, Will Parks, Jordan Howard
- 29** Dick Fencl, Ray Smith, Glenn Campbell, Stephen Banas, J. "Stumpy" Thomason, Herman Bassman, Joe Pivarnick, Charles Knox, William Hughes, John Nocera, Israel Lang, Harold Jackson, Mark Burke, Al Latimer, Jo Jo Heath, Elbert Foules, Mark McMillian, Adam Walker, Corey Walker, Darrel Crutchfield, Roderick Hood, Tony Hunt, LeSean McCoy, Nate Allen, DeMarco Murray, Terrence Brooks, LeGarrette Blount, Avonte Maddox
- 30** Art Koeninger, Chuck Brodnicki, Barnes Milon, Claude Urevig, Harry Benson, Bob Masters, Don Looney, Mort Landsberg, John Binotto, Richard Erdlitz, Milton Smith, Bosh Pritchard, Theron Sapp, Alvin Haymond, Jim Raye, Joe Lavender, Ron Lou, Mike Hogan, Cleveland Franklin, Don Calhoun, Chris Johnson, Otis Smith, Charlie Garner, Brian Mitchell, J.R. Reed, Geoff Pope, Colt Anderson, Ed Reynolds, Corey Clement
- 31** Joe Carter, Tom Graham, Irv Kupcinet, William Brian, Bob Masters, Emmett Mortell, Jerry Ginney, Phil Ragazzo, Jim Castiglia, Ted Williams, Art Macioszczyk, Dan Sandifer, Ebert Van Buren, Ron Goodwin, Tom Bailey, Wilbert Montgomery, Troy West, Tyrone Jones, Brian O'Neal, Derrick Witherspoon, Al Harris, Daryon Brutley, Dexter Wynn, Ellis Hobbs, Curtis Marsh, Shaun Prater, Byron Maxwell, Jalen Mills, Nickell Robey-Coleman
- 32** Nip Felber, Everitt Rowan, Glenn Frey, Red Wolfe, Irv Hall, Toimi Jarvi, Charles Gauer, John Rogalla, Jack Myers, Neil Worden, Joe Pagliei, Roger Gill, Rick Duncan, Jackie Smith, Charles Ford, Herb Lusk, Earl Carr, Jim Culbreath, Booker Russell, Michael Williams, Michael Ulmer, Walter Abercrombie, James Joseph, Ricky Watters, Jason Bostic, Michael Lewis, Marcus Paschal, Kyle Eckel, P.J. Hill, Owen Schmitt, Chris Polk, Eric Rowe, Rasul Douglas, Jason Huntley
- 33** Guy Turnbow, Ray Spillers, Bob Masters, Taldon Manton, Jack Banta, Steve Sader, Russ Craft, Roy Barni, Willie Berzinski, Bill Barnes, Merrill Douglas, Don Jonas, Ollie Matson, Ron Blye, Steve Preece, Randy Jackson, Ronald "Po" James, Louie Giammona, Mike Waters, William Frizzell, Kevin Bouie, Tim Watson, Aaron Hayden, Eric Bieniemy, Thomas Hamner, Terrence Carroll, Clinton Hart, Donald Strickland, Jack Ikegwuonu, Jerome Harrison, Jordan Poyer, Chris Prosiniski, Ron Brooks, Dexter McDougale, Josh Adams, Elijah Holyfield, Blake Countess
- 34** Ray Lechthaler, Laurence Steinbock, Mike Sebastian, Jay Arnold, Earl Gros, Larry Watkins, Dave Hampton, James Betterson, Hubie Oliver, Terry Hoage, Herschel Walker, Kevin Turner, Jamie Reader, Reno Mahe, Eldra Buckley, Ronnie Brown, Bryce Brown, Kenjon Barner, Donnel Pumphrey, Dexter McDougale, Cre'Von LeBlanc
- 35** Tex Leyendecker, Rich Smith, Forest McPherson, Drew Ellis, Dick Bassi, Pete Pihos, Ted Dean, Ray Poage, Adrian Young, Mike Hogan, Perry Harrington, Mike Kullman, Mark Konecny, Kevin Bouie, Deauntae Brown, Anthony Marshall, Edwin Watson, Chris Warren, Bruce Perry, Nick Graham, Macho Harris, Trevard Lindley, Denzel Rice, Terrell Watson, Trae Elston, Boston Scott
- 36** Ed Manske, Carl Kane, Hebert Roton, Joe Bukant, Terry Fox, John Stackfool, Dean Steward, Joe Hoague, Joe Muha, Jerry Cowhig, John Brewer, Dick Bielski, Tom McNeill, Norm Bulaich, Herman Hunter, Bobby Morse, Robert Drummond, Michael Zordich, Stanley Pritchett, Brian Westbrook, JaCorey Shepherd, Dwayne Gratz, Jay Ajayi, Deiondre' Hall, Rudy Ford
- 37** Robert Rowe, Winford Baze, John Cole, Bree Cuppoletti, Fred Gloden, Ernie Steele, Tom Woodeshick, Merritt Kersey, Tommy Campbell, Billy Campfield, Junior Tautalatasi, Sammy Lilly, Sean Woodson, Sean Considine, Jamar Wall, Jaylen Watkins, C.J. Smith, Tre Sullivan, Johnathan Cyprien, Ryan Lewis, Marcus Epps, Grayland Arnold
- 38** Bill Fiedler, Jake Schuehle, John Huzvar, Rob Goode, Sam Baker, Tony Baker, George Amundson, Bill Olds, Larry Barnes, Steve Atkins, Mickey Fitzgerald, Jairo Penaranda, Russell Gary, Rich Miano, Dexter McNabb, Charles Dimry, Cecil Martin, Jorrick Calvin, Keelan Johnson, E.J. Biggers, Aaron Grymes, Kenjon Barner, Orlando Scandrick, Michael Jacquet
- 39** Harry Benson, Bob Pylman, Foster Watkins, Bill Mackrides, Pete Emelianchik, Kermit Alexander, Bill Olds, Bob Torrey, Major Everett, Victor Bellamy, Tony Brooks, Corey Walker, Michael Reed, Sheldon Brown, Quintin Demps, Stanley Havili, Matthew Tucker, Byron Marshall, Chandon Sullivan, Craig James
- 40** Charles Newton, Wesley McAfee, Sonny Karnofsky, Elliott Ormsbee, Leslie Palmer, Frank Reagan, Don Johnson, Tom Brookshier
- 41** Ted Schmitt, Foster Watkins, Buist Warren, Gil Steinke, Frank Ziegler, Jerry Norton, Bob Freeman, Howard Cassady, Harry Wilson, Richard Harvey, Randy Logan, Earnest Jackson, Keith Byars, Alvin Ross, Fred McCrary, Johnny Thomas, William Hampton, Thomas Tapeh, Stephen Spach, Tanard Davis, Antoine Harris, Jarrad Page, Emil Igwenagu, Randall Evans, Ronald Darby, De'Vante Bausby, Trevor Williams, Kevon Seymour
- 42** Swede Hanson, Bud Jorgenson, George Mulligan, Ray Hamilton, Raymond George, Bob Hudson, Bob Harrison, Aaron Martin, Dennis Morgan, Steve Wagner, Calvin Murray, Keith Byars, Angelo James, Eric Everett, John Booty, Mike Reid, David Whitmore, Dialleo Burks, Rashard Cook, Jack Brewer, Jason Davis, Kurt Coleman, Chris Maragos, Andrew Sendejo, K'Von Wallace
- 43** Jack Hinkle, William Jefferson, James Lankas, Jim Parmer, Robert Smith, Walt Kowalczyk, Ralph Heck, Al Davis, James McAlister, Roynell Young, Roger Vick, Erik McMillan, Randy Kinder, Damon Moore, Leonard Weaver, Darren Sproles
- 44** Franklin Emmons, Albert Johnson, Ben Kish, William Pollock, Norman Willey, Bob Stringer, Harry Dowda, Pete Retzlaff
- 45** Thomas Bushby, Leo Raskowski, Art Buss, Dick Riffle, Noble Doss, Joe Sutton, Tom Brookshier, Rocky Ryan, Paige Cothren, Don Burroughs, Ron Medved, Pat Gibbs, Marion Reeves, Von Mansfield, Charles Crawford, Jeff Griffin, Thomas Sanders, Vaughn Hebron, Barry Wilburn, Matt Stevens, Tim Hauck, Jeremy Thornburg, Joselio Hanson, Jamar Adams, Rick Lovato
- 46** Don Miller, Ted Wegert, Brad Myers, Glen Amerson, Lee Bougness, Herman Edwards, Chris Gerhard, Izel Jenkins, Markus Thomas, Fredric Ford, Quintin Mikell, Jon Dorenbos, Adrian Killins, Jameson Houston
- 47** Nick Basca, John Mallory, Ed Hayes, Ron Bull, Larry Crowe, Charlie Williams, Andre Hardy, Charles Emanuel, Greg Jackson, Gerard Lawson, Trey Burton, Nathan Gerry
- 48** Eberle Schultz, Ben Scotti, Jay Johnson, Greg Oliver, Martin Mitchell, Wes Hopkins, Steve Hendrickson, Andre President, Jon Ritchie, Josh Hawkins, Elijah Riley
- 49** Dan DeSantis, Robert Thurbon, Mel Bleeker, Pat McHugh, Jerry Williams, Glenn Glass, Wayne Colman, Jim Thrower, John Tarver, Eric Johnson, Tom Caterbone, Todd Bell, Luther Broughton, Andrew Jordan, Josh Parry, Dan Klecko, Jamar Chaney, Tom Nelson, Boston Scott, Alex Singleton
- 50** Alabama Pitts, Don Jackson, Robert Bjorklund, Ken Hayden, Al Wukits, Baptiste Manzini, Bob Kelley, Darrel Aschbacher, Dave Recher, Ron Porter, Guy Morriss, Garry Cobb, Dave Rimington, James Willis, Alonzo Ephraim, Mark Simoneau, Zeke Moreno, Justin Ena, Tank Daniels, Will Witherspoon, Ernie Sims, Casey Matthews, Kiko Alonso, Stephen Tulloch, Bryan Braman, LaRoy Reynolds, Duke Riley

- 51** Enio Conti, Lyle Graham, Al Milling, Robert Wear, Ray Graves, Boyd Williams, Frank Szymanski, Chuck Weber, Jim Schrader, Dave Recher, Dwight Kelley, Dick Cunningham, Ron Lou, Reggie Wilkes, Chuck Gorecki, Ricky Shaw, William Thomas, Carlos Emmons, Nate Wayne, Matt McCoy, Joe Mays, Antwan Barnes, Jamar Chaney, Emmanuel Acho, Steven Means, Shareef Miller
- 52** Ray Graves, Vic Lindskog, Wayne Robinson, Roy Lee Caffey, Dave Lloyd, Kevin Reilly, Ray Phillips, Rich Kraynak, Matt Battaglia, Todd Bell, Jessie Small, Louis Cooper, Vaughan Johnson, Sylvester Wright, DeShawn Fogle, Jon Haskins, Barry Gardner, Jason Short, Pago Togafau, Tracy White, Daniel Te'o-Nesheim, Brian Rolle, Jason Phillips, Brad Jones, Najee Goode, Zach Brown, Davion Taylor
- 53** Walt Masters, Alex Wojciechowicz, Ken Farragut, Bob Pellegrini, John Simerson, Bob Butler, Harold Wells, Fred Whittingham, Dick Absher, Dennis Franks, Fred Smalls, Jody Schulz, Dwayne Jiles, Maurice Henry, Ivan Caesar, John Roper, Bill Romanowski, N.D. Kalu, Hugh Douglas, Mark Simoneau, Moise Fokou, Ryan Rau, Najee Goode, Nigel Bradham, Rashad Smith
- 54** Jerry Huth, Bill Lapham, Jim Ringo, Gene Ceppetelli, Calvin Hunt, Chuck Allen, Tom Roussel, Jim Opperman, Drew Mahalic, Zack Valentine, Jon Kimmel, Alonzo Johnson, Kelly Kirchbaum, Britt Hager, Kurt Gouveia, Terry Crews, DeShawn Fogle, Jeff Herrod, Jeremiah Trotter, Tyreo Harrison, Nate Wayne, Tracy White, Brandon Graham, Jake Knott, Kamu Grugier-Hill, Shaun Bradley
- 55** Frank Bausch, Basilio Marchi, Maxie Baughan, Fred Brown, Jerry Sturm, Frank LeMaster, Mike Reichenbach, Ken Rose, Nate Dingle, Ray Farmer, Quinton Caver, Tyreo Harrison, Dhani Jones, Stewart Bradley, Darryl Tapp, Brandon Graham
- 56** Bill Hewitt, Fred Whittingham, Bill Hobbs, Bill Overmyer, Dean Halverson, Jerry Robinson, Byron Evans, David Brown, Joe Kelly, Darrin Smith, Mike Caldwell, Shawn Barber, Derrick Burgess, Greg Richmond, Akeem Jordan, Phillip Hunt, Bryan Braman, Chris Long, Casey Toohill
- 57** Ernie Calloway, James Reed, Mike Osborn, Mike Curcio, Bill Cowher, Tom Polley, Scott Kowalkowski, Marc Woodard, James Darling, Keith Adams, Chris Gocong, Keenan Clayton, Adrian Moten, Jason Williams, Travis Long, Dannel Ellerbe, D.J. Alexander, T.J. Edwards
- 58** Dave Cahill, Mel Tom, Bob Creech, Rocky Colavito, Terry Tautolo, Anthony Griggs, Byron Lee, Ty Allert, Derrick Oden, Whit Marshall, Ike Reese, Trent Cole, Jordan Hicks, L.J. Fort, Genard Avery
- 59** Joseph Wendlick, Mike Evans, Tom Ehlers, Al Chesley, Joel Williams, Seth Joyner, Carlos Bradley, Mike Mamula, Derrick Burgess, Mike Labinjo, Dedrick Roper, Nick Cole, Brian Rolle, DeMeco Ryans, Joe Walker, B.J. Bello, Joe Bachie
- 60** Bob Suffridge, Al Thacker, Ed Michaels, Don Weedon, Chuck Bednarik
- 61** Tony Cemore, Joseph Frank, Gordon Paschka, Duke Maronic, John Michels, Tom Louderback, Howard Keys, Arunas Vasy, Tony Guillory, Bill Dunstan, Mark Slater, Ben Tamburello, Matt Long, Eric Floyd, Theo Adams, Steve Everitt, Giradie Mercer, Adrian Clarke, Mike Gibson, Julian Vandervelde, Stefen Wisniewski, Raequan Williams
- 62** Woody Gerber, Andrew Brunski, Mike Mandarino, Augie Lio, Dan Talcott, Bill Horrell, Knox Ramsey, John Wittenborn, Jerry Mazzanti, Mike Dirks, Guy Morriss, Bill Lueck, Johnny Jackson, Pete Perot, Nick Haden, Dennis McKnight, Brian Baldinger, Guy McIntyre, Ian Beckles, Dwight Johnson, Scott Peters, Ron Johnson, Alonzo Jackson, Max Jean-Gilles, Jason Kelce
- 63** Ralph Fritz, Rupert Pate, Bruno Banducci, Albert Baisi, Leo Skladany, Norman Willey, Ken Huxhold, Tom Catlin, Mike Woulfe, Lynn Hoyem, Tom Luken, Ron Baker, Daryle Smith, Joe Panos, Raleigh McKenzie, David Diaz-Infante, Hank Fraley, Bryan Smith, Jeremy Clark, Danny Watkins, David Molk, Jack Driscoll
- 64** Robert McDonough, Mario Giannelli, Menil Mavraides, Russ Carrioccio, Abe Gibron, Bob Gaona, John Simerson, Galen Laack, Stan Campbell, Roy Hord, Ed Blaine, Randy Beisler, Dean Wink, Norm Davis, Joe Jones, Ernie Janet, Ed George, Garry Puetz, Dean Miraldi, Mike Perrino, Joe Rudolph, Sean Love, Stefan Rogers, Chris Patrick, Antonio Dixon, Jeff Owens, Jake Scott, Matt Tobin, Brett Toth
- 65** Bob Suffridge, Cliff Patton, Dan Rogas, Jess Richardson, Tom Dimmick, Menil Mavraides, Harold Bradley, Jerry Huth, Jim Beaver, John Mellekas, Bill Stetz, Henry Allison, Roy Kirksey, Rosie Manning, Charlie Johnson, Mark Dennard, Bob Landsee, Gary Bolden, Ron Solt, Ron Hallstrom, Moe Elewonibi, Bubba Miller, Jamaal Green, Keyonta Marshall, King Dunlap, Lane Johnson
- 66** John Wyhonic, Baptiste Manzini, Ed Sharkey, Frank D'Agostino, Ed Meadows, Joe Robb, Will Renfro, Bill Byrne, Bruce Van Dyke, Gordon Wright, Don Chuy, Bill Cody, Roy Kirksey, Bill Bergey, Ken Reeves, John Hudson, Mike Zandofsky, Jerry Crafts, Jeff Dellenbach, Bobbie Williams, Trey Darilek, Kimo von Oelhoffen, Dallas Reynolds, Andrew Gardner, Will Beatty, Akeem Spence, Anthony Rush, Jamon Brown, Ross Pierschbacher
- 67** Jack Sanders, John Magee, Proverb Jacobs, Pete Case, Erwin Will, Vern Winfield, Herb Dobbins, Jeff Bleamer, Lem Burnham, Gerry Feehery, Steve Gabbard, Ryan Schau, Jamaal Jackson, Dennis Kelly, Chance Warmack, Nate Herbig
- 68** Ray Romero, Maurice Nipp, Dick Murley, Bill Koman, Bill Striegel, Bobby Richards, Mark Nordquist, Blenda Gay, Dennis Nelson, Dennis Harrison, Reggie Singletary, Pete Walters, Tom McHale, Rickie Shaw, Frank Cornish, Morris Unutoa, Damian Lavergne, Steve Sciuillo, Pat McCoy, Dan Klecko, Austin Howard, Kyle DeVan, Steve Vallos, Matt Tennant, Josh Andrews, Jordan Mailata
- 69** Dave diFlippo, Joe Tyrrell, Carl Gersbach, Rich Glover, Woody Peoples, Dwaine Morris, Jeff Tupper, Jim Angelo, Bruce Collie, Burt Grossman, Harry Boatwain, George Hegamin, Jon Runyan, Evan Mathis, Dillon Gordon, Matt Pryor
- 70** Leo Brennan, Joseph Frank, Al Wistert, Don Owens, Jim Skaggs
- 71** Cecil Sturgeon, Frank Hrabetin, Eberle Schultz, Ed Fiben, George Fritts, Otis Douglas, Tom Higgins, Jim Ricca, Don King, John Wilcox, Joe Lewis, Dick Hart, William Wynn, Ken Clarke, Cecil Gray, Mike Chalenski, Jermane Mayberry, Scott Young, Jason Peters
- 72** Hodges West, Leon Cook, Stephen Levanites, Ted Doyle, Bob Friedman, Marshall Shires, T.J. Campion, Roger Harding, Walt Stickel, Dick Steere, George Mrkonic, Jess Richardson, Frank Fuller, Floyd Peters, Wade Key, Jim Fritzsche, Dave Pacella, Kevin Allen, David Alexander, Jeff Wenzel, Joe Panos, Tra Thomas, Cedric Thornton, Halapoulivaati Vaitai, Prince Tega Wanogho
- 73** Ed Kasky, Leo Disend, Rocco Canale, Vince Bogren, Henry Gude, Alfred Bauman, Fred Hartman, Roscoe Hansen, Lum Snyder, Sid Youngelman, Ed Khayat, Jim Norton, Richard Stevens, Pete Lazetich, Steve Kenney, Paul Ryczek, Ron Heller, Lester Holmes, Jerry Crafts, Steve Martin, Oliver Ross, Jim Pyne, Kevin Dogins, Shawn Andrews, Derrick Burgess, Bobby McCray, Julian Vandervelde, Joe Kruger, Wade Smith, Isaac Seumalo
- 74** Walter Barnes, Frank Wydo, Len Szafaryn, Jerry DeLucca, Riley Gunnels, Frank Molden, Steve Smith, John Niland, Donnie Green, Leonard Mitchell, Mike Pitts, Tim Mooney, Gerald Nichols, Bernard Williams, Edward Jasper, Doug Brzezinski, Jeremy Bridges, Winston Justice, Nate Menkin, T.Y. McGill, Daeshon Hall, Luke Juriga
- 75** Bill Halverson, George Savitsky, Frank Wydo, Tom Saidock, Jim McCusker, John Meyers, Tuufuli Upersa, Houston Antwine, Dennis Wirogowski, Willie Cullars, Stan Walters, Jim Gilmore, Scott Leggett, Louis Cheek, Daryle Smith, Rob Selby, Troy Drake, John Michels, Michael Sinclair, Frank Ferrara, Dominic Furio, Juqua (Thomas) Parker, Vinny Curry, Josh Sweat, Vinny Curry

- 76** Lester McDonald, John Eibner, Frank Kilroy, Len Szafaryn, Volney Peters, J.D. Smith, Bob Brown, Joe Carollo, Jerry Sisemore, Adam Schreiber, Broderick Thompson, Barrett Brooks, John Welbourn, Alonzo Ephraim, Calvin Armstrong, Stacy Andrews, Reggie Wells, Phillip Hunt, Allen Barbre, Albert Huggins, T.Y. McGill
- 77** Phil Ragazzo, Bernie Kaplan, Tex Williams, Carl Fagioli, John Eibner, Jim Kekeris, Gus Cifelli, Jim Weatherall, Don Oates, John Kapele, Ray Mansfield, Ray Rissmiller, Ernie Calloway, Gerry Philbin, Jerry Patton, Don Ratliff, Rufus Mayes, Tom Jelesky, Michael Black, Donald Evans, Antone Davis, Keith Millard, Howard Smothers, Richard Cooper, Lonnie Palelei, Artis Hicks, LaJuan Ramsey, Mike McGlynn, Demetress Bell, Damion Square, Kevin Graf, Barrett Jones, Taylor Hart, Michael Bennett, Andre Dillard
- 78** Mike Jarmoluk, Marion Campbell, John Baker, Dave Graham, Wayne Mass, Jim Cagle, Steve Smith, Carl Hairston, Matt Darwin, Mike Nease, Antone Davis, Hollis Thomas, Brodrick Bunkley, Victor Abiamiri, Fenuki Tupou, Sua Opeta
- 79** Vic Sears, Buck Lansford, Lum Snyder, Gene Gossage, Lane Howell, Mitch Sutton, Manny Sistrunk, Frank Giddens, Rusty Russell, Joe Conwell, Mike Schad, Mike Finn, Greg Jefferson, Jeremy Slechta, Jim Flanigan, Ian Allen, Todd Herremans, Tanner Hawkinson, Brandon Brooks
- 80** Granville Harrison, Kirk Hershey, Fred Meyer, Leonard Supluski, Bert Kuczynski, Neill Armstrong, Bill Stribling, Gene Mitcham, Ken MacAfee, John Tracey, Ken Gregory, Gary Henson, Randy Beisler, Don Brumm, Clark Hoss, Don Zimmerman, Art Thoms, Luther Blue, Alvin Hooks, Byron Williams, Joe Hayes, Keith Baker, Bobby Duckworth, Cris Carter, Marvin Hargrove, Rod Harris, Reggie Lawrence, James Lofton, Reggie Johnson, Irving Fryar, Torrance Small, Billy McMullen, James Thrash, Kevin Curtis, Ron Johnson, Markus Wheaton, Jordan Matthews, Quez Watkins
- 81** Dick Humbert, Robert Priestly, Ray Reutt, Walt Nowak, John Yovicsin, Don McDonald, John O'Quinn, Willie Irvin, Bibbles Bawel, Eddie Bell, Ron Goodwin, Jim Whalen, Larry Estes, Stan Davis, Oren Middlebrook, Scott Fitzkee, Ron Smith, Kenny Jackson, Otis Grant, Shawn Beals, Henry "Gizmo" Williams, Mike Bellamy, Roy Green, Paul Richardson, Rob Carpenter, Mark Seay, Jeff Graham, Charles Johnson, Tony Stewart, Billy McMullen, Terrell Owens, Jason Avant, Jordan Matthews, Kamar Aiken, Joshua Perkins, Jason Croom
- 82** Robert Krieger, Bill Combs, Bill Hewitt, Milton Smith, Rudy Smeja, Danny DiRenzo, Joe Restic, Tom Scott, George Tarasovic, Tim Rossovich, Bob Picard, Ken Payne, Jerrold McRae, Mike Quick, Mickey Shuler, Victor Bailey, Chris T. Jones, Karl Hankton, Dameane Douglas, L.J. Smith, Alex Smith, Clay Harbor, Emil Igwenagu, Torrey Smith, Richard Rodgers, John Hightower
- 83** Jack Ferrante, Jack Smith, John Smith, Bobby Walston, Bill Quinlan, Don Hultz, Vince Papale, Rodney Parker, Tony Woodruff, Phil Smith, Kenny Jackson, Jimmie Giles, Kevin Bowman, Pat Beach, Michael Young, Ed West, Michael Timpson, Dietrich Jells, Troy Smith, Jeff Thomason, Greg Lewis, Marvin McNutt, Joshua Perkins, Shelton Gibson, Caleb Wilson
- 84** Larry Cabrelli, Leslie Palmer, Hank Burnine, Leo Sugar, Mike Clark, Don Thompson, Jim Kelly, Richard Harris, Keith Krepfle, Vyto Kab, Mike McCloskey, Kenny Jackson, Anthony Edwards, Floyd Dixon, Mark Bavaro, Kelvin Martin, Freddie Solomon, Luther Broughton, Jamie Asher, Freddie Mitchell, Hank Baskett, Jordan Norwood, Greg Ward
- 85** John Shonk, Tony Bova, Charles Gauer, Bob Friedlund, Jay MacDowell, Billy Hix, Bob Schnelker, Ralph Smith, Gary Ballman, Marlin McKeever, Charles Smith, Mel Hoover, Ron Johnson, Jesse Bendross, Mickey Shuler, Jeff Sydner, Art Monk, Mark Ingram, Antwan Wyatt, Chris Fontenot, Na Brown, Freddie Milons, Sean Morey, Darnerien McCants, James Casey, Alex Ellis, Richard Rodgers
- 86** Hal Prescott, Bob McChesney, Bud Grant, Norman Willey, Ed Cooke, Dick Stafford, Fred Hill, Charle Young, Lewis Gilbert, Ken Dunek, Steve Folsom, Al Dixon, Gregg Garrity, Mike Siano, Fred Barnett, Dialleo Burks, Luther Broughton, Justin Armour, Russell Copeland, Brian Finneran, Alex Van Dyke, Gari Scott, Antonio Freeman, Kori Dickerson, Reggie Brown, Evan Moore, Zach Ertz
- 87** Jack Ferrante, Andy Nacrelli, Art Powell, Dick Lucas, Bill Cronin, Dave Lince, Fred Brown, Kent Kramer, Claude Humphrey, Lawrence Sampleton, John Goode, Eric Bailey, Ron Fazio, Carlos Carson, Harper Le Bel, Maurice Johnson, Rickey Brady, Frank Wainwright, Jason Dunn, Jed Weaver, Todd Pinkston, Brent Celek
- 88** Herschel Ramsey, John Durko, Jay MacDowell, John Zilly, Bob Hudson, Jerry Watson, Gary Pettigrew, Richard Osborne, Bill Larson, John Spagnola, Keith Jackson, Jimmie Johnson, Kevin McKenzie, Luther Broughton, Mike Bartrum, Cornelius Ingram, Jeff Maehl, Trey Burton, Dallas Goedert
- 89** Henry Piro, Tom Miller, Fred Meyer, Ben Agajanian, Robert Krieger, John Green, Bob Oristaglio, Don Luft, John Bredice, Mike Morgan, Mike Ditka, Steve Zabel, Wally Henry, Glen Young, Dave Little, Jay Repko, Calvin Williams, Dialleo Burks, Chad Lewis, Ron Leshinski, Ed Smith, Justin Swift, Kaseem Sinceno, Matt Schobel, Martin Rucker, Garrett Mills, B.J. Cunningham, Hakeem Butler
- 90** Aaron Brown, Mike Golic, Randall Mitchell, William Perry, Ronnie Dixon, Jon Harris, Ben Williams, Corey Simon, Darren Howard, Antonio Dixon, Clifton Geathers, Marcus Smith, Justin Hamilton, Treyvon Hester, Bruce Hector
- 91** Tim Golden, Reggie White, Ray Conlin, George Cumby, Scott Curtis, Greg Mark, Andy Harmon, Steve Martin, Uhuru Hamiter, Sam Rayburn, Ian Scott, Chris Clemons, Darryl Tapp, Trevor Laws, Fletcher Cox
- 92** Smiley Creswell, Reggie White
- 93** Tom Strauthers, John Dumbauld, Ray Phillips, David Bailey, Greg Townsend, Daniel Stubbs, Darion Conner, Pernell Davis, Levon Kirkland, Marco Coleman, Jevon Kearse, Trevor Laws, Jason Babin, Brandon Bair, Tim Jernigan, Javon Hargrave
- 94** Byron Darby, Dan McMillen, Steve Kaufusi, Leonard Renfro, Kevin Johnson, Bill Johnson, Kelly Gregg, N.D. Kalu, Montae Reagor, Jason Babin, Ricky Sapp, Derek Landri, Beau Allen, Haloti Ngata, Josh Sweat
- 95** John Bunting, Jody Schulz, Doug Bartlett, Al Harris, Mike Flores, William Fuller, Richard Dent, Henry Slay, Tyrone Williams, Justin Ena, Jerome McDougle, Victor Abiamiri, Mychal Kendricks, Joe Ostman
- 96** John Sodaski, Harvey Armstrong, Clyde Simmons, Marvin Ayers, Mike Flores, Mark Gunn, Keith Rucker, Al Wallace, Paul Grasmanis, Omar Gaither, Greg Lloyd, Bennie Logan, Derek Barnett
- 97** Thomas Brown, Reggie Singletary, John Klingel, Jim Auer, Dick Chapura, Leon Seals, Tim Harris, Rhett Hall, Mark Wheeler, Darwin Walker, Brodrick Bunkley, Cullen Jenkins, Isaac Sopoaga, Taylor Hart, Destiny Vaeao, Malik Jackson
- 98** Mike Ditka, Greg Brown, Elois Grooms, Tommy Jeter, Michael Samson, Jimmie Jones, Brandon Whiting, Greg Richmond, Mike Patterson, Connor Barwin, Elijah Qualls, Bruce Hector, Hassan Ridgeway
- 99** Mel Tom, Leonard Mitchell, Joe Drake, Skip Hamilton, Greg Liter, Jerome Brown

ALL-TIME COACHES



A		
Coach	Title	Years
April, Bobby	Special Teams Coordinator.....	2010-12
April III, Bobby	Defensive Quality Control.....	2011-12
Atkins, Dave	Running Backs.....	1986-90
	Special Teams.....	1991
	Tight Ends.....	1992
Austin, Greg	Assistant Offensive Line.....	2013-15
Azzinaro, Jerry	Defensive Line/Assistant Head Coach.....	2013-15

B		
Coach	Title	Years
Ball, Herman	Offensive Coach.....	1964-68
Banducci, Bruno	Offensive Line.....	1958
Banks, Quadrian	Assistant Strength and Conditioning.....	2013-15
Bartrum, Mike	Assistant Tight Ends.....	2019-20
Bausch, Frank	Assistant Coach.....	1941
Becker, John	Running Backs.....	1980-82
	Wide Receivers.....	1983
Bell, Bert	Head Coach.....	1936-40
Bettis, Tom	Defensive Backs.....	1989-90
Bible, Dana	Offensive Coordinator.....	1998
Bicknell, Bob	Wide Receivers.....	2013-15
Bollman, Jim	Tight Ends.....	1998
Bowles, Todd	Secondary.....	2012
	Defensive Coordinator.....	2012
Brasher, Tommy	Defensive Line.....	1985
	Defensive Line.....	1999-2005
	Defensive Line.....	2012
Bratkowski, Zeke	Quarterbacks.....	1991-92
	Offensive Coordinator/QBs.....	1993-94
Breiner, Andrew	Pass Game Analyst.....	2020
Brewer, Gunter	Wide Receivers.....	2018
Bronzan, Bob	Line.....	1958
Brown, Tyler	Special Teams Quality Control.....	2021-
Bruney, Fred	Defensive Backs.....	1964-68
	Defensive Backs.....	1977-82
	Asst. Head Coach/Defensive Backs.....	1983-85
	Interim Head Coach (1 game).....	1985
Burke, Matt	Defensive Special Assistant.....	2019
	Run Game Coordinator/Defensive Line.....	2020

C		
Coach	Title	Years
Cabrelli, Larry	Ends.....	1947-50
Caldwell, Mike	Defensive Quality Control.....	2008-09
	Assistant Linebackers.....	2010
	Linebackers.....	2011-12
Callahan, Bill	Offensive Line.....	1995-97
Campbell, Marion	Defensive Coordinator.....	1977-82
	Head Coach/Defensive Coordinator.....	1983-85
Carpenter, Lew	Wide Receivers.....	1990-92
	Wide Receivers/Tight Ends.....	1993-94
Carr, Gerald	Wide Receivers.....	1995-98
Carr, Jimmy	Linebackers.....	1969-72
Carson, Bud	Defensive Coordinator/Def. Backs.....	1991-94
Castillo, Juan	Offensive Assistant.....	1995-96
	Tight Ends.....	1997
	Offensive Line.....	1998-2010
	Defensive Coordinator.....	2011-12
Cherundolo, Chuck	Defensive Line.....	1962
Childress, Brad	Quarterbacks.....	1999-2001

Chinander, Erik	Offensive Coordinator.....	2002-05
	Assistant Defensive Line.....	2013
Chung, Eugene	Asst. OL/Tight Ends/Run Game.....	2016-18
Clausen, Chuck	Defensive Line.....	1976-85
Clay, Michael	Defensive Quality Control.....	2014
	Assistant Special Teams.....	2015
	Special Teams Coordinator.....	2021-
Coughlin, Tom	Wide Receivers.....	1984-85
Coury, Dick	Wide Receivers.....	1976-81
Croner, Ken	Assistant Strength and Conditioning.....	2010
Cross, Irv	Defensive Backs.....	1969-70
Culley, David	Wide Receivers.....	1999-2010
	Senior Assistant/Wide Receivers.....	2011-12

D		
Coach	Title	Years
Daniels, Phillip	Def. Quality Control/Asst. DL.....	2016-18
	Defensive Line.....	2019
DaGrosa, John	Assistant Coach.....	1936-37
Daisher, Ted	Special Teams Quality Control.....	2004-05
	Special Teams Coordinator.....	2009
Davis Jr., Bill	Defensive Coordinator.....	2013-15
Davis Sr., Bill	Linebackers.....	1976-77
	Tight Ends.....	1978
Dawson, Mike	Defensive Quality Control.....	2013
	Assistant Defensive Line.....	2014-15
Day, Ryan	Quarterbacks.....	2015
DeFilippo, John	Quarterbacks.....	2016-17
Devore, Hugh	Head Coach.....	1956-57
Donahue, Ken	Defensive Assistant.....	1988
D'Orazio, Joe	Off. Quality Control/Asst. WRs.....	2016-17
Douglas, Otis	Assistant Coach.....	1950
Dowhower, Rod	Offensive Coordinator.....	1999-2001
Dowler, Boyd	Passing Game.....	1973-75
Drulis, Chuck	Line.....	1955

E		
Coach	Title	Years
Ecklund, Brad	Offensive Line.....	1971-72
Evans, Dick	Defensive Coach.....	1964-68
Ewart, Charley	Backfield.....	1946-48

F		
Coach	Title	Years
Fears, Tom	Offensive Coordinator/Wide Receivers....	1971-72
Fipp, Dave	Special Teams Coordinator.....	2013-20
Fisher, Jeff	Defensive Backs.....	1986-88
	Defensive Coordinator/Linebackers.....	1989-90
Flajole, Ken	Linebackers.....	2016-20
Frazier, Leslie	Defensive Backs.....	1999-2002

G		
Coach	Title	Years
Gamble, Harry	Tight Ends/Special Teams.....	1981-82
Gannon, Jonathan	Defensive Coordinator.....	2021-
Ganz, Frank	Tight Ends/Special Teams.....	1983-85
Gauer, Charley	Ends.....	1952-61
	Offensive Coach.....	1969-70
Gillman, Sid	Quarterbacks.....	1979-80
	Quarterbacks.....	1982
	Offensive Assistant.....	1985
Giunta, Peter	Defensive Assistant.....	1991-94

ALL-TIME COACHES



Grandelius, Sonny	Backfield.....	1962-63
Gray, Keith	Assistant Strength and Conditioning.....	2012-19
Grayer, Edward	Associate Strength and Conditioning.....	2020-
Groh, Mike	Wide Receivers Coach.....	2017
	Offensive Coordinator.....	2018-19
Gruden, Jon	Offensive Coordinator.....	1995-97

H		
Coach	Title	Years
Hammond, Bobby	Offensive Assistant.....	1993-94
Harbaugh, John	Special Teams Coordinator.....	1998-2006
	Secondary/Safeties.....	2007
Harper, Matthew	Assistant Special Teams.....	2013-14, 16-18
	Assistant Defensive Backs.....	2015
	Assistant Wide Receivers.....	2019-20
	Safeties.....	2016-20
Hauk, Tim	Defensive Line.....	1986-94
Haupt, Dale	Receivers.....	1982
Hawkins, Ben	Linebackers.....	1979-84
Hill, George	Head Strength and Conditioning.....	2013-20
Hingst, Josh	Offensive Assistant.....	1981
Hughes, Ed	Offensive Assistant.....	1989
Huls, Shaun	Director of High Performance.....	2013-19

I		
Coach	Title	Years
Idzik, John	Running Backs.....	1973-75
	Offensive Coordinator/Quarterbacks.....	1976
Iman, Ken	Special Teams/Offensive Line.....	1976-79
	Offensive Line.....	1980-86
Istvan, Roy	Assistant Offensive Line.....	2019-

J		
Coach	Title	Years
Jackson, Milt	Running Backs.....	1985
Jamieson, Dick	Running Backs.....	1995-96
Jauron, Dick	Senior Assistant/Defensive Backs.....	2010
Jenkins, Pete	Defensive Line.....	2006-08
Joe, Billy	Running Backs.....	1979-80
Johnson, Brian	Quarterbacks.....	2021-
Johnson, Jim	Defensive Coordinator.....	1999-2008
Jones, Ronnie	Strength & Conditioning.....	1987-88
	Strength & Conditioning/Linebackers.....	1989-90

K		
Coach	Title	Years
Kasper, Joe	Defensive Quality Control.....	2021-
Kellison, John	Line.....	1941-50
Kelly, Chip	Head Coach.....	2013-15
Kelly, Mike	Offensive Assistant.....	2002
Kenneally, George	Assistant Coach.....	1935
Kiesling, Walt	Co-Head Coach.....	1943
Kinne, G.J.	Offensive Special Projects.....	2019
Khayat, Ed	Defensive Line.....	1971
	Head Coach.....	1971-72
Kilroy, Frank	Assistant Coach.....	1957-58
Knox Jr., Chuck	Defensive Assistant.....	1995-98
Kotite, Rich	Offensive Coordinator/Quarterbacks.....	1990
	Head Coach.....	1991-94
Kuharich, Joe	Head Coach.....	1964-68

L		
Coach	Title	Years
Lazor, Bill	Quarterbacks.....	2013
LeBeau, Dick	Special Teams.....	1973-75
Levy, Marv	Assistant Coach.....	1969
Lewis, Greg	Wide Receivers.....	2016
Lindskog, Vic	Assistant Coach.....	1952-54
Lovett, John	Defensive Backs.....	2013-14
Lyght, Todd	Assistant Defensive Backs.....	2013-14
Lynn, Johnnie	Secondary/Cornerbacks.....	2011

M		
Coach	Title	Years
Manuel, Marquand	Defensive Backs.....	2020
McCormack, Mike	Head Coach.....	1973-75
McDermott, Sean	Defensive Quality Control.....	2001-02
	Assistant Defensive Backs.....	2003
	Secondary Coach/Safeties.....	2004-06
	Linebackers.....	2007
	Secondary.....	2008
	Defensive Coordinator.....	2009-10

McDonald, D.K.	Assistant Defensive Backs.....	2021-
McDowell, Patrick	Assistant Strength and Conditioning.....	2018-
McGovern, Bill	Outside Linebackers.....	2013-15
McMillin, Bo	Head Coach.....	1951
McMurdo, Jim	Line.....	1938-40
McPherson, Bill	Linebackers.....	1978
Marandino, Roger	Assistant Strength and Conditioning.....	2011
Marchibroda, Ted	Offensive Coordinator.....	1984-85
Matthews, Billie	Running Backs.....	1983-84
Mazur, John	Defensive Backs.....	1973-75
	Defensive Coordinator/Def. Backs.....	1976
Melvin, Tom	Offensive Asst/Quality Control.....	1999-2001
	Tight Ends.....	2002-12

Michael, Jason	Tight Ends.....	2021-
Michaels, Walt	Linebackers.....	1973-75
Miles, Trent	Off. Quality Control/Asst. RBs.....	2017-18
Miller, Heinie	Assistant Coach.....	1940
Millner, Wayne	Ends/Backfield.....	1951
	Head Coach.....	1951

Minnis, Mike	Assistant Strength and Conditioning.....	2016-
Minter, Rick	Inside Linebackers.....	2013-15
Moorehead, Aaron	Wide Receivers.....	2020-
Mornhinweg, Marty	Senior Assistant.....	2003
	Asst. Head Coach.....	2004-05
	Asst. Head Coach/Off. Coordinator.....	2006-12
	Senior Offensive Consultant.....	2020
Moss, Joe	Defensive Line.....	1969-72
Mudd, Howard	Offensive Line.....	2011-12
Muir, Bill	Offensive Line.....	1992-94
Musgrave, Bill	Offensive Assistant.....	1998
	Quarterbacks.....	2014

N		
Coach	Title	Years
Nagy, Matt	Offensive Quality Control.....	2011-12
Neal, Dan	Special Teams.....	1986
	Special Teams/Offensive Line.....	1987
	Offensive Line.....	1988-91
Neale, Greasy	Head Coach.....	1941-50
Niemi, Laurie	Assistant Coach.....	1961-63
Nixon, Jeff	Special Teams Quality Control.....	2007-10

ALL-TIME COACHES



Nixon, Mike Offensive Assistant..... 1966-68
Noriega, Fernando **Head Strength and Conditioning..... 2021-**

O		
Coach	Title	Years
Ollie, Nathan	Assistant Defensive Line.....	2019-20
Owen, Steve	Assistant Coach.....	1956-57

P		
Coach	Title	Years
Paganetti, Ryan	Def. Quality Control/Asst. Linebackers.....	2018
Paganetti, T.J.	Asst. Linebackers/ Game Management.....	2019-20
	Off. Quality Control/Asst. OL.....	2017-18
Pannunzio, Joe	Assistant Running Backs.....	2019
	Asst. Run Game Coordinator/Asst. RBs.....	2020
	Offensive Quality Control.....	2021-
Pasquale, Larry	Director of Team Development.....	2019-20
	Assistant Special Teams Coordinator.....	2021-
Patullo, Kevin	Special Teams.....	1992-94
Payton, Sean	Passing Game Coordinator.....	2021-
	Quarterbacks.....	1997-98
Pederson, Doug	Quarterbacks.....	2009-10
	Quarterbacks.....	2011-12
Peelle, Justin	Head Coach.....	2016-20
	Assistant Tight Ends.....	2013-14
Peterson, Carl	Tight Ends.....	2015-20
	Tight Ends.....	1976-77
Phillips, Spencer	Off. Quality Control/Asst. Quarterbacks.....	2018
	Assistant Quarterbacks.....	2019
Phillips, Wade	Defensive Coordinator/Linebackers.....	1986-88
	Assistant Head Coach/Offense.....	1986-89
Putnam, Duane	Offensive Line.....	1976-78

R		
Coach	Title	Years
Rallis, Nick	Linebackers.....	2021-
Ralston, John	Offensive Coordinator.....	1978
Rath, Ted	Director of Sports Performance.....	2020
	Vice President of Player Performance.....	2021-
Rauch, John	Quarterbacks.....	1971-72
Reagan, Frank	Assistant Coach.....	1952-53
Reed, Mike	Defensive Assistant/Quality Control.....	2003-06
Reich, Frank	Offensive Coordinator.....	2016-17
Reid, Andy	Head Coach.....	1999-2012
Rhodes, Ray	Head Coach.....	1995-98
Richardson, Jess	Defensive Line.....	1971-72
Rivera, Ron	Linebackers.....	1999-2003
Roberts, Al	Special Teams.....	1988-90
Rocker, Tracy	Defensive Line.....	2021-
	Running Backs.....	1976-78
Roland, Johnny	Strength and Conditioning Assistant.....	2008-09
Rubin, Barry	Strength and Conditioning.....	2010-12
Rust, Rod	Linebackers.....	1976-77
Ryan, Buddy	Head Coach.....	1986-90

S		
Coach	Title	Years
Sandusky, John	Offensive Line.....	1973-75
Scangarello, Rich	Senior Offensive Assistant.....	2020
Schwartz, Jim	Defensive Coordinator.....	2016-20
Scovil, Doug	Quarterbacks.....	1986-89
Segrest, Rory	Special Teams Quality Control.....	2006

Shaw, Buck
 Shaw, David
 Shuey, Bill

Shurmur, Pat

Singleton, Jemal
Sirianni, Nick
 Skorich, Nick

Smith, Brian
 Smith, Danny

Smith, Otis
 Spagnuolo, Steve

Staley, Duce

Stanfel, Dick
Steichen, Shane
 Stewart, Brian
 Stiles, Lynn

Stoutland, Jeff

Stuber, Abe

Special Teams Coordinator..... 2007-08
 Defensive Line..... 2009-10
 Head Coach..... 1958-60
 Offensive Assistant..... 1997
 Offensive Assistant/Quality Control..... 2003-06
 Defensive Assistant/Quality Control..... 2007
 Linebackers..... 2008-10
 Tight Ends..... 1999-2001
 Quarterbacks..... 2002-08
 Offensive Coordinator..... 2013-15
 Interim Head Coach..... 2015

Running Backs/Assistant Head Coach..... 2021-
Head Coach..... 2021-
 Line..... 1958-60
 Head Coach..... 1961-63
 Assistant Linebackers..... 2015
 Special Teams..... 1995-96
 Defensive Backs..... 1997-98
 Assistant Secondary..... 2008
 Defensive Asst/Quality Control..... 1999-2000
 Defensive Backs..... 2001-03
 Linebackers..... 2004-06
 Special Teams Quality Control..... 2011-12
 Running Backs..... 2013-17
 Assistant Head Coach/Running Backs..... 2018-20
 Offensive Line..... 1964-70
Offensive Coordinator..... 2021-
 Special Assistant/Defense..... 2009
 Tight Ends/Special Teams..... 1979-81
Offensive Line..... 2013-17
Run Game Coordinator/Offensive Line..... 2018-
 Backfield..... 1955

T		
Coach	Title	Years
Taney, Alex	Offensive Quality Control.....	2021-
Taylor, Press	Offensive Quality Control.....	2013-17
Thomas, Emmitt	Quarterbacks.....	2018-19
	Passing Game Coordinator/QBs.....	2020
Thomas, Stephen	Defensive Coordinator.....	1995-98
Thomason, Bobby	Defensive Quality Control.....	2015
Thompson, Luke	Quarterbacks.....	1957
Toub, Dave	Assistant Special Teams.....	2019-20
Trgovac, Mike	Special Teams Quality Control.....	2001-2003
Trimble, Jim	Defensive Line.....	1995-98
Urban, James	Assistant Coach.....	1951
	Head Coach.....	1952-55

U		
Coach	Title	Years
Undlin, Cory	Defensive Backs.....	2015-19
Urban, James	Offensive Assistant/Quality Control.....	2007-08
	Quarterbacks.....	2009-10

V		
Coach	Title	Years
Van Buren, Steve	Backfield.....	1952
Vasso, Dino	Def. Quality Control/Asst. Secondary.....	2016-18
	Assistant Secondary.....	2019
	Assistant Coordinator/Defense.....	2020
Vechiarella, Jim	Linebackers.....	1991-94
Vermeil, Dick	Head Coach.....	1976-82

ALL-TIME COACHES



Vitt, Joe Linebackers.....1995-98

W

Coach	Title	Years
Wagner, Ben	Assistant Strength and Conditioning.....	2016-
Walch, Carson	Assistant Wide Receivers.....	2018
	Wide Receivers.....	2019
Walsh, Bill	Offensive Line.....	1987-91
Walters, Trent	Secondary.....	2004-07
Washburn, Jeremiah	Senior Defensive Assistant.....	2020-
Washburn, Jim	Defensive Line.....	2011-12
Wampfler, Jerry	Defensive Line.....	1973-75
	Offensive Line.....	1979-83
Wessel, Joe	Special Teams.....	1997
Whipple, Mark	Offensive Assistant.....	2008
Williams, Jerry	Assistant.....	1958-63
	Head Coach.....	1969-71
Williams, Jim	Strength and Conditioning.....	1991-94
Williams, Ted	Tight Ends.....	1995-96
	Running Backs.....	1997-2012
	Tight Ends.....	2013-14
Wilson, Chris	Defensive Line.....	2016-18
Wilson, Dennard	Defensive Backs.....	2021-
Wolf, Mike	Strength and Conditioning.....	1995-2009
Wood, Dick	Offensive Coordinator.....	1983
	Running Backs.....	1991-94
Woods, Dustin	Associate Strength and Conditioning.....	2021-
Wray, Lud	Head Coach.....	1933-35

Z

Coach	Title	Years
Zampese, Ken	Offensive Assistant.....	1998
Zilly, Jack	Running Backs/Special Teams.....	1970-72
Zordich, Michael	Defensive Quality Control.....	2010
	Secondary/Safeties.....	2011-12

ALL-TIME DRAFTS



2021

Rd	No	Player	Pos	College
1	10	DeVonta Smith	WR	Alabama
2	37	Landon Dickerson	C	Alabama
3	73	Milton Williams	DT	Louisiana Tech
4	123	Zech McPhearson	CB	Texas Tech
5	150	Kenneth Gainwell	RB	Memphis
6a	189	Marlon Tuipulotu	DT	USC
6b	191	Tarron Jackson	DE	Coastal Carolina
6c	224	JaCoby Stevens	LB	LSU
7	234	Patrick Johnson	LB	Tulane

2020

Rd	No	Player	Pos	College
1	21	Jalen Reagor	WR	TCU
2	53	Jalen Hurts	QB	Oklahoma
3	103	Davion Taylor	LB	Colorado
4a	127	K'Von Wallace	S	Clemson
4b	145	Jack Driscoll	T	Auburn
5	168	John Hightower	WR	Boise State
6a	196	Shaun Bradley	LB	Temple
6b	200	Quez Watkins	WR	Southern Miss.
6c	210	Prince Tega Wanogho	T	Auburn
7	233	Casey Toohill	DE	Stanford

2019

Rd	No	Player	Pos	College
1	22	Andre Dillard	T	Washington St.
2a	53	Miles Sanders	RB	Penn St.
2b	57	J.J. Arcega-Whiteside	WR	Stanford
4	138	Shareef Miller	DE	Penn St.
5	167	Clayton Thorson	QB	Northwestern

2018

Rd	No	Player	Pos	College
2	49	Dallas Goedert	TE	South Dakota St.
4a	125	Avonte Maddox	CB	Pittsburgh
4b	130	Josh Sweat	DE	Florida St.
6	206	Matt Pryor	G/T	TCU
7	233	Jordan Mailata	T	---

2017

Rd	No	Player	Pos	College
1	14	Derek Barnett	DE	Tennessee
2	43	Sidney Jones	CB	Washington
3	99	Rasul Douglas	CB	West Virginia
4a	118	Mack Hollins	WR	North Carolina
4b	132	Donnel Pumphrey	RB	San Diego St.
5a	166	Shelton Gibson	WR	West Virginia
5b	184	Nathan Gerry	LB	Nebraska
6	214	Elijah Qualls	DT	Washington

2016

Rd	No	Player	Pos	College
1	2	Carson Wentz	QB	North Dakota St.
3	79	Isaac Seumalo	G	Oregon State
5a	153	Wendell Smallwood	RB	West Virginia
5b	164	Halapoulivaati Vaitai	T	TCU
6	196	Blake Countess	S	Auburn
7a	233	Jalen Mills	CB	LSU
7b	240	Alex McCalister	DE	Florida
7c	251	Joe Walker	LB	Oregon

2015

Rd	No	Player	Pos	College
1	20	Nelson Agholor	WR	USC
2	47	Eric Rowe	CB	Utah
3	84	Jordan Hicks	LB	Texas
6a	191	JaCorey Shepherd	CB	Kansas
6b	196	Randall Evans	CB	Kansas St.
7	237	Brian Mihalik	DE	Boston College

2014

Rd	No	Player	Pos	College
1	26	Marcus Smith	LB	Louisville
2	42	Jordan Matthews	WR	Vanderbilt
3	86	Josh Huff	WR	Oregon
4	101	Jaylen Watkins	DB	Florida
5a	141	Taylor Hart	DE	Oregon
5b	162	Ed Reynolds	S	Stanford
7	224	Beau Allen	DT	Wisconsin

2013

Rd	No	Player	Pos	College
1	4	Lane Johnson	T	Oklahoma
2	35	Zach Ertz	TE	Stanford
3	67	Bennie Logan	DT	LSU
4	98	Matt Barkley	QB	USC
5	136	Earl Wolff	S	North Carolina St.
7a	212	Joe Kruger	DE	Utah
7b	218	Jordan Poyer	CB	Oregon St.
7c	239	David King	DE	Oklahoma

2012

Rd	No	Player	Pos	College
1	12	Fletcher Cox	DT	Mississippi St.
2a	46	Mychal Kendricks	LB	California
2b	59	Vinny Curry	DE	Marshall
3	88	Nick Foles	QB	Arizona
4	123	Brandon Boykin	CB	Georgia
5	153	Dennis Kelly	T	Purdue
6a	194	Marvin McNutt	WR	Iowa
6b	200	Brandon Washington	G	Miami (FL)
7	229	Bryce Brown	RB	Kansas St.

2011

Rd	No	Player	Pos	College
1	23	Danny Watkins	G	Baylor
2	54	Jaiquawn Jarrett	S	Temple
3	90	Curtis Marsh	CB	Utah St.
4a	116	Casey Matthews	LB	Oregon
4b	120	Alex Henery	K	Nebraska
5a	149	Dion Lewis	RB	Pittsburgh
5b	161	Julian Vandervelde	G	Iowa
6a	191	Jason Kelce	C	Cincinnati
6b	193	Brian Rolle	LB	Ohio St.
7a	237	Greg Lloyd	LB	Connecticut
7b	240	Stanley Havili	RB	USC

2010

Rd	No	Player	Pos	College
1	13	Brandon Graham	DE	Michigan
2	37	Nate Allen	S	South Florida
3	86	Daniel Te'o-Nesheim	DE	Washington
4a	105	Trevar Lindley	CB	Kentucky

ALL-TIME DRAFTS



4b	121	Keenan Clayton	LB	Oklahoma
4c	122	Mike Kafka	QB	Northwestern
4d	125	Clay Harbor	TE	Missouri St.
5a	134	Ricky Sapp	DE	Clemson
5b	159	Riley Cooper	WR	Florida
6	200	Charles Scott	RB	LSU
7a	220	Jamar Chaney	LB	Mississippi St.
7b	243	Jeff Owens	DT	Georgia
7c	244	Kurt Coleman	S	Ohio St.

4a	102	Sean Considine	S	Iowa
4b	126	Todd Herremans	T	Saginaw Valley St.
5a	146	Trent Cole	LB	Cincinnati
5b	172	Scott Young	G	BYU
6	211	Calvin Armstrong	T	Washington St.
7a	247	Keyonta Marshall	DT	Grand Valley St.
7b	252	David Bergeron	LB	Stanford

2009

Rd	No	Player	Pos	College
1	19	Jeremy Maclin	WR	Missouri
2	53	LeSean McCoy	RB	Pittsburgh
5a	153	Cornelius Ingram	TE	Florida
5b	157	Macho Harris	CB	Virginia Tech
5c	159	Fenuki Tupou	T	Oregon
6	194	Brandon Gibson	WR	Washington St.
7a	213	Paul Fanaika	G	Arizona St.
7b	230	Moise Fokou	LB	Maryland

2004

Rd	No	Player	Pos	College
1	16	Shawn Andrews	T	Arkansas
3	89	Matt Ware	CB	UCLA
4a	129	J.R. Reed	S	South Florida
4b	131	Trey Darilek	G/T	UTEP
5	162	Thomas Tapeh	FB	Minnesota
6a	185	Andrew Hall	QB	Delaware
6b	192	Dexter Wynn	CB	Colorado St.
7a	227	Adrien Clarke	G	Ohio St.
7b	242	Bruce Perry	RB	Maryland
7c	243	Dominic Furio	C	UNLV

2008

Rd	No	Player	Pos	College
2a	47	Trevor Laws	DT	Notre Dame
2b	49	DeSean Jackson	WR	California
3	80	Bryan Smith	DE	McNeese St.
4a	109	Mike McGlynn	G	Pittsburgh
4b	117	Quintin Demps	S	UTEP
4c	131	Jack Ikegwuonu	CB	Wisconsin
6a	184	Mike Gibson	G	California
6b	200	Joe Mays	LB	North Dakota St.
6c	203	Andy Studebaker	LB	Wheaton
7	230	King Dunlap	T	Auburn

2003

Rd	No	Player	Pos	College
1	15	Jerome McDougle	DE	Miami (FL)
2	61	L.J. Smith	TE	Rutgers
3	95	Billy McMullen	WR	Virginia
4	131	Jamaal Green	DE	Miami (FL)
6	185	Jeremy Bridges	G/T	Southern Miss
7	244	Norman LeJeune	S	LSU

2007

Rd	No	Player	Pos	College
2a	36	Kevin Kolb	QB	Houston
2b	57	Victor Abiamiri	DE	Notre Dame
3a	87	Stewart Bradley	LB	Nebraska
3b	90	Tony Hunt	RB	Penn St.
5a	159	C.J. Gaddis	S	Clemson
5b	162	Brent Celek	TE	Cincinnati
6	201	Rashad Barksdale	CB	Albany
7	236	Nate Ilaoa	RB	Hawaii

2002

Rd	No	Player	Pos	College
1	26	Lito Sheppard	CB	Florida
2a	58	Michael Lewis	S	Colorado
2b	59	Sheldon Brown	CB	South Carolina
3	91	Brian Westbrook	RB	Villanova
4	124	Scott Peters	C/G	Arizona St.
5	162	Freddie Milons	WR	Alabama
6	198	Tyreo Harrison	LB	Notre Dame
7	238	Raheem Brock	DE	Temple

2006

Rd	No	Player	Pos	College
1	14	Brodrick Bunkley	DT	Florida St.
2	39	Winston Justice	T	USC
3	71	Chris Gocong	LB	Cal St. Poly
4a	99	Max Jean-Gilles	G	Georgia
4b	109	Jason Avant	WR	Michigan
5a	147	Jeremy Bloom	WR	Colorado
5b	168	Omar Gaither	LB	Tennessee
6	204	LaJuan Ramsey	DT	USC

2001

Rd	No	Player	Pos	College
1	25	Freddie Mitchell	WR	UCLA
2	55	Quinton Caver	LB	Arkansas
3	63	Derrick Burgess	DE	Ole Miss
4	121	Correll Buckhalter	RB	Nebraska
5a	147	Tony Stewart	TE	Penn St.
5b	155	A.J. Feeley	QB	Oregon

2005

Rd	No	Player	Pos	College
1	31	Mike Patterson	DT	USC
2a	35	Reggie Brown	WR	Georgia
2b	63	Matt McCoy	LB	San Diego St.
3	77	Ryan Moats	RB	Louisiana Tech

2000

Rd	No	Player	Pos	College
1	6	Corey Simon	DT	Florida St.
2a	36	Todd Pinkston	WR	Southern Miss
2b	61	Bobbie Williams	G	Arkansas
4	99	Gari Scott	WR	Michigan St.
6a	171	Thomas Hamner	RB	Minnesota
6b	178	John Frank	DE	Utah
6c	192	John Romero	C	California

ALL-TIME DRAFTS



1999

Rd	No	Player	Pos	College
1	2	Donovan McNabb	QB	Syracuse
2	35	Barry Gardner	LB	Northwestern
3	64	Doug Brzezinski	G	Boston College
4a	97	John Welbourn	T	California
4b	128	Damon Moore	DB	Ohio St.
4c	130	Na Brown	WR	North Carolina
6a	172	Cecil Martin	RB	Wisconsin
6b	201	Troy Smith	WR	East Carolina
7a	208	Jed Weaver	TE	Oregon
7b	251	Pernell Davis	DT	UAB

1998

Rd	No	Player	Pos	College
1	11	William Thomas	T	Florida St.
3a	72	Jeremiah Trotter	LB	Stephen F. Austin
3b	85	Allen Rossum	DB	Notre Dame
4a	112	Brandon Whiting	DT	California
4b	116	Clarence Love	DB	Toledo
5	142	Ike Reese	LB	Michigan St.
7a	220	Chris Akins	DT	Texas
7b	240	Melvin Thomas	G	Colorado

1997

Rd	No	Player	Pos	College
1	25	Jon Harris	DE	Virginia
2	57	James Darling	LB	Washington St.
3	71	Duce Staley	RB	South Carolina
4	119	Damien Robinson	DB	Iowa
5a	152	N.D. Kalu	DE	Rice
5b	155	Luther Broughton	TE	Furman
6a	190	Antwan Wyatt	WR	Bethune Cookman
6b	198	Edward Jasper	DT	Texas A&M
7a	207	Koy Detmer	QB	Colorado
7b	225	Byron Capers	DB	Florida St.
7c	227	Deauntae Brown	DB	Central St. (OH)

1996

Rd	No	Player	Pos	College
1	25	Jermame Mayberry	T	Tx. A&M Kingsville
2a	54	Jason Dunn	TE	Eastern Kentucky
2b	61	Brian Dawkins	DB	Clemson
3	85	Bobby Hoying	QB	Ohio St.
4	121	Ray Farmer	LB	Duke
5a	147	Whit Marshall	LB	Georgia
6a	194	Steve White	LB	Tennessee
6b	197	Tony Johnson	TE	Alabama
6c	199	Phillip Riley	WR	Florida St.

1995

Rd	No	Player	Pos	College
1	7	Mike Mamula	DE	Boston College
2a	50	Bobby Taylor	DB	Notre Dame
2b	58	Barrett Brooks	T	Kansas St.
3a	72	Greg Jefferson	DE	Central Florida
3b	78	Chris T. Jones	WR	Miami (FL)
4	119	Dave Barr	QB	California
6	208	Fred McCrary	RB	Mississippi St.
7a	210	Kevin Bouie	RB	Mississippi St.
7b	248	Howard Smothers	T	Bethune Cookman

1994

Rd	No	Player	Pos	College
1	14	Bernard Williams	T	Georgia
2a	37	Bruce Walker	DT	UCLA
2b	42	Charlie Garner	RB	Tennessee
3a	77	Joe Panos	G	Wisconsin
3b	103	Eric Zomalt	DB	California
5	144	Marvin Goodwin	DB	UCLA
6a	174	Ryan McCoy	LB	Houston
6b	193	Mitch Berger	P	Colorado
7	206	Mark Montgomery	RB	Wisconsin

1993

Rd	No	Player	Pos	College
1a	19	Lester Holmes	T	Jackson St.
1b	24	Leonard Renfro	DT	Colorado
2	50	Victor Bailey	WR	Missouri
3a	75	Derrick Frazier	DB	Texas A&M
3b	77	Mike Reid	DB	North Carolina St.
6	163	Derrick Oden	LB	Alabama
7	190	Joey Mickey	TE	Oklahoma
8	217	Doug Skene	T	Michigan

1992

Rd	No	Player	Pos	College
2	48	Siran Stacy	RB	Alabama
3	75	Tommy Jeter	DT	Texas
4a	92	Tony Brooks	RB	Notre Dame
4b	102	Casey Weldon	QB	Florida St.
5	129	Corey Barlow	DB	Auburn
6	160	Jeff Sydnor	WR	Hawaii
7	187	William Boatwright	G	Virginia Tech
8	214	Chuck Bullough	LB	Michigan St.
9	241	Ephesians Bartley	LB	Florida
10	272	Mark McMillian	DB	Alabama
11	299	Pumpy Tudors	P	UT Chattanooga
12	326	Brandon Houston	T	Oklahoma

1991

Rd	No	Player	Pos	College
1	8	Antone Davis	T	Tennessee
2	48	Jesse Campbell	DB	North Carolina St.
3	75	Rob Selby	T	Auburn
4	104	William Thomas	LB	Texas A&M
5	131	Craig Erickson	QB	Miami (FL)
6	156	Andy Harmon	DE	Kent St.
7	187	James Joseph	RB	Auburn
8	216	Scott Kowalkowski	LB	Notre Dame
9	242	Chuck Weatherspoon	RB	Houston
10	271	Eric Harmon	G	Clemson
11	298	Mike Flores	DE	Louisville
12	327	Darrell Beavers	DB	Morehead St.

1990

Rd	No	Player	Pos	College
1	22	Ben Smith	DB	Georgia
2	50	Mike Bellamy	WR	Illinois
3	77	Fred Barnett	WR	Arkansas St.
5	133	Calvin Williams	WR	Purdue
6	162	Kevin Thompson	DB	Oklahoma
7	189	Terry Strouf	T	UW La Crosse
8	217	Curt Dukes	T	Oregon

ALL-TIME DRAFTS



9	244	Cecil Gray	DT	North Carolina
10	273	Orlando Adams	DT	Jacksonville St.
11a	294	John Hudson	C	Auburn
11b	300	Tyrone Watson	WR	Tennessee St.
12	327	Judd Garrett	RB	Princeton

1989

Rd	No	Player	Pos	College
2	49	Jessie Small	LB	Eastern Kentucky
3a	76	Robert Drummond	RB	Syracuse
3b	81	Britt Hager	LB	Texas
6	162	Heath Sherman	RB	Texas A&I

1988

Rd	No	Player	Pos	College
1	13	Keith Jackson	TE	Oklahoma
2	30	Eric Allen	DB	Arizona St.
3	64	Matt Patchan	T	Miami (FL)
5	122	Eric Everett	DB	Texas Tech
6a	149	Don McPherson	QB	Syracuse
6b	160	Rob Sterling	DB	Miami (FL)
7	176	Todd White	WR	Cal St.-Fullerton
8	207	David Smith	RB	W. Kentucky
10	261	Joe Schuster	DT	Iowa
11	288	Izel Jenkins	DB	North Carolina St.
12	319	Steve Kaufusi	DE	BYU

1987

Rd	No	Player	Pos	College
1	9	Jerome Brown	DT	Miami (FL)
3	65	Ben Tamburello	C	Auburn
4	93	Byron Evans	LB	Arizona
5	121	David Alexander	G	Tulsa
6a	149	Ron Moten	LB	Florida
6b	158	Chris Pike2	DT	Tulsa
7	177	Brian Williams	T	Central Michigan
9	232	Ken Lambiotte	QB	William & Mary
10	260	Paul Carberry	DT	Oregon St.
12	316	Bobby Morse	RB	Michigan St

1987 SUPPLEMENTAL DRAFT

4		Cris Carter	WR	Ohio St.
---	--	-------------	----	----------

1986

Rd	No	Player	Pos	College
1	10	Keith Byars	RB	Ohio St.
2a	37	Anthony Toney	RB	Texas A&M
2b	48	Alonzo Johnson	LB	Florida
4	106	Matt Darwin	C	Texas A&M
5a	121	Ray Criswell	P	Florida
5b	128	Dan McMillen	DE	Colorado
6	149	Bob Landsee	C	Wisconsin
7a	169	Corn Reddick	WR	Cal St.-Fullerton
7b	176	Lee Byron	LB	Ohio St.
8	208	Seth Joyner	LB	UTEP
9	233	Clyde Simmons	DE	Western Carolina
10	261	Taivale Tautalatasi	RB	Washington St.
11	288	Steve Bogdalek	G	Michigan St.
12a	315	Reggie Singletary	DE	North Carolina St.
12b	325	Bob Howard	RB	Indiana

1986 SUPPLEMENTAL DRAFT

7		Charles Crawford	RB	Oklahoma St.
---	--	------------------	----	--------------

1985

Rd	No	Player	Pos	College
1	9	Kevin Allen	T	Indiana
2	37	Randall Cunningham	QB	UNLV
4	93	Greg Naron	G	North Carolina
5	121	Dwayne Jiles	LB	Texas Tech
6	156	Ken Reeves	T	Texas A&M
8	205	Tom Polley	LB	UNLV
9a	231	Dave Toub	C	UTEP
9b	233	Joe Drake	DT	Arizona
10	261	Mark Klesko	DB	William & Mary
11	289	Herman Hunter	RB	Tennessee St.
12	317	Todd Russell	DB	Boston College

1984

Rd	No	Player	Pos	College
1	4	Kenny Jackson	WR	Penn St.
3	60	Rusty Russell	T	South Carolina
4	88	Evan Cooper	DB	Michigan
5	116	Andre Hardy	RB	St. Mary's (CA)
6	145	Scott Raridon	T	Nebraska
7	172	Joe Hayes	RB	Central St. (OH)
8	200	Manny Matsakis	K	Capital
10	256	John Thomas	DB	TCU
11	284	John Robertson	T	East Carolina
12	312	Paul McFadden	K	Youngstown St.

1984 SUPPLEMENTAL DRAFT

1		Reggie White	DE	Tennessee
2		Daryl Goodlow	LB	Oklahoma
3		Thomas Carter	LB	San Diego St.

1983

Rd	No	Player	Pos	College
1	8	Michael Haddix	RB	Mississippi St.
2a	35	Wes Hopkins	DB	SMU
2b	46	Jody Schulz	LB	East Carolina
3	62	Glen Young	WR	Mississippi St.
4	89	Michael Williams	RB	Miss. College
5	120	Byron Darby	DT	USC
6	147	Victor Oatis	WR	N'Western St. (LA)
7a	174	Anthony Edgar	RB	Hawai'i
7b	182	Jon Schultheis	G	Princeton
8	201	Rich Kraynak	LB	Pittsburgh
9	232	Rich Pelzer	T	Rhode Island
10	258	Tom Strauthers	DE	Jackson St.
11	285	Steve Sebahar	C	Washington St.
12	312	David Mangrum	QB	Baylor

1982

Rd	No	Player	Pos	College
1	20	Mike Quick	WR	North Carolina St.
2	47	Lawrence Sampleton	TE	Texas
3	78	Vyto Kab	TE	Penn St.
4	105	Anthony Griggs	LB	Ohio St.
5	132	Dennis DeVaughn	DB	Bishop
6	159	Curt Grieve	WR	Yale
7	190	Harvey Armstrong	DT	SMU
8	217	Jim Fritzsche	T	Purdue
9	244	Tom Woodruff	WR	Fresno St.
11	301	Ron Ingram	WR	Oklahoma St.
12	328	Rob Taylor	T	Northwestern

ALL-TIME DRAFTS



1981

Rd	No	Player	Pos	College
1	27	Leonard Mitchell	DE	Houston
2	55	Dean Miraldi	G	Utah
3	82	Greg LaFleur	TE	LSU
4	110	Calvin Murray	RB	Ohio St.
7a	174	Alan Duncan	K	Tennessee
7b	192	Doak Field	LB	Baylor
9	247	Chuck Commiskey	C	Ole Miss
10	275	Hubie Oliver	RB	Arizona
11	303	Gail Davis	T	Virginia Union
12	331	Ray Ellis	DB	Ohio St

1980

Rd	No	Player	Pos	College
1	23	Roynell Young	DB	Alcorn St.
2	53	Perry Harrington	RB	Jackson St.
5	135	Nate Rivers	WR	South Carolina St.
6	161	Greg Murtha	T	Minnesota
7	188	Terrell Ward	DB	San Diego St
8	218	Mike Curcio	LB	Temple
9	245	Bob Harris	T	Bowling Green
11a	298	Lee Jukes	WR	North Carolina St.
11b	302	Thomas Brown	DE	Baylor
12	329	Howard Fields	DB	Baylor

1979

Rd	No	Player	Pos	College
1	21	Jerry Robinson	LB	UCLA
2	48	Pete Perot	G	N'Western St. (LA)
3	74	Tony Franklin	K	Texas A&M
4	94	Ben Cowlins	RB	Arkansas
5	126	Scott Fitzkee	WR	Penn St.
7a	178	Don Swafford	T	Florida
7b	185	Curtis Bunche	DE	Albany St.
8a	196	Chuck Correal	C	Penn St.
8b	211	Max Runager	P	South Carolina
11	296	Al Chesley	LB	Pittsburgh

1978

Rd	No	Player	Pos	College
3	66	Reggie Wilkes	LB	Georgia Tech
4	92	Dennis Harrison	DT	Vanderbilt
5	130	Norris Banks	RB	Kansas
7	186	Greg Marshall	DT	Oregon St.
9	230	Charlie Williams	DB	Jackson St.
11	288	Billy Campfield	RB	Kansas
12	315	Mark Slater	C	Minnesota

1977

Rd	No	Player	Pos	College
5	119	Skip Sharp	DB	Kansas
6a	145	Kevin Russell	DB	Tennessee St.
6b	154	Wilbert Montgomery	RB	Abilene Christian
6c	158	Martin Mitchell	DB	Tulane
7	175	Charlie Johnson	DT	Colorado
8	202	Cleveland Franklin	RB	Baylor
9	229	T.J. Humphreys	G	Arkansas St.
10	259	John Mastronardo	WR	Villanova
11a	283	Rocco Moore	T	Western Michigan
11b	286	Mike Cordova	QB	Stanford

1976

Rd	No	Player	Pos	College
4	111	Mike Smith	DE	Florida
5	135	Greg Johnson	DT	Florida St.
6	165	Kirk Johnson	T	Howard Payne
7	191	Carl Hairston	DE	UM Eastern Shore
8	216	Richard La Fargue	C	Arkansas
9a	247	Mike Hogan	RB	UT Chattanooga
9b	248	Richard Osbourne	TE	Texas A&M
10	273	Herb Lusk	RB	Long Beach St.
11	300	Mike Gilbert	DT	San Diego St.
13a	353	Terry Tautolo	LB	UCLA
13b	358	Steve Ebbecke	DB	Villanova
14	385	Melvin Shy	DB	Tennessee St.
15	412	Brett White	K	UCLA
16	439	Steve Campassi	RB	Kentucky
17	470	Anthony Terry	CB	UC Davis

1975

Rd	No	Player	Pos	College
7	167	Bill Capraun	T	Miami (FL)
8	198	Jeff Bleamer	T	Penn St.
10	248	Ken Schroy	DB	Maryland
11	273	Keith Rowen	G	Stanford
12	298	Richard Pawlewicz	RB	William & Mary
13	324	Tom Ehlers	LB	Kentucky
14	358	Larry O'Rourke	DT	Ohio St.

1974

Rd	No	Player	Pos	College
3	63	Mitch Sutton	DT	Kansas
4	89	Frank LeMaster	LB	Kentucky
5a	106	Jim Cagle	DT	Georgia
5b	115	Keith Krepfle	TE	Iowa St.
7	167	Willie Cullars	DE	Kansas St.
8	193	Robert Woods	LB	Howard Payne
9	219	Mark Sheridan	WR	Holy Cross
10	245	Phil Polak	RB	Bowling Green
11	271	Bill Brittain	C	Kansas St.
12	297	Artimus Parker	DB	USC
13	323	Lars Ditlev	DE	S. Dakota Tech
14	349	Dave Smith	LB	Oklahoma
15	375	Sid Bond	T	TCU
16	401	Jim Smith	LB	Monmouth
17	427	Cliff Brown	DB	Notre Dame

1973

Rd	No	Player	Pos	College
1a	3	Jerry Sisemore	T	Texas
1b	6	Charle Young	TE	USC
2	28	Guy Morriss	T	TCU
3	55	Randy Logan	TE	Michigan
6	132	Bob Picard	WR	E. Washington
7	159	William Wynn	DE	Tennessee St.
8	184	Dan Litner	DB	Indiana
9	211	John Nokes	LB	Northern Illinois
11	263	Gary Van Elst	DT	Michigan St.
12	288	Joe Lavender	DB	San Diego St.
13	315	Stan Davis	WR	Memphis St.
14	340	Ralph Sacra	T	Texas A&M
15	367	Ken Schlezes	DB	Notre Dame
16	391	Frank Dowsing	DB	Mississippi St.

ALL-TIME DRAFTS



17 419 Greg Oliver RB Trinity (TX)

1972				
Rd	No	Player	Pos	College
1	14	John Reaves	QB	Florida
2	37	Dan Yockum	T	Syracuse
3a	68	Tom Luken	G	Purdue
3b	76	Bobby Majors	DB	Tennessee
4	92	Ronald "Po" James	RB	New Mexico St.
6	144	Vern Winfield	G	Minnesota
7	170	Will Foster	LB	Eastern Michigan
8	196	Larry Ratcliff	RB	Eastern Michigan
9	222	Pat Gibbs	DB	Lamar
10	248	John Bunting	LB	North Carolina
11	274	Dennis Sweeney	DE	Western Michigan
12	300	Don Zimmerman	WR	NE Louisiana
13	326	Preston Carpenter	LB	Ole Miss
14	352	Bill T. Overmeyer	LB	Ashland
15	378	Tom Sullivan	RB	Miami (FL)
16	404	Steve Bielenberg	LB	Oregon St.
17	430	Tom Nash	RB	Georgia

1971				
Rd	No	Player	Pos	College
1	5	Richard Harris	DE	Grambling
2	50	Henry Allison	G	San Diego St.
4	83	Happy Feller	K	Texas
5	106	Tom Shellabarger	T	San Diego St.
6a	133	Jackie Smith	DB	Troy St.
6b	154	Wyck Neely	DB	Ole Miss
7	161	Harold Carmichael	WR	Southern
8	185	Leonard Gotshalk	T	Humboldt St.
9	211	Len Pettigrew	LB	Ashland
10	256	Tom Bailey	RB	Florida St.
11	264	Al Davis	RB	Tennessee St.
12	289	Rich Saathott	DT	Northern Arizona
13	317	Danny Lester	DB	Texas
14	342	Bob Creech	LB	TCU
15	367	Ed Fisher	T	Prairie View
16	395	Bruce James	LB	Arkansas
17	420	John Sage	LB	LSU

1970				
Rd	No	Player	Pos	College
1	6	Steve Zabel	TE/LB	Oklahoma
2	34	Ray Jones	DB	Southern
3	59	Lee Bougness	RB	Louisville
7	158	Terry Brennan	T	Notre Dame
8	190	Ira Gordon	T	Kansas St.
9	215	David King	LB	Stephen F. Austin
10	240	Steve Jaggard	DB	Memphis St.
11	268	Billy Walik	DB/WR	Villanova
12	293	Robert Jones	DT	Grambling
13	318	Richard Stevens	T	Baylor
14	346	Mark Moseley	K	Stephen F. Austin
15	371	John Carlos	WR	San Jose St.
16	386	Tuufuli Upersa	T	Montana
17	424	Mike Sizelove	TE	Idaho

1969				
Rd	No	Player	Pos	College
1	3	Leroy Keyes	RB	Purdue

2	28	Ernie Calloway	LB	Texas Southern
3	69	Bill Bradley	DB	Texas
4	80	Bob Kuechenberg	G	Notre Dame
5	107	Jim Anderson	G	Missouri
6	132	Dick Barnhorst	TE	Xavier
7	159	Mike Schmeising	RB	St. Olaf
8	184	Bill Hobbs	LB	Texas A&M
9a	211	Kent Lawrence	FL	Georgia
9b	218	Lynn Buss	LB	Wisconsin
10a	236	Sonny Wade	QB	Emory & Henry
10b	243	Donnie Shanklin	RB	Kansas
11	263	Jim Marcum	DB	Arlington St.
12	288	Gary Adams	DB	Arkansas
13	314	Wade Key	TE	SW Texas St.
14	340	Jim Ross	T	Bishop
15	367	Leon Angevine	WR	Penn St.
16	392	Tom McClinton	DB	Southern
17	419	Bob Haak	T	Linfield

1968				
Rd	No	Player	Pos	College
1	14	Tim Rossovich	DE	USC
2	39	Cyril Pinder	RB	Illinois
3	68	Adrian Young	LB	USC
4	95	Len McNeil	G	Fresno St.
5a	122	Mike Dirks	T	Wyoming
5b	124	Mark Nordquist	G	Pacific
6a	150	Thurman Randle	T	UTEP
6b	157	Dave Martin	DB	Notre Dame
7	178	Joe Przbycki	G	Michigan St.
8	204	Al Lavan	DB	Colorado St.
9	232	Mike Evans	C	Boston College
10	258	John Mallory	DB	West Virginia
11	286	Len Persin	DE	Boston College
12	312	Thurston Taylor	TE	Florida St.
13	340	George Barron	T	Mississippi St.
14	366	Dan Williamson	LB	West Virginia
15	394	Joe Graham	G	Tennessee
16	420	Phil Creel	T	N'Western St. (LA)
17a	448	Joe Forzani	LB	Utah St.
17b	459	Frank Antonini	RB	Parsons

1967				
Rd	No	Player	Pos	College
1	19	Harry Jones	HB	Arkansas
2	44	John Brooks	G	Kent St.
3	68	Harry Wilson	HB	Nebraska
4	99	Chuck Hughes	FL	UTEP
5a	114	Bob Van Pelt	C	Indiana
5b	125	Dick Absher	TE	Maryland
6	153	Bob Hughes	DE	Jackson St.
7a	174	John Williams	DB	San Diego St.
7b	178	Bob Crenshaw	G	New Mexico St.
8	203	Don Klacking	FB	Wyoming
9	231	Harold Stancell	DB	Tennessee
10	256	Maurice Bates	DE	Northern St.
11	281	Omar Parker	G	Washington
12	309	Ben Monroe	QB	New Mexico
13	334	Bill Downs	DT	Louisville
14	358	Dick Kenney	K	Michigan St.
15	387	David Piche	T	McNeese St.
16	412	Lynn Baker	DB	Colorado

ALL-TIME DRAFTS



17 437 George Catavolos DB Purdue

1966

Rd	No	Player	Pos	College
1	4	Randy Beisler	DE	Indiana
2	20	Gary Pettigrew	DE	Stanford
3	36	Ben Hawkins	WR	Arizona St.
4	52	Frank Emanuel	LB	Tennessee
5	68	Dan Berry	HB	California
6a	84	Bob Sherlag	DB	Memphis St.
6b	89	Mel Tom	LB	San Jose St.
7	99	Dave Lince	E	North Dakota
8	114	John Mason	E	Stanford
9	129	Jim Todd	HB	Ball St.
10	144	John Osmond	C	Tulsa
11	159	Welford Walton	DE	Nevada
12	174	Bruce Van Dyke	G	Missouri
13	189	Jim Bohl	HB	New Mexico St.
14	204	Ron Medved	DB	Washington
15	219	Harry Day	T	Memphis St.
16	234	Arunas Vasys	LB	Notre Dame
17	249	Ike Kelly	LB	Ohio St.
18	264	Bill Moorer	C	Georgia Tech
19	279	Taft Reed	DB	Jackson St.
20a	294	Bill Risio	T	Boston College
20b	298	Gerald Circo	K	Chico St.

1965

Rd	No	Player	Pos	College
2	20	Ray Rissmiller	T	Georgia
3	35	Al Nelson	HB	Cincinnati
4	48	Fred Hill	E	USC
5	63	John Henderson	E	Michigan
6a	76	John Huarte	QB	Notre Dame
6b	77	Gary Garrison	E	San Diego St.
7	91	Erwin Will	T	Dayton
8	104	Al Piraino	T	Wisconsin
9	119	Floyd Hudlow	B	Arizona
10	132	Rick Redman	C	Washington
11	147	Louis James	HB	Texas Western
12	161	John Kuznieski	HB	Purdue
13	175	John Fouse	E	Arizona
14	188	Tom Longo	B	Notre Dame
15	203	Otis Taylor	B	Prairie View
16	216	Jim Gray	B	Toledo
17	231	Dave Austin	E	Georgia Tech
18	244	Bill Marcordes	E	Bradley
19	259	Charley Englehart	T	John Carroll
20	272	Bob Shann	E	Boston College

1964

Rd	No	Player	Pos	College
1	2	Bob Brown	T	Nebraska
2	16	Jack Concannon	QB	Boston College
4	46	Ray Kubala	C	Texas A&M
5	58	Mickey Babb	E/LB	Georgia
6	72	Al Denson	E	Florida A&M
7	86	Pete Coimarac	C	West Virginia
9	114	Larry Smith	B	Ole Miss
10	128	Tom Boris	B	Purdue
11	142	Bob Berry	QB	Oregon
12	156	John Sapinsky	T	William & Mary

13	170	Howard Kindig	C	Cal St. (LA)
14	184	Ernie Arizzi	B	Maryland
15	198	Bob Burrows	T	East Texas St.
16	212	Wilbert Radosevich	T	Wyoming
17	226	Mike Morgan	E	LSU
18	240	Israel Lang	B	Tennessee St.
19	254	Dick Bowe	T	Rice
20	268	Tommy Lucas	G	Ole Miss

1963

Rd	No	Player	Pos	College
1	4	Ed Budde	T	Michigan St.
2	18	Ray Mansfield	T	Washington
3a	32	Dave Crossan	G	Maryland
3b	40	Louis Guy	B	Ole Miss
7	88	Lee Roy Caffey	LB	Texas A&M
8a	102	Tom Woodeshick	B	West Virginia
8b	106	Gene Sykes	B	LSU
9	116	Dennis Ward	T	Oklahoma
10	130	Pete Liske	B	Penn St.
11	144	Ralph Heck	LB	Colorado
12	158	Roger Gill	B	Texas Tech
13	172	Joe Iacone	B	West Chester
14	186	Nate Ramsey	B	Indiana
15	200	George Heard	E	New Mexico
16	214	Ron Goodwin	B	Baylor
17	228	Gordon Rush	B	Tulane
18	242	Rudy Mathews	T	TCU
19	256	Mike Wasdovich	G	Indiana
20	270	Ben Rizzo	B	Miami (FL)

1962

Rd	No	Player	Pos	College
2	27	Pete Case	T	Georgia
3	40	Pat Holmes	T	Texas Tech
4	55	Bill Byrne	G	Boston College
6a	77	Gus Gonzales	G	Tulane
6b	83	John McGeever	HB	Auburn
7a	86	Jim Perkins	T	Colorado
7b	96	Frank Budd	B	Villanova
8	111	Ralph Smith	E	Ole Miss
9	124	Bob Butler	T	Kentucky
10	139	Jim Skaggs	G	Washington
11	152	George Horne	T	BYU
12	167	Larry Thompson	C	Tulane
13	180	George McKinney	B	Arkansas
14	195	Jim Schwab	E	Penn St.
15	208	Mike Woulfe	G	Colorado
16	223	Jerry Mazzanti	T	Arkansas
17	236	Mike Martin	T	Washington St.
18	251	Tom Larscheid	B	Utah St.
19	264	Harold Erickson	G	Georgia Tech
20	279	Ronald Turner	E	Wichita St.

1961

Rd	No	Player	Pos	College
1	14	Art Baker	FB	Syracuse
2	28	Bo Strange	C	LSU
3a	36	Jim Earl Wright	QB	Memphis St.
3b	42	Don Oakes	T	Virginia Tech
4	53	Dan Ficca	G	USC
6	84	Ben Balme	G	Yale

ALL-TIME DRAFTS



7	98	Irv Cross	B	Northwestern
8	112	Jim Beaver	G	Florida
9	126	Wayne Fontes	HB	Michigan St.
10	140	Luther Hayes	E	USC
11	154	L.E. Hicks	T	Florida
12	169	Billy Majors	B	Tennessee
13	182	Don Jonas	QB	Penn St.
14	196	Willie Fleming	HB	Iowa
15	210	Bobby Richards	T	LSU
16	224	G.W. Clapp	G	Auburn
17	238	Larry Lavery	T	Illinois
18	252	Nick Maravich	T	North Carolina St.
19	266	Dick Wilson	C	Penn St.
20	280	Jacque MacKinnon	B	Colgate

27	315	Lowell Jenkins	T	Wisconsin
28	326	Leo Sexton	E	Auburn
29	339	John Stolte	T	Kansas St.
30	350	Angelo Mosca	T	Notre Dame

1960				
Rd	No	Player	Pos	College
1	9	Ron Burton	HB	Northwestern
2	20	Maxie Baughan	C	Georgia Tech
3	31	Curt Merz	E	Iowa
4a	40	Ted Dean	B	Wichita St.
4b	45	Jack Cummings	QB	North Carolina
5	56	Don Norton	E	Iowa
6	67	Emmett Wilson	T	Georgia Tech
7	81	John Wilkins	T	USC
8	92	Monte Lee	E	Texas
12	139	Dave Grosz	QB	Oregon
13	153	Dave Graham	E	Virginia
14	164	Ray Peterson	B	West Virginia
15	175	John Wilcox	T	Oregon
16	189	Larry Lancaster	T	Georgia
17	200	Mike Graney	E	Notre Dame
18	211	Emory Turner	G	Purdue
19	225	Bob Hain	T	Iowa
20	236	Ramon Armstrong	G	TCU

1958				
Rd	No	Player	Pos	College
1	6	Walt Kowalczyk	B	Michigan St.
2	17	Proverb Jacobs	T	California
4	43	Frank Rigney	T	Iowa
5	52	Bobby Mulgado	B	Arizona St.
6	64	John Kersey	T	Duke
7	76	Len Mansfield	T	Pittsburg St.
8	88	Bill Striegel	LB	Pacific
10	112	Theron Sapp	B	Georgia
11	124	Mel Dillard	B	Purdue
12	136	Jack Crabtree	B	Oregon
13	148	Mickey Trimarki	QB	West Virginia
14	160	Bill Lapham	C	Iowa
15	172	Stan Hinos	T	Miss. Valley St.
16	184	Mike Meatheringham	T	Georgia
17	196	Bill Van Buren	C	Iowa
18	208	John Burroughs	T	Iowa
19	220	Ron Sabal	G	Purdue
20	232	Kent Lovelace	B	Ole Miss
21	244	John Madden	D	Cal Poly SLO
22	256	George Sherwood	E	St. Joseph's (IN)
23	268	Bill Templeton	E	Ole Miss
24	280	Jim Padgett	C	Clemson
25	292	Hal Divine	T	Memphis St.
26	304	Neal MacLean	B	Wake Forest
27	316	Hindman Wall	E	Auburn
28	328	Gene Gossage	T	Northwestern
29	340	Don McDonald	B	Houston
30	351	Jim Thompson	E	Temple

1959				
Rd	No	Player	Pos	College
2	15	J.D. Smith	T	Rice
3	26	Wray Carlton	B	Duke
4	39	Jim Grazione	QB	Villanova
5	51	Nick Mumley	T	Purdue
6	62	Al Benecick	G	Syracuse
8	86	Wilmer Fowler	B	Northwestern
9	99	Gene Johnson	B	Cincinnati
10	110	Rollie West	B	Villanova
11	123	Art Powell	E	San Jose St.
12	134	Howard Keys	T	Oklahoma St.
13	147	Dick Stillwagon	B	Purdue
14	158	Jack Smith	T	Clemson
15	171	Jim Poteete	C	Mississippi St.
16	182	Ken Paduch	T	Auburn
17	195	Bill Craig	T	Villanova
18	206	Jim Benson	B	Georgia Tech
19	219	Alan Miller	B	Boston College
20	230	Jim Payne	G	Clemson
21	243	Bob Salerno	T	Colorado
22	254	Jim Bowie	T	Kentucky
23	267	Dick Williams	E	Southern
24	278	Gerry Benn	T	Oklahoma St.
25	291	Dick Jamieson	QB	Bradley
26	302	Jim Burks	T	Virginia Tech

1957				
Rd	No	Player	Pos	College
1	7	Clarence Peaks	B	Michigan St.
2	19	Bill Barnes	B	Wake Forest
3	31	Tommy McDonald	B	Oklahoma
4	43	Sonny Jurgensen	QB	Duke
5	50	Jim Harris	QB	Oklahoma
7	74	Tom Saidock	T	Michigan St.
8	86	Hal McElhaney	B	Duke
9	98	Hal Davis	B	Westminster
10	110	Don Bruhns	C	Drake
11	122	Gil Shoaf	T	Wabash
12	134	Buddy Dike	B	TCU
13	146	Hubert Bobo	B	Ohio St.
14	158	Jerry Cashman	T	Syracuse
15	170	Morton Moriarty	E	Texas
16	182	John Nocera	B	Iowa
17	194	Dan Radakovich	C	Penn St.
18	206	Billy Kelley	T	Baylor
19	218	Paul Harasimowicz	T	Vermont
20	230	LeRoy Thompson	B	Butler
21	242	Charley Brooks	E	Michigan
22	254	John Simerson	T	Purdue
23	266	Lou Lovely	G	Boston U
24	278	Dennis McGill	B	Yale
25	290	Bob Ratliff	B	West Texas St.

ALL-TIME DRAFTS



26	302	Alvin Richardson	T	Grambling
27	314	Frank Hall	B	USC
28	326	Clem Corona	G	Michigan
29	338	John Niznik	E	Wake Forest
30	350	Larry Hubbard	E	Marquette

23	273	Cecil Ingram	B	Alabama
24	286	Vic Postula	B	Michigan St.
25	297	Frank Pavich	G	USC
26	310	George Palahunik	G	Maryland
27	321	Bob Gringass	B	Wisconsin
28	334	Wingo Avery	C	Clemson
29	345	Ron Lloyd	T	Bucknell
30	357	Dave Finney	B	TCU

1956

Rd	No	Player	Pos	College
1	4	Bob Pellegrini	C	Maryland
2	16	Frank D'Agostino	T	Auburn
3	28	Don Schaefer	B	Notre Dame
5	54	Fred Thurston	G	Valparaiso
6	65	Tirrel Burton	B	Miami (OH)
7	78	John Waedekin	T	Hardin-Simmons
8	89	Elroy Payne	B	McMurry
9	102	John Bredice	E	Boston U
10	113	Tom Dimmick	C	Houston
11	126	Ken Keller	B	North Carolina
12	137	Tommy Harkins	E	Vanderbilt
13	150	James Sides	B	Texas Tech
14	161	Frank Relch	C	Penn St.
15	174	Don Brant	B	Montana
16	185	Billy Hix	T	Middle Tenn. St.
17	198	Joe Mastrogiovanni	B	Wyoming
18	209	Nick Consoles	QB	Wake Forest
19	222	Delano Womack	B	Texas
20	233	Darrell Glover	T	UM Eastern Shore
21	246	Jack Adams	T	San Jose St.
22	257	Joe Miller	B	Cincinnati
23	270	Chet Spencer	E	Oklahoma St.
24	281	John Parham	B	Wake Forest
25	294	Johnny Grogan	T	Dayton
26	305	Earl Lunsford	B	Oklahoma St.
27	318	Al Ellett	T	Alabama
28	329	Bill Strawn	LB	W. Kentucky
29	342	Bob Hughes	B	Southern Miss
30	352	Joe Ulm	B	San Jose St.

1955

Rd	No	Player	Pos	College
1	9	Dick Bielski	B	Maryland
2	22	Buck Lansford	T	Texas
3	33	Frank Eidom	B	SMU
4	46	Dean Dugger	E	Ohio St.
5	57	Gene Lamone	G	West Virginia
6	70	Billy Quinn	B	Texas
7	81	Bill McKenna	E	Brandeis
8	94	Herman Watson	T	Vanderbilt
9	105	Von Morgan	E	Abilene Christian
10	118	Talmadge Washington	B	Washington St.
11	129	Bob Hardy	B	Kentucky
12	142	Andy Nacrelli	E	Fordham
13	153	Jerry Krisher	C	Ohio St.
14	166	Tommy Bell	B	Army
15	177	Don Broughter	C	Maryland
16	190	Clyde White	G	Clemson
17	201	Nick Maravic	B	Wake Forest
18	214	Duanne Nutt	B	SMU
19	225	Terry Fails	E	Vanderbilt
20	238	Jimmy Wade	B	Tennessee
21	249	John Anderson	E	Kansas
22	262	Ernie Lewis	G	Arizona

1954

Rd	No	Player	Pos	College
1	9	Neil Worden	B	Notre Dame
2	21	Rocky Ryan	E	Illinois
3	33	Ted Conner	T	Nebraska
4	45	Menil Mavraides	G	Notre Dame
6	69	Hal Lambert	T	TCU
7	81	Jerry Norton	B	SMU
8	93	Dan Hunter	T	Florida
9	105	Phil Branch	G	Texas
11	129	Dave McLaughlin	E	Dartmouth
12	141	Dick Clasby	B	Harvard
13	153	Joe Mehalick	T	Virginia
14	165	Hal Patterson	B	Kansas
15	177	Ray McKown	B	TCU
16	189	Charlie Grant	C	Utah
17	201	Bob Knowles	T	Baylor
18	213	Sam Mrvos	G	Georgia
19	225	Jerry Clem	G	SMU
20	237	Tommy Bailes	B	Houston
21	249	Johnny Crouch	E	TCU
22	261	Jim Wojciehowski	E	Purdue
23	273	Harold Lofton	B	Ole Miss
24	285	Nate Gressette	T	Clemson
25	297	Ray Zambiasi	B	Detroit
26	309	Charley Smith	B	Baylor
27	321	Ben Addiego	B	Villanova
28	333	John Gerdes	T	Cornell
29	345	Jack Stone	B	West Virginia
30	357	Tommy Woodlee	B	South Carolina

1953

Rd	No	Player	Pos	College
2	20	Al Conway	B	William Jewell
3	34	Don Johnson	B	California
4	45	George Mrkonic	G	Kansas
5a	56	Eddie Bell	E	Penn
5b	61	Rex Smith	E	Illinois
7a	76	Jack Erickson	T	Beloit
7b	81	Ray Malavasi	G	Mississippi St.
8	92	Jess Richardson	T	Alabama
9	106	Roger French	E	Minnesota
10	117	Tom Brookshier	B	Colorado
11	128	Bob Pollard	B	Penn St.
12	142	George Porter	T	San Jose St.
13	153	Ray Westort	G	Utah
14	164	Ron Bailey	B	Tulane
15	178	Willie Irvin	E	Florida A&M
16	189	Bud Wallace	B	North Carolina
17	200	Tony Rados	B	Penn St.
18	214	Marv Trauth	B	Ole Miss
19	225	Pete Bachouros	B	Illinois
20	236	Rollie Arns	C	Iowa St.

ALL-TIME DRAFTS



21	250	Hal Brooks	T	Washington & Lee
22	261	Laurie LeClaire	B	Michigan
23	272	Jeff Knox	E	Georgia Tech
24	286	Eli Romero	B	Wichita St.
25	297	John Michels	G	Tennessee
26	308	Harvey Achziger	T	Colorado St.
27	322	Earl Hersh	B	West Chester
28	333	Joe Gratson	B	Penn St.
29	344	Ralph Paolone	B	Kentucky
30	357	Chuck Hren	B	Northwestern

18	213	Bill Weeks	B	Iowa St.
19	224	Jack Bove	T	West Virginia
20	238	John Glorioso	B	Missouri
21	249	Neal Franklin	T	SMU
22	260	Jack Rucker	B	Mississippi St.
23	274	Jack Bighead	E	Pepperdine
24	285	Tony Kotowski	E	Mississippi St.
25	296	Glenn Drahn	B	Iowa
26	310	Billy Stewart	B	Mississippi St.
27	321	Bob Winship	T	Rice
28	332	Marv Stendel	E	Arkansas
29	346	Roscoe Hansen	T	North Carolina
30	357	John Ford	QB	Hardin-Simmons

1952

Rd	No	Player	Pos	College
1	5	Johnny Bright	B	Drake
2	17	Jim Weatherall	T	Oklahoma
3	29	Lum Snyder	T	Georgia Tech
4	41	Chuck Ulrich	T	Illinois
6	65	Dick Lemmon	B	California
7	77	John Thomas	E	Oregon St.
8	89	Wayne Robinson	C	Minnesota
9	101	Maurice Nipp	G	Loyola (CA)
10	113	Gerry McGinley	G	Penn
11	125	Ralph Goldston	B	Youngstown St.
12	137	Jack Blount	T	Mississippi St.
13	149	Ed Hamilton	B	Kentucky
14	161	Bob Stringer	B	Tulsa
15	173	Malcolm Schmidt	E	Iowa St.
16	185	Jim Brewer	G	North Texas St.
17	197	John Weigle	E	Oklahoma St.
18	209	Ed Romanowski	B	Scranton
19	221	Talbott Trammell	E	Washington & Lee
20	233	Bobby Blaik	B	Colorado College
21	245	Les Wheeler	G	Abilene Christian
22	257	Johnny Turco	B	Holy Cross
23	269	Maury Schnell	B	Iowa St.
24	281	Joe Tyrrell	G	Temple
25	293	Bob Kelley	C	West Texas St.
26	305	Bob Albert	B	Bucknell
27	317	Chuck Hill	B	New Mexico
28	329	John Brewer	B	Louisville
29	341	Tony Morocco	B	Georgia
30	353	Don Stevens	B	Illinois

1951

Rd	No	Player	Pos	College
1a	7	Ebert Van Buren	B	LSU
1b	8	Chet Mutryn	B	Xavier
3	32	Al Bruno	E	Kentucky
4	43	Fran Nagle	B	Nebraska
5	57	Jack Dwyer	B	Loyola (CA)
6	68	Ken Farragut	C	Ole Miss
7	79	Frank Boydston	B	Baylor
8	93	Jack Richards	E	Arkansas
9	104	Denny Doyle	G	Tulane
10	116	Louis Schaufele	B	Arkansas
11	130	Bob Pope	T	Kentucky
12	141	Henry Rich	B	Arizona St.
13	152	Pete Mastellone	C	Miami (FL)
14	166	Robert Walston	E	Georgia
15	177	Bobby North	B	Georgia Tech
16	188	Hal Hatfield	E	USC
17	202	Hal Waggoner	B	Tulane

1950

Rd	No	Player	Pos	College
1	14	Harry Grant	E	Minnesota
3	40	Bob Sanders	B	Oregon
4	53	Bob McChesney	E	Hardin-Simmons
5	66	Mike Kaysserian	B	Detroit
6	79	Lloyd McDermott	T	Kentucky
7	92	Mel Olix	B	Miami (OH)
8	105	Dick O'Hanlon	T	Ohio St.
9	118	Bobby Wilson	B	Ole Miss
10	131	Ernie Johnson	B	UCLA
11	144	Bobby Lantrip	B	Rice
12	157	Frank Mahoney	E	Brown
13	170	Norman Willey	B	Marshall
14	183	Billy Hix	E	Arkansas
15	196	Herb Carey	B	Dartmouth
16	209	Jim Marck	T	Xavier
17	222	Jerry Taylor	C	Mississippi St.
18	235	Ed Tunnicliff	B	Northwestern
19	248	Darrell Robinson	E	Oregon
20	261	Merv Pregulman	G	Michigan
21	274	Marv Cross	B	Washington St.
22	287	Jim Hague	E	Ohio St.
23	300	Al Lesko	T	St. Bonaventure
24	313	Tom DeSylvia	G	Oregon St.
25	326	Jim Eagles	C	North Texas St.
26	339	Rod Franz	G	California
27	352	Bill Martin	B	USC
28	365	Don Burson	B	Northwestern
29	378	Wes Curtier	T	Richmond
30	291	Dud Parker	B	Baylor

1949

Rd	No	Player	Pos	College
1a	1	Chuck Bednarik	C	Penn
1b	9	Frank Tripucka	QB	Notre Dame
2	19	Frank Burns	B	Rutgers
3	29	Frank Ziegler	B	Georgia Tech
4	41	Don Panciera	B	San Francisco
5	51	Terry Brennan	B	Notre Dame
6	58	Warren Huey	E	Michigan St.
7	71	Frank Gillespie	G	Clemson
8	81	Bob Dean	B	Cornell
9	91	Jonathan Jenkins	T	Dartmouth
10	101	Roy Lester	E	West Virginia
11	111	Bobby Wilson	B	Ole Miss
12	121	Dale Armstrong	E	Dartmouth
13	131	Lyle Button	T	Illinois

ALL-TIME DRAFTS



14	141	Bobby Lund	B	Tennessee
15	151	Carl Copp	T	Vanderbilt
16	161	Frank Reno	E	West Virginia
17	171	Leo Skladany	E	Pittsburgh
18	181	Russ Strait	B	Muhlenberg
19	191	Paul Odom	G	Rollins
20	201	Lloyd Brinkman	B	Missouri
21	211	Lou Futrell	B	USC
22	221	Harvey Kingry	B	Colorado Mines
23	231	Hank Kalver	T	Oklahoma City
24	241	Fred Leon	T	Nevada
25	251	John Schweder	G	Penn

18	161	Hal Bell	B	Muhlenberg
19	170	Thomas Campion	T	SE Louisiana
20	182	Fred Hall	G	LSU
21	191	Jim Clayton	T	Wyoming
22	200	George Blomquist	E	North Carolina St.
23	212	Joe Haynes	G	Tulsa
24	221	Stanton Hense	E	Xavier
25	230	Johnny Kelly	B	Rice
26	242	H.J. Roberts	G	Rice
27	251	Phil Cutchin	B	Kentucky
28	261	Charley Wakefield	G	Stanford
29	272	Dick Lagenbeck	G	Cincinnati
30	281	Bernie Winkler	G	Texas Tech
31	288	Bill Stephens	G	Baylor
32	298	Mike Kalash	E	UW La Crosse

1948

Rd	No	Player	Pos	College
1	8	Clyde Scott	B	Arkansas
3	22	Paul Campbell	QB	Texas
5	33	Jack Myers	B	UCLA
6	42	Howard Duncan	C	Ohio St.
7	54	Buddy Tinsley	T	Baylor
8	63	Marty Wendell	G	Notre Dame
9	72	Scott Beasley	E	Nevada
10	84	Ray Richeson	G	Alabama
11	93	Gil Johnson	QB	SMU
12	102	Bill Wyman	T	Rice
13	114	Jim Waithall	B	West Virginia
14	123	Dick Kempthorn	B	Michigan
15	132	Dick Rifenburg	E	Michigan
16	144	Don Stanton	T	Oregon
17	153	Ralph Kohl	T	Michigan
18	162	Aubrey Fowler	B	Arkansas
19	174	Rudy Krall	B	New Mexico
20	182	Ed Claunch	C	LSU
21	192	Negley Norton	T	Penn St.
22	204	Lockwood Frizzell	C	Virginia
23	213	Jack Swaner	B	California
24	222	Art Littleton	E	Penn
25	234	Jim Permer	B	Oklahoma St.
26	243	Lou Creekmur	T	William & Mary
27	252	Bill Stanton	E	North Carolina St.
28	264	Benny Ellender	B	Tulane
29	273	Red Grossman	B	Indiana
30	282	A.B. Kitchens	T	Tulsa
31	292	Art Statuto	C	Notre Dame
32	298	Tom Novak	C	Nebraska

1947

Rd	No	Player	Pos	College
1	8	Neill Armstrong	E	Oklahoma St.
3	19	Bill Mackrides	B	Nevada
5	30	George Savitsky	T	Penn
7	51	Tony Yovicsin	E	Miami (FL)
8	61	Alf Satterfield	T	Vanderbilt
9	71	Bob Leonetti	G	Wake Forest
10	80	Ulysses Cornogg	T	Wake Forest
11	91	Alex Sarkisian	C	Northwestern
12	102	Jerry D'Arcy	C	Tulsa
13	110	John Hamberger	T	SMU
14	121	Alvin Johnson	B	Hardin-Simmons
15	132	Joe Cook	B	Hardin-Simmons
16	140	Jeff Durkota	B	Penn St.
17	152	Hubert Shurtz	T	LSU

1946

Rd	No	Player	Pos	College
1	7	Leo Riggs	B	USC
3	23	Gordon Gray	E	USC
5	37	Walt Slater	B	Tennessee
6	48	Felto Prewitt	C	Tulsa
7	57	George Robotham	E	UCLA
8	68	Jim Lecture	G	Northwestern
9	77	Ernie Lewis	B	Colorado
10	88	Al Vandeweghe	E	William & Mary
11	97	Bill Iancelli	E	Franklin & Marshall
12	108	Pat McHugh	B	Georgia Tech
13	117	John Wingender	B	Washington
14	128	Homer Paine	T	Tulsa
15	137	John Kerns	T	Ohio
16	148	Buddy Hubbard	B	William & Mary
17	157	Allen Smith	B	Tulsa
18	168	Bernie Millham	E	Fordham
19	177	Lawrence Mauss	C	Utah
20	188	Dave Butcher	B	William & Mary
21	197	Don Fabling	B	Colorado
22	208	George Feldman	B	Tufts
23	217	Ed Cameron	G	Miami (OH)
24	228	Charley Steed	B	Ark. Monticello
25	237	Ed Grygiel	B	Dartmouth
26	248	Ben Raimondi	B	Indiana
27	257	Sam Bailey	E	Georgia
28	268	Bob Long	B	Tennessee
29	277	Bill Fisher	T	Harvard
30	288	George Slusser	B	Ohio St.
31	292	John Itzel	B	Pittsburgh
32	298	Larry Kirkman	B	Boston

1945

Rd	No	Player	Pos	College
1	9	John Yonaker	E	Notre Dame
3	25	Alvin Dark	B	LSU
5	41	Pete Pihos	E	Indiana
6	52	Chuck Dellago	G	Minnesota
7	63	Gonzalo Morales	B	St. Mary's (CA)
8	74	Sam Robinson	B	Washington
9	85	Forrest Hall	B	San Francisco
10	96	Joe Sadonis	T	Fordham
11	107	Rudy Mobley	B	Hardin-Simmons
12	118	Jim Newmeyer	T	St. Vincent's
13	129	Bill Chambers	T	UCLA

ALL-TIME DRAFTS



14	140	John Duda	B	Virginia
15	151	Bill Montgomery	B	LSU
16	162	Howard Werner	E	Syracuse
17	173	Jim Austin	B	Missouri
18	184	Quentin Klenk	T	USC
19	195	Joe Spencer	T	Oklahoma St.
20	206	Leo Pratt	T	Oklahoma St.
21	217	Phil Teschner	T	Brown
22	228	John Magee	G	Rice
23	239	Norm Mosley	B	Alabama
24	250	Blair Brown	G	Oklahoma St.
25	261	Bob Hall	E	Stanford
26	272	Don Talcott	T	Nevada
27	283	Bill Thompson	T	New Mexico
28	294	Al Fleming	C	Wichita St.
29	305	Leo Benjamin	C	West Virginia
30	316	Jim Dougherty	B	Miami (OH)
31	322	Ken Reese	B	Alabama
32	328	Loren Braner	C	Pittsburgh

8	62	Bruce Alford	E	TCU
9	72	Rocco Canale	G	Boston College
10	82	Bill Conoly	T	Texas
11	92	John Billman	G	Minnesota
12	102	Jack Donaldson	T	Penn
13	112	Bill Erickson	C	Georgetown
14	122	George Weeks	E	Alabama
15	132	Russ Craft	B	Alabama
16	142	Paul Darling	B	Iowa St.
17	152	Walt Gorinski	B	LSU
18	162	Bob Friedman	T	Washington
19	172	Johnny Bezemes	B	Holy Cross
20	182	Chet Mutryn	B	Xavier
21	192	Baptiste Manzini	C	St. Vincent's
22	202	Bernie Gillespie	E	Scranton
23	212	Jay Lawhon	T	Arkansas
24	222	Vince Zachem	C	Morehead St.
25	232	Joe Schwarting	E	Texas
26	242	Bob Neff	T	Notre Dame
27	252	Art Macioszczyk	B	Western Michigan
28	262	Jim Arata	T	Xavier
29	272	Wally Scott	E	Texas
30	282	Stan Jaworowski	T	Georgetown

1944

Rd	No	Player	Pos	College
1	5	Steve Van Buren	B	LSU
3	20	Loren LaPrade	G	Stanford
5	36	Joe Parker	E	Texas
6	52	Hillary Horne	T	Mississippi St.
7	58	Vic Kulbitski	B	Minnesota
8	74	George Phillips	B	UCLA
9	80	Paul Sarringhaus	B	Ohio St.
10	96	John Perko	G	Minnesota
11	102	Elliott Ormsbe	B	Bradley
12	118	Earle Parsons	B	USC
13	124	Bob Hanzlik	E	Wisconsin
14	140	Jim Talley	C	LSU
15	146	Dom Fusci	T	South Carolina
16	162	John Green	E	Tulsa
17	168	Jackie Freeman	B	William & Mary
18	184	Joe Kane	B	Penn
19	190	Tony Schiro	G	Santa Clara
20	206	Norm Michael	B	Syracuse
21	212	Eddie Kulakowski	T	West Virginia
22	228	Al Postus	B	Villanova
23	234	Milton Smith	E	UCLA
24	250	Earl Klapstein	T	Pacific
25	256	Bob Frisbee	B	Stanford
26	272	Edmund Eiden	B	Scranton
27	278	Barney Burdick	E	Creighton
28	294	Nick Daukas	T	Dartmouth
29	300	Pasquale Darone	G	Boston College
30	316	Bill Clark	T	Colorado College
31	322	Pete Pasko	E	East Stroudsburg
32	328	Myron Majewski	T	American Int.

1943

Rd	No	Player	Pos	College
1	2	Joe Muha	B	VMI
2	12	Lamar David	B	Georgia
3	17	Roy Gafford	B	Auburn
4	27	Bob Kennedy	B	Washington St.
5	32	Al Wistert	T	Michigan
6	42	Bruno Banducci	G	Stanford
7	52	Walt Harrison	C	Washington

1942

Rd	No	Player	Pos	College
1	3	Pete Kmetovic	B	Stanford
2	13	Vic Lindskog	C	Stanford
3	18	Ted Williams	B	Boston College
4	28	Gordon Paschka	G	Minnesota
5	33	Ernie Blandin	T	Tulane
6	43	Earl Younglove	E	Washington
7	53	Billy Sewell	B	Washington St.
8	63	Bill Halverson	G	Oregon St.
9	73	Ray Graves	C	Tennessee
10	83	John Stackpool	B	Washington
11	93	Noble Doss	B	Texas
12	103	Fred Meyer	E	Stanford
13	113	Bob Brenton	T	Missouri
14	123	John Wyhonic	B	Alabama
15	133	O'Dell Griffin	G	Baylor
16	143	Bill Smaltz	B	Penn St.
17	153	Arnie Meiners	E	Stanford
18	163	Bill Braun	T	Santa Clara
19	173	Charley Dvoracek	B	Texas Tech
20	183	Marv Tommervik	B	Pacific Lutheran

1941

Rd	No	Player	Pos	College
2	11	Art Jones	B	Richmond
3	16	Marion Pugh	B	Texas A&M
4	26	Al Ghesquiere	B	Detroit
5	31	Royal Kahler	T	Nebraska
6	41	Howard Hickey	E	Arkansas
7	51	Julius Battista	G	Florida
9	71	P.K. Rogers	B	East Texas St.
10	81	Don Williams	T	Texas
11	91	Marshall Stenstrom	B	Oregon
12	101	John Patrick	B	Penn St.
13	111	Joe Hoague	B	Colgate
14	121	Les Dodson	B	Ole Miss
15	131	Alex Lukachick	E	Boston College

ALL-TIME DRAFTS



16	141	Bill Conatser	B	Texas A&M
17	151	John Yauckoes	T	Boston College
18	161	Joe McFadden	B	Georgetown
19	171	John Shonk	E	West Virginia
20	181	L.B. Russell	B	Hardin-Simmons
21	201	Charley Henke	G	Texas A&M
22	203	Mike Fernella	T	Akron

7	52	Bob Lannon	E	Iowa
8	62	Clem Woltman	T	Purdue
9	72	Elmer Kolberg	B	Oregon St.
10	82	Emmett Kriel	T	Baylor
11	92	Carl Hinkle	C	Vanderbilt
12	102	Johnny Michelosen	B	Pittsburgh

1940

Rd	No	Player	Pos	College
1	2	Wesley McAfee	B	Duke
2	13	Johnny Schiechl	C	Santa Clara
3	17	Dick Favor	B	Oklahoma
4	28	Eberle Schultz	G	Oregon St.
5	32	Franklin Emmons	B	Oregon
6	43	Saul Singer	T	Arkansas
7	52	Harold Pegg	C	Bucknell
8	63	Don Looney	E	TCU
9	72	Don Jones	B	Washington
10	83	Frank Maher	B	Toledo
11	92	Elmer Hackney	B	Kansas St.
12	103	Durward Hoerner	E	TCU
13	112	Ted Hennis	B	Purdue
14	123	Bill Bunsen	B	Kansas
15	132	Don Crumbaker	E	Kansas St.
16	143	J.R. Green	T	Rice
17	152	Jim Molnar	B	Bradley
18	163	Ernie Schwartz	G	Boston College
19	172	Bill Schneller	B	Ole Miss
20	183	Bill Debord	T	Kansas St.

1937

Rd	No	Player	Pos	College
1	1	Sam Francis	B	Nebraska
2	11	Francis Murray	B	Penn
3	21	Drew Ellis	T	TCU
4	31	Walt Gilbert	B	Auburn
5	41	Alex Drobnitch	G	Denver
6	51	Bill Guckeyson	B	Maryland
7	61	Herb Barna	E	West Virginia
8	71	Nestor Hennon	E	Carnegie Mellon
9	81	Paul Fanning	T	Kansas St.
10	91	Ray Antil	E	Minnesota

1936

Rd	No	Player	Pos	College
1	1	Jay Berwanger	B	Chicago
2	10	John McCauley	B	Rice
3	19	Wes Muller	C	Stanford
4	28	Bill Wallace	B	Rice
5	37	Harry Shuford	B	SMU
6	46	Al Barabas	B	Columbia
7	55	Jack Weller	G	Princeton
8	64	Pepper Constable	B	Princeton
9	73	Paul Pauk	B	Princeton

1939

Rd	No	Player	Pos	College
1	4	Davey O'Brien	B	TCU
2	14	Charlie Newton	B	Washington
3	19	Joe Mihal	T	Purdue
4	29	Bill Dewell	E	SMU
5	34	Zed Costen	G	Texas A&M
6	44	Jake Schuehle	B	Rice
7	54	Tony Ippolito	B	Purdue
8	64	George Somers	T	LaSalle
9	74	Rankin Britt	E	Texas A&M
10	84	Bill McKeever	T	Cornell
11	94	Paul Humphrey	C	Purdue
12	104	Jack Kraynick	B	North Carolina
13	114	Thomas White	T	TCU
14	124	Joe Aleskus	T	Ohio St.
15	134	Foster Watkins	B	West Texas St.
16	144	Irving Hall	B	Brown
17	154	Bob Riddell	E	South Dakota St.
18	164	Charley Gainor	E	North Dakota
19	174	Morris White	B	Tulsa
20	184	Dick Gormley	C	LSU

1938

Rd	No	Player	Pos	College
1	2	Jim McDonald	B	Ohio St.
2	12	Dick Riffle	B	Albright
3	17	Joe Bukant	B	Washington (StL)
4	27	John Meek	B	California
5	32	Fred Shirey	T	Nebraska
6	42	Herschel Ramsey	E	Texas Tech

2021

- ▶ **5/18/21** - Acquired CB Josiah Scott from Jacksonville in exchange for CB Jameson Houston and a 2023 6th-round pick
- ▶ **5/1/21** - Traded picks No. 225 (6th - LS Camaron Cheeseman) and No. 240 (7th - DE William Bradley-King) to Washington in exchange for a 2022 5th-round pick
- ▶ **4/30/21** - Traded pick No. 70 (3rd - T Brady Christensen) to Carolina in exchange for picks No. 73 (3rd - DT Milton Williams) and No. 191 (6th - DE Tarron Jackson)
- ▶ **4/29/21** - Traded picks No. 12 (1st - LB Micah Parsons) and No. 84 (3rd - DE Chauncey Golston) to Dallas in exchange for pick No. 10 (1st - WR DeVonta Smith)
- ▶ **3/17/21** - Traded QB Carson Wentz to Indianapolis in exchange for a 2021 3rd-round pick (No. 70 overall) and a conditional 2022 1st-round pick

2020

- ▶ **4/25/20** - Traded picks No. 173 (5th - WR Darnell Mooney) and No. 227 (7th - T Lachavious Simmons) to Chicago in exchange for picks No. 196 (6th - LB Shaun Bradley), No. 200 (6th - WR Quez Watkins) and No. 233 (7th - DE Casey Toohill)
- ▶ **4/25/20** - Traded pick No. 146 (4th - C Tyler Biadasz) to Dallas in exchange for pick No. 164 (5th - LB Curtis Weaver) and a 2021 5th-round pick
- ▶ **4/25/20** - Acquired WR Marquise Goodwin and pick No. 210 (6th - T Prince Tega Wanogho) in the 2020 NFL Draft from San Francisco in exchange for pick No. 190 (6th - TE Charlie Woerner)
- ▶ **4/25/20** - Traded pick No. 164 (5th - LB Curtis Weaver) to Miami in exchange for picks No. 173 (5th - WR Darnell Mooney) and No. 227 (7th - T Lachavious Simmons)
- ▶ **3/19/20** - Agreed to terms on a trade with the Detroit Lions to acquire CB Darius Slay in exchange for a 2020 third-round (No. 85 overall - S Julian Blackmon) draft pick and a 2020 fifth-round (No. 166 overall) draft pick

2019

- ▶ **8/22/19** - Agreed to terms with Arizona to acquire S Rudy Ford in exchange for DT Bruce Hector
- ▶ **8/9/19** - Acquired DE Eli Harold from Buffalo in exchange for T Ryan Bates
- ▶ **4/27/19** - Acquired DT Hassan Ridgeway from Indianapolis in exchange for the 246th pick in the 2019 NFL Draft (7th - C Javon Patterson)
- ▶ **4/27/19** - The 167th overall selection (5th - QB Clayton Thorson) and the 246th overall selection (7th - C Javon Patterson) were acquired from the New England Patriots in exchange for the 163rd overall selection (5th - P Jake Bailey)
- ▶ **4/25/19** - The 22nd overall selection in the 2019 NFL Draft (1st - T Andre Dillard) was acquired from the Baltimore Ravens in exchange for the 25th (1st - WR Marquise Brown), 127th (4th - CB Iman Marshall) and 197th (6th - QB Trace McSorley) overall picks
- ▶ **3/28/19** - Acquired RB Jordan Howard from Chicago in exchange for 2020 draft choice
- ▶ **3/14/19** - Acquired a 2020 5th-round draft choice from New England in exchange for DE Michael Bennett and a 2020 7th-round draft choice
- ▶ **3/13/19** - Acquired WR DeSean Jackson and 2020 7th-round draft choice from Tampa Bay in exchange for 2019 6th-round draft choice

2018

- ▶ **10/30/18** - Acquired WR Golden Tate from Detroit in exchange for a 3rd-round pick in 2019
- ▶ **9/1/18** - Acquired S Deiondre' Hall from Chicago in exchange for a conditional 7th-round pick in 2019
- ▶ **4/27/18** - Acquired the 233rd overall selection (7th - Jordan Mailata) in the 2018 NFL Draft from New England in exchange for the 250th overall selection (7th - TE Ryan Izzo) and a 2019 7th round pick
- ▶ **4/27/18** - Acquired the 49th overall selection (2nd - TE Dallas Goedert) in the 2018 NFL Draft from Indianapolis in exchange for the 52nd overall pick (2nd - DE Kemoko Turay) and the 169th overall pick (5th - Jordan Wilkins)
- ▶ **4/26/18** - Traded the 32nd (1st - QB Lamar Jackson) and 132nd (4th - WR Jaleel Scott) overall picks in the 2018 NFL Draft to Baltimore for the 52nd (2nd - DE Kemoko Turay) and 125th (4th - CB Avonte Maddox) overall picks in 2018, and a 2019 2nd-round pick
- ▶ **3/14/18** - Acquired DE Michael Bennett and a 7th-round pick (250th) in 2018 from Seattle in exchange for WR Marcus Johnson and a 5th-round selection (156th) in 2018
- ▶ **3/14/18** - Acquired CB Daryl Worley from Carolina in exchange for WR Torrey Smith

2017

- ▶ **10/31/17** - Acquired RB Jay Ajayi from Miami in exchange for a 2018 4th-round pick
- ▶ **8/28/17** - Traded LS Jon Dorenbos to New Orleans in exchange for a 2019 7th-round pick
- ▶ **8/27/17** - Acquired CB Dexter McDougle from N.Y. Jets in exchange for S Terrence Brooks
- ▶ **8/21/17** - Acquired a 2018 5th-round pick from Seattle in exchange for G/T Matt Tobin and a 2018 7th-round pick
- ▶ **8/11/17** - Acquired CB Ronald Darby from Buffalo in exchange for WR Jordan Matthews and a 2018 3rd-round pick
- ▶ **7/26/17** - Traded G/T Allen Barbre to Denver in exchange for a 2019 conditional 7th-round pick
- ▶ **4/29/17** - Traded the 164th (G Isaac Asiata) and 194th overall (DT Vincent Taylor) picks to Miami for the 166th (WR Shelton Gibson) and 184th (LB Nathan Gerry) overall selections in 2017
- ▶ **4/29/17** - Traded the 155th overall selection (LB Jayon Brown) for the 164th (G Isaac Asiata) and 214th (DT Elijah Qualls) overall picks in 2017
- ▶ **4/29/17** - Traded the 139th (WR Jehu Chesson) and 230th (S Josh Harvey-Clemons) overall picks to Minnesota for the 132nd overall selection (RB Donnel Pumphrey)
- ▶ **4/4/17** - Acquired DT Tim Jernigan and a 2017 3rd round draft choice (CB Rasul Douglas) from Baltimore in exchange for a 2017 3rd round draft pick (DE Chris Wormley)

2016

- ▶ **9/7/16** - Traded CB Eric Rowe to New England for a 4th round draft pick in 2018
- ▶ **9/3/16** - Traded QB Sam Bradford to Minnesota for a first round draft pick in 2017 (DE Derek Barnett) and a 4th round draft pick in 2018 (DE Josh Sweat)
- ▶ **8/16/16** - Traded OL Dennis Kelly to Tennessee for WR Dorial Green-Beckham

- ▶ **4/30/16** – Traded the 188th overall pick (TE David Morgan) to Minnesota for a 6th round pick (S Blake Countess) and a 7th round pick (DE Alex McAlister) in 2016
- ▶ **4/20/16** – Traded the 8th overall pick, a 3rd round draft choice, a 4th round draft choice, a 2017 1st round draft choice and a 2018 2nd round draft choice to the Cleveland Browns for the 2nd overall selection (QB Carson Wentz) and a 2017 4th round pick
- ▶ **3/11/16** – Traded QB Mark Sanchez to the Denver Broncos for a conditional 7th round draft choice
- ▶ **3/9/16** – Traded RB DeMarco Murray and a 4th round draft choice to the Tennessee Titans for a 4th round draft choice (traded to Cleveland)
- ▶ **3/9/16** – Traded LB Kiko Alonso, CB Byron Maxwell and the 13th overall selection to the Miami Dolphins for the 8th overall selection (traded to Cleveland)

2015

- ▶ **9/4/15** – Traded QB Matt Barkley to the Arizona Cardinals for a conditional 7th round draft choice in 2016
- ▶ **8/1/15** – Traded CB Brandon Boykin to the Pittsburgh Steelers for a conditional 5th round draft choice in 2016
- ▶ **5/2/15** – Traded the 113th overall selection (DT Gabe Wright) to the Detroit Lions for a 3rd round selection in 2016
- ▶ **5/1/15** – Traded the 52nd overall selection (NT Jordan Phillips), 145th overall selection (CB Bobby McCain) and the 156th overall selection (WR Tony Lippett) in 2015 to the Miami Dolphins for the 47th overall selection (DB Eric Rowe) and the 191st overall selection (DB JaCorey Shepherd) in 2015
- ▶ **3/10/15** – Traded QB Nick Foles, a 4th round draft choice in 2015 (T Andrew Donnel), and a 2nd round draft choice in 2016 to the St. Louis Rams for QB Sam Bradford and a 5th round draft choice in 2015 (traded to Miami)
- ▶ **3/10/15** – Traded RB LeSean McCoy to the Buffalo Bills for LB Kiko Alonso

2014

- ▶ **8/20/14** – Traded RB David Fluellen to the Indianapolis Colts for K Cody Parkey
- ▶ **8/19/14** – Traded a conditional 2015 7th round draft choice to the Carolina Panthers for RB Kenjon Barner
- ▶ **5/10/14** – Traded RB Bryce Brown and a 2014 7th round draft choice (T Seantrel Henderson) to the Buffalo Bills for a 2014 7th round draft choice (DT Beau Allen) and a 2015 4th round draft choice (traded to Detroit)
- ▶ **5/9/14** – Traded a 3rd round draft choice (DT Louis Nix) to the Houston Texans for a 4th round draft choice (DB Jaylen Watkins) and a 5th round draft choice (DE Taylor Hart)
- ▶ **5/9/14** – Traded a 2nd round draft choice (RB Bishop Sankey) and a 4th round draft choice (S Marqueston Huff) to the Tennessee Titans for a 2nd round draft choice (WR Jordan Matthews)
- ▶ **5/8/14** – Traded a 1st round draft choice (QB Johnny Manziel) to the Cleveland Browns for a 1st round draft choice (LB Marcus Smith) and a 3rd round draft choice (traded to Houston)
- ▶ **3/13/14** – Traded a 2014 5th round draft choice (LB Ronald Powell) to the New Orleans Saints for RB Darren Sproles

2013

- ▶ **10/29/13** – Traded DT Isaac Sopoaga and a 2014 6th round draft choice (DE Zach Moore) to the New England Patriots for a 2014 5th round draft choice (traded to New Orleans)
- ▶ **8/23/13** – Traded RB Felix Jones to the Pittsburgh Steelers for LB Adrian Robinson
- ▶ **8/12/13** – Traded OL Nate Menkin to the Houston Texans for WR Jeff Maehl
- ▶ **4/27/13** – Traded a 4th round draft choice (WR Ace Sanders) and a 7th round draft choice (CB DeMetrius McCray) to the Jacksonville Jaguars for a 4th round draft choice (QB Matt Barkley)
- ▶ **4/11/13** – Traded RB Dion Lewis to the Cleveland Browns for LB Emmanuel Acho
- ▶ **3/28/13** – Traded FB Stanley Havili to the Indianapolis Colts for DE Clifton Geathers
- ▶ **3/15/13** – Traded a 2013 6th round draft choice (G Jeff Baca) and a 2014 conditional draft choice to the Tampa Bay Buccaneers for WR Arrelious Benn and a 2013 7th round draft choice (CB Jordan Poyer)

2012

- ▶ **8/31/12** – Acquired S David Sims from the Cleveland Browns for a 2013 conditional draft choice (DE Joe Kruger)
- ▶ **8/2/12** – Traded LB Moise Fokou and LB Greg Lloyd to the Indianapolis Colts for CB Kevin Thomas and a conditional 7th round draft choice
- ▶ **7/22/12** – Traded CB D.J. Johnson to the Indianapolis Colts for DT Ollie Ogbu
- ▶ **4/27/12** – Traded a 2nd round draft choice (DT Jerel Worthy) to the Green Bay Packers for a 2nd round draft choice (DE Vinny Curry) and a 4th round draft choice (CB Brandon Boykin)
- ▶ **4/26/12** – Traded a 1st round draft choice (DE Bruce Irvin), a 4th round draft choice (DT Jaye Howard), and a 6th round draft choice (CB Jeremy Lane) to the Seattle Seahawks for a 1st round draft choice (DT Fletcher Cox)
- ▶ **4/25/12** – Traded CB Asante Samuel to the Atlanta Falcons for a 7th round draft choice (RB Bryce Brown)
- ▶ **3/20/12** – Traded a 3rd round draft choice (G Brandon Brooks) and a 4th round draft choice (C Ben Jones) to the Houston Texans for LB DeMeco Ryans and a 3rd round pick (QB Nick Foles)
- ▶ **3/14/12** – Traded T Winston Justice and a 6th round draft choice (S Josh Bush) to the Indianapolis Colts for a 6th round draft choice (traded to Seattle)

2011

- ▶ **8/1/11** – Traded DT Brodrick Bunkley to the Denver Broncos in exchange for an 8th round draft choice in 2013 (traded to Tampa Bay)
- ▶ **7/28/11** – Traded QB Kevin Kolb to Arizona for CB Dominique Rodgers-Cromartie and a 2nd round draft choice in 2012
- ▶ **4/30/11** – Traded a 6th round draft choice (LB Markell Carter) to New England for a 6th round draft choice (LB Brian Rolle)
- ▶ **4/30/11** – Traded a 5th round draft choice (WR Jeremy Kerley) and a 7th round draft choice (WR Scotty McKnight) to the NY Jets for a 5th round draft choice (G Julian Vandervelde) and a 6th round draft choice (traded to New England later in draft)
- ▶ **4/30/11** – Traded a 4th round draft choice (TE Luke Stocker) to Tampa Bay for a 4th round draft choice (LB Casey Matthews) and a 4th round draft choice in 2012

- ▶ **4/29/11** - Traded a 3rd round draft choice (T Jah Reid) to Baltimore for a 3rd round draft choice (CB Curtis Marsh) and a 6th round draft choice (C Jason Kelce)

2010

- ▶ **10/13/10** - Traded RB Mike Bell to the Cleveland Browns for RB Jerome Harrison
- ▶ **9/4/10** - Traded G Stacy Andrews to Seattle for a 7th round pick in 2011 ... Traded LB Tracy White and a 7th round pick (OLB Travis Lewis) to New England for a 2012 6th round pick (G Brandon Washington)
- ▶ **9/3/10** - Traded an undisclosed draft choice in 2011 to Arizona for OL Reggie Wells
- ▶ **8/30/10** - Traded FB Charles Scott to Arizona for CB Jorrick Calvin
- ▶ **7/30/10** - Traded LB Joe Mays to Denver for RB J.J. Arrington or a 2012 conditional draft choice (compensation - 2012 6th round pick - WR Marvin McNutt)
- ▶ **4/24/10** - Traded a 6th round draft choice in 2011 to Detroit for a 7th round draft choice (LB Jamar Chaney)
- ▶ **4/24/10** - Traded a 5th round draft choice (DT Cam Thomas) to San Diego for a 5th round draft choice (WR Riley Cooper) and a 5th round draft choice in 2011 (RB Dion Lewis)
- ▶ **4/23/10** - Traded a 3rd round draft choice (S Morgan Burnett) to Green Bay for a 3rd round draft choice (DE Daniel Te'o-Nesheim) and a 4th round draft choice (QB Mike Kafka)
- ▶ **4/23/10** - Traded a 2nd round draft choice (RB Montario Hardesty) to Cleveland for a 3rd round draft choice (later traded to Green Bay) and two 5th round draft choices (DE Ricky Sapp and the other was traded to San Diego, who selected DT Cam Thomas)
- ▶ **4/23/10** - Traded a 2nd round draft choice (LB Sean Lee) to Dallas for a 2nd round draft choice (later traded to Cleveland) and a 4th round draft choice (TE Clay Harbor)
- ▶ **4/22/10** - Traded a 1st round draft choice (traded to New England and then to Dallas who selected WR Dez Bryant) and two 3rd round draft choices (one was traded to Seattle and then to Baltimore who selected TE Ed Dickson and the other was used to select WR Eric Decker) to Denver for a 1st round draft choice (DE Brandon Graham)
- ▶ **4/19/10** - Acquired LB Ernie Sims from the Detroit Lions in three-team trade. Sent a 5th round draft pick in 2010 to Denver (CB Perish Cox), who sent TE Tony Scheffler and a 7th round pick (traded to Philadelphia who selected LB Jamar Chaney) to Detroit
- ▶ **4/4/10** - Traded QB Donovan McNabb to Washington for a 2nd round draft choice (S Nate Allen) in 2010 and a 3rd or 4th round draft choice in 2011 (traded to Tampa Bay)
- ▶ **4/2/10** - Traded CB Sheldon Brown and LB Chris Gocong to Cleveland for LB Alex Hall, and a 4th (CB Trevard Lindley) and a 5th round draft choice in 2010 (traded to Denver in 3-team trade for LB Ernie Sims)
- ▶ **3/16/10** - Traded DE Chris Clemons and a 4th round draft choice in 2010 to Seattle for DE Darryl Tapp
- ▶ **3/8/10** - Traded WR Reggie Brown to Tampa Bay for an undisclosed draft choice in 2011

2009

- ▶ **10/20/09** - Traded WR Brandon Gibson and a 5th round draft choice in 2010 (traded to Miami who selected S Reshad Jones) to St. Louis for LB Will Witherspoon

- ▶ **4/26/09** - Traded a 7th round draft choice (P Pat McAfee) to Indianapolis for a 6th round draft choice in 2010 (RB Charles Scott)
- ▶ **4/26/09** - Traded a 5th round draft choice (P Thomas Morstead) to New Orleans for a 7th round draft choice (traded to Indianapolis who selected P Pat McAfee) and a 5th round draft choice in 2010 (traded to St. Louis along with WR Brandon Gibson for LB Will Witherspoon)
- ▶ **4/26/09** - Traded two 5th round draft choices (137th, traded to Baltimore who selected LB Jason Phillips and 141st, traded to Denver who selected WR Kenny McKinley) to New England for CB Ellis Hobbs
- ▶ **4/26/09** - Traded a 3rd round draft choice (WR Deon Butler) to Seattle for a 5th round draft choice (137th, traded to New England for CB Ellis Hobbs), a 7th round draft choice (G Paul Fanaika) and a 3rd round draft choice in 2010 (traded to Denver)
- ▶ **4/26/09** - Traded a 3rd round draft choice (WR Ramses Barden) to NY Giants for a 3rd round draft choice (91st, traded to Seattle later in draft) and a 5th round draft choice (164th, traded to New Orleans later in draft)
- ▶ **4/25/09** - Traded a 1st round pick (C Alex Mack) and a 6th round draft choice (RB James Davis) to Cleveland for a 1st round draft choice (WR Jeremy Maclin)
- ▶ **4/20/09** - Traded a 1st round pick in 2009 (OL Eric Wood), a 4th round pick in 2009 (TE Shawn Nelson) and a 6th round pick in 2010 (DE Danny Batten) to Buffalo for T Jason Peters
- ▶ **3/5/09** - Traded WR Greg Lewis and a 7th round draft choice in 2010 (traded to Denver and then to Washington who selected T Selvish Capers) to the New England Patriots for a 5th round draft pick in 2009 (T Fenuki Tupou)
- ▶ **2/28/09** - Traded CB Lito Sheppard and a 5th round pick in 2010 (traded to Arizona who selected QB John Skelton) to the NY Jets for a 5th round draft pick in 2009 (TE Cornelius Ingram) and a 4th round draft pick in 2010 (traded to Seattle along with DE Chris Clemons for DE Darryl Tapp)

2008

- ▶ **6/6/08** - Traded a conditional draft pick in 2009 (no draft pick traded) to Indianapolis in exchange for FB Luke Lawton
- ▶ **4/27/08** - Traded a 6th round draft pick to Cleveland (WR Paul Hubbard) in exchange for a 5th round draft pick in 2009 (traded to New England for CB Ellis Hobbs)
- ▶ **4/26/08** - Traded a 1st round draft pick (T Jeff Otah) to Carolina in exchange for a 2nd round draft pick (traded to Minnesota, see next trade), a 4th round draft pick (G Mike McGlynn), and a 1st round draft pick in 2009 (traded to Buffalo in Jason Peters' deal)
- ▶ **4/26/08** - Traded a 2nd round draft pick (FS Tyrell Johnson) and a 5th round draft pick (DT Letroy Guion) to Minnesota in exchange for a 2nd round draft pick (DT Trevor Laws) and a 4th round draft pick (FS Quintin Demps)
- ▶ **4/26/08** - Traded a 4th round draft pick (traded to Chicago then to Tampa Bay, who selected DT Dre Moore) in exchange for RB Lorenzo Booker

2007

- ▶ **8/28/07** - Traded QB Kelly Holcomb to Minnesota for an undisclosed draft pick in 2009 (used in a 2009 draft day trade with Cleveland that landed WR Jeremy Maclin)

- ▶ **4/28/07** - Traded a 1st round draft pick (DE Anthony Spencer) to Dallas in exchange for a 2nd round draft pick (QB Kevin Kolb), a 3rd round draft pick (LB Stewart Bradley), and a 5th round draft pick (S C.J. Gaddis)
- ▶ **3/26/07** - Traded DT Darwin Walker and a 2008 conditional draft choice (7th round, WR Steve Johnson) to Buffalo for LB Takeo Spikes and QB Kelly Holcomb

2006

- ▶ **9/2/06** - Traded C Hank Fraley to the Cleveland Browns for a 6th round draft pick in 2008. Traded FB Josh Parry to the Seattle Seahawks for a 7th round draft choice in 2008 (T King Dunlap)
- ▶ **8/28/06** - Traded LB Mark Simoneau and a conditional 4th round draft choice in 2007 to New Orleans (who traded the pick to the San Francisco 49ers who used it to select S Dashon Goldson) for WR Donté Stallworth
- ▶ **5/18/06** - Traded WR Billy McMullen to Minnesota for WR Hank Baskett
- ▶ **4/30/06** - Traded a 4th round pick (WR Will Blackmon) and a 6th round pick (FS Tyrone Culver), both of which were acquired from Minnesota for own 4th round pick (DE Ray Edwards) and G Artis Hicks, to Green Bay for a 4th round pick (WR Jason Avant)
- ▶ **4/30/06** - Traded own 4th round pick (T Jahri Evans) and DT Hollis Thomas for a 4th round pick (G Max Jean-Gilles)
- ▶ **4/29/06** - Traded own 3rd round draft choice (LB Anthony Schlegel) and own 7th round pick (DT Adam Titus) for a 3rd round pick (LB Chris Gocong)
- ▶ **4/29/06** - Traded own 2nd round draft choice (RB LenDale White) and own 4th round pick to Tennessee for a 2nd round draft pick (T Winston Justice). Tennessee traded the 4th round pick (LB Stephen Tulloch) to Dallas

2005

- ▶ **4/24/05** - Traded own 5th round draft choice (FS Michael Hawkins), 6th round draft choice, and own 7th round draft choice (SS Kurt Campbell) to Green Bay for a 4th round draft choice (T Todd Herremans). Philadelphia traded the 6th round pick to Green Bay who then traded it to New England, who then traded it to Oakland, who selected DT Anttaj Hawthorne
- ▶ **4/24/05** - Traded own 4th round draft choice (DE Chris Canty) and a 6th round draft choice in 2006 to Dallas for a 5th round draft choice (traded to Indianapolis) and a 4th round draft choice in 2006 (traded to Tennessee) ... Traded the 5th round (DE Jonathan Welsh) choice to Indianapolis for a 4th round draft choice in 2006
- ▶ **4/23/05** - Traded own 3rd round draft choice (T Adam Snyder) to San Francisco for a 4th round draft choice (S Sean Considine) and a 6th round draft choice (see trade two above)

2004

- ▶ **9/5/04** - Agreed to send a conditional 2005 draft choice (6th round, CB Derrick Johnson) to the San Francisco 49ers to complete the trade that sent WR Terrell Owens to the Eagles and DE Brandon Whiting to the 49ers
- ▶ **4/25/04** - Traded G John Welbourn to Kansas City for a 5th round pick in 2004 (FB Thomas Tapeh) and a 3rd round pick in 2005 (RB Ryan Moats)

- ▶ **4/24/04** - Traded a 1st and 2nd round pick (CB Shawntae Spencer) to San Francisco for the 16th overall pick (T/G Shawn Andrews). The 49ers traded the 1st round pick to Carolina who chose CB Chris Gamble
- ▶ **4/3/04** - Traded QB A.J. Feeley to Miami for a 2nd round pick in 2005 (WR Reggie Brown)
- ▶ **3/30/04** - Traded WR James Thrash to Washington for a 5th round draft pick in 2005 (LB/DE Trent Cole)
- ▶ **3/16/04** - In a three-team deal, traded a 5th round pick to Baltimore and DE Brandon Whiting to San Francisco in exchange for WR Terrell Owens. The Ravens traded the 5th round pick to Miami who chose SS Tony Bua

2003

- ▶ **8/30/03** - Traded WR Freddie Milons to Pittsburgh for a conditional, future draft pick (no pick exchanged)
- ▶ **4/26/03** - Traded a 1st round pick (CB Sammy Davis) and a 2nd round pick (FS Terrence Kiel) to San Diego for the 15th overall pick in the 2003 draft (DE Jerome McDougle)
- ▶ **4/26/03** - Traded a 5th round pick (LB Hunter Hillenmeyer) to Green Bay for a 6th round pick (T/G Jeremy Bridges) and a 7th round pick (S Norman LeJeune)
- ▶ **4/26/03** - Traded a 7th round choice (CB Chris Johnson) to Green Bay for a 6th round pick (QB Andy Hall) in 2004
- ▶ **3/4/03** - Traded a 6th round pick (DB Waine Bacon) in 2003 and a 4th round pick in 2004 to Atlanta for LB Mark Simoneau. The Falcons traded the 4th round pick to Indianapolis who chose CB Jason David
- ▶ **2/28/03** - Traded CB Al Harris and a 4th round pick in 2003 to Green Bay for a 2nd round pick (TE L.J. Smith). The Packers traded the 4th round pick to Buffalo who chose WR Sam Aiken

2001

- ▶ **4/21/01** - Traded a 3rd round pick (LB Morlon Greenwood) and a 6th round pick (DE Otis Leverette) to Miami for a 2nd round pick in 2002 (CB Sheldon Brown)

2000

- ▶ **8/25/00** - Traded CB/KR Allen Rossum to Green Bay for an undisclosed draft pick (5th round, TE Tony Stewart)
- ▶ **4/16/00** - Traded a 4th round pick (WR Trevor Gaylor) to San Diego for a 3rd round pick in 2001 (DE Derrick Burgess). The pick traded to the Chargers was obtained from a trade with Detroit for a 5th round pick (S Ty Talton) in 1999
- ▶ **4/16/00** - Traded TE Kaseem Sinceno to Green Bay for TE Jeff Thomason
- ▶ **4/15/00** - Traded a 3rd round (TE Erron Kinney) and 5th round pick (SS Aric Morris) to Tennessee for a 2nd round pick (G Bobbie Williams) in 2000

1999

- ▶ **9/5/99** - Traded an undisclosed draft pick (7th round, TE Mike Roberg) to Carolina for TE Luther Broughton
- ▶ **9/1/99** - Traded DE Jon Harris to Green Bay for T John Michaels
- ▶ **8/24/99** - Traded QB Bobby Hoying to Oakland for an undisclosed, conditional draft pick (6th round, DE John Frank)
- ▶ **4/28/99** - Traded QB Rodney Peete to Washington for a 6th round pick (C John Romero)

1998

- ▶ **8/30/98** - Traded a future, conditional draft pick to New England (7th round) for WR Dietrich Jells. The Patriots traded the pick to San Francisco who chose QB Tim Rattay
- ▶ **4/19/98** - Traded a 3rd round pick (WR Brian Alford) to the New York Giants for a 3rd round pick (CB/KR Allen Rossum) and 4th round pick (CB Clarence Love) ... Traded a 4th round pick (DE Lorenzo Bromell) to Miami for a 4th round pick (DT/DE Brandon Whiting) and a 5th round pick (LB Ike Reese) ... Traded a 6th round pick (DE Eric Ogbogu) to the New York Jets for WR Jeff Graham ... Traded a 7th round pick (C Trey Teague) to Denver for a 6th round pick (WR Troy Smith) in 1999
- ▶ **3/13/98** - Traded a 2nd round and 5th round (LB Casey Dailey) pick to the New York Jets for DE Hugh Douglas. The Jets traded the 2nd round pick to Pittsburgh who chose DT Jeremy Staat

1997

- ▶ **8/27/97** - Traded an undisclosed pick of player/pick to Baltimore for CB Willie Clark
- ▶ **8/24/97** - Traded G Ben Cavil to Baltimore for undisclosed terms.
- ▶ **8/22/97** - Acquired G Sean Love from the New York Jets for past considerations
- ▶ **4/19/97** - Traded a 1st round pick (TE David LaFleur) to Dallas for a 1st round (DE Jon Harris) and 5th round (TE Luther Broughton) picks in 1997 and a 3rd round pick (LB Jeremiah Trotter) in 1998 ... Traded a 2nd round pick (FB Marc Edwards) to San Francisco for a 2nd round pick (LB James Darling), a 6th round (WR Antuwan Wyatt), and a 7th round pick (CB Deauntae Brown) ... Traded a 3rd round pick (CB Ty Howard) and a 6th round pick (LB Tony McCombs) to Arizona for a 3rd round pick (RB Duce Staley)
- ▶ **4/18/97** - Traded DT Ronnie Dixon to the New York Jets for a 7th round pick (QB Koy Detmer) in 1997

1995

- ▶ **8/27/95** - Traded T Joe Sims to Green Bay for an undisclosed pick in 1995 (6th round, TE Tony Johnson)
- ▶ **8/21/95** - Traded a conditional, undisclosed draft pick (7th round) to Cleveland for DT Ronnie Dixon
- ▶ **4/23/95** - Traded a 5th round pick (WR Mike Miller) in 1995 and a 5th round pick in 1996 to Cleveland for a 4th round pick (QB David Barr). The 5th round pick to Baltimore was traded to Dallas who chose G Kenneth McDaniel ... Traded a 5th round pick (FB Ryan Christopherson) and a 7th round pick (WR Curtis Marsh) to Jacksonville for a 6th round pick (FB Fred McCray) and two 7th round picks (RB Kevin Bouie and T Howard Smothers)
- ▶ **4/22/95** - Traded a 1st round pick (DT Warren Sapp) and two 2nd round picks (DB Melvin Johnson and the other was traded to Dallas, who chose G Shane Hannah) to Tampa Bay for the 7th overall selection (DE Mike Mamula) and a 3rd round pick (DE Greg Jefferson) ... Traded WR Victor Bailey and a 4th round pick to Kansas City for a 2nd round pick (CB Bobby Taylor) in 1995 and a 6th round pick (WR Phillip Riley) in 1996. The Chiefs traded the 4th round pick to New England who chose C David Wohlabaugh



HONORS & HISTORY



[FRONT OFFICE & COACHING STAFF](#)

[PLAYER BIOS](#)

[2020 EAGLES STATS](#)

[RECORD BOOK](#)

[ALL-TIME RESULTS](#)

[ALL-TIME ROSTERS](#)

[HONORS & HISTORY](#)

[YEAR-BY-YEAR STATS](#)

[OFF THE FIELD](#)

SUPER BOWL MVP

2017 Nick Foles

NFL MVP/PLAYER OF THE YEAR

1960 Norm Van Brocklin, QB (UP, AP, NE, SN, MX)
 1965 Pete Retzlaff, TE (MX)
 1980 Ron Jaworski, QB (MX)
 1988 Randall Cunningham, QB (MX)
 1990 Randall Cunningham, QB (FW, MX)
 2010 Michael Vick (MX)

NFC MVP/PLAYER OF THE YEAR

1980 Ron Jaworski, QB (UP)
 2000 Donovan McNabb, QB (CBS)
 2004 Donovan McNabb, QB (CBS)

NFL OFFENSIVE MVP/PLAYER OF THE YEAR

1990 Randall Cunningham, QB (PW)

NFC OFFENSIVE MVP/PLAYER OF THE YEAR

1990 Randall Cunningham, QB (UP, KC)
 2004 Donovan McNabb, QB (KC)
 2010 Michael Vick, QB (KC)
 2013 LeSean McCoy, RB (KC)

NFL DEFENSIVE MVP/PLAYER OF THE YEAR

1987 Reggie White, DE (AP, NE, PW)
 1991 Reggie White, DE (PW)

NFC DEFENSIVE MVP/PLAYER OF THE YEAR

1987 Reggie White, DE (UP, KC)
 1991 Reggie White, DE (UP)
 1993 Eric Allen, CB (UP)

NFL ROOKIE OF THE YEAR

1951 Bobby Walston, TE/K
 1988 Keith Jackson, TE (SN)

NFC ROOKIE OF THE YEAR

1973 Charle Young, TE (UP)
 1984 Paul McFadden, K (UP)

NFL COMEBACK PLAYER OF THE YEAR

1973 Roman Gabriel, QB (PW)
 1991 Jim McMahon, QB (PW)
 1992 Randall Cunningham, QB (PW)
 2010 Michael Vick, QB (AP, PW, SN)

FedEx AIR & GROUND PLAYER OF THE YEAR

2011 LeSean McCoy (Ground)
 2013 LeSean McCoy (Ground)
 2017 Carson Wentz (Air)

NFL COACH OF THE YEAR

1948 Greasy Neale (SN)
 1960 Buck Shaw (UP, AP)
 1979 Dick Vermeil (SN, PW)
 1995 Ray Rhodes (AP, SN, MX, NFL Films)
 2000 Andy Reid (SN, MX, FD)
 2002 Andy Reid (AP, MX, PW, SN)
 2010 Andy Reid (MX)
 2013 Chip Kelly (MX)

NFC COACH OF THE YEAR

2010 Marty Mornhinweg (PW)

ASSISTANT COACH OF THE YEAR

1978 Dick Vermeil (FW, UP, KC)
 1979 Dick Vermeil (FW, KC)
 1995 Ray Rhodes (UP, KC)
 2002 Andy Reid (KC)

NFL EXECUTIVE OF THE YEAR

2017 Howie Roseman (PFWA, Sports Illustrated Peter King)

ALL-PRO SELECTIONS

1933 Swede Hanson, B (OF, CN, GB)
 1934 Swede Hanson, B (OF, GB)
 1935 Joe Carter, E (GB), Ed Manske, E (GB)
 1936 Joe Carter, E (EY, CN)
 1937 Bill Hewitt, E (OF, UP, IN, NY)
 1938 Joe Carter, E (FW, NY), Bill Hewitt, E (OF ,UP ,FW ,IN ,NY ,EY)
 1939 Davey O'Brien, B (OF, UP, FW, NY, EY)
 1940 Dick Bassi, G (EY, HA), Don Looney, E (OF, NY, EY, HA), Davey O'Brien, B (OF)
 1941 Dick Humbert, E (NY), Phil Ragazzo, T (UP), Bob Suffridge, G (NY)
 1942 Tommy Thompson, B (IN, NY)
 1943 Jack Hinkle, B (AP, UP, PF, HA), Eberle Schultz, G (PF), Vic Sears, T (AP, UP, NY, IN), Ernie Steele, B (UP), Roy Zimmerman, B (AP)
 1944 Steve Van Buren, B (AP, UP, NY), Al Wistert, T (AP, UP, IN, NY), Roy Zimmerman, B (UP, IN, NY)
 1945 Bruno Banducci, G (NY), Jack Ferrante, E (UP, NY), Vic Sears, T (UP, IN), Steve Van Buren, B (AP, UP, IN, NY, PF, HA), Al Wistert, T (AP, UP, IN, NY, PF, HA)
 1946 Augie Lio, G (UP, NY), Steve Van Buren, HB (UP, NY, PF), Al Wistert, T (AP, UP, NY, PF)
 1947 Pete Pihos, E (PF), Al Wistert, T (AP, UP, NY, PF, HA), Steve Van Buren, HB (AP, UP, NY, PF)
 1948 Bucko Kilroy, G (UP), Joe Muha, FB (UP, PF, HA), Pete Pihos, E (AP, SN, UP, NY, PF, HA), Tommy Thompson, QB (AP, UP, NY, PF), Steve Van Buren, HB (AP, UP, SN, NY, PF), Al Wistert, T (SN, UP, NY, PF, HA)
 1949 Jack Ferrante, E (NY), Bucko Kilroy, G (UP, NY), Cliff Patton, G (UP), Pete Pihos, E (AP, IN, UP, NY), Vic Sears, T (UP, NY), Tommy Thompson, QB (UP, NY) Steve Van Buren, HB (AP, IN, UP, NY), Al Wistert, T (IN)
 1950 Chuck Bednarik, C (AP, NY), Bucko Kilroy, G (UP, NY), Joe Muha, C (NY), Pete Pihos, E (UP, NY), Vic Sears, T (NY), Steve Van Buren, HB (UP, NY), Al Wistert, T (NY)
 1951 Chuck Bednarik, LB (AP, UP, NY), Bucko Kilroy, MG (NY), Vic Lindskog, C (AP), Bobby Walston, E (UP), Al Wistert, T (NY)
 1952 Chuck Bednarik, LB (AP, UP), Bucko Kilroy, MG (AP, UP), Pete Pihos, DE (AP, UP, NY), Vic Sears, DT (AP, NY), Lum Snyder, T (NY)
 1953 Chuck Bednarik, LB (AP, UP, NY), Bucko Kilroy, MG (UP, NY), Pete Pihos, E (AP, UP, NY), Lum Snyder, T (UP), Bobby Thompson, QB (NY), Norm Willey, DE (UP, NY), Frank Wydo, T (NY)
 1954 Chuck Bednarik, LB (AP, UP, SN, NY), Bucko Kilroy, MG (AP, UP, SN), Pete Pihos, E (AP, UP, SN, NY), Ken Snyder, T (AP, UP, NY), Norm Willey, DE (AP, UP, NY)
 1955 Chuck Bednarik, LB (AP, UP, NE, NY), Pete Pihos, E (AP, UP, NE, SN, NY), Wayne Robinson, LB (SN), Tom Scott, DE (SN), Lum Snyder, T (NE), Norm Willey, DE (UP)
 1956 Chuck Bednarik, LB (AP, UP, NE, NY), Tom Scott, DE (NE)

ALL-PRO SELECTIONS (Continued)

- 1957** Chuck Bednarik, LB (AP, UP, NE, NY)
- 1958** Pete Retzlaff, E (AP, UP, NE, NY)
- 1959** Tom Brookshier, DB (AP, UP, NE), Tommy McDonald, E (AP, UP)
- 1960** Chuck Bednarik, C and LB (AP, UP, NY), Tom Brookshier, CB (AP, UP, NE, NY), Don Burroughs, S (AP, NE, NY), Tommy McDonald, E (UP, NE, NY), Jess Richardson, DT (UP), Norm Van Brocklin, QB (AP, UP, NE, NY)
- 1961** Maxie Baughan, LB (UP, NY), Chuck Bednarik, C (UP), Don Burroughs, S (UP, NE, NY), Sonny Jurgensen, QB (AP, UP), Tommy McDonald, WR (UP, NE, NY), Leo Sugar, DE (UP)
- 1962** Don Burroughs, S (NE), Tommy McDonald, E (AP, NE)
- 1963** Tim Brown, RB (UP, NE, NY)
- 1964** Bob Brown, T (AP), Maxie Baughan, OLB (AP, NY), Pete Retzlaff, TE (AP, UP, NE, NY), Jim Ringo, C (AP, UP, NE, NY)
- 1965** Maxie Baughan, OLB (AP), Bob Brown, T (AP, NE, NY), Tim Brown, RB (AP, UP, NY), Pete Retzlaff, TE (AP, UP, NE, NY)
- 1966** Bob Brown, T (AP, UP, NE, FW, NY), Tim Brown, RB (NY), Pete Retzlaff, TE (NY), Jim Ringo, C (AP)
- 1967** Bob Brown, T (AP, UP)
- 1968** Bob Brown, T (FW, AP, UP, NE, NY, PW), Tom Woodeshick, RB (AP)
- 1969** Tom Woodeshick, RB (AP, UP, NY)
- 1971** Bill Bradley, S (AP, FW, PW)
- 1972** Bill Bradley, S (AP, FW, NE, PW), Harold Jackson, WR (AP, FW, NE)
- 1973** Bill Bradley, S (AP, FW, NE), Harold Carmichael, WR (AP, FW, NE, PW), Charle Young, TE (AP, FW, NE, PW)
- 1974** Bill Bergey, MLB (AP, FW, NE, PW), Charle Young, TE (AP, FW, NE)
- 1975** Bill Bergey, MLB (AP, NE), Charle Young, TE (AP, FW, NE, PW)
- 1976** Bill Bergey, MLB (AP, FW, NE)
- 1977** Bill Bergey, MLB (AP, FW, NE)
- 1978** Bill Bergey, MLB (AP, PW), Wilbert Montgomery, RB (AP)
- 1979** Harold Carmichael, WR (AP), Charlie Johnson, DT (NE), Wilbert Montgomery, RB (AP), Stan Walters, T (AP)
- 1980** Harold Carmichael, WR (NE), Charlie Johnson, DT (AP, NE), Randy Logan, S (AP, NE), Jerry Robinson, OLB (AP)
- 1981** Charlie Johnson, DT (AP), Jerry Robinson, OLB (AP, FW), Roynell Young, CB (AP, NE)
- 1983** Mike Quick, WR (AP, NE, PW), Jerry Robinson, ILB (NE)
- 1984** Wes Hopkins, S (NE)
- 1985** Wes Hopkins, S (AP, FW, NE, SN), Mike Quick, WR (AP, NE, SN)
- 1986** Reggie White, DT (AP, WA, NE)
- 1987** Mike Quick, WR (NE), Reggie White, DE (AP, FW, NE, SN, PW)
- 1988** Randall Cunningham, QB (AP), Keith Jackson, TE (AP, FW, NE, SN, PW), Reggie White, DE (AP, FW, NE, SN, PW)
- 1989** Eric Allen, CB (AP, NE, PW), Jerome Brown, DT (NE), Keith Jackson, TE (AP, FW, SN), Reggie White, DE (AP, FW, NE, PW)
- 1990** Jerome Brown, DT (AP), Randall Cunningham, QB (FW, PW), Byron Evans, ILB (NE), Keith Jackson, TE (AP, FW, NE, SN, PW), Reggie White, DE (AP, FW, NE, PW)
- 1991** Eric Allen, CB (AP, NE), Jerome Brown, DT (AP, FW, SN, PW), Seth Joyner, OLB (AP, FW, NE), Clyde Simmons, DE (AP, FW, SN, PW, NE), Reggie White, DE (AP, FW, SN, PW, NE)
- 1992** Randall Cunningham, QB (AP), Byron Evans, ILB (NE), Seth Joyner, OLB (AP, NE), Vai Sihakema, KR (NE), Clyde Simmons, DE (AP), Reggie White, DE (AP, FW, NE)
- 1993** Eric Allen, CB (AP), Seth Joyner, OLB (FW)
- 1995** William Fuller, DE (AP), Andy Harmon, DT (AP), William Thomas, OLB (AP)
- 2000** Hugh Douglas, DE (AP, PW, SN), Jeremiah Trotter, LB (AP)

- 2001** David Akers, K (AP, PW, SN), Brian Dawkins, FS (AP, PW, SN), Corey Simon, DT (FD)
- 2002** David Akers, K (SN, CN, PW), Brian Dawkins, FS (AP, PW, SN, CN, UW), Hugh Douglas, DE (AP), Jermane Mayberry, G (AP, CN, PW), Bobby Taylor, CB (AP, PW), Tra Thomas, T (AP, SN, UW), Troy Vincent, CB (AP, CN)
- 2004** David Akers, K (AP, PW), Brian Dawkins, FS (AP, CN, SN, PW, FD), Michael Lewis, SS (FD, PW), Terrell Owens, WR (AP, CN, SN, FD, PW), Ike Reese, ST/LB (PW), Lito Sheppard, CB (AP, CN, FD, PW), Tra Thomas, T (PW)
- 2006** Shawn Andrews, G (AP, SN, UW), Brian Dawkins, FS (AP, UW)
- 2007** Brian Westbrook, RB (AP, UW, PW)
- 2008** Quintin Mikell, SS (AP)
- 2009** David Akers, K (AP, SN), Trent Cole, DE (AP), DeSean Jackson, PR (AP, SN, PW), Asante Samuel, CB (AP), Leonard Weaver, FB (AP)
- 2010** David Akers, K (AP, SN), Quintin Mikell, SS (AP), Jason Peters, T (AP), Asante Samuel, CB (PW, SN)
- 2011** Jason Babin, DE (AP, SN), LeSean McCoy, RB (AP, SN, PW), Jason Peters, T (AP, SN, PW)
- 2013** Evan Mathis, G (AP, PFWA), LeSean McCoy, RB (AP, PFWA), Jason Peters, T (AP)
- 2014** Connor Barwin, LB (AP), Fletcher Cox, DE (AP), Jason Peters, T (AP), Darren Sproles, KR (AP, PFWA)
- 2015** Fletcher Cox, DE (AP), Darren Sproles, KR (PFWA, SN)
- 2016** Brandon Graham, DE (AP)
- 2017** Fletcher Cox, DT (AP, PFWA, SN), Lane Johnson, T (AP, PFWA), Jason Kelce, C (AP, PFWA), Carson Wentz, QB (AP)
- 2018** Fletcher Cox, DT (AP, PFWA, SN), Zach Ertz, TE (SN), Jason Kelce, C (AP, PFWA, SN)
- 2019** Jason Kelce, C (AP, SN, PFWA)

AP - Associated Press, **CBS** - CBS Radio, **CN** - Chicago Daily News, **EY** - Collyer's Eye and The Baseball World Magazine, **FD** - Football Digest, **FW** - Professional Football Writers of America, **GB** - Green Bay Press-Gazette, **HA** - Chicago Herald-American, **HF** - Pro Football Hall of Fame, **IN** - International News Service, **KC** - Kansas City 101 Awards, **MX** - Maxwell Club of Philadelphia, **NE** - Newspaper Enterprise Association, **NY** - New York Daily News, **OF** - Official NFL Team, **PF** - Pro Football Illustrated, **PW** - Pro Football Weekly (1992-2012, choices combined with Pro Football Writers of America), **PFWA** - Pro Football Writers of America, **SN** - Sporting News, **UP** - United Press and United Press International, **CN** - College and Pro Football Weekly, **UW** - USA Today Sports Weekly

PRO BOWL SELECTIONS



PRO BOWL SELECTIONS

- 1951** G Walt Barnes, LB Chuck Bednarik, E John Green, E Pete Pihos, T Al Wistert
- 1952** LB Chuck Bednarik, DB Russ Craft, T Mike Jarmoluk, E Pete Pihos
- 1953** LB Chuck Bednarik, DB Russ Craft, T Frank Kilroy, E Pete Pihos
- 1954** LB Chuck Bednarik, C Ken Farragut, T Frank Kilroy, E Pete Pihos, T Lum Snyder, QB Bobby Thomason
- 1955** LB Chuck Bednarik, QB Adrian Burk, T Frank Kilroy, E Pete Pihos, LB Wayne Robinson, T Norman Willey, E Norman Willey
- 1956** QB Adrian Burk, E Pete Pihos, LB Wayne Robinson, QB Bobby Thomason, T Jim Weatherall, E Norman Willey
- 1957** LB Chuck Bednarik, T Buck Lansford, QB Bobby Thomason, T Jim Weatherall
- 1958** FB Bill Barnes, LB Chuck Bednarik, S Jerry Norton, E Tom Scott
- 1959** FB Bill Barnes, WR Tommy McDonald, S Jerry Norton, E Pete Retzlaff, E Tom Scott, QB Norman Van Brocklin
- 1960** FB Bill Barnes, CB Tom Brookshier, T Marion Campbell, WR Tommy McDonald, T Jess Richardson, QB Norman Van Brocklin
- 1961** LB Maxie Baughan, LB Chuck Bednarik, CB Tom Brookshier, T Marion Campbell, WR Tommy McDonald, E Pete Retzlaff, QB Norman Van Brocklin, E/K Bobby Walston
- 1962** LB Maxie Baughan, HB Ted Dean, QB Sonny Jurgensen (DNP/INJ), WR Tommy McDonald, T J. D. Smith (DNP/INJ), E/K Bobby Walston
- 1963** HB Tim Brown, WR Tommy McDonald
- 1964** LB Maxie Baughan, HB Tim Brown, E Pete Retzlaff
- 1965** K Sam Baker, LB Maxie Baughan, DB Irv Cross, DT Floyd Peters, E Pete Retzlaff, C Jim Ringo
- 1966** LB Maxie Baughan, T Bob Brown, HB Tim Brown, DB Irv Cross, E Pete Retzlaff, C Jim Ringo, QB Norman Snead
- 1967** T Bob Brown, DT Floyd Peters
- 1968** DT Floyd Peters, C Jim Ringo
- 1969** K Sam Baker, T Bob Brown, RB Tom Woodeshick
- 1970** WR Harold Jackson, LB Dave Lloyd, LB Tim Rossovich
- 1972** FS Bill Bradley
- 1973** FS Bill Bradley, WR Harold Jackson
- 1974** FS Bill Bradley, WR Harold Carmichael, QB Roman Gabriel, TE Charle Young
- 1975** LB Bill Bergey, TE Charle Young
- 1976** QB Mike Boryla, TE Charle Young
- 1977** LB Bill Bergey
- 1978** LB Bill Bergey
- 1979** LB Bill Bergey, WR Harold Carmichael, RB Wilbert Montgomery, T Stan Walters
- 1980** WR Harold Carmichael, KR Wally Henry, NT Charlie Johnson, S Randy Logan, RB Wilbert Montgomery, T Jerry Sisemore, T Stan Walters
- 1981** WR Harold Carmichael, QB Ron Jaworski, NT Charlie Johnson, S Randy Logan
- 1982** NT Charlie Johnson, LB Frank LeMaster, LB Jerry Robinson, T Jerry Sisemore, CB Roynell Young
- 1983** DE Dennis Harrison
- 1984** WR Mike Quick
- 1985** WR Mike Quick
- 1986** FS Wes Hopkins, WR Mike Quick
- 1987** WR Mike Quick, DE Reggie White
- 1988** WR Mike Quick, DE Reggie White
- 1989** QB Randall Cunningham, TE Keith Jackson, DE Reggie White
- 1990** CB Eric Allen, QB Randall Cunningham, TE Keith Jackson, DE Reggie White

- 1991** DT Jerome Brown, QB Randall Cunningham, TE Keith Jackson, DE Reggie White
- 1992** CB Eric Allen, DT Jerome Brown, LB Seth Joyner, DE Clyde Simmons, DE Reggie White
- 1993** CB Eric Allen, WR Fred Barnett, DE Clyde Simmons, DE Reggie White
- 1994** CB Eric Allen, LB Seth Joyner
- 1995** CB Eric Allen, DE William Fuller
- 1996** DE William Fuller, LB William Thomas, RB Ricky Watters
- 1997** WR Irving Fryar, DE William Fuller, LB William Thomas, RB Ricky Watters
- 1998** WR Irving Fryar
- 2000** FS Brian Dawkins, CB Troy Vincent
- 2001** DE Hugh Douglas, TE Chad Lewis, QB Donovan McNabb, LB Jeremiah Trotter, CB Troy Vincent
- 2002** K David Akers, FS Brian Dawkins, DE Hugh Douglas, TE Chad Lewis, QB Donovan McNabb, T Tra Thomas, LB Jeremiah Trotter, CB Troy Vincent (DNP/INJ)
- 2003** K David Akers, FS Brian Dawkins, DE Hugh Douglas, TE Chad Lewis, G Jermaine Mayberry, QB Donovan McNabb, T Jon Runyan, CB Bobby Taylor, T Tra Thomas, CB Troy Vincent
- 2004** QB Donovan McNabb (DNP/INJ), DT Corey Simon, CB Troy Vincent
- 2005** K David Akers, FS Brian Dawkins, SS Michael Lewis, QB Donovan McNabb, WR Terrell Owens (DNP/INJ), ST/LB Ike Reese, CB Lito Sheppard, T Tra Thomas (DNP/INJ), LB Jeremiah Trotter, RB Brian Westbrook
- 2006** LS Mike Bartrum, FS Brian Dawkins, LB Jeremiah Trotter
- 2007** RG Shawn Andrews (DNP/INJ), FS Brian Dawkins (DNP), CB Lito Sheppard (DNP/INJ)
- 2008** RG Shawn Andrews, DE Trent Cole, RB Brian Westbrook
- 2009** FS Brian Dawkins, CB Asante Samuel (DNP)
- 2010** K David Akers, DE Trent Cole, LS Jon Dorenbos, WR/KR DeSean Jackson, QB Donovan McNabb, S Quintin Mikell, T Jason Peters, CB Asante Samuel, FB Leonard Weaver (note: Jackson was selected as both a WR and PR)
- 2011** K David Akers, WR DeSean Jackson (DNP/INJ), T Jason Peters (DNP/INJ), CB Asante Samuel (DNP/INJ), QB Michael Vick
- 2012** DE Jason Babin, RB LeSean McCoy, T Jason Peters
- 2014** QB Nick Foles, WR DeSean Jackson, G Evan Mathis, RB LeSean McCoy, T Jason Peters (DNP/INJ)
- 2015** LB Connor Barwin, LS Jon Dorenbos, C Jason Kelce, WR Jeremy Maclin (DNP), G Evan Mathis, RB LeSean McCoy (DNP), K Cody Parkey, T Jason Peters (DNP), RS Darren Sproles
- 2016** DE Fletcher Cox, S Malcolm Jenkins, T Jason Peters (DNP), RS Darren Sproles
- 2017** DT Fletcher Cox, C Jason Kelce, T Jason Peters (DNP), RB Darren Sproles
- 2018** G Brandon Brooks, DT Fletcher Cox, TE Zach Ertz, S Malcolm Jenkins, T Lane Johnson, QB Carson Wentz (All DNP due to Super Bowl LII)
- 2019** G Brandon Brooks (DNP), DT Fletcher Cox (DNP), TE Zach Ertz (DNP), S Malcolm Jenkins, T Lane Johnson
- 2020** G Brandon Brooks, DT Fletcher Cox, TE Zach Ertz, C Jason Kelce, LS Rick Lovato, T Lane Johnson
- 2021** DE Brandon Graham, DT Fletcher Cox, C Jason Kelce

PRO BOWL GAME MVPs

- 1954** LB Chuck Bednarik
- 1967** DT Floyd Peters (Lineman of the Game)
- 1987** DE Reggie White
- 1989** QB Randall Cunningham
- 2014** QB Nick Foles

PRO BOWL SELECTIONS



MOST PRO BOWL SELECTIONS

Rk	Player	Total	Pro Bowl Years
1.	Chuck Bednarik (LB)	8	1951-55, '57-58, '61
2t.	Jason Peters (T)	7	2010-12, '14-17
	Brian Dawkins (FS)	7	2000, '02-03, '05-07, '09
	Reggie White (DE)	7	1987-93
5t.	Fletcher Cox (DT)	6	2016-21
	Donovan McNabb (QB)	6	2001-05, '10
	Pete Pihos (E)	6	1951-56
8t.	David Akers (K)	5	2002-03, '05, '10-11
	Troy Vincent (CB)	5	2000-04
	Eric Allen (CB)	5	1990, '92-95
	Mike Quick (WR)	5	1984-88
	Maxie Baughan (LB)	5	1961-62, '64-66
	Pete Retzlaff (TE)	5	1959, '61, '64-66
	Tommy McDonald (FL)	5	1959-63
15t.	Jason Kelce (C)	4	2015, '17, '20-21
	Jeremiah Trotter (LB)	4	2001-02, '05-06
	Harold Carmichael (WR)	4	1974, '79-81
	Bill Bergey (LB)	4	1975, '77-79

MOST CONSECUTIVE PRO BOWLS

Rk	Player	Total	Pro Bowl Years
1.	Reggie White (DE)	7	1987-93
2t.	Fletcher Cox (DT)	6	2016-21
	Pete Pihos (E)	6	1951-56
4t.	Donovan McNabb (QB)	5	2001-05
	Troy Vincent	5	2000-04
	Mike Quick (WR)	5	1984-88
	Tommy McDonald (FL)	5	1959-63
	Chuck Bednarik (C/LB)	5	1951-55
9t.	Jason Peters (T)	4	2014-17
	Eric Allen (CB)	4	1992-95

MOST PRO BOWL SELECTIONS BY POSITION

QUARTERBACK

Rk	Player	Total
1.	Donovan McNabb.....	6
2t.	Randall Cunningham.....	3
	Norm Van Brocklin.....	3
	Bobby Thomason.....	3

RUNNING BACK

Rk	Player	Total
1t.	LeSean McCoy.....	3
	Timmy Brown.....	3
	Bill Barnes.....	3
4t.	Several players tied.....	2

FULLBACK

Rk	Player	Total
1.	Bill Barnes.....	3
2.	Leonard Weaver.....	1

WIDE RECEIVER

Rk	Player	Total
1.	Pete Pihos.....	6
2t.	Mike Quick.....	5
	Pete Retzlaff.....	5
	Tommy McDonald.....	5
5.	Harold Carmichael.....	4

TIGHT END

Rk	Player	Total
1t.	Zach Ertz.....	3
	Chad Lewis.....	3
	Keith Jackson.....	3
	Charle Young.....	3

OFFENSIVE TACKLE

Rk	Player	Total
1.	Jason Peters.....	7
2t.	Lane Johnson.....	3
	Tra Thomas.....	3
	Bob Brown.....	3
	Frank "Bucko" Kilroy.....	3

GUARD

Rk	Player	Total
1.	Brandon Brooks.....	3
2t.	Evan Mathis.....	2
	Shawn Andrews.....	2

CENTER

Rk	Player	Total
1.	Jason Kelce.....	4
2.	Jim Ringo.....	3

DEFENSIVE END

Rk	Player	Total
1.	Reggie White.....	7
2t.	Hugh Douglas.....	3
	William Fuller.....	3
4t.	Several players tied.....	2

DEFENSIVE TACKLE

Rk	Player	Total
1.	Fletcher Cox.....	6
2t.	Charlie Johnson.....	3
	Floyd Petres.....	3
4.	Jerome Brown.....	2

LINEBACKER

Rk	Player	Total
1.	Chuck Bednarik.....	8
2.	Maxie Baughan.....	5
3t.	Jeremiah Trotter.....	4
	Bill Bergey.....	4
5.	Several players tied.....	2

CORNERBACK

Rk	Player	Total
1t.	Troy Vincent.....	5
	Eric Allen.....	5
3.	Asante Samuel.....	3
4t.	Several players tied.....	2

SAFETY

Rk	Player	Total
1.	Brian Dawkins.....	7
2t.	Malcolm Jenkins.....	3
	Bill Bradley.....	3
4t.	Several players tied.....	2

KICKER/PUNTER

Rk	Player	Total
1.	David Akers.....	5
2t.	Sam Baker.....	2
	Bobby Walston.....	2

SPECIAL TEAMS

Rk	Player	Total
1t.	Darren Sproles (RS).....	2
	Jon Dorenbos (LS).....	2
3t.	Several players tied.....	1

WEEKLY & MONTHLY HONORS



1984								
Ken Clarke	Defensive POW	10/14	vs. Ind.					
1985								
Wes Hopkins	Defensive POW	9/22	at Wash.					
Ron Jaworski	Offensive POW	10/20	vs. Dal.					
1986								
Garry Cobb	Defensive POW	10/05	at Atl.					
Andre Waters	Defensive POW	11/30	at LA Raid.					
Reggie White	Defensive POW	12/14	at Dal.					
1987								
Clyde Simmons	Defensive POW	11/1	at StL.					
Randall Cunningham	Offensive POW	11/8	vs. Wash.					
1988								
Clyde Simmons	Defensive POW	10/2	vs. Hou.					
Randall Cunningham	Offensive POW	10/10	vs. NYG					
Jerome Brown	Defensive POW	11/6	vs. Rams					
Reggie White	Defensive POW	12/18	at Dal.					
Randall Cunningham	Offensive POM	Nov.						
Reggie White	Defensive POM	Dec.						
1989								
Randall Cunningham	Offensive POW	9/17	at Wash.					
Jerome Brown	Defensive POW	10/15	at Phx.					
1990								
Randall Cunningham	Offensive POW	12/16	vs. GB					
Randall Cunningham	Offensive POM	Nov.						
1991								
Reggie White	Defensive POW	9/01	at GB					
Jim McMahon	Offensive POW	9/01	at GB					
Clyde Simmons	Defensive POW	9/15	at Dal.					
Seth Joyner	Defensive POW	12/2	at Hou.					
1992								
Herschel Walker	Offensive POW	10/5	vs. Dal.					
Seth Joyner	Defensive POW	10/25	vs. Phx.					
Seth Joyner	Defensive POW	12/20	vs. Wash.					
Randall Cunningham	Offensive POM	Sept.						
1993								
Calvin Williams	Offensive POW	9/19	vs. Wash.					
Eric Allen	Defensive POW	10/3	at NYJ					
Eric Allen	Defensive POW	1/3/94	at SF					
Randall Cunningham	Offensive POM	Sept.						
1994								
Charlie Garner	Offensive POW	10/2	at SF					
1995								
Gary Anderson	Special Teams POW	10/1	at NO					
Andy Harmon	Defensive POW	10/8	vs. Wash.					
Mike Mamula	Defensive POW	11/19	vs. NYG					
Bobby Taylor	Defensive POW	12/10	vs. Dal.					
William Thomas	Defensive POW	12/17	vs. Arz.					
William Fuller	Defensive POM	Dec.						
1996								
Ricky Waters	Offensive POW	9/15	vs. Det.					
Derrick Witherspoon	Special Teams POW	9/22	at Atl.					
William Thomas	Defensive POW	10/13	at NYG					
Irving Fryar	Offensive POW	10/20	vs. Mia.					
Ray Farmer	Defensive POW	10/13	vs. NYG					
William Fuller	Defensive POW	12/22	vs. Arz.					
William Fuller	Defensive POM	Dec.						
1997								
Ricky Watters	Offensive POW	10/5	vs. Wash.					
Rhett Hall	Defensive POW	10/26	vs. Dal.					
Bobby Hoying	Offensive POW	11/30	vs. Cin.					
1998								
Hugh Douglas	Defensive POM	Oct.						
1999								
Allen Rossum	Special Teams POW	11/14	vs. Wash.					
Mike Mamula	Defensive POW	12/19	vs. NE					
2000								
Duce Staley	Offensive POW	9/3	at Dal.					
Brian Mitchell	Special Teams POW	9/24	at NO					
Brian Mitchell	Prime Time Award	10/1	vs. Atl.					
David Akers	Special Teams POW	10/15	at Arz.					
David Akers	Special Teams POW	11/12	at Pit.					
Donovan McNabb	Offensive POW	11/26	at Wash.					
Donovan McNabb	Offensive POW	12/10	at Cle.					
Hugh Douglas	Defensive POW	12/31	TB					
	(NFC Wild Card game)							
Hugh Douglas	Defensive POM	Sept.						
David Akers	Special Teams POM	Nov.						
Corey Simon	Defensive ROM	Nov.						
Jeremiah Trotter	Defensive POM	Dec.						
2001								
Sean Landeta	Special Teams POW	9/23	at Sea.					
David Akers	Special Teams POW	9/30	vs. Dal.					
Brian Mitchell	Special Teams POW	11/4	at Arz.					
Sean Landeta	Special Teams POW	12/9	vs. SD					
Damon Moore	Defensive POW	1/12/02	vs. TB					
	(NFC Wild Card game)							
Donovan McNabb	Offensive POW	1/19/02	at Chi.					
	(NFC Divisional Playoff game)							
2002								
Donovan McNabb	Offensive POW	9/22	vs. Dal.					
Brian Dawkins	Defensive POW	9/29	vs. Hou.					
Brian Mitchell	Special Teams POW	11/25	at SF					
N.D. Kalu	Defensive POW	12/1	vs. StL					
Bobby Taylor	Defensive POW	1/11/03	vs. Atl.					
	(NFC Divisional Playoff game)							
Donovan McNabb	Offensive POM	Sept.						
2003								
David Akers	Special Teams POW	9/28	at Buf.					
Brian Westbrook	Special Teams POW	10/19	at NYG					
Donovan McNabb	Offensive POW	11/16	vs. NYG					
David Akers	Special Teams POW	11/30	at Car.					
Donovan McNabb	Offensive POW	1/11/04	vs. GB					
	(NFC Divisional Playoff game)							

WEEKLY & MONTHLY HONORS



Mark Simoneau Defensive POM Oct.
Donovan McNabb Offensive POM Nov.

2004

David Akers Special Teams POW 10/3 at Chi.
Lito Sheppard Defensive POW 10/17 vs. Car.
Jevon Kearse Special Teams POW 11/28 at NYG
Donovan McNabb Offensive POW 12/5 vs. GB
Sheldon Brown Defensive POW 12/19 vs. Dal.
Donovan McNabb Offensive POW 1/16/05 vs. Min.
(NFC Divisional Playoff game)
Derrick Burgess Defensive POW 1/23/05 vs. Atl.
(NFC Championship game)
Donovan McNabb Offensive POM Sept.
Lito Sheppard Defensive POM Oct.

2005

Jeremiah Trotter Defensive POW 10/23 vs. SD
David Akers Special Teams POW 11/27 vs. GB
Donovan McNabb Offensive POM Sept.
Trent Cole Defensive ROM Nov.

2006

Lito Sheppard Defensive POW 10/8 vs. Dal.
Brian Dawkins Defensive POW 12/17 at NYG
Brian Dawkins Defensive POM Dec.

2007

Brian Westbrook Offensive POW 9/23 vs. Det.
Trent Cole Defensive POW 10/28 at Min.
Lito Sheppard Defensive POW 12/16 at Dal.
David Akers Special Teams POM Oct.

2008

Brian Dawkins Defensive POW 9/21 vs. Pit.
Brian Westbrook Offensive POW 11/27 vs. Arz.
Chris Clemons Defensive POW 12/28 vs. Dal.
Sav Rocca Special Teams POM Sept.
Brian Dawkins Defensive POM Dec.

2009

DeSean Jackson Special Teams POW 9/13 at Car.
Kevin Kolb Offensive POW 9/27 vs. KC
DeSean Jackson Offensive POW 10/26 at Wash
DeSean Jackson Special Teams POW 12/13 at NYG
DeSean Jackson Special Teams POM Sept.
David Akers Special Teams POM Nov.
DeSean Jackson Special Teams POM Dec.

2010

Kevin Kolb Offensive POW 10/17 vs. Atl.
Michael Vick Offensive POW 11/7 vs. Ind.
Michael Vick Offensive POW 11/15 at Was.
DeSean Jackson Offensive POW 12/12 at Dal.
Michael Vick Offensive POW 12/19 at NYG
Michael Vick Offensive POM Sept.
Nate Allen Defensive ROM Sept.
David Akers Special Teams POM Nov.

2011

Kurt Coleman Defensive POW 10/16 at Was.
LeSean McCoy Offensive POW 10/30 vs. Dal.

2013

DeSean Jackson Offensive POW 10/6 at NYG
Nick Foles Offensive POW 10/13 at TB
Nick Foles Offensive POW 11/3 at Oak
Donnie Jones Special Teams POW 11/17 vs. Was.
Donnie Jones Special Teams POW 12/1 vs. Arz.
LeSean McCoy Offensive POW 12/22 vs. Chi.
Nick Foles Offensive POM Nov.
LeSean McCoy Offensive POM Dec.

2014

Darren Sproles Offensive POW 9/15 at Ind.
Darren Sproles Special Teams POW 9/28 at SF
Jeremy Maclin Offensive POW 11/2 at Hou.
Darren Sproles Special Teams POW 11/10 vs. Car.
Josh Huff Special Teams POW 11/23 vs. Ten.
Connor Barwin Defensive POM Nov.

2015

Darren Sproles Special Teams POW 9/27 at NYJ
Fletcher Cox Defensive POW 10/11 vs. NO
Malcolm Jenkins Defensive POW 12/6 at NE

2016

Carson Wentz Offensive POW 9/25 vs. Pit.
Carson Wentz Offensive ROM Sept.
Fletcher Cox Defensive POM Sept.
Josh Huff Special Teams POW 10/23 vs. Min.
Malcolm Jenkins Defensive POW 12/22 vs. NYG

2017

Jake Elliott Special Teams POW 9/24 vs. NYG
Kenjon Barner Special Teams POW 10/8 vs. Ari.
Carson Wentz Offensive POW 10/23 vs. Was.
Jalen Mills Defensive POW 10/29 vs. SF
Carson Wentz Offensive POM Oct.

2018

Nick Foles Offensive POW 12/23 vs. Hou.
Fletcher Cox Defensive POW 12/30 at Was.

2019

Boston Scott Offensive POW 12/29 at NYG

ED BLOCK COURAGE AWARD

2020 - Joe Ostman, **2019** - Brandon Brooks, **2018** - Carson Wentz, **2017** - Joe Walker, **2016** - Nolan Carroll, **2015** - Fletcher Cox, **2014** - Jeremy Maclin, **2013** - Jason Kelce, **2012** - Colt Anderson, **2011** - Mike Patterson, **2010** - Jason Avant, **2009** - Michael Vick, **2008** - Jon Dorenbos, **2007** - Montae Reagor, **2006** - Jerome McDougale, **2005** - Chad Lewis, **2004** - Derrick Burgess, **2003** - Correll Buckhalter, **2002** - Shawn Barber, **2001** - Duce Staley and Tommy Brasher, **2000** - Cecil Martin, **1999** - Mike Mamula, **1998** - Bobby Taylor, **1997** - Rhett Hall, **1996** - Kevin Turner, **1995** - Charlie Garner, **1994** - Fred Barnett, **1993** - Andre Waters, **1992** - Jerome Brown, **1991** - David Alexander, **1990** - Ron Solt, **1989** - Mike Quick, **1988** - Wes Hopkins, **1987** - Gerry Feehery, **1986** - Jody Schultz, **1985** - Ron Jaworski, **1984** - John Spagnola



5 | DONOVAN MCNABB

Selected by the Eagles with the second-overall pick of the 1999 NFL Draft, McNabb served as the field general during one of the most successful eras of Eagles football, leading the team to five NFC East division championships, five NFC Championship games and an appearance in Super Bowl XXXIX. The winningest quarterback in team history, McNabb finished his career as the franchise's all-time leader in pass attempts (4,746), completions (2,801), yards (32,873) and touchdowns (216).

15 | STEVE VAN BUREN

The Eagles first round draft choice (5th overall) out of LSU in 1944, Van Buren signed his first contract (\$4,000) with a team that had never finished above 4th place. Three straight division titles and back-to-back NFL Championships (1948 & 1949) cemented his place as one of the most talented backs ever.

20 | BRIAN DAWKINS

An eight-time Pro Bowler, Dawkins was the unquestioned leader of the Eagles defense for 13 seasons and finished his Eagles career in 2008 as the franchise's all-time leader in games played (183) and interceptions (34). A second round pick out of Clemson in 1996, Dawkins was recognized as a member of the NFL's All-Decade Team of the 2000s, was voted the starting safety on the Eagles 75th Anniversary Team by the fans and was a five-time All-Pro selection.

40 | TOM BROOKSHIER

Originally a 10th-round pick from Colorado, Brookshier made an immediate impact with 8 interceptions in his rookie season of 1953. Then, after a two-year stint in the Air Force, the defensive back returned to the Eagles and twice earned all-pro honors - first in 1959, and again in 1960 as a member of the NFL championship team. In all he spent seven seasons with the Eagles and collected 20 interceptions.

44 | PETE RETZLAFF

Acquired off waivers from Detroit in 1956, Retzlaff converted from full-back to tight end and went on to earn Pro Bowl honors 5 times. He finished his career as the club's all-time leader in receptions (452) and yards (7,412). A 22nd round draft pick of the Lions in 1953, he scored 47 TDs in his career. Instrumental in founding the NFL Player's Association, he served as the Eagles general manager from 1969-72.

60 | CHUCK BEDNARIK

Bednarik played in 253 games during his illustrious 14-year career and also played in a team record 8 Pro Bowls. Although the Eagles won the NFL championship in 1949, his rookie year, his star shined brightest in 1960 when he played every minute at both center and linebacker during the NFL Championship victory over Green Bay.

70 | AL WISTERT

During his nine-year career in Philadelphia, Wistert played in 95 games and earned NFL All Pro honors an amazing eight times as a dominant force on the Eagles offensive line. Wistert was a member of the Eagles back-to-back NFL championship teams in 1948-49 and played in the first-ever Pro Bowl in 1951.

92 | REGGIE WHITE

White is the club's all-time leader in sacks with 124 in just 121 games, including a team-record 21 in 1987. White earned seven Pro Bowl appearances during his eight-year stint with the Eagles and earned NFL Defensive Player of the Year honors in 1987 and 1991. He was named to the NFL's All-Decade Teams of the 1980 and 1990s, the 75th Anniversary Team, and was voted first-team All-Pro 10 times in his 15-year career.

99 | JEROME BROWN

A 1st round draft pick out of Miami in 1987, Brown will be remembered as a key figure on the Eagles legendary 1991 defense. A two-time Pro Bowl selection, Brown's life was cut short at the age of 27 in a tragic auto accident on June 25, 1992, in his hometown of Brooksville, FL.






DAVID AKERS

KICKER

Eagles Career: 1999-2010
Eagles Hall of Fame Inductee: 2017

Recognized as the greatest kicker in franchise history, Akers earned five Pro Bowl nods as an Eagle and established regular-season and postseason team records in points (1,323; 134) and field goals made (294; 31). During his time in Philadelphia, Akers ranked 2nd in the NFL in points and field goals made. His recognition as one of the league's best kickers earned him a spot on the NFL's All-Decade Team of the 2000s.




ERIC ALLEN

CORNERBACK

Eagles Career: 1988-94
Eagles Hall of Fame Inductee: 2011

A second-round draft choice of the Eagles in 1988, Allen played seven seasons in Philadelphia, earning five Pro Bowl and three All-Pro selections. He is tied for the Eagles all-time record with 34 interceptions. Allen also holds the team mark with five interception return touchdowns, including an NFL record four in 1993. A native of San Diego, CA (born 11/22/65), Allen played collegiately at Arizona State. He went on to play for the New Orleans and Oakland. He finished his career with 54 interceptions and nine total touchdowns.




MAXIE BAUGHAN

LINEBACKER

Eagles Career: 1960-65
Eagles Hall of Fame Inductee: 2015

The 20th overall selection in the 1960 NFL Draft, Baughan spent his first six seasons in Philadelphia, earning five Pro Bowl nods during that span. As a rookie, he played a key role on the 1960 NFL Championship team, starting in every game and achieving All-Pro and Pro Bowl honors. Baughan was a nine-time Pro Bowler and a four-time All-Pro selection, totaling 18 interceptions and 10 fumble recoveries during his 12-year career with the Eagles, Rams and Washington. He was born on August 3, 1938 in Forkland, AL.



CHUCK BEDNARIK

CENTER/LINEBACKER

Eagles Career: 1949-62
Eagles Hall of Fame Inductee: 1987
Pro Football Hall of Fame Inductee: 1967

"Concrete Charley" played in 253 games during his illustrious 14-year career. He also played in a team record 8 Pro Bowls. Although the Eagles won the NFL championship in 1949, his rookie year, his star shined brightest in 1960 when he played every minute at both center and linebacker during the NFL Championship victory over Green Bay. Born May 1, 1925, in Bethlehem, PA, he was an All-America selection at Pennsylvania in 1948 before being selected with the first overall draft choice by the Eagles in 1949.




BERT BELL

OWNER

Eagles Career: 1933-40
Eagles Hall of Fame Inductee: 1987
Pro Football Hall of Fame Inductee: 1963

As the first owner of the Eagles (1933-40), co-owner of the Steelers (1941-46), and NFL commissioner (1946-59), Bell instituted the college draft and implemented TV policies, including the home game blackouts. In 1933, he moved the Frankford Yellowjackets to Philadelphia and re-named them the Eagles. In 1946, he moved the NFL office from Chicago to Bala Cynwyd, PA. Bell played and coached at Pennsylvania and led the Quakers to the Rose Bowl in 1916. A founder of the Maxwell Football Club, Bell was born February 25, 1895, in Philadelphia.



BILL BERGEY

MIDDLE LINEBACKER

Eagles Career: 1974-80
Eagles Hall of Fame Inductee: 1988

After coming to the Eagles in a 1974 trade with Cincinnati (in exchange for Philadelphia's first round picks in 1977 & '78 as well as a second round pick in '78), Bergey recorded nearly 1,200 tackles in seven seasons as an Eagle. He was a key factor in the Eagles rise to the 1980 NFC Championship and a berth in Super Bowl XV. His play also earned him Eagles MVP status 3 times and trips to the Pro Bowl on 4 occasions. He was born February 9, 1945 in South Dayton, NY.




BILL BRADLEY

FREE SAFETY

Eagles Career: 1969-76
Eagles Hall of Fame Inductee: 1993

Bradley played 8 years (1969-76) with the Eagles as a defensive back, punter, and returner. A three-time Pro Bowler, he is tied for the team's all-time lead in interceptions (34) and became the first player in NFL history to lead the league in that category in consecutive seasons (1971 & 1972). A 3rd round draft choice from Texas in 1969, he also handled the punting duties for six of his eight years with the Eagles. He was born January 24, 1947 in Palestine, TX.




TOM BROOKSHIER

DEFENSIVE BACK

Eagles Career: 1953, 1956-61
Eagles Hall of Fame Inductee: 1989

Originally a 10th-round pick from Colorado, Brookshier made an immediate impact with 8 interceptions in his rookie season of 1953. Then, after a two-year stint in the Air Force, the defensive back returned to the Eagles and twice earned all-pro honors - first in 1959, and again in 1960 as a member of the NFL championship team. In all he spent seven seasons with the Eagles and collected 20 interceptions. Upon retiring as a player, he entered the broadcast booth on CBS's telecasts of NFL games.



BOB BROWN

TACKLE

Eagles Career: 1964-68
Eagles Hall of Fame Inductee: 2004
Pro Football Hall of Fame Inductee: 2004

A first round draft pick out of Nebraska in 1964 (2nd overall), Brown went on to earn an impressive five All-Pro selections and three Pro Bowl berths during his five-year tenure in Philadelphia. During his 10-year NFL career with the Eagles, Rams and Raiders, Brown earned All-NFL honors seven times, NFL/NFC offensive lineman of the year three times, and six Pro Bowl selections – three with Eagles, two with Rams, and one with Raiders. Brown was named to the NFL’s All-Decade team of the 1960’s. He was born December 8, 1941, in Cleveland, OH.



LEO CARLIN

EXECUTIVE

Eagles Career: 1960-2015
Eagles Hall of Fame Inductee: 2012

A pioneer in the sports ticketing industry and nominated for the Pro Football Hall of Fame in 2007, Carlin served as a member of the club for more than five decades. He originally joined the Eagles as a part-time ticket office employee in the 1960 NFL Championship season before joining the front office full-time in 1964. Carlin helped oversee the Eagles’ moves from Franklin Field to Veterans Stadium to Lincoln Financial Field, and also helped the Eagles become the first NFL team to merge ticketing with computer data processing. A graduate of St Joseph’s Prep and St. Joseph’s University, he is a veteran of the United States Marine Corps. Born in Atlantic City, NJ, on September 16, 1937, Carlin and his wife, Kay, have seven children



JEROME BROWN

DEFENSIVE TACKLE

Eagles Career: 1987-91
Eagles Hall of Fame Inductee: 1996

A two-time Pro Bowl selection, Brown’s life was cut short at the age of 27 in a tragic auto accident on June 25, 1992, in his hometown of Brooksville, FL. A 1st round draft pick out of Miami in 1987, Brown will be remembered as a key figure on the Eagles legendary 1991 defense - a unit that led the NFL in terms of fewest yards allowed overall, against the run, and vs. the pass. He capped that season by joining linemates Reggie White and Clyde Simmons as starters in the Pro Bowl. Brown was born February 4, 1965.




HAROLD CARMICHAEL

WIDE RECEIVER

Eagles Career: 1971-83
Eagles Hall of Fame Inductee: 1987
Pro Football Hall of Fame Inductee: 2020

A four-time Pro Bowler, the 6-8 Carmichael was not only one of the tallest receivers ever to play the game, he was one of the best. A 7th round pick out of Southern in 1971, he played 13 seasons with the Eagles before finishing his career with Dallas in 1984. He finished his career ranked sixth on the NFL’s all-time reception list with 590 and remains the Eagles career leader in terms of receptions (589), yards (8,978) and touchdowns (79). He was born on Sept. 22, 1949 in Jacksonville, FL, where he attended Raines HS.



TIMMY BROWN

RUNNING BACK

Eagles Career: 1960-67
Eagles Hall of Fame Inductee: 1990

Brown holds the club record for longest kickoff return with a 105 yarder in 1961. He also shares the NFL record for kickoff returns for TDs in a game with two vs. Dallas in 1966. A 27th round draft pick of Green Bay in 1959, Brown was signed by the Eagles as a free agent in 1960 and finished his Eagles career in 1967 as the 3rd leading rusher in club history in yards (3,703) and touchdowns (29). Brown was born May 24, 1937 in Knightstown, IN.




RANDALL CUNNINGHAM

QUARTERBACK

Eagles Career: 1985-95
Eagles Hall of Fame Inductee: 2009

Dubbed the “Ultimate Weapon” by Sports Illustrated, Cunningham was one of the most electrifying players in NFL history. He made numerous highlight-film plays with both his arm and his feet during his 11-year career in Philadelphia. A 2nd round draft pick from UNLV in 1995, he earned two NFL All Pro honors as well as three Pro Bowl selections during his tenure in Philadelphia. Cunningham threw for 22,877 yards and 150 touchdowns while rushing for 4,482 yards and 22 scores in 122 games as an Eagle. He is still the NFL’s all-time rushing leader as a quarterback with 4,928 yards. Cunningham finished his career with stints in Minnesota, Dallas and Baltimore. He was born on March 27, 1963 in Santa Barbara, CA.



OTHO DAVIS

HEAD TRAINER

Eagles Career: 1973-95

Eagles Hall of Fame Inductee: 1999

The Eagles head athletic trainer for 23 years, Davis was a five-time recipient of the National Athletic Trainers Association's "Professional Trainer of the Year" award. He also was a member of the Athletic Trainers Hall of Fame. From 1971-89, he was the executive director of the NATA, an organization whose national headquarters office building in Dallas is named in his honor. A native of Elgin, TX, Davis graduated from Lamar and earned his master's degree from Kent State. He died May, 2, 2000.



BILL HEWITT

END

Eagles Career: 1936-39, 1943

Eagles Hall of Fame Inductee: 1987

Pro Football Hall of Fame Inductee: 1971

Hewitt was the first player to be named All-NFL with two different teams - the Bears (1933, '34, '36) and Eagles (1937). Nicknamed "Stinky," Hewitt is known for pitching a lateral to Bill Karr for the touchdown that won the 1933 NFL Championship game for the Bears. He also was credited with inventing many trick plays. Hewitt, who played without a helmet until a rule change forced him to wear headgear, was born October 8, 1909, in Bay City, MI. He died in an automobile accident on January 14, 1947, at the age of 37.



BRIAN DAWKINS

SAFETY

Eagles Career: 1996-2008

Eagles Hall of Fame Inductee: 2012

Pro Football Hall of Fame Inductee: 2018

Nicknamed "Weapon X" for his ferocious and energetic style of play, Dawkins was the unquestioned leader of the Eagles defense for 13 seasons. An eight-time Pro Bowler, Dawkins finished his Eagles career in 2008 as the franchise's all-time leader in games played (183) and interceptions (34). A second round pick out of Clemson in 1996, Dawkins was recognized as a member of the NFL's All-Decade Team of the 2000s, was voted the starting safety on the Eagles 75th Anniversary Team by the fans and was a five-time All-Pro selection. A self-proclaimed "free-lance safety", he helped redefine the safety position, notching 26 sacks and 37 forced fumbles in his career, becoming one of five players in NFL history to record at least 30 interceptions and 20 sacks in a career. He was born on October 3, 1973 in Jacksonville, FL.



RON JAWORSKI

QUARTERBACK

Eagles Career: 1977-86

Eagles Hall of Fame Inductee: 1992

After coming to the Eagles in a 1977 trade with the LA Rams, Jaworski enjoyed a stellar 10-year career in Philadelphia. He set seven passing records, including career marks for completions (2,088), TDs (175), and yards (26,963). After leading the Eagles to the NFC title in 1980 and a berth in Super Bowl XV vs. the Raiders, the Youngstown State product earned a Pro Bowl selection and was named the NFL Player of the Year by UPI and the Maxwell Football Club. The durable Jaworski started 116 consecutive regular season games. Jaworski was born March 23, 1951 in Lackawanna, NY.



JIM GALLAGHER

EXECUTIVE

Eagles Career: 1949-95

Eagles Hall of Fame Inductee: 1995

An Eagles executive from 1949-95, Gallagher worked with 17 head coaches and for 12 owners, GMs, and team presidents. During that time, he saw the Eagles capture two NFL titles and one NFC crown. A graduate of Northeast Catholic HS and an Army veteran of the Korean War, he joined the Eagles in 1949 and was named personnel director in 1957. He went on to serve stints as director of public relations and director of sales and marketing before being named the club's director of alumni relations and traveling secretary in 1990. It was in that capacity that he served until retiring on August 1, 1995.




JIM JOHNSON

DEFENSIVE COORDINATOR

Eagles Career: 1999-2008

Eagles Hall of Fame Inductee: 2011

One of the most innovative and successful defensive masterminds in NFL history, Johnson served as the team's defensive coordinator from 1999 until his passing in 2009. His aggressive style kept Philadelphia at or near the top of the NFL in nearly every major defensive category during his tenure. During his 10-year stay in Philadelphia, the Eagles earned seven playoff berths, five trips to the NFC Championship game and one Super Bowl appearance (following the 2004 season). A native of Maywood, Illinois, Johnson (born 5/26/41) played quarterback at Missouri, and tight end for the Bills. He went on to coach at the collegiate and professional level for 42 years.



SETH JOYNER

LINEBACKER

Eagles Career: 1986-93
Eagles Hall of Fame Inductee: 2018

Seth Joyner, who was named NFL Defensive Player of the Year by *Sports Illustrated* in 1991, played linebacker for eight seasons in Philadelphia (1986-93), where he was a three-time All-Pro selection (1991-93) and two-time Pro Bowler (1991, 1993). Joyner is the only player in Eagles history to record at least 35 sacks and 15 INTs and is one of just two players in team history with 20 forced fumbles, joining Pro Football Hall of Fame inductee Brian Dawkins (32). Joyner was originally selected by the Eagles in the 8th round (208th overall) of the 1986 NFL Draft. In 120 games with the Eagles, he totaled 875 tackles, 37.0 sacks, 17 INTs, 21 FF, 8 FRs and 5 defensive TDs.



DONOVAN McNABB

QUARTERBACK

Eagles Career: 1999-2009
Eagles Hall of Fame Inductee: 2013

Selected by the Eagles with the second-overall pick of the 1999 NFL Draft, McNabb served as the field general during one of the most successful eras of Eagles football, leading the team to five NFC East division titles, five NFC Championship games and an appearance in Super Bowl XXXIX. The winningest quarterback in team history, McNabb finished his career as the franchise's all-time leader in pass attempts (4,746), completions (2,801), yards (32,873) and touchdowns (216). He also became one of just four players in NFL history to amass 30,000 passing yards, 200 TD passes, 3,000 rushing yards and 20 rushing touchdowns in his career. A six-time Pro Bowler, McNabb was selected as the starting quarterback on the Eagles 75th anniversary team in a vote by the fans.




SONNY JURGENSEN

QUARTERBACK

Eagles Career: 1957-63
Eagles Hall of Fame Inductee: 1987
Pro Football Hall of Fame Inductee: 1983

Despite spending the final 10 years of his career with Washington, Jurgensen is remembered as one of the best quarterbacks ever to wear an Eagles uniform. A 4th-round draft pick of the Eagles in 1957, Jurgensen backed up another Hall of Fame quarterback, Norm Van Brocklin, on the 1960 NFL Championship team. The following year the rifle-armed redhead took over as the starting signal caller and threw a then-club record 32 TD passes.



WILBERT MONTGOMERY

RUNNING BACK

Eagles Career: 1977-84
Eagles Hall of Fame Inductee: 1987

A 6th round pick out of Abilene Christian in 1977, Montgomery finished his Eagles career as the club's all-time rushing leader in terms of yards (6,538) and attempts (1,465). His 194-yard effort in the 1980 NFC Championship Game victory over Dallas, including a 42-yd. TD on the Eagles second offensive play from scrimmage, will never be forgotten. In all, Montgomery scored 58 career TDs as an Eagle. Montgomery played in the Pro Bowl following the 1978 and 1979 seasons. He was born September 16, 1954 in Greenville, MS.



OLLIE MATSON

HALFBACK

Eagles Career: 1964-66
Eagles Hall of Fame Inductee: 1987
Pro Football Hall of Fame Inductee: 1972

In his career with Chicago, Los Angeles, Detroit, and Philadelphia, Matson compiled some very impressive numbers – 12,844 combined net yards and 5,173 yards rushing. He was selected to five Pro Bowls and earned MVP honors for his effort in the 1956 Pro Bowl. Matson was traded to the Rams by the Chicago Cardinals for nine players in 1959. The speedy halfback was also a medal winner in track at the 1952 Olympics.



EARL "GREASY" NEALE

HEAD COACH

Eagles Career: 1941-50
Eagles Hall of Fame Inductee: 1987
Pro Football Hall of Fame Inductee: 1969

After coaching extensively on the collegiate level at Marietta, Washington and Jefferson (1922 Rose Bowl team), Virginia, and West Virginia, Neale broke into the NFL in 1941 and quickly turned the Eagles into contenders. He captured 3 straight Eastern Division crowns and back-to-back NFL championships in 1948 and 1949. He was recognized as a master of the T formation. From 1918-22, he was an outfielder with the Cincinnati Reds and the Philadelphia Phillies. Neale was born in Parkersburg, WV, on November 2, 1891.



TOMMY McDONALD

WIDE RECEIVER

Eagles Career: 1957-63
Eagles Hall of Fame Inductee: 1988
Pro Football Hall of Fame Inductee: 1998

"If I had 11 Tommy McDonald's on my team, I'd win a championship every year," Vince Lombardi once said. The 5-9, 176 pounder dazzled fans with acrobatic receptions for 12 seasons and finished his career ranked 6th all-time in receptions (495), 4th in yards (8410), and 2nd in TDs (84). In 1960, he registered 13 TDs for the NFL Champion Eagles. Born July 26, 1934, in Roy, NM, he starred at Oklahoma. As a senior, he won the Maxwell Award as the nation's top collegian.



PETE PIHOS
END

Eagles Career: 1947-55
Eagles Hall of Fame Inductee: 1987
Pro Football Hall of Fame Inductee: 1970


A member of the Eagles 1948 and 1949 championship teams, Pihos enjoyed a career that included six trips to the Pro Bowl and three straight seasons leading the NFL in receptions. He may best be remembered for his game-winning catch in the 1949 NFL Championship game vs. the Rams. A 3rd round draft choice by the Eagles out of Indiana in 1945, he caught 373 passes and 61 TDs during his career in Philadelphia. He was born on October 22, 1923 in Orlando, FL.



PETE RETZLAFF
END

Eagles Career: 1956-66
Eagles Hall of Fame Inductee: 1989

Acquired off waivers from Detroit in 1956, Retzlaff converted from full-back to tight end and went on to earn Pro Bowl honors 5 times. He finished his career as the club's all-time leader in receptions (452) and yards (7,412). A 22nd-round draft pick of the Lions in 1953, he scored 47 TDs in his career. In 1965, he earned the Washington Touchdown Club's Pro Football Player of the Year Award and the Maxwell Club's Bert Bell Award. Instrumental in founding the NFL Player's Association, he served as the Eagles general manager from 1969-72. Retzlaff was born August 21, 1931 in Ellendale, ND.



MIKE QUICK
WIDE RECEIVER

Eagles Career: 1982-90
Eagles Hall of Fame Inductee: 1995

One of the most graceful receivers ever to play the game, Quick became a fixture in the Pro Bowl, earning five consecutive trips to Hawaii from 1983-87. A former first round draft choice of the Eagles from North Carolina State in 1982, he etched his name into the team's record books, ranking among the club's all-time career and single-season receiving leaders in terms of catches (363), yards (6464), and TDs (61). He was born on May 14, 1959 in Hamlet, NC.



JIM RINGO
CENTER

Eagles Career: 1964-67
Eagles Hall of Fame Inductee: 1987
Pro Football Hall of Fame Inductee: 1981

Jim Ringo entered the NFL with the Packers in 1953 and capped his career with 10 Pro Bowl selections to go along with two NFL Championships. Ringo, who started in a then NFL-record 182 straight games from 1954-67, played on Green Bay's 1961 and 1962 NFL Championship teams. After an 11-year stint with the Packers, he spent his final four seasons in Philadelphia. Ringo was born Nov. 21, 1931 in Orange, NJ.



MERRILL REESE
RADIO PLAY-BY-PLAY ANNOUNCER

Eagles Career: 1977-present
Eagles Hall of Fame Inductee: 2016


Considered one of the most recognizable and influential figures in all of sports broadcasting, Merrill Reese has been the "Voice of the Eagles" since 1977. As the longest-tenured NFL play-by-play announcer at the time of his induction – which coincided with his 40th season in the radio booth – Reese has called many of the franchise's most unforgettable moments and games alongside his colleague and fellow Eagles Hall of Fame inductee, Mike Quick. Reese has been honored as a two-time Pennsylvania Sportscaster of the Year by the National Association of Sportscasters and Sportswriters, Broadcaster of the Year by the Pennsylvania Association of Broadcasters and was inducted into the Pennsylvania Sports Hall of Fame. A graduate of Overbrook High School and Temple University, Reese began his career as a public affairs officer in the U.S. Navy.



CLYDE SIMMONS
DEFENSIVE END

Eagles Career: 1986-93
Eagles Hall of Fame Inductee: 2018

Clyde Simmons earned All-Pro and Pro Bowl honors in 1991 and 1992. He recorded 720 tackles, 76.0 sacks, 12 FFs, 10 FRs and 3 defensive TDs in 124 career games with the Eagles and ranks third on Philadelphia's all-time sacks list, trailing only Pro Football Hall of Fame inductee Reggie White (124.0, 1985-92) and Trent Cole (85.5, 2005-14). Over a five-year span from 1988-92, Simmons ranked 2nd in the NFL with 63.0 sacks including a league-leading 19.0 in 1992.



JERRY SISEMORE
TACKLE

Eagles Career: 1973-84
Eagles Hall of Fame Inductee: 1991

A first-round draft pick of the Eagles out of Texas in 1973 (3rd selection overall), Sisemore became a cornerstone of an offensive line that helped lead the Eagles to the playoffs five straight times, including the 1980 NFC Championship and a berth in Super Bowl XV. He ranks 5th all-time in franchise history in seasons (12) and games played (156). He started 127 consecutive games and was selected to the Pro Bowl following the 1979 and 1981 seasons. He was born on July 16, 1951 in Olton, TX.



JEREMIAH TROTTER

LINEBACKER

Eagles Career: 1998-2001, 2004-06, 2009
Eagles Hall of Fame Inductee: 2016

Nicknamed the “Axe Man,” Jeremiah Trotter stood as a daunting presence in the middle of an Eagles defense that ranked among the NFL’s top-five defenses in fewest points allowed for three seasons (2000-01, 2004). Selected in the third round of the 1998 NFL Draft out of Stephen F. Austin, Trotter spent eight of his 11 seasons in Philadelphia where he totaled 1,065 tackles, 35 passes defensed, 12.5 sacks, eight interceptions, eight forced fumbles and three fumble recoveries in 127 career regular-season and postseason games (106 starts). At the time of his retirement in 2009, the two-time All-Pro became one of only four Eagles linebackers in franchise history to have garnered four Pro Bowl berths. During his three separate stints in midnight green, the Eagles earned five playoff appearances, three NFC East crowns, an NFC Championship and a trip to Super Bowl XXXIX. The Texarkana, TX, native was a consensus All-American at Stephen F. Austin.



DICK VERMEIL

HEAD COACH

Eagles Career: 1976-82
Eagles Hall of Fame Inductee: 1994

The Eagles head coach from 1976-82, Vermeil will long be remembered as a workaholic, a perfectionist, and as a winner. A success at every level of coaching, from his first high school head coaching job in 1960, to a stint at UCLA in 1974-75 and with the Eagles, Vermeil attacked his profession with a degree of passion rarely seen. A native of Calistoga, CA, Vermeil coached the Eagles into the playoffs four consecutive times from 1978-81, including a trip to Super Bowl XV as NFC Champions in January of 1981.




TROY VINCENT

CORNERBACK

Eagles Career: 1996-2003
Eagles Hall of Fame Inductee: 2012

A five-time Pro Bowler and two-time All-Pro selection as an Eagle, Vincent spent eight seasons in Philadelphia, recording 28 interceptions, 10 forced fumbles, six fumble recoveries and one interception returned for a touchdown in 118 starts. In 2002, Vincent was a first team All-Pro Selection and also garnered the prestigious Walter Payton Man of the Year award for his work with the Troy Vincent Foundation, which provides educational and counseling services to troubled youth, among other organizations. His five Pro Bowl selections are tied for the most in team history as a cornerback and his 28 interceptions rank seventh all-time in team annals. Vincent was born on June 8, 1971, in Trenton, NJ.



NORM VAN BROCKLIN

QUARTERBACK

Eagles Career: 1958-60
Eagles Hall of Fame Inductee: 1987
Pro Football Hall of Fame Inductee: 1971

Acquired in a 1958 trade with the LA Rams, Van Brocklin went on to quarterback the Eagles for three years. The fiery signal caller helped turn a last place Eagles into a NFL championship squad in 1960. This storybook ending would garner him the league’s MVP award and provide a fitting end to his playing career as he retired at the end of that season. An All-America selection at Oregon, he went on to participate in 10 Pro Bowls and throw for 23,611 yards and 173 TDs in 12 seasons. He was born March 15, 1926 in Eagle Butte, SD.




STAN WALTERS

TACKLE

Eagles Career: 1975-83
Eagles Hall of Fame Inductee: 1991

A 9th round draft pick of the Bengals out of Syracuse in 1972, Walters joined the Eagles via trade in 1975. He went on to play in 122 consecutive regular and post-season games for Philadelphia at left tackle and anchored the team’s offensive line during the late 1970s and early 1980s. A key member of the 1980 NFC championship squad that participated in Super Bowl XV, he was honored by his peers following the 1978 and ‘79 seasons when he was selected to the Pro Bowl. He was born May 27, 1948 in Rutherford, NJ.



STEVE VAN BUREN

HALFBACK

Eagles Career: 1944-51
Eagles Hall of Fame Inductee: 1987
Pro Football Hall of Fame Inductee: 1965

The Eagles first round draft choice (5th overall) out of LSU in 1944, Van Buren signed his first contract (\$4,000) with a team that had never finished above 4th place. Three straight division titles and back-to-back NFL Championships (1948 & 1949), he cemented his place as one of the most talented backs ever. Nicknamed “Wham-Bam” for his quick and punishing running style, he captured the NFL rushing title four times. In the 1948 title game vs. the Cardinals, he scored the game’s only TD in a blinding snowstorm. A year later, he waded through mud and torrential rains in the Los Angeles Coliseum to rush for 196 yards vs. the Rams in the title game. His 205 yards rushing vs. Pittsburgh in 1949 is a club record. He finished his career with 5,860 rushing yards and 77 TDs. A 5-time all-pro, he was selected to the NFL’s 75th Anniversary Team in 1994. Born December 28, 1920, in LaCeiba, Honduras.



BOBBY WALSTON

WIDE RECEIVER/TIGHT END

Eagles Career: 1951-62
Eagles Hall of Fame Inductee: 2019

A two-time Pro Bowler and member of the NFL 1950s All-Decade Team, Walston was one of the league's most unique talents, excelling at WR and TE while also serving as the team's placekicker throughout his 12-year career in Philadelphia. From 1951-62, he led the NFL in points scored (881, 2nd-most in franchise history) and ranked 4th in receptions (311), 5th in receiving yards (5,363) and 6th in receiving TDs (46). His 25-point performance at Washington on October 17, 1954 still stands as the Eagles' single-game scoring record.



AL WISTERT

TACKLE

Eagles Career: 1944-51
Eagles Hall of Fame Inductee: 2009

During his nine-year career in Philadelphia, Wistert earned NFL All Pro honors an amazing eight times as a dominant force on the Eagles offensive line. Wistert was a member of the Eagles back-to-back NFL championship teams in 1948-49 and played in the first-ever Pro Bowl in 1951. He played in 95 games with the Eagles as a two-way player. His jersey # 70 was retired by the team in 1952. Wistert was a 5th round draft pick from Michigan in 1943. He was born December 28, 1920 in Chicago, IL.



BRIAN WESTBROOK

RUNNING BACK

Eagles Career: 2002-09
Eagles Hall of Fame Inductee: 2015

A multi-threat back armed with exceptional playmaking abilities, Westbrook finished his Eagles career as the franchise's all-time leader in total yards from scrimmage (9,785). During his time in Philadelphia, the two-time Pro Bowler and first-team AP All-Pro selection helped guide the club to four NFC East crowns, four NFC Championship appearances and a berth in Super Bowl XXXIX. Westbrook is widely remembered for his iconic, game-winning 84-yard punt return touchdown at Giants Stadium in October 2003, best known as the "Miracle at the Meadowlands II." Upon his retirement, he became one of only six players in NFL history with 30+ rushing touchdowns (41) and 30+ receiving touchdowns (30) in his career. Born on September 2, 1979, Westbrook was a consensus All-American and a two-time A-10 Offensive Player of the Year at Villanova University.



ALEX WOJCIECHOWICZ

CENTER

Eagles Career: 1946-50
Eagles Hall of Fame Inductee: 1987
Pro Football Hall of Fame Inductee: 1968

A two-time All-America selection at Fordham where he was the center on the famed 'Seven Blocks of Granite' line, Wojciechowicz was the Lions top draft pick in 1938. One of football's original "iron men," he joined the Eagles in 1946 as a linebacker and helped the Eagles capture back-to-back NFL championships in 1948 and '49. Born August 12, 1915, in South River, NJ, he organized the NFL Alumni Association.

NFL CHAMPIONSHIP TEAMS

1948 & 1949

Eagles Hall of Fame Inductee: 1999

No NFL team before or since ever posted consecutive shutouts in championship play. No NFL team can claim to be more dominant over a two-year period. The Eagles won back-to-back NFL Championships in 1948 and 1949, first shutting out the Chicago Cardinals, 7-0, and then blanking the Los Angeles Rams, 14-0. Under legendary head coach Greasy Neale, Philadelphia finished the 1948 regular season with a 9-2-1 record and took on the Cardinals in the championship game with a foot of snow covering Shibe Park. RB Steve Van Buren scored the game's only touchdown on a 5-yard TD run, while the defense limited the Cards to just 6 total first downs. The Eagles continued their dominance in 1949 with an 11-1 record in the regular season and a victory over the Rams in the championship game on a rain-soaked Los Angeles Coliseum field. Van Buren again led the Eagles as he rumbled for 196 yards on 31 carries. In those two seasons, the Eagles outscored their opposition 761-290. They were lovingly called "the duffel-bag dynasty." Many players were young men who had served their country in World War II and returned home trying again to settle into a regular life.



REGGIE WHITE

DEFENSIVE END

Eagles Career: 1985-92
Eagles Hall of Fame Inductee: 2005
Pro Football Hall of Fame Inductee: 2006

Nicknamed the "Minister of Defense," White is the club's all-time leader in sacks with 124 in just 121 games, including a team-record 21 in 1987. White earned seven Pro Bowl appearances during his eight-year stint with the Eagles, who signed him after a two-year stint with Memphis of the USFL. White earned NFL Defensive Player of the Year honors in 1987 and 1991. He was named to the NFL's All-Decade Teams of the 1980 and 1990s, the 75th Anniversary Team, and was voted first-team All-Pro 10 times in his 15-year career with the Eagles, Packers and Panthers. He was born on Dec. 19, 1961 in Chattanooga, TN. He died December 26, 2004 at the age of 43.

1933 — Frankford Yellowjackets’ franchise in the NFL awarded to syndicate headed by Bert Bell and Lud Wray for \$2500. Club christened “Eagles” in honor of the symbol of the New Deal’s National Recovery Act. Eagles and Chicago Bears play in Philadelphia’s first Sunday game (Nov. 12) at Baker Bowl. Game ends in a 3-3 tie.

1935 — General manager Bert Bell proposes an annual college draft to equalize talent in the league. Proposal is adopted on May 19 for the 1936 season.


1936 — Eagles have first choice in the inaugural college draft and select University of Chicago back Jay Berwanger but fail to sign him. Bell becomes sole owner of the team with \$4,000 bid. Playing site for home games moves from Baker Bowl to Municipal Stadium.



1934 Eagles

1939 — Davey O’Brien, Texas Christian’s All-America quarterback, signs with the Eagles for a reported \$12,000 per year salary and percentage of the gate. O’Brien plays in every game and sets NFL passing yardage record with 1,324 yards. On October 22, the Eagles play in the first televised pro football game and fell to the host Brooklyn Dodgers, 23-14, at Brooklyn Ebbets Field. Allan “Skip” Walz broadcasts the game for NBC from Ebbett’s field to the approximate 1,000 TV sets then in Brooklyn.

1940 — Home playing site switches from Municipal Stadium to Shibe Park (later known as Connie Mack Stadium). Pittsburgh owner Art Rooney buys half interest in the Eagles after selling the Steelers franchise to Alexis Thompson of New York, a 30-year old heir to a six million fortune in steel stocks.



1940 Eagles

1941 — Bell and Rooney swap franchises with Thompson, Rooney returning to Pittsburgh and Thompson taking over the Eagles. Bert Bell joins Rooney as a full-time partner in Pittsburgh. Thompson hires Earl (Greasy) Neale as head coach of the Eagles.

1943 — Eagles merge with Pittsburgh Steelers to form the “Steagles” due to manpower shortage during World War II. Merger dissolved at end of season.

1944 — First draft choice Steve Van Buren debuts as Eagles’ halfback. Team finishes in second place with 7-1-2 record.

1945 — Team again finishes in second place with 7-3 record and leads league in scoring with 272 points. Van Buren leads NFL with 838 rushing yards and 110 points.

1946 — Team finishes second for third straight year with 6-5 record.

1947 — Rookie end Pete Pihos, Van Buren, and Bosh Pritchard combine with an overpowering defense to lead Philadelphia into the NFL championship game for the first time but the Chicago Cardinals earn the NFL title with a 28-21 victory at icy Comiskey Park.

1948 — Eagles win their first NFL championship, defeating the Chicago Cardinals, 7-0, in a blinding snowstorm at Shibe Park.

1949 — Thompson sells the team to 100 buyers, each of whom paid \$3,000 for one of the 100 shares. They were called the “Happy Hundred” or the “100 Brothers.” Their leader was James P. Clark, a Philadelphia sportsman and business executive, and the 100 investors included some of the leading names in Philadelphia business, government and politics, including Leonard Tose. Vince McNally is named general manager. University of Pennsylvania All-America C/LB Chuck Bednarik is a 1st round draft choice. The Eagles win



1949 Champions

their 3rd straight Eastern Division title and defend their NFL championship with a 14-0 win over the Los Angeles Rams.

1950 — In Greasy Neale’s final season as the Eagles’ head coach, they finish tied for third in the American Conference with a 6-6 mark.

1951 — Alvin (Bo) McMillan replaces Greasy Neale as head coach. McMillan becomes ill the night before the season opener and is replaced by Wayne Millner. End-placekicker Bobby Walston is named rookie of the year.

1952 — Jim Trimble succeeds Wayne Millner as head coach. Team rides strong defense to 7-5 second place finish.

1953 — Bobby Thomason and Adrian Burk combine to pass for a league-high 3,089 yards. Pete Pihos catches 63 passes for 1,049 yards and 10 touchdowns to lead league. Eagles finish in second place and snap Cleveland’s 11-game winning streak with 42-27 win in season finale.

1954 — Bobby Walston leads league in scoring with 114 points. Eagles finish second for third consecutive year with second straight 7-4-1 record.

1955 — Pihos again leads all NFL pass receivers with 62 catches for 864 yards. Joseph A. Donoghue, Eagles’ vice president/secretary, is elected assistant treasurer of the NFL.


1956 — Hugh Devore replaces Jim Trimble as head coach.

1957 — Rookie QB Sonny Jurgensen highlights a 4-8 season by passing Eagles to a 17-7 upset of the NFL Eastern Division Champion Cleveland Browns.

1958 — Buck Shaw signs as head coach replacing Hugh Devore. Eagles acquire quarterback Norm Van Brocklin in trade with Los Angeles. Team moves home games from Connie Mack Stadium to University of Pennsylvania’s Franklin Field and attendance almost doubles.

1959 — With Pete Retzlaff and Tommy McDonald his chief targets, Norm Van Brocklin passes Eagles to 7-5 record and second place tie with Cleveland.

1960 — QB Norm Van Brocklin and Chuck Bednarik, who plays 60 minutes at center and linebacker, pace the Eagles to their first Eastern Division title in 11 years. The Birds then win their third NFL championship with a come-from-behind 17-13 victory over Green Bay at Franklin Field. Van Brocklin, the league’s MVP, and head coach Buck Shaw both announce their retirements at the end of the season.



1960 Eagles

1961 — Nick Skorich is named head coach and Sonny Jurgensen takes over as the starting quarterback. Despite Jurgensen’s record-setting season as a passer and a 10-4 record, the Eagles fail to repeat as division champions.

1962 — Injuries in unprecedented numbers hit Eagles as the team wins only three games and falls to last place.

1963 — RB Timmy Brown sets a then NFL record for total offense (2,436 yards; 841 rushing, 487 receiving, 11 passing, 945 kickoff returns, and 152 punt returns) in a season. With the club’s 91 outstanding shares now held by 65 stockholders, club president Frank L. McNamee said it would be put up for sale with an asking price of 4,500,000. Jerry Wolman, a 36-year old builder and self-made millionaire from Washington outbid Philadelphia businessman Jack Wolgin and became the new owner. The sale price was \$5,505,000.

1964 — Former Chicago Cardinals and Washington coach Joe Kuharich signs as head coach and begins a series of major trades to rebuild the club.

1966 — After extensive roster changes, the Eagles finish 9-5 for their first winning season in five years.

1967 — Quarterback Norm Snead and flanker Ben Hawkins set team passing and receiving records, respectively, but injuries to other key players contribute to a disappointing 6-7-1 record and a second place finish.

1969 — After Wolman's empire fell into serious financial trouble, a bankruptcy referee in U.S. District Court in Baltimore oversees the team's sale to Leonard Tose, a millionaire trucking executive. The price was a reported \$16.1 million, at the time a record price for a professional sports team. Tose names former Eagles' receiving great Pete Retzlaff as general manager and Jerry Williams as head coach.

1971 — The Eagles leave Franklin Field for a new home at Veterans Stadium. After three consecutive crushing losses at the beginning of the season, assistant Ed Khayat replaces Jerry Williams (who had led the club to only a 3-10-1 mark in 1970) as head coach.

1972 — After a stormy 2-11-1 season, Tose accepts general manager Retzlaff's resignation and releases the entire coaching staff. A bright spot, however, is Harold Jackson who leads the NFL in receptions and receiving yards (62-1,048).

1973 — Under new coach Mike McCormick and new quarterback Roman Gabriel, the Eagles have an exciting offensive season but can muster only a 5-8-1 record. In his first year as a full-time receiver, Harold Carmichael becomes the second consecutive Eagle to lead the NFL in receptions (67).

1974 — Under newly appointed general manager Jim Murray, the Eagles trade with Cincinnati and acquire LB Bill Bergey. Bergey bolsters the defense and wins Pro Bowl honors along with TE Charle Young, who becomes the 3rd consecutive Eagle to lead the league in receptions (63).

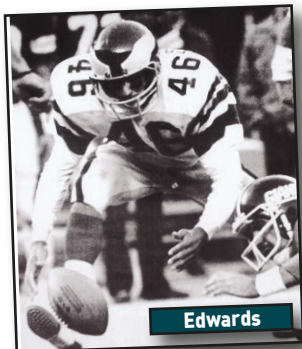
1976 — After a 4-10 season in 1975, Tose appoints 39-year old Dick Vermeil of UCLA as head coach but the Birds again earn a 4-10 mark.

1977 — QB Ron Jaworski is obtained from the Los Angeles Rams in exchange for the rights to TE Charle Young. Bill Bergey, keying the newly-installed 3-4 defense of coordinator Marion Campbell, wins all-pro and all-conference honors and is selected to play in his third Pro Bowl.



Jaworski and Vermeil

1978 — The Eagles post a 9-7 record, their first winning season since 1966, and make the playoffs for the first time since 1960. They lose the NFC Wild Card playoff game in Atlanta, however, 14-13 as the Falcons score two 4th-quarter TDs and Eagles' Mike Michel misses a 34-yard FG try with 1:34 to play. Wilbert Montgomery, in his first starting season, rushes for 1,220 yards to become the first Eagle since Steve Van Buren to surpass 1,000 in a season. CB Herman Edwards provided the "Miracle of the Meadowlands" when he scooped up a fumbled handoff from Joe Pisarcik to Larry Csonka and raced 26 yards for the winning TD with 20 seconds left to play before a stunned Giants Stadium crowd.



Edwards

1979 — With an 11-5 regular season record — their best since 1961 — the Eagles tie Dallas for first place in the NFC East and go to the playoffs as a wild card team. After beating Chicago, 27-17, in the Wild Card Game, the Birds are upset at Tampa Bay, 24-17 in a divisional playoff round. Wilbert Montgomery sets a club record with 1,512 rushing yards, and Harold Carmichael sets a then NFL record on Nov. 4, catching a pass in his 106th consecutive game. Rookie barefoot kicker Tony Franklin boots the

second longest FG in NFL history — 59 yards — in a 31-21 victory at Dallas. Dick Vermeil is voted NFL coach of the year.

1980 — The Eagles win 11 of their first 12 games and go on to a 12-4 mark and the NFC East championship. The Birds trounce Minnesota 31-16, in the divisional playoff round and then upend Dallas, 20-7 at Veterans Stadium, to win the NFC title and a berth in Super Bowl XV. The Oakland Raiders prevail in that game, however, 27-10. Ron Jaworski leads the NFC with a 90.9



Montgomery

passing rating while throwing for 3,527 yards and 27 touchdowns. He is named NFL player of the year by the Maxwell Football Club and NFC player of the year by UPI. Harold Carmichael's then-record NFL receiving streak is snapped at 127 games when he fails to catch a pass in the regular season finale at Dallas after sustaining a back injury in the first half.

1981 — After building a 6-0 record early in the season, the Birds struggle in their final eight games, post a 10-6 record and appear in the playoffs for the fourth consecutive year but are upset at home in the NFC Wild Card Game by the NY Giants, 27-21. The Birds' defense ranks first in the NFL in fewest yards allows (4,447) and fewest points allowed (221). Harold Carmichael enjoys the third 1,000-yard receiving year of his career and Wilbert Montgomery rushes for 1,402 yards.

1982 — An NFL players' strike takes place after two games and stops play for eight weeks. When play resumes on November 21, the long layoff hurts the Eagles. After splitting their first two games of the season, the Birds come back from the strike to lose four in a row and miss the playoffs for the first time since 1977. A 24-20 Eagles' victory at Dallas on December 26 is the last victory in the Philadelphia career of head coach Dick Vermeil, who resigns shortly following the season after compiling a 55-51-0 overall record.

1983 — Marion Campbell replaces Dick Vermeil as head coach after six seasons as the Eagles' defensive coordinator. Owner and president Leonard Tose announces in January that his daughter, Susan Fletcher, the Eagles' vice president and legal counsel, would eventually succeed him as primary owner of the Eagles. After winning four of their first six games, the Eagles become mired in a seven-game losing streak and finish with a 5-11 record. The Birds' offense is highlighted by first-team all-pro and AFC-NFC Pro Bowl selection Mike Quick, who leads the league and sets club records with 1,409 yards receiving on 69 catches.

1984 — After a 1-4 start, the Eagles post a 5-5-1 record over their final 11 games. Philadelphia's swarming defense sets a then club record of 60 quarterback sacks. Wilbert Montgomery establishes the Eagles' career rushing record for yards (6,538) and attempts (1,465) surpassing the marks set by Pro Football Hall of Famer Steve Van Buren from 1944-1951. Kicker Paul McFadden establishes an Eagles' season scoring record with 116 points (tops among rookies), surpassing Bobby Walston's 30-year mark of 114, and is named NFC rookie of the year. Ron Jaworski suffers a broken leg at St. Louis in week 13, snapping his streak of 116 consecutive starts (believed to be an all-time record for NFL QBs).

1985 — On March 12, Leonard Tose, the Eagles' owner since 1969, announces an agreement to sell the team to Norman Braman and Ed Leibowitz, highly successful automobile dealers from Florida for a reported \$65 million. After obtaining the approval of the other NFL owners and fulfilling the terms of the transaction, Braman officially becomes the Eagles' new owner on April 29. That same day, Braman elevates Harry Gamble, general manager since February 4, to vice president-general manager overseeing day-to-day operations of the club. All-time Eagles'

rushing leader Wilbert Montgomery does not report to training camp and is traded to Detroit for LB Garry Cobb in preseason. The Eagles again overcome a 1-4 start, but fall off the pace and finish 7-9. Head coach Marion Campbell is released on December 16, and Fred Bruney takes over as interim head coach for final game at Minnesota.


1986 — Buddy Ryan, defensive coordinator of the Chicago Bears' Super Bowl XX Champions, is named the 17th head coach in Eagles' history on January 29. On July 16, Norman Braman becomes the sole owner of the team, purchasing the remaining 35 percent from his brother-in-law Ed Leibowitz. Harry Gamble is promoted to president-chief operating officer. Ryan makes sweeping changes in the Eagles' roster, keeping young players and releasing several veterans. The youthful Birds struggle to a 5-10-1 record against the toughest schedule in the league. The Birds place two players on the AFC-NFC Pro Bowl roster: WR Mike Quick and DE Reggie White. White ties a Pro Bowl record with 4 sacks and is named MVP of the game.



Ryan

1987 — In March, Ron Jaworski, who set nearly every club passing record from 1977-1986, is put on waivers after the club decides not to guarantee his contract. The Eagles split their first two games of the season before the NFL was beset by a players strike. After all games of Week 3 were cancelled, the NFL resumed play with replacement teams for the next three weeks. The Birds replacement team goes 0-3 and sets the stage for a surge by the regular players when they return to work. Philadelphia's regulars proceed to win three straight after the strike and move into a tie for 2nd place in the NFC East. They go on to finish 7-8 overall (7-5 in non-strike games) and due to a tie-breaking system, rank 4th in the NFC East behind Dallas and St. Louis who also posted 7-8 marks. Offensively, WR Mike Quick earns his fifth consecutive trip to the AFC-NFC Pro Bowl while QB Randall Cunningham (Pro Bowl 1st alternate) emerges as a rising talent. Cunningham threw 23 TD passes and became the first QB to lead his team in rushing (505 yards) since the Bears' Bobby Douglas did so in 1972. The defense was led by DE Reggie White, who was named the NFL's defensive player of the year. White's 21 sacks set an NFC record and fall one shy of the NFL mark.

1988 — The Eagles post the NFL's best mark (6-1) over the final seven weeks of the regular season en route to a 10-6 record and the NFC Eastern division title. But their playoff fate is not sealed until moments after the conclusion of their 23-7 victory at Dallas in week 16. It is then that NY Jets' QB Ken O'Brien throws a TD pass to Al Toon to defeat the Giants and ensure the division title for the Eagles. Philadelphia then travels to Chicago for an NFC divisional playoff game against the Bears and a place in NFL history. The game, which begins in sunny,




Cunningham

29 degree weather, would later be dubbed "The Fog Bowl," after a thick fog rolls off Lake Michigan late in the 2nd quarter. Due to the fog, visibility on the playing field was extremely difficult and the Bears prevail, 20-12. The shining season included the selection of QB Randall Cunningham, DE Reggie White and TE Keith Jackson as starters in the Pro Bowl. Cunningham also wins the Maxwell Football Club's Bert Bell Award as the NFL's top player. White leads the NFL in sacks for the second consecutive year and Jackson sets an Eagles' receiving record with 81 catches en route to earning rookie of the year honors from The Sporting News.

1989 — The Eagles used an aggressive, ball-hungry defense — which led the NFL in takeaways (56) and interceptions (30), and set a team record with 62 QB sacks — to finish 11-5. Philadelphia, however, finished sec-

ond to the Giants in the NFC East (despite two victories in head-to-head competition) and faced the LA Rams in the Wild Card playoff. Although playing a post-season game at Veterans Stadium for the first time since 1981, the Birds fell 21-7. QB Randall Cunningham posted similar numbers to his superb '88 campaign despite missing receivers Mike Quick and Keith Jackson for most of the season due to injuries. A deeper loss came on Dec. 9, when quarterback coach Doug Scovil passed away. The second alternate to the Pro Bowl, Cunningham started for the NFC squad when injuries kept the other QBs from playing. CB Eric Allen led the NFC in interceptions with 8.

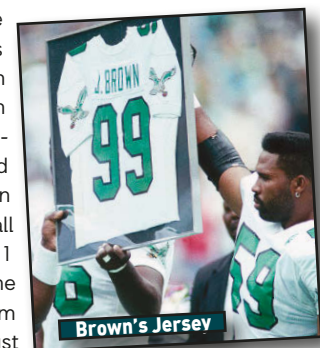
1990 — In February, Buddy Ryan hired Rich Kotite as offensive coordinator to improve the Eagles' sluggish attack. At season's end, the offense led the NFL in rushing (2,556) and the NFC in scoring (396) and TD passes (34). The defense led the NFL in stopping the run thereby making the Birds the first team to lead the league in both rushing categories since Chicago did so in 1985. A 10-6 record put Philadelphia in the playoffs once again, but the Eagles suffered their third opening round defeat in as many seasons. The 20-6 Wild Card loss to Washington signaled an end to the five-year Ryan era. Randall Cunningham flourished with 30 TD passes and 942 rushing yards, while rookie WRs Calvin Williams and Fred Barnett combined for 17 TDs.



1990s Eagles

1991 — On January 8th, team owner Norman Braman opted not to renew the contract of Buddy Ryan, the Eagles' head coach since 1986. On the same day, Braman promoted then-offensive coordinator Rich Kotite, making him the 18th head coach in club history. They opened with a 3-1 mark, their best start since 1981, despite having lost QB Randall Cunningham for the year due to a knee injury suffered at Green Bay on opening day. After coming on to lead the Eagles to their solid start, backup QB Jim McMahon was also injured in game 5. With McMahon sidelined, the Birds suffered through a four-game skid. By midseason, Philadelphia had used five quarterbacks in eight games and seen its record sink to 3-5. The Eagles regrouped, however, and surged into contention for a playoff spot with a six-game winning streak (the club's longest since the start of '81) that upped their record to 9-5. But a loss at home to Dallas in game 15 ended Philadelphia's playoff hopes. The defense finished the season ranked #1 in the NFL in terms of fewest yards allowed overall, vs. the run, and vs. the pass. As such, the Birds became only the fifth club in NFL history and the first since 1975 to accomplish this rare triple. In addition, the Eagles' defense led the NFL in sacks and fumble recoveries and tied for the league lead in takeaways. Five members of that defensive unit represented the Eagles in the AFC-NFC Pro Bowl — DEs Reggie White and Clyde Simmons, DT Jerome Brown, and LB Seth Joyner were selected as starters while CB Eric Allen also made the NFC squad. The selection of White, Simmons, and Brown marked only the sixth time in NFL history that three defensive linemen from one team were elected to the Pro Bowl.

1992 — The Eagles were dealt a huge blow before the season even began as all-pro defensive tackle Jerome Brown was killed in an automobile accident on June 25th in his hometown of Brooksville, FL. The tragedy overshadowed the promise of the upcoming season which included the return of QB Randall Cunningham - out almost the entire '91 season with a knee injury - as well as the addition of RB Herschel Walker whom the Eagles acquired as a free agent just



Brown's Jersey

three days before Brown's death. They finished second in the NFC East with an 11-5 record and returned to the playoffs, earning a Wild Card victory over the Saints before dropping a Divisional Playoff to the eventual Super Bowl champion Dallas Cowboys. The win over the Saints was the team's first postseason victory since 1981 and its first road playoff conquest since 1949. Off the field, a September 24th ruling by U.S. District Judge David Doty paved the way for free agency in the NFL by finding the league's "Plan B" policy in violation of federal antitrust laws and provided the four plaintiffs in the suit with an opportunity to sign with another club. Among those four was Eagles TE Keith Jackson, who four days later inked a deal with the Miami Dolphins.

1993 — In January, the NFL and the Players Association signed a Collective Bargaining Agreement, a 7-year deal that would institute a form of limited free agency to replace the "Plan B" system. The most prominent NFL player affected by the settlement was the Eagles' all-time sack leader Reggie White, who went on to sign with the Green Bay Packers on April 5th. On the field, the Eagles produced an 8-8 record. After a flying start in which the Birds jumped out to a 4-0 record on the strength of three consecutive dramatic come-from-behind wins, season-ending injuries to QB Randall Cunningham, WR Fred Barnett and others were followed by a six-game losing streak (their worst skid since '83). Nonetheless, backup QB Bubba Brister led them to wins in 4 of their final 6 contests, a stretch that kept them in the playoff hunt until the final week of the season.

1994 — A new chapter in Eagles history began on April 6th when Norman Braman, the team's owner since 1985, reached an agreement in principle to sell the franchise to Jeffrey Lurie, a Boston native and president of a Hollywood-based movie production company. Once NFL owners voted to approve the sale on May 6th, Lurie officially took over the club on May 17. Despite losing the opener, the Eagles won 7 of their next 8 games, including a 40-8 thumping of the eventual Super Bowl champion 49ers. However, they lost their final 7 games and finished out of the playoffs. Two days after the season, Rich Kotite's 4-year reign as head coach ended. Herschel Walker became the first player in league history to record a 90-plus yard run, reception, and kickoff return in a single season. Only one other player - Bobby Mitchell - had previously recorded that trifecta in a career. With back-to-back 100-yard rushing performances, rookie RB Charlie Garner became only the 7th back in NFL history to top the century mark in his first two contests. DE William Fuller, a free agent acquisition from Houston, notched at least one sack in 7 straight games and broke the club record of 6 shared by Reggie White and Clyde Simmons.



Lurie

1995 — On February 2, Jeffrey Lurie named 49ers defensive coordinator Ray Rhodes as the 19th head coach in team history. Eleven months and a playoff victory later, that decision resulted in NFL coach of the year honors. Rodney Peete took over at QB after a 1-3 loss and led them to 9 wins in their final 12 games. RB Ricky Watters, one of the NFL's most prominent free agent acquisitions of the year, combined with Charlie Garner to give Philadelphia the league's 4th best rushing attack. In the postseason, the Eagles routed the favored Detroit Lions, 58-37, in a Wild Card game. A week later, they bowed out to the eventual Super Bowl champion Cowboys. At season's end, Watters, DE William Fuller (an NFC-high 13 sacks), and LB William Thomas (7 INTs) went to the Pro Bowl. Off the field, Lurie and his wife, Christina, oversaw the formation of Eagles Youth Partnership (EYP). The charitable wing of the Eagles, EYP was formed in order to improve the quality of life and enhance opportunities for children in the Greater Philadelphia region.

1996 — For the second consecutive year the Eagles compiled a 10-6

regular season record and earned a playoff berth. As such, Ray Rhodes became the first coach to lead the Eagles into the playoffs in each of his first two seasons at the helm. In the NFC Wild Card game, however, the Eagles fell, 14-0, to San Francisco in a rain-drenched 3Com Park. For the third time in six seasons, the Eagles lost their starting QB to injury early on as Rodney Peete ruptured a tendon in his right knee vs. Dallas. Ty Detmer led the Birds to four straight wins and teamed with WR Irving Fryar and RB Ricky Watters to fuel the conference's #1 offense (351.7 yds/game). Watters earned a Pro Bowl berth with personal bests in rushing atts. (353), rushing yards (1,411), TDs (13), and total yards from scrimmage (a league-leading 1,855). DE William Fuller led the team with 13 sacks en route to his 3rd straight Pro Bowl. MLB James Willis' interception in the end zone in the final moments of game 9 at Dallas sealed a big win. Willis' theft off QB Troy Aikman and subsequent lateral to CB Troy Vincent resulted in a 104-yard TD return.

1997 — After a 4-6 start clouded the club's shot at the post-season, the Eagles turned to 2nd-year QB Bobby Hoying. A 2-0-1 record in his first three starts brought them back into contention, but ended the year with a 6-9-1 record. Injuries plagued the club as 42 different players started, including three different QBs (Ty Detmer, Rodney Peete and Hoying). Irving Fryar posted 86 receptions and Ricky Watters became the first Eagle to top the 1,000-yard rushing plateau in three consecutive years. The defense's most memorable performance came in a win vs. Green Bay as they held the Pack without a TD, snapping a string of 85 games (incl. playoffs) in which they had scored a TD.

1998 — A disappointing 3-13 season led to the dismissal of head coach Ray Rhodes on December 28th, one day after the season finale. The Eagles started 0-5 before posting their first win. Duce Staley became the first Eagle draft pick to top the 1,000-yd. rushing plateau since Wilbert Montgomery (1981). On defense, the Eagles procured DE Hugh Douglas in a trade with the Jets. Douglas led the Eagles with a career-high 12.5 sacks, including a club-tying record of 4.5 at San Diego.

1999 — Former Green Bay quarterback coach Andy Reid was named head coach on January 11th. Three months later, the club used the 2nd overall draft choice to select QB Donovan McNabb, one of the most accomplished athletes to ever come out of Syracuse. Their 2-7 start prompted Reid to insert McNabb into the starting lineup for six of the final seven contests. In his first start on Nov. 14th vs. Washington, McNabb sparked the Eagles to a 35-28 win over Washington. RB Duce Staley garnered his second straight 1,000-yd. rushing season and accounted



Reid

for a NFL-best 41% of his team's offense. New defensive coordinator Jim Johnson turned up the heat as his troops accounted for a league-best 46 take-aways, including 28 interceptions (3rd in NFL), five of which were returned for TDs (a team record). FS Brian Dawkins and CB Troy Vincent earned their first Pro Bowl selections. Vincent's 7 INTs tied for the league lead and became the first Eagle to top the entire NFL in INTs since 1972 (Bill Bradley). Although the Eagles finished 5-11, Reid implemented a positive attitude in his young group of players that included 14 true rookies on the season-ending roster.

2000 — Andy Reid, the NFL's coach of the year, led the Eagles to the greatest turnaround in franchise history, finishing 2nd in the NFC East at 11-5. The season started with a perfectly executed onside kick by David Akers to kickoff the season opener at Dallas, leading to a 41-14 win. The Eagles won 10 of their next 13 contests and earned the top Wild Card spot in the NFC. In the playoffs, the Eagles overwhelmed Tampa Bay, 21-3, before losing to the eventual NFC Champion

NY Giants in the Divisional Playoffs. After RB Duce Staley went down for the season with a foot injury in game 5, Donovan McNabb became a legitimate MVP candidate (he finished 2nd in AP voting to Rams RB Marshall Faulk). McNabb accounted for 74.6% of the team's total net yards. TE Chad Lewis led all NFC tight ends in receptions (69) and earned his first trip to the Pro Bowl. The defense featured 3 Pro Bowlers in CB Troy Vincent, DE Hugh Douglas (15 sacks, 2 in playoffs), and MLB Jeremiah Trotter. First round draft choice DT Corey Simon recorded a rookie team-record 9.5 sacks.

2001 — The Eagles captured their first NFC Eastern Division Championship since 1988 and their first appointment in the NFC title game since 1980. Adversity hit this club early and often. The first preseason game was cancelled due to problems with the Veterans Stadium turf. C Bubba Miller was lost to a season-ending foot injury. And they dropped their season opener in overtime to the Rams before true adversity devastated the entire world on September 11th when terrorist attacks struck the World Trade Center and the Pentagon. As a result, a week's worth of NFL games were postponed. The Eagles were 2-2 before beating the Giants, 10-9, on Monday Night Football for the first time since 1996 (a span of nine games). The Eagles won 8 of their last 10 games, including a dramatic 24-21 win over the Giants on December 30 to clinch the NFC East title. In the playoffs, the Eagles defeated the Bucs and in the Divisional playoffs, Donovan McNabb won his homecoming to Chicago, 33-19, at Soldier Field. The Pro Bowlers on defense were Hugh Douglas, Jeremiah Trotter, Troy Vincent, and Brian Dawkins. The unit allowed a league-low 64 points in 8 road games. In fact, their 7-1 road record was the best in club history. David Akers earned his first Pro Bowl berth and set a club record with 17 consecutive FGs made.

2002 — In the 31st and final season at Veterans Stadium, the Eagles set a team record for points scored (415) and sent a league-high 10 players to the Pro Bowl. However, they fell in the NFC Championship game for the second consecutive season. Andy Reid, the consensus coach of the year, proved the Eagles were not a one-man show, winning five of six games without Donovan McNabb (broken ankle). McNabb returned for the playoffs and directed a win in the Divisional playoff after 3rd QB A.J. Feeley started the final five games, winning his first four. Although the Eagles lost their season finale to the Giants, they were still able to clinch home field after the Jets trounced the Packers in the same stadium one day later. The defense finished in the top five in numerous categories and sent four players to the Pro Bowl: CB Troy Vincent, CB Bobby Taylor, FS Brian Dawkins, and DE Hugh Douglas. The offensive line also featured multiple Pro Bowl selections for the first time since 1980 with Tra Thomas, Jon Runyan and Jermaine Mayberry. Kicker David Akers notched 133 points to earn a Pro Bowl berth.



2003 — In a season marred with injuries and controversy, the Eagles captured their third consecutive NFC East division title and third straight trip to the NFC title game, a loss to Carolina. Lincoln Financial Field officially became the Eagles new nest with a season-opening Monday night contest vs. Tampa Bay. But the Eagles not only lost their first two contests, they were left without the services of DBs Brian Dawkins and Bobby Taylor for a large chunk of the season (foot injuries). Then LB Carlos Emmons (ankle) and Brian Westbrook (triceps) were felled by season-ending ailments in December. After



a 2-3 start, the Eagles rattled off nine straight wins, tying a team record previously set in 1960. That win streak was propelled by an improbable win at NYG on October 19. Trailing the Giants 10-7 with 1:34 to play, Westbrook returned a punt 84 yards for a dramatic, game-winning score. They ended up earning home-field advantage in the playoffs for the 2nd straight season. After suffering through a QB rating of 51.1 in the first six games, a thumb injury in his throwing hand, and disgraceful, racial commentary by former ESPN analyst Rush Limbaugh following the 0-2 start, McNabb thrived. He garnered NFC offensive player of the month honors in November, leading the team to a 5-0 month. He engineered a come-from-behind playoff win vs. Green Bay before suffering a rib injury a week later vs. Carolina that sidelined him in the 4th quarter. The Eagles employed a unique running back trio (Westbrook, Correll Buckhalter, and Duce Staley), dubbed the "three-headed monster," that racked up 1,618 rushing yards, 2,465 total yards from scrimmage, and 29 total TDs.

2004 — One of the most eventful off-seasons in team history helped propel the Eagles to their first NFC Championship and subsequent Super Bowl appearance in 24 years. Although they lost a hard-fought battle to the Patriots, 24-21, in Jacksonville, the Eagles milestones were plentiful as they captured their 4th consecutive NFC East division title and won a franchise record 13 regular season games. Andy Reid became the winningest coach in franchise history surpassing Greasy Neale. On the first day of the free agent signing period, they inked DE Jevon Kearse and later acquired WR Terrell Owens in a trade. Owens ended up with 77 catches for 1,200 yards and 14 scores. Donovan McNabb also turned in a stellar campaign, completing 64% of his passes for 3,875 yards, 31 TDs and just 8 INTs for a career-high 104.7 QB rating. He became the first player in NFL history to finish a season with 30+ TD passes and fewer than 10 INTs and his 24 consecutive completions over a span of two games set an NFL record previously set by Joe Montana (22) in 1987. McNabb, Owens, Brian Westbrook and Tra Thomas earned Pro Bowl berths on the offense. The defense was led by Kearse, a trio of Pro Bowl defensive backs (Brian Dawkins, Michael Lewis, and Lito Sheppard), and Jeremiah Trotter, who earned a Pro Bowl berth despite not starting until game 9. Trotter returned in July after being released by Washington. K David Akers, who set a NFL record with 17 FGs of 40-yards-or-more, and LB Ike Reese both earned Pro Bowl berths on special teams. In all, a league-best 10 Eagles earned trips to Hawaii. The Eagles stormed out to a 7-0 record and clinched the NFC East title with 5 games remaining. They clinched home field advantage in the NFC after starting 13-1. In the playoffs, the Eagles topped Minnesota in the Divisional round and Atlanta in the Championship game.



2005 — Stymied by injuries and a plethora of off-the-field distractions, the Eagles finished with a 6-10 record and out of the playoffs for the first time since 1999. The defending NFC champions began the season with a 4-2 record, including a dramatic come-from-behind win at Kansas City in which they overcame a 27-6 first half deficit to win, 37-31, and an equally heart-stopping victory vs. San Diego in which Matt Ware returned a blocked field goal 65 yards for the game-winning touchdown late in the fourth quarter. WR Terrell Owens was suspended for four games for conduct detrimental to the team and ended up not playing in the final nine games of the season. MLB Jeremiah Trotter earned his fourth Pro Bowl berth with a team-high 169 tackles. Reggie White's #92 was officially retired in an emotional halftime ceremony of a Monday night contest vs. Seattle on December 5. The ceremony included Reggie's wife, Sara, and their two children, as well as more than 20 of his former

teammates and coaches.

2006 — The Eagles claimed their fifth NFC East title in six years as they reeled off five consecutive wins at the end of the regular season to finish 10-6. The Eagles jumped out of the gate with a 4-1 record. The hot start was capped off by an emotional 38-24 victory vs. Dallas on Oct. 8, when Lito Sheppard made two crucial INTs, the second of which he returned 102 yards for a touchdown in the waning seconds. However, the team then lost five of their next six contests and Donovan McNabb for the remainder of the season with a torn ACL, which he suffered in a Nov. 19 loss to Tennessee. Jeff Garcia was handed the reins, and after a devastating 45-21 loss at Indianapolis, rallied the Eagles to five straight wins. The Eagles swept a treacherous three-game road stretch against division rivals, including a Christmas Day win at Dallas. The following week, Andy Reid was able to rest his starters in the season finale vs. Atlanta when news arrived in the 1st quarter that they had clinched the NFC East title with a Cowboys loss to Detroit. The Eagles used a 38-yd. walk-off field goal by David Akers to capture a 23-20 Wild Card victory against the Giants, but came out on the losing end of a 27-24 battle at New Orleans in the Divisional round. Brian Dawkins, Shawn Andrews and Lito Sheppard earned Pro Bowl berths. Brian Westbrook tallied his first 1,000-yard rushing season and the offensive line was one of two squads in the NFL to start the same five linemen in all 16 games.

2007 — In the team's 75th anniversary season, the Eagles could not overcome a 1-3 start as they finished 8-8 and out of the playoffs. RB Brian Westbrook set two team records for total yards from scrimmage (2,104) and receptions (90). He became the first Eagle to lead the league in total yards from scrimmage since 1996 (Ricky Watters) and the first NFL player from a non-Division I-A school to do so since 1979 (Philadelphia's Wilbert Montgomery). WR Kevin Curtis posted career highs in catches (77), yards (1,110), and total touchdowns (8) in his first season in Philadelphia after signing as a free agent. For the first time in franchise history, the Eagles featured three players (Westbrook, Curtis, Reggie Brown) with over 60 catches and 700 yards each. After that 1-3 start, the team managed to fight their way back to a 5-5 record as they headed into Gillette Stadium to face the 10-0 New England Patriots. A valiant effort by back-up QB A.J. Feeley went for naught as the Eagles fell, 31-28. Westbrook and Shawn Andrews earned Pro Bowl honors.

2008 — The Eagles were defeated in their fifth NFC Championship game appearance of the decade. In what seemed like a microcosm of their entire season, Philadelphia fell behind 24-6 in the NFC title game at Arizona, but stormed back to take a 25-24 lead, only to then have the Cardinals score the game-winning TD with under three minutes to play. The Eagles struggled to find consistency during the early portion of the season and hit rock bottom at 5-5-1 after a 36-7 blowout loss at Baltimore.



McNabb

But they rallied back into playoff contention entering the final week. They entered the final Sunday of the season needing a win over Dallas, a Tampa Bay loss to visiting Oakland and either a Chicago loss at Houston or a Minnesota loss vs. the Giants, to earn a playoff berth. The Raiders and Texans came up with thrilling upsets in the 1:00 pm games that day, before the Eagles pounded the division-rival Cowboys, 44-6, in a late afternoon contest. In the playoffs, the Eagles stingy defense carried them to impressive road victories at Minnesota (26-14) and in a rematch at New York (23-11) before being derailed by the Cardinals. Brian Dawkins and free agent newcomer CB Asante Samuel (4 interceptions in the regular season plus two in the playoffs) both earned Pro Bowl honors, while McNabb became the franchise's all-time leader in yards and touchdown passes. Dawkins became the franchise's all-time leader in interceptions (34), tying Eric Allen and Bill Bradley. K David Akers set team records for

points (144) and field goals made (33). Head coach Andy Reid became the 37th coach in NFL history to reach the 100-win plateau and the 14th coach to reach double digit victories in playoff history. Samuel set an NFL postseason record with his 4th INT returned for a score and rookie WR DeSean Jackson led the team with 62 receptions and 912 yards, most ever by an Eagles rookie WR.

2009 — The Eagles got off to a strong start, winning five of their first seven games, despite losing QB Donovan McNabb for two games with a rib injury. They hit a midseason snag after losing back-to-back games to rival Dallas and eventual AFC West Champion San Diego to fall to 5-4. A late-season rally saw the Eagles rattle off six straight wins, their longest streak in the regular season since 2003. Entering the final week of the season, Philadelphia had hopes of securing its sixth NFC East title of the decade and a first-round bye in the playoffs. However, a second loss to the Cowboys in the season finale dropped the Eagles to the sixth seed and forced a rematch between the division rivals in the Wild Card round, where they again fell to the Cowboys, 34-14. Led by DeSean Jackson (62 receptions, 1,156 yards and 9 TDs), the Eagles saw their young skill position players flourish. The speedy WR/KR became the first player in NFL history to be named to the Pro Bowl at two positions, recording an NFL record-tying eight touchdowns of 50-plus yards and leading the league with a 15.2 yard punt return average. TE Brent Celek (76 receptions, 971 yards, 8 TDs) established himself as a reliable weapon and one of the elite tight ends in the NFL. The infusion of young players on offense continued with rookie WR Jeremy Maclin (D1-09) and rookie RB LeSean McCoy (D2-09). Maclin followed in Jackson's footsteps, finishing his first season as one of the top rookie wide outs with 56 catches for 773 yards and four touchdowns. Meanwhile, McCoy proved to be a valuable asset in the running game as he led the team and set the Eagles rookie rushing record with 637 yards. K David Akers, DE Trent Cole, T Jason Peters, CB Asante Samuel, FB Leonard Weaver, and LS Jon Dorenbos all joined Jackson in earning Pro Bowl honors. Head coach Andy Reid contract's was extended through 2013.

2010 — The Eagles set franchise records for points (439) and total net yards (6,230) en route to an NFC East Division title, their 6th under head coach Andy Reid. Philadelphia met the eventual Super Bowl champion Packers in the Wild Card round, but lost, 21-16, at home. QB Michael Vick emerged as one of the NFL's top quarterbacks after taking over for an injured Kevin Kolb in the season opener. In his first year as a starter since 2006, he achieved career highs in passing TDs (21), yards (3,018), QB rating (100.2), comp. % (62.6) and rushing TDs (9) - earning him a trip to Hawaii as the NFC's starting quarterback in the Pro Bowl. He became only the 2nd QB in NFL history to throw for 3,000+ yards, rush for 500+ yards, and accrue a 100+ QB rating in a season. Vick had plenty of weapons surrounding him on the league's second-ranked offense. DeSean Jackson (47 receptions, 1,056 yards and 6 TDs) led the league in yards per catch (22.5) and became the first player in league history to return a punt for a game-winning touchdown as time expired on 12/19/10, capping off a historic comeback against the Giants. The Eagles trailed 31-10 with 8:17 remaining in the 4th quarter, but rallied for four touchdowns, including Jackson's miraculous return. WR Jeremy Maclin (70 receptions, 964 yards and 10 TDs) led the team in TDs and was second on the team in receptions and receiving yards. The duo combined for 2,020 yards, which was the 3rd-most output of any WR duo in the NFL. RB LeSean McCoy was fourth in the NFL in yards from scrimmage (1,672). CB Asante Samuel finished 2nd in the league in INTs (7) despite only playing in 11 games. David Akers, Jackson, T Jason Peters and Samuel all were selected to the Pro Bowl alongside Vick.



Vick

2011 — The Eagles finished the 2011 campaign 8-8, second in the NFC East. The offense was fueled by running back LeSean McCoy, who rushed his way into the Eagles record books by scoring 20 total touchdowns, including 17 on the ground, breaking the team records set by Hall of Fame back Steve Van Buren in 1945. A Pro Bowl selection for the first time, McCoy established new career-highs running the ball 273 times for 1,309 yards. His yardage total was the fifth-most in team history and ranked fourth in the NFL. The offense set franchise records with 6,386 total yards and 356 first downs. Quarterback Michael Vick set career marks in attempts (423), completions (253) and yards (3,303) while becoming the second player in league history (former Eagle Randall Cunningham) to surpass the 3,000-yard passing mark and 500-yard rushing plateau in consecutive seasons. Along the way, he surpassed Cunningham's all-time benchmark for rushing yards by a quarterback. For the first time in franchise history, the Eagles boasted three players (wide receivers DeSean Jackson, Jeremy Maclin and tight end Brent Celek) with 800+ receiving yards in the same season. On defense, the Eagles tied for the league lead with 50 sacks, including 18 from free agent signee defensive end Jason Babin (third in the NFL) and 11 from fellow DE Trent Cole. Their 29 combined sacks were the second most in team history by a duo, bested only by Reggie White and Clyde Simmons (33 in 1992). Babin earned his second straight Pro Bowl berth for his efforts. Left tackle Jason Peters also earned Pro Bowl honors for the fifth straight year, the last three coming in Philadelphia.



Peters

2012 — After 14 years in Philadelphia, the Eagles dismissed head coach Andy Reid on December 31st after finishing the season with a disappointing 4-12 record. Following a promising 3-1 start to the season, including a win over the Super Bowl Champion Baltimore Ravens, the Eagles dropped 10 consecutive games and would win only one of their final 12 games on the schedule. Throughout the season, the Birds were plagued by injuries on the offensive line as G Evan Mathis was the only offensive lineman to start all 16 games in 2012. Offensively, the Eagles were paced by WR Jeremy Maclin who became just the eighth wide receiver in NFL history to have at least 55 catches and 750 receiving yards in each of his first four seasons after notching 69 catches for 857 yards and seven touchdowns. RB LeSean McCoy accumulated 1,213 scrimmage yards (840 rushing, 373 receiving) and five touchdowns, including a career-high three receiving scores. Newcomer LB DeMeco Ryans provided a steadying force at the MLB position for the Birds, recording a team-high 148 tackles and a franchise-record 16 tackles for a loss in his first season with the team. After stepping in for an injured QB Michael Vick in Week 10, rookie QB Nick Foles started six of the final seven games of the season and established Eagles rookie records in passing yards (1,699), attempts (265) and completions (161), while fellow first-year standout DT Fletcher Cox led all rookie defensive tackles with 5.5 sacks.

2013 — Under the direction of first-year head coach Chip Kelly, the Eagles rebounded from a disappointing 4-12 season in 2012 to win 10 games and secure their first NFC East title since 2010 in record-breaking fashion. Kelly became the first rookie head coach in Eagles history to win the division in his first year on the job and just the second head coach since the merger to win a



McCoy

division title in his first season on an NFL staff. Philadelphia set franchise records in points (442), total net yards (6,676), touchdowns (53) and passing yards (4,406), while also turning the ball over fewer times (19) than any previous Birds squad. Offensively, LeSean McCoy finished with a franchise-best and NFL-leading 1,607 rushing yards and 2,146 yards from scrimmage, while Nick Foles recorded the third-highest quarterback rating (119.2) in NFL history after throwing for 27 touchdowns and two interceptions. The duo became the first pair in NFL history to lead the league in rushing yards and passer rating. WR DeSean Jackson set career highs in receptions (82) and receiving yards (1,332), and tied his personal best with nine receiving touchdowns. The Eagles attack was anchored by an offensive line that started all 16 games together for the first time since 2006 and featured two All-Pro selections in Evan Mathis and Jason Peters, who also garnered Pro Bowl honors along with McCoy. Under new defensive coordinator Bill Davis who implemented a 3-4 defensive scheme, Philadelphia held their opponents to 21 points or less in nine straight games during the middle of the season and finished the year ranked tied for third in games in which the defense held their foes to 21-or-fewer points with 12. DeMeco Ryans paced the defense with a career-high 177 tackles, four sacks and two interceptions while cornerback Brandon Boykin ranked tied for second in the NFL with six interceptions despite playing in just 51 percent of the team's defensive snaps. Trent Cole excelled following a transition from defensive end to outside linebacker in the new 3-4 scheme, recording a team-high eight sacks. Linebacker Mychal Kendricks emerged as a playmaker, collaring 137 tackles, three interceptions and four fumble recoveries.

2014 — The Eagles continued to build an identity as one of the offensive leaders in the NFL, but key injuries and missed opportunities late in the season left Philadelphia outside of the playoff picture after finishing second in the NFC East. En route to their second-consecutive 10-6 record, the Eagles set franchise records in points (474), touchdowns (54), completions (390), gross passing yards (4,581) and first downs (356). Offensively, Philly was paced by Pro Bowlers RB LeSean McCoy, who rushed for 1,319 yards, and WR Jeremy Maclin, who established career highs in receptions (85) and receiving yardage (1,318). Despite battling injuries throughout the year, the Eagles offensive line saw three players receive Pro Bowl nods: T Jason Peters (also earned second-team All-Pro honors), G Evan Mathis and C Jason Kelce. At the quarterback position, QB Nick Foles led the team to a 6-2 record; however, a collarbone injury sustained in a Week 9 victory derailed Foles' season and opened the door for QB Mark Sanchez, who provided quality depth at the position, setting the team record for completion percentage (64.1 pct.). Defensively, Philadelphia was led by LB Connor Barwin, who led the NFC with 14.5 sacks en route to his first-career Pro Bowl nod and second-team All-Pro honors. DE Fletcher Cox joined Barwin on the All-Pro team after continuing to develop into one of the league's most disruptive defensive linemen. The Eagles finished the season tied for second in the NFL with 49 sacks, while also notching 11 return touchdowns (four on defense, seven on special teams) - the third-highest total in NFL history. The special teams unit made a large impact in 2014, with punt returner Darren Sproles earning sec-



Barwin

2015 — The Philadelphia Eagles finished the 2015 season with a 12-5 record, winning the NFC East. The offense was paced by WR Jeremy Maclin, who set a franchise record with 1,200 receiving yards and 11 touchdowns. Quarterback Nick Foles led the team to a franchise-record 4,806 passing yards and 37 touchdowns. On defense, the Eagles finished with 49 sacks, led by DE Fletcher Cox and LB Connor Barwin. The special teams unit was led by punt returner Darren Sproles, who set a franchise record with 1,100 return yards and 11 touchdowns. The Eagles finished the season with a franchise-record 11 return touchdowns. The special teams unit made a large impact in 2015, with punt returner Darren Sproles earning sec-



FOX's 2014 Galloping Gobbler

ond-team All-Pro and Pro Bowl honors after leading the league with a 13.0 punt return average and two PR touchdowns. Rookie K Cody Parkey broke the NFL's all-time rookie scoring record with 150 points, while RB Chris Polk and WR Josh Huff each notched kickoff return scores of 100+ yards, becoming the first team to have two such returns by different players since the 1970 Green Bay Packers.

2015 — The Eagles struggled to find consistency during the 2015 season, finishing with a 7-9 record and missing the playoffs for the second-consecutive season. After spending the majority of three seasons in Philadelphia, head coach Chip Kelly was released from his contract prior to the team's Week 17 contest against the New York Giants, and interim head coach Pat Shurmur led the team to a win in the team's season finale. Offensively in 2015, the



Cox

Eagles were paced by the play of QB Sam Bradford, who was acquired by the team during the 2015 offseason as part of a trade with the St. Louis Rams. Bradford started 14 games for the Birds, setting team records in completions (346) and completion percentage (65.0%), while finishing fourth in team history in passing yards (3,725). Bradford was supported by the emergence of two young pass catchers in WR Jordan Matthews and TE Zach Ertz. Matthews led the team in receptions (85), receiving yards (997) and touchdown catches (eight), while finishing the season with the 10th-most receptions (152) in NFL history by a player in the first two seasons of his career. In his third year in Philadelphia, Ertz set career highs in both receptions (75) and receiving yards (853) and flourished at the end of season, recording 35 catches and 450 yards receiving over the final four weeks of the campaign. His 450 yards over the final four weeks of the season was the highest total in NFL history by a tight end from Weeks 14-17. On the offensive line, T Jason Peters earned his third-consecutive Pro Bowl nod and his eighth-career invitation to the annual all-star game. Defensively, DE Fletcher Cox cemented his place among the league's top defensive linemen, earning his first-career Pro Bowl honors and second-team AP All-Pro accolades after posting a career high in sacks (9.5) and tackles (104). S Malcolm Jenkins continued to provide stability in the team's secondary during his second season in Philadelphia, pacing the team with 120 tackles and 15 passes defensed, while finishing behind only Cox (16.5) in tackles for loss (13). Rookie LB Jordan Hicks made an impact in his first season in the league, recording 54 tackles, three fumble recoveries, two interceptions, one forced fumble and a sack in only eight games before suffering a season-ending pectoral injury in Week 9. RB Darren Sproles earned Pro Bowl honors as a return specialist for the second-straight year after leading the league in punt return yards (446) and punt return touchdowns (two), while finishing second in punt return average (11.7).

2016 — On January 18, 2016, Doug Pederson was named the new head coach of the Philadelphia Eagles. Prior to arriving in Philadelphia, Pederson spent the previous three seasons as the offensive coordinator for the Kansas City Chiefs. A 12-year NFL veteran, Pederson played quarterback for the Eagles in 1999 and worked on the team's coaching staff from 2009-




Roseman, Wentz, Lurie, Pederson

2012. Later in the offseason, Eagles executive vice president of football operations Howie Roseman initiated a pair of trades that allowed the

Eagles to move up from the 13th pick in the first round to the 2nd overall pick and select North Dakota State quarterback Carson Wentz. On September 3, QB Sam Bradford was traded to the Minnesota Vikings in exchange for a 2017 1st-round draft choice and a 2018 4th-round draft choice and Pederson named Wentz the opening-day starter. Wentz went on to set a team and all-time NFL rookie record with 379 completions, while posting franchise rookie records in pass attempts (607), passing yards (3,782), passing touchdowns (16) and completion percentage (62.4%). He also produced the 4th-most passing yards (3,782) in single-season team history and NFL rookie history. With Wentz at the helm of the offense, the team got off to a fast start, as the Eagles won their first three games and headed into their Week 4 bye with a 3-0 record. Following the bye, the Eagles dropped four of the next six games, with all four losses coming on the road. The team's two wins during that stretch came at home against the previously 5-0 Minnesota Vikings and the eventual NFC Champion Atlanta Falcons. Although the team struggled in the back half of the season, they closed out the year with back-to-back home wins against division rivals New York and Dallas. On the offensive side of the ball, TE Zach Ertz led the team in receptions (78), receiving yards (816) and receiving TDs (4). Ertz's 78 catches were the 2nd-most ever by an Eagles tight end. On defense, DT Fletcher Cox was named to his second career Pro Bowl, DE Brandon Graham earned second-team AP All-Pro honors and Jordan Hicks led all NFL LBs with a career-high 5 INTs. K Caleb Sturgis connected on the most FGs in single-season team history (35).

2017 — During the 2017 offseason, the Eagles front office made a number of key acquisitions to bolster the roster. The team utilized free agency to add veterans like LeGarrette Blount, Nick Foles, Alshon Jeffery, Chris Long, Patrick Robinson and Torrey Smith, while also executing trades for veteran defenders Ronald Darby and Tim Jernigan. The team later traded for running back Jay Ajayi just before the NFL trade deadline in October. As a result of these personnel decisions, Eagles Executive Vice President of Football Operations Howie Roseman was named the 2017 Pro Football Writers of America Executive of the Year. After splitting the first



Elliott

two games of the regular-season, the Eagles hosted the New York Giants at Lincoln Financial Field in Week 3. Rookie K Jake Elliott hit a franchise record 61-yard field goal as time expired to lift the Eagles to a 27-24 win over their division rivals and kick off a nine-game win streak. During that winning streak which established the Eagles as the best team in the NFC, Philadelphia won in dominating fashion at Lincoln Financial Field (five double-digit wins at home followed the victory over the Giants) and the team was bruising and physical in road victories at the Los Angeles Chargers, Carolina and Dallas. The Eagles overcame injuries along the way, losing the likes of LB Jordan Hicks, LT Jason Peters and RB Darren Sproles. A December 3rd loss to the Seattle Seahawks sent the 10-2 Eagles

to Los Angeles to play the Rams. Late in the third quarter, QB Carson Wentz limped to the sideline after throwing his NFL-leading and franchise-record 33rd touchdown pass of the season to WR Alshon Jeffery. It was later determined that Wentz had torn the anterior cruciate ligament in his left knee. Despite missing the final three games of the regular season, Wentz turned in a



Wentz

season for the ages, as the second-year signal caller was named second-team All-Pro by the Associated Press and earned his first career Pro Bowl nod as the NFC starting QB. Wentz also finished 3rd in MVP voting, behind Tom Brady and Todd Gurley. Nick Foles helped Philadelphia close out the victory over the Rams to clinch Philadelphia's first NFC East title since 2013. One week later, Foles tossed four touchdown passes to beat the Giants on the road and secure a first-round bye in the playoffs. A 19-10 victory over the Oakland Raiders on Christmas Night provided the Eagles with homefield advantage throughout the NFC Playoffs. The Eagles finished the regular season with 13 wins, tying for the most in a single season in franchise history. On January 13th, the Eagles hosted the Atlanta Falcons in the first playoff game at Lincoln Financial Field since 2013. With the Eagles clinging to a 15-10 lead with just over 1 minute remaining in regulation, Atlanta set up for a fourth-and-goal play from the Philadelphia 2-yard line. Falcons QB Matt Ryan sprinted right and targeted WR Julio Jones in the end zone, but CB Jalen Mills leapt high in the air to defend the pass and the ball fell incomplete. Philadelphia ran out the remainder of the clock to advance to the NFC Championship Game against the Minnesota Vikings. On a picture-perfect January 21st evening at Lincoln Financial Field, the Eagles put together a masterpiece to blow away the Vikings. A defense that peaked down the stretch of the regular season gave up a first-possession touchdown to the Vikings and then scored on an INT return for a touchdown a few minutes later. It was a dominating performance by the defense that featured two takeaways and three stops in the red zone. Meanwhile, Philadelphia's offense rolled up 456 total net yards, including 352 yards and three touchdown passes from Foles. After falling behind 7-0, the Eagles scored 38 straight points to defeat the Vikings 38-7 and advance to Super Bowl LII in Minneapolis. The Eagles met a familiar Super Bowl foe in Minnesota, as Super Bowl LII pitted Philadelphia against the New England Patriots in a rematch of the team's last Super Bowl appearance: a 21-24 loss to the Patriots in 2004. In Super Bowl LII, offense ruled the night and records were set, including the most combined yards in any NFL game (1,151) and the most combined passing yards (874) in NFL postseason history. Philadelphia found the end zone first when Foles connected with Jeffery on a 34-yard touchdown pass to take a 9-3 lead. Former Patriots RB LeGarrette Blount rumbled for a 21-yard touchdown in the second quarter to give Philadelphia a 15-3 advantage, but New England responded to bring the score to 15-12 with just over two minutes remaining in the first half. A 55-yard pass from Foles to rookie RB Corey Clement moved the Eagles offense inside the Patriots 10-yard line and set the stage for one of the most memorable moments in Philadelphia sports history. Following the big play to Clement, Philadelphia reached the Patriots 1-yard line and executed the now-famous "Philly Special." On fourth-and-goal, Head Coach Doug Pederson dialed up a stunner: the direct snap went to Clement, who flipped the ball to TE Trey Burton, who rolled right and tossed a pass to a wide-open Foles, who had leaked out, uncovered, into the right flat. Foles caught the pass for a touchdown that boosted Philadelphia's lead to 22-12 at the half. The score marked the first touchdown catch by a quarterback in a Super Bowl. New England opened the second-half scoring with a touchdown pass to TE Rob Gronkowski, but Foles responded by hitting Clement in the back of the end zone for a 22-yard score. New England fought back and eventually took a 33-32 lead with less than 10 minutes remaining in the fourth quarter. However, true to its 2017 form, Philadelphia showed its resiliency, as Foles and the offense orchestrated a 14-play, 75-yard



Foles

scoring drive that ended when TE Zach Ertz stretched the ball over the goal line on an 11-yard reception to help the Eagles re-take the lead at 38-33. With just over two minutes left in the game, Brady took the field in hopes of leading New England to its second-straight come-from-behind Super Bowl victory, but the Philadelphia defense had other plans. On second down, DE Brandon Graham delivered the final blow of the game when he reached Brady and punched the ball loose. Rookie DE Derek Barnett recovered the fumble and Elliott kicked a 46-yard field goal



Lurie

with 1:10 left on the clock to give the Eagles a 41-33 lead. The kick proved to be the game's final points, as Brady's last-ditch hail mary hit the ground in the end zone and the clock struck zero. Green, white and silver confetti fell from the rafters at U.S. Bank Stadium in Minneapolis, fans packed the streets in Philadelphia and Eagles fans around the world rejoiced. The 2017 Eagles had captured the first Super Bowl title in franchise history and their first NFL Championship since 1960. Pederson became the eighth head coach in NFL history to win the Super Bowl in his first two seasons as a head coach and the seventh to win the Super Bowl in his first playoff run. Pederson became just the fourth head coach in NFL history to lead his team to a Super Bowl title following a sub-.500 record the previous season, joining Bill Walsh (1981 49ers), Dick Vermeil (1999 Rams) and Bill Belichick (2001 Patriots).

2018 — The Philadelphia Eagles began their 2017 Super Bowl title defense with a home game against the Atlanta Falcons in the NFL's annual Thursday Night Kickoff game. The Eagles picked up where they left off in 2017 by defeating the Falcons 15-10. After missing the first two games of the season due to a knee injury sustained in 2017, starting QB Carson Wentz returned to the field in Week 3 and went on to set new single-season career highs in completion percentage (69.6) and QB rating (102.2), while throwing for 3,074 yards and 21 TDs on 401 attempts. Philadelphia struggled to find rhythm and consistency early in the year and entered its bye week at 4-4 following a win over the Jacksonville Jaguars in London in Week 8. Following the team's Week 9 bye, consecutive losses to the Cowboys and Saints dropped the Eagles to 4-6. However the team responded with back-to-back NFC East wins against the Giants and Washington to enter the last quarter of the season at 6-6. The Eagles traveled to Dallas in Week 14 with first place in the NFC East on the line, but Philadelphia was dealt two major blows as they suffered a 23-29 overtime loss to the Cowboys and later learned that Wentz would be forced out of the lineup due to a back injury. Backup quarterback Nick Foles took over the following week as the Eagles headed west to face the 11-2 Los Angeles Rams. The Rams entered the contest as the No. 3 scoring offense in the NFL, averaging 32.7 points per game, but the Eagles defense managed to hold them to just 23 points. The Eagles offense cashed in with three rushing touchdowns and three field goals to upset Los Angeles 30-23. Philadelphia returned home in Week 16 to take on the playoff-bound Houston Texans. Foles turned in a record-breaking performance in front of the home fans as he threw for four touchdowns and a franchise-record 471 passing yards, while engineering a game-winning drive that saw kicker Jake Elliott boot a 35-yard field goal as time expired to give Philadelphia a 32-30 win. The victory over the Texans kept the Eagles' playoff hopes alive heading into Week 17 and gave them an outside shot at the final Wild Card spot in the NFC. This scenario required Philadelphia to beat division-rival Washington on the road and also have the Chicago Bears defeat the Minnesota Vikings. The Eagles handled business in Washington, shutting out Washington 24-0. The team returned to the visiting locker room at FedExField to

find the Bears ahead of the Vikings in the fourth quarter.

Chicago went on to defeat the Vikings 24-10 and despite a rollercoaster of a regular season, Philadelphia won five of its last six regular-season games to earn a spot in the 2018 playoffs. The Eagles traveled to face the No. 3 seeded Chicago Bears in the Wild Card Round and narrowly defeated the Bears 16-15. With time running out in regulation, Foles engineered a 12-play, 60-yard game-winning touchdown drive that was capped by a 2-yard touchdown



Ertz

pass to WR Golden Tate with just 56 seconds remaining in the game. While the touchdown gave the Eagles the lead, the game was not in hand until Bears kicker Cody Parkey clanked what would have been the game-winning field goal off the left upright and the crossbar. The ball crashed to the ground in the end zone and the Eagles kneeled out the clock to advance to the Divisional Round and set up a rematch with the No. 1 seeded New Orleans Saints. The matchup sent Philadelphia back to New Orleans, where it had previously suffered a 48-7 loss in Week 11. The Eagles proved that they were a different team this time around and jumped out to a 14-0 lead early in the first quarter. However, Philadelphia struggled to move the ball for the remainder of the contest and ultimately fell to the Saints 14-20. The 2018 season featured a number of impressive individual performances and five Eagles earned spots in the Pro Bowl: G Brandon Brooks, DT Fletcher Cox, TE Zach Ertz, S Malcolm Jenkins and T Lane Johnson. Ertz set a single-season NFL record for receptions by a TE (116), surpassing the previous mark of 110 set by Jason Witten in 2012. Ertz's 116 receptions also set a new Eagles' single-season record and ranked 2nd in the NFL in 2018, trailing only Saints WR Michael Thomas (125). Cox led the team with a career-high 10.5 sacks, marking the most sacks by an Eagles DT since Andy Harmon in 1995 (11.0). Wentz ranked 3rd in the NFL with a team-record 69.6 (279-of-401) completion percentage, trailing only Saints QB Drew Brees (74.4%) and Vikings QB Kirk Cousins (70.1%) (min. 400 attempts). Wentz also registered a career-high 102.2 passer rating. In addition to the team's five Pro Bowlers, Cox and C Jason Kelce were named first-team All-Pro by the Associated Press.

2019 — The Philadelphia Eagles opened the 2019 season at home against Washington and found themselves down 17-0 early in the second quarter after a slow start. Behind a 313-yard and three TD performance from QB Carson Wentz, including two 50+ yard TD passes to WR DeSean Jackson, who reunited with Philadelphia in the offseason after stints in Washington and Tampa Bay, the Eagles rallied back. They would go on to score 25-unanswered points in the second half to defeat Washington 32-27. Losing their next two games against Atlanta and Detroit, the 1-2 Eagles traveled to Green Bay for a Thursday Night Football matchup against the 3-0 Packers. In Green Bay, Philadelphia gained 176 yards on the ground and sealed a 34-27 victory when LB Nigel Bradham intercepted Packers QB Aaron Rodgers in the endzone with 28 seconds remaining in regulation. The following week, in a 31-6 win over the Jets, the Eagles became the first team in NFL history to record 10+ sacks, a fumble recovery TD and an INT TD in the same game, led by a career-high 3.0 sacks from DE Brandon Graham. Philadelphia stood at 3-2 and tied for first place in the NFC East as they faced a three-game road trip against Minnesota, Dallas and Buffalo. After dropping the first two games of the road trip, the Eagles traveled to Buffalo to face the 5-1 Bills. With a season-high 218 rushing yards and rushing TDs from Miles Sanders, Jordan Howard and Boston Scott, the Eagles defeated the Bills 31-13. After a stellar performance in Buffalo, the Eagles returned home to host the Chicago Bears. The defense showed up once again,

this time allowing only nine first half yards to the Bears, marking the 9th-fewest yards allowed by an NFL team in the first half of a game since at least 2000. The Eagles defeated the Bears 22-14 and headed into their bye week at 5-4. Following the bye, three straight losses against New England, Seattle and Miami left the Eagles at 5-7. Despite their record, the Eagles still controlled their own playoff destiny with four games remaining against NFC East opponents. The route to an NFC East title and playoff berth was straightforward: win-out. The first of the four must-win games was a home contest against the Giants on Monday Night Football. Trailing 17-3 at halftime, the Eagles mounted a furious comeback. Philadelphia's defense shut the Giants out the rest of the way. Down seven points with 8:10 remaining, the Eagles marched from their own 15-yard line to the Giants 2-yard line, eating up clock along the way. Wentz capped off the game-tying drive with a 2-yard TD throw to TE Zach Ertz. In overtime, the Eagles received the ball first and never relinquished possession. Another 2-yard TD from Wentz to Ertz completed the comeback and sealed the victory. The following week, the Eagles and Washington squared off at FedExField. In a game with nine lead changes, Philadelphia found themselves down by three with under five minutes left, when for the second consecutive week, Wentz marched his team down the field late in the game. This time, Wentz completed 8-of-8 attempts for 70 yards and sealed the win with a 4-yard TD pass to WR Greg Ward with 26 seconds remaining in regulation. In the victory, Sanders had a record setting performance, scoring a rushing TD and receiving TD, achieving single-game career-highs in scrimmage yards (172) and rushing yards (122), and establishing new Eagles single-season rookie records in both categories (1,120 scrimmage yards and 687 rushing yards). In Week 16, the Eagles and Cowboys met at Lincoln Financial Field for a matchup with playoff implications. If Dallas won, they would clinch the NFC East and eliminate the Eagles from playoff contention. However, an Eagles win would keep Philadelphia's playoff hopes alive and set up a Week 17 'win-and-in' scenario. The Eagles jumped out to an early 10-point lead with a field goal by K Jake Elliott and a TD by TE Dallas Goedert. Goedert would go on to lead the Eagles passing attack with a career-high 9 catches for 91 yards. Two second-quarter field goals by the Cowboys cut into the Eagles lead. With the score at 10-6, a late third quarter TD by Sanders, who finished with 156 scrimmage yards in the game, extended Philadelphia's lead to 17-6. The Eagles would continue their stout defensive performance, surrendering just one more field goal in the game and keeping the NFL's No. 1 ranked offense out of the end zone, en route to a 17-9 victory. The victory over Dallas formed two Week 17 scenarios for Philadelphia to clinch the NFC East and earn a playoff berth: a victory at MetLife Stadium against the Giants, or a Cowboys loss to Washington. Through three quarters of the game, each time Philadelphia took the lead, the Giants answered. With the game tied 17-17 in the fourth quarter, Boston Scott ran in his second and third touchdowns of the game and Philadelphia scored 17-unanswered points to win 34-17 and wrap up the NFC East title. The victory over the Giants set up a Wild Card Weekend matchup between the Eagles and Seahawks at Lincoln Financial Field. The game would mark the first-ever playoff meeting between the two teams. Due to a first-quarter head injury to Wentz, Eagles backup QB and 17-year veteran Josh McCown took the ball under center the rest of the way. Under his direction, the Eagles marched down the field on numerous occasions, but were unable reach the end zone. Philadelphia scored 9 points off the foot of Jake Elliott, but it wasn't enough, as they ultimately fell to the Seahawks 9-17.



Sanders

2020 — The Eagles relieved head coach Doug Pederson of his duties following a disappointing 4-11-1 campaign. Marred by injuries, Philadelphia used 14 different starting offensive line combinations throughout the year, with C Jason Kelce, who earned his fourth career Pro Bowl, being the one constant in the trenches. RB Miles Sanders ranked fourth among NFL running backs with a 5.3 rushing average and became the first player since 2012 to record three rushing plays of 70-plus-yards in the same season. Defensively, the Eagles totaled the third-most sacks (49) in the NFL. DE Brandon Graham led the team with 8.0 sacks and was named to his first Pro Bowl appearance, while DT Fletcher Cox secured his sixth consecutive Pro Bowl honor. Rookie QB Jalen Hurts replaced QB Carson Wentz in the second half of a Week 13 matchup at Green Bay and remained the starting quarterback for the final four games of the regular season. In Week 14 vs. New Orleans, Hurts led the Eagles to a 24-21 victory over the 10-2 Saints in his first career start, joining Ron Jaworski as the only quarterbacks in NFL history to beat a team on a 9-plus-game winning streak in their starting debut. In Week 15 at Arizona, Hurts posted the most offensive touchdowns (4) and passing touchdowns (3, tied) in Eagles rookie history. He then threw for a career-best 342 yards at Dallas in Week 16, including an 81-yard touchdown to DeSean Jackson - the longest passing touchdown by an Eagles rookie since Davey O'Brien in 1939.



YEAR-BY-YEAR STATISTICS



[FRONT OFFICE & COACHING STAFF](#)

[PLAYER BIOS](#)

[2020 EAGLES STATS](#)

[RECORD BOOK](#)

[ALL-TIME RESULTS](#)

[ALL-TIME ROSTERS](#)

[HONORS & HISTORY](#)

[YEAR-BY-YEAR STATS](#)

[OFF THE FIELD](#)

2020 EAGLES STATISTICS



SCHEDULE & RESULTS (4-11-1)					
S-13	L	17-27	at Washington	---	
S-20	L	19-37	L.A. Rams	---	
S-27	T	23-23	Cincinnati	---	
O-04	W	25-20	at San Francisco	---	
O-11	L	29-38	at Pittsburgh	4,708	
O-18	L	28-30	Baltimore	---	
O-22	W	22-21	New York Giants	---	
N-01	W	23-9	Dallas	---	
N-15	L	17-27	at New York Giants	---	
N-22	L	17-22	at Cleveland	11,133	
N-30	L	17-23	Seattle	---	
D-06	L	16-30	at Green Bay	---	
D-13	W	24-21	New Orleans	---	
D-20	L	26-33	at Arizona	---	
D-27	L	17-37	at Dallas	30,131	
J-03	L	14-20	Washington	---	

TEAM STATS	EAGLES	OPP
Total First Downs	336	340
Rushing	114	98
Passing	177	209
Penalty	45	33
3rd Down: Made/Att	82/220	80/211
3rd Down Pct.	37.3%	37.9%
4th Down: Made/Att	15/35	7/18
4th Down Pct.	42.9%	38.9%
Possession Avg.	28:58	31:02
Total Net Yards	5354	5810
Avg. Per Game	334.6	363.1
Total Plays	1066	1060
Avg. Per Play	5.0	5.5
Net Yards Rushing	2027	2012
Avg. Per Game	126.7	125.8
Total Rushes	403	481
Net Yards Passing	3327	3798
Avg. Per Game	207.9	237.4
Sacked/Yards Lost	65/401	49/324
Gross Yards	3728	4122
Attempts/Completions	598/334	530/364
Completion Pct.	55.9%	68.7%
Had Intercepted	20	8
Punts/Average	74/45.9	71/46.1
Net Punting Avg.	40.6	42
Penalties/Yards	107/853	112/1036
Fumbles/Ball Lost	31/9	21/11
Touchdowns	42	48
Rushing	16	20
Passing	22	27
Returns	4	1

Score By Periods	Q1	Q2	Q3	Q4	OT	Pts
Eagles	62	103	58	111	0	334
Opponents	88	119	97	114	0	418

Passing	Att	Cmp	Yds	Cmp%	Y/A	TD	TD%	Int	Int%	Lg	Sk/Lost	Rat
C.Wentz	437	251	2620	57.4%	6.0	16	3.7%	15	3.4%	59	50/326	72.8
J.Hurts	148	77	1061	52.0%	7.2	6	4.1%	4	2.7%	81t	13/59	77.5
N.Sudfeld	12	5	32	41.7%	2.7	0	0.0%	1	8.3%	10	2/16	14.6
G.Ward	1	1	15	100.0%	15.0	0	0.0%	0	0.0%	15	0/0	118.8
Eagles	598	334	3728	55.9%	6.2	22	3.7%	20	3.3%	81t	65/401	72.9
Opponents	530	364	4122	68.7%	7.8	27	5.1%	8	1.5%	69	49/324	102.4

Scoring	TD	Ru	Pa	Rt	PAT	FG	2Pt	Pts	INTs	No.	Yds	Avg	Lg	TD
J.Elliott	0	0	0	0	24/26	14/19	0	66	M.Epps	2	0	0.0	0	0
M.Sanders	6	6	0	0			2	40	A.Singleton	1	30	30.0	30t	1
G.Ward	6	0	6	0			1	38	D.Slay	1	25	25.0	25	0
C.Wentz	5	5	0	0			0	30	R.McLeod	1	21	21.0	21	0
T.Fulgham	4	0	4	0			0	24	T.Edwards	1	13	13.0	13	0
J.Hurts	3	3	0	0			0	18	D.Riley	1	7	7.0	7	0
D.Goedert	3	0	3	0			0	18	J.Mills	1	5	5.0	5	0
J.Reagor	2	0	1	1			1	14	Eagles	8	101	12.6	30t	1
B.Scott	2	1	1	0			0	12	Opponents	20	132	6.6	50t	1
R.Rodgers	2	0	2	0			0	12						
Z.Ertz	1	0	1	0			1	8						
Arcega-Whiteside	1	0	0	1			1	8						
Q.Watkins	1	0	1	0			0	6						
J.Croom	1	0	1	0			0	6						
C.Clement	1	1	0	0			0	6						
A.Singleton	1	0	0	1			0	6						
D.Jackson	1	0	1	0			0	6						
R.McLeod	1	0	0	1			0	6						
A.Jeffery	1	0	1	0			0	6						
J.Hightower	0	0	0	0			1	2						
Eagles	42	16	22	4	24/26	14/19	7	334						
Opponents	48	20	27	1	45/47	27/32	0	418						

Sacks: B.Graham 8.0, F.Cox 6.5, J.Sweat 6.0, D.Barnett 5.5, J.Hargrave 4.5, V.Curry 3.0, M.Jackson 2.5, T.Edwards 2.0, A.Singleton 2.0, J.Mills 1.5, G.Avery 1.5, M.Jacquet 1.0, H.Ridgeway 1.0, N.Gerry 1.0, R.Williams 1.0, C.LeBlanc 1.0, T.McGill 0.5, D.Riley 0.5, **Eagles: 49.0, Opponents: 65.0**

Fumbles Lost: C.Wentz 4, M.Sanders 2, J.Hurts 2, N.Sudfeld 1 **Total: 9**

Opponent Fumble Recoveries: R.McLeod 2, A.Singleton 2, C.LeBlanc 1, J.Hargrave 1, K.Wallace 1, V.Curry 1, M.Jackson 1, N.Robey 1, B.Graham 1 **Total: 11**

2-Pt. Conversions: Eagles: 7/16, Opponents: 0/1

Rushing	No.	Yds	Avg	Lg	TD
M.Sanders	164	867	5.3	82t	6
B.Scott	80	374	4.7	56t	1
J.Hurts	63	354	5.6	24	3
C.Wentz	52	276	5.3	40	5
C.Clement	21	75	3.6	7	1
J.Howard	7	27	3.9	11	0
J.Reagor	4	26	6.5	19	0
J.Huntley	5	19	3.8	10	0
N.Sudfeld	2	12	6.0	12	0
D.Jackson	1	12	12.0	12	0
J.Hightower	1	1	1.0	1	0
Z.Ertz	0	0	0.0	0	0
G.Ward	2	-4	-2.0	2	0
A.Killins	1	-12	-12.0	-12	0
Eagles	403	2027	5.0	82t	16
Opponents	481	2012	4.2	80	20

Receiving	No.	Yds	Avg	Lg	TD
G.Ward	53	419	7.9	32t	6
D.Goedert	46	524	11.4	41	3
T.Fulgham	38	539	14.2	42t	4
Z.Ertz	36	335	9.3	42	1
J.Reagor	31	396	12.8	55	1
M.Sanders	28	197	7.0	28	0
B.Scott	25	212	8.5	18t	1
R.Rodgers	24	345	14.4	33t	2
D.Jackson	14	236	16.9	81t	1
J.Hightower	10	167	16.7	59	0
Q.Watkins	7	106	15.1	43	1
A.Jeffery	6	115	19.2	39	1
C.Clement	5	25	5.0	12	0
J.Arcega-Whiteside	4	85	21.3	37	0
D.Burnett	3	19	6.3	10	0
J.Croom	1	3	3.0	3t	1
J.Hurts	1	3	3.0	3	0
A.Killins	1	2	2.0	2	0
J.Huntley	1	0	0.0	0	0
H.Butler	0	0	0.0	0	0
Eagles	334	3728	11.2	81t	22
Opponents	364	4122	11.3	69	27

INTs	No.	Yds	Avg	Lg	TD
M.Epps	2	0	0.0	0	0
A.Singleton	1	30	30.0	30t	1
D.Slay	1	25	25.0	25	0
R.McLeod	1	21	21.0	21	0
T.Edwards	1	13	13.0	13	0
D.Riley	1	7	7.0	7	0
J.Mills	1	5	5.0	5	0
Eagles	8	101	12.6	30t	1
Opponents	20	132	6.6	50t	1

Sacks: B.Graham 8.0, F.Cox 6.5, J.Sweat 6.0, D.Barnett 5.5, J.Hargrave 4.5, V.Curry 3.0, M.Jackson 2.5, T.Edwards 2.0, A.Singleton 2.0, J.Mills 1.5, G.Avery 1.5, M.Jacquet 1.0, H.Ridgeway 1.0, N.Gerry 1.0, R.Williams 1.0, C.LeBlanc 1.0, T.McGill 0.5, D.Riley 0.5, **Eagles: 49.0, Opponents: 65.0**

Fumbles Lost: C.Wentz 4, M.Sanders 2, J.Hurts 2, N.Sudfeld 1 **Total: 9**

Opponent Fumble Recoveries: R.McLeod 2, A.Singleton 2, C.LeBlanc 1, J.Hargrave 1, K.Wallace 1, V.Curry 1, M.Jackson 1, N.Robey 1, B.Graham 1 **Total: 11**

Punting	No	Yds	Avg	Net	TB	In	Lg	B
C.Johnston	71	3318	46.7	40.6	6	26	66	1
J.Elliott	2	77	38.5	38.5	0	1	42	0
Eagles	74	3395	45.9	40.6	6	27	66	1
Opponents	71	3271	46.1	42.0	3	28	71	0

Punt Returns	Ret	FC	Yds	Avg	Lg	TD
G.Ward	21	22	134	6.4	22	0
J.Reagor	4	4	94	23.5	73t	1
D.Jackson	1	1	2	2.0	2	0
Eagles	26	27	230	8.8	73t	1
Opponents	43	13	274	6.4	20	0

Kickoff Returns	No.	Yds	Avg	Lg	TD
B.Scott	28	590	21.1	46	0
J.Huntley	2	36	18.0	20	0
C.Clement	1	22	22.0	22	0
Eagles	31	648	20.9	46	0
Opponents	26	581	22.3	37	0

Field Goals	1-19	20-29	30-39	40-49	50+
J.Elliott	0/0	1/3	6/6	5/5	2/5
Eagles	0/0	1/3	6/6	5/5	2/5
Opponents	0/0	4/4	7/7	14/17	2/4

Elliott: (38G, 53SH) (38G, 33G) (27G, 42G, 54G) (35G) (57WR) (52WR) (31G, 29WL) () (40G) (43G) (42G) (52G) (44G, 22LU) () (38G) ()

2019 EAGLES STATISTICS



SCHEDULE & RESULTS (9-7)					
S-08	W	32-27	Washington	69,796	
S-15	L	20-24	at Atlanta	72,443	
S-22	L	24-27	Detroit	69,796	
S-26	W	34-27	at Green Bay	77,509	
O-06	W	31-6	New York Jets	69,796	
O-13	L	20-38	at Minnesota	66,837	
O-20	L	10-37	at Dallas	91,213	
O-27	W	31-13	at Buffalo	69,435	
N-03	W	22-14	Chicago	69,796	
N-17	L	10-17	New England	69,796	
N-24	L	9-17	Seattle	69,796	
D-01	L	31-37	at Miami	65,545	
D-09	W	23-17	New York Giants (OT)	69,796	
D-15	W	37-27	at Washington	63,246	
D-22	W	17-9	Dallas	69,796	
D-29	W	34-17	at New York Giants	75,029	
NFC WILD CARD PLAYOFF					
J-05	L	9-17	Seattle	69,796	

TEAM STATS	EAGLES	OPP
Total First Downs	354	289
Rushing	104	76
Passing	215	185
Penalty	35	28
3rd Down: Made/Att	104/229	70/205
3rd Down Pct.	45.4%	34.1%
4th Down: Made/Att	8/24	11/18
4th Down Pct.	33.3%	61.1%
Possession Avg.	27:04	27:04
Total Net Yards	5772	5307
Avg. Per Game	360.8	331.7
Total Plays	1104	967
Avg. Per Play	5.2	5.5
Net Yards Rushing	1939	1442
Avg. Per Game	121.2	90.1
Total Rushes	454	353
Net Yards Passing	3833	3865
Avg. Per Game	239.6	241.6
Sacked/Yards Lost	37/230	43/271
Gross Yards	4063	4136
Attempts/Completions	613/391	571/348
Completion Pct.	63.8%	60.9%
Had Intercepted	8	11
Punts/Average	71/46.4	86/44.7
Net Punting Avg.	42.3	41.2
Penalties/Yards	100/836	115/959
Fumbles/Ball Lost	31/15	19/9
Touchdowns	46	41
Rushing	16	13
Passing	27	27
Returns	3	1

Score By Periods	Q1	Q2	Q3	Q4	OT	Pts
Eagles	69	103	104	103	6	385
Opponents	72	129	68	85	0	354

Passing	Att	Cmp	Yds	Cmp%	Y/A	TD	TD%	Int	Int%	Lg	Sk/Lost	Rat
C.Wentz	607	388	4039	63.9%	6.6	27	4.4%	7	1.2%	53t	37/230	93.1
J.McCown	5	3	24	60.0%	4.8	0	0.0%	0	0.0%	13	0/0	72.1
J.Elliott	1	0	0	0.0%	0.0	0	0.0%	1	100.0%	0	0/0	0.0
Eagles	613	391	4063	63.8%	6.6	27	4.4%	8	1.3%	53t	37/230	92.1
Opponents	571	348	4136	60.9%	7.2	27	4.7%	11	1.9%	75t	43/271	90.8

Scoring	TD	Ru	Pa	Rt	PAT	FG	2Pt	Pts
J.Elliott	0	0	0	0	35/37	22/26	0	101
J.Howard	7	6	1	0			0	42
Z.Ertz	6	0	6	0			1	38
M.Sanders	6	3	3	0			1	38
D.Goedert	5	0	5	0			0	30
B.Scott	5	5	0	0			0	30
A.Jeffery	5	1	4	0			0	30
N.Agholor	3	0	3	0			1	20
D.Jackson	2	0	2	0			0	12
O.Scandrick	1	0	0	1			0	6
N.Bradham	1	0	0	1			0	6
C.Wentz	1	1	0	0			0	6
N.Gerry	1	0	0	1			0	6
G.Ward	1	0	1	0			0	6
J.Perkins	1	0	1	0			0	6
Arcega-Whiteside	1	0	1	0			0	6
D.Sproles	0	0	0	0			1	2
Eagles	46	16	27	3	35/37	22/26	4	385
Opponents	41	13	27	1	35/37	23/27	2	354

2-Pt. Conversions: Eagles: 4/7, Opponents: 2/4

Rushing	No.	Yds	Avg	Lg	TD
M.Sanders	179	818	4.6	65t	3
J.Howard	119	525	4.4	20	6
B.Scott	61	245	4.0	25	5
C.Wentz	62	243	3.9	19	1
D.Sproles	17	66	3.9	17	0
J.Ajayi	10	30	3.0	11	0
N.Agholor	2	7	3.5	16	0
G.Ward	1	5	5.0	5	0
A.Jeffery	1	2	2.0	2t	1
J.McCown	2	-2	-1.0	-1	0
Eagles	454	1939	4.3	65t	16
Opponents	353	1442	4.1	68t	13

Receiving	No.	Yds	Avg	Lg	TD
Z.Ertz	88	916	10.4	30	6
D.Goedert	58	607	10.5	28t	5
M.Sanders	50	509	10.2	45	3
A.Jeffery	43	490	11.4	38	4
N.Agholor	39	363	9.3	43	3
G.Ward	28	254	9.1	38	1
B.Scott	24	204	8.5	39	0
J.Arcega-Whiteside	10	169	16.9	30	1
M.Hollins	10	125	12.5	20	0
J.Howard	10	69	6.9	20t	1
D.Jackson	9	159	17.7	53t	2
J.Perkins	9	87	9.7	24t	1
D.Sproles	6	24	4.0	7	0
J.Matthews	4	33	8.3	10	0
D.Burnett	2	48	24.0	41	0
R.Davis	1	6	6.0	6	0
J.Ajayi	0	0	0.0	0	0
Eagles	391	4063	10.4	53t	27
Opponents	348	4136	11.9	75t	27

INTs	No.	Yds	Avg	Lg	TD
N.Gerry	2	51	25.5	51t	1
R.McLeod	2	30	15.0	23	0
R.Darby	2	29	14.5	16	0
S.Jones	2	4	2.0	3	0
N.Bradham	1	22	22.0	22	0
A.Sendejo	1	15	15.0	15	0
J.Mills	1	0	0.0	0	0
A.Maddox	0	8	0.0	8	0
Eagles	11	159	14.5	51t	1
Opponents	8	36	4.5	17	0

Sacks: B.Graham 8.5, D.Barnett 6.5, V.Curry 5.0, J.Sweat 4.0, F.Cox 3.5, N.Gerry 2.5, M.Jenkins 2.5, T.Jernigan 2.0, H.Ridgeway 2.0, O.Scandrick 2.0, D.Hall 1.0, A.Maddox 1.0, A. Sendejo 1.0, R. McLeod 1.0, G.Avery 0.5. **Eagles: 43.0, Opponents: 37.0**

Fumbles Lost: C.Wentz 7, C.Clement 2, D.Goedert 2, B.Scott 1, M.Sanders 1, Z.Ertz 1, N.Agholor 1 **Total: 15**

Opponent Fumble Recoveries: B.Graham 2, N.Bradham 1, F.Cox 1, K.Grugier-Hill 1, D.Riley 1, N.Gerry 1, O.Scandrick 1, M.Jenkins 1 **Total: 9**

Punting	No	Yds	Avg	Net	TB	In	Lg	B
C.Johnston	71	3292	46.4	42.3	4	28	61	0
Eagles	71	3292	46.4	42.3	4	28	61	0
Opponents	86	3840	44.7	41.2	7	34	72	0

Punt Returns	Ret	FC	Yds	Avg	Lg	TD
D.Sproles	11	7	86	7.8	17	0
G.Ward	7	12	24	3.4	16	0
B.Scott	6	4	43	7.2	13	0
N.Agholor	2	0	7	3.5	4	0
C.Clement	1	0	0	0.0	0	0
Eagles	27	23	160	5.9	17	0
Opponents	32	19	207	6.5	24	0

Kickoff Returns	No.	Yds	Avg	Lg	TD
M.Sanders	14	314	22.4	67	0
B.Scott	10	229	22.9	33	0
C.Clement	3	73	24.3	26	0
N.Gerry	1	21	21.0	21	0
D.Goedert	1	16	16.0	16	0
Eagles	29	653	22.5	67	0
Opponents	27	643	23.8	100t	1

Field Goals	1-19	20-29	30-39	40-49	50+
J.Elliott	0/0	7/7	8/8	5/7	2/4
Eagles	0/0	7/7	8/8	5/7	2/4
Opponents	0/0	5/5	9/9	5/6	4/7

Elliott: (22G) (34G, 41G) (25G) () (28G) (53G, 40G) (38G) (37G) (28G, 28G, 38G) (42G) (28G) (48G, 43G, 49WL, 37G) (34G, 47WL) (25G) (36G, 53WR, 55WL) (31G, 50G)
Opponents: (41G, 48G) (50G, 50WL) (25G, 33G, 46B) (30G, 31G) (55WR) (39G) (26G, 63G, 29G) (53WR) () (35G, 22G, 39G) (24G) (51G) (34G) (53G, 43G) (49G, 32G, 49G) (37G)

2018 EAGLES STATISTICS



SCHEDULE & RESULTS (9-7)					
S-06	W	18-12	Atlanta	69,696	
S-16	L	21-27	at Tampa Bay	56,552	
S-23	W	20-16	Indianapolis	69,696	
S-30	L	23-26	at Tennessee (OT)	69,013	
O-07	L	21-23	Minnesota	69,696	
O-11	W	34-13	at New York Giants	77,167	
O-21	L	17-21	Carolina	69,696	
O-28	W	24-18	at Jacksonville (Lon.)	85,870	
N-11	L	20-27	Dallas	69,696	
N-18	L	7-48	at New Orleans	73,042	
N-25	W	25-22	New York Giants	69,696	
D-03	W	28-13	Washington	69,696	
D-09	L	23-29	at Dallas (OT)	93,127	
D-16	W	30-23	at L.A. Rams	74,210	
D-23	W	32-30	Houston	69,696	
D-30	W	24-0	at Washington	63,188	
NFC WILD CARD PLAYOFF					
J-06	W	16-15	at Chicago	62,462	
NFC DIVISIONAL PLAYOFF					
J-13	L	14-20	at New Orleans	73,027	

TEAM STATS	EAGLES	OPP
Total First Downs	346	308
Rushing	94	71
Passing	221	215
Penalty	31	22
3rd Down: Made/Att	84/205	71/201
3rd Down Pct.	41.0%	35.3%
4th Down: Made/Att	14/23	11/19
4th Down Pct.	60.9%	57.9%
Possession Avg.	32:03	27:57
Total Net Yards	5845	5859
Avg. Per Game	365.3	366.2
Total Plays	1037	1002
Avg. Per Play	5.6	5.8
Net Yards Rushing	1570	1551
Avg. Per Game	98.1	96.9
Total Rushes	398	332
Net Yards Passing	4275	4308
Avg. Per Game	267.2	269.3
Sacked/Yards Lost	40/249	44/311
Gross Yards	4524	4619
Attempts/Completions	599/422	626/417
Completion Pct.	70.5%	66.6%
Had Intercepted	11	10
Punts/Average	61/48.1	65/46.1
Net Punting Avg.	42.7	42.2
Penalties/Yards	100/852	115/995
Fumbles/Ball Lost	29/12	22/7
Touchdowns	41	37
Rushing	12	14
Passing	29	22
Returns	0	1

Score By Periods	Q1	Q2	Q3	Q4	OT	Pts
Eagles	41	107	101	115	3	367
Opponents	61	108	53	114	12	348

Passing	Att	Cmp	Yds	Cmp%	Y/A	TD	TD%	Int	Int%	Lg	Sk/Lost	Rat
C.Wentz	401	279	3074	69.6%	7.7	21	5.2%	7	1.7%	58	31/202	102.2
N.Foles	195	141	1413	72.3%	7.2	7	3.6%	4	2.1%	83t	9/47	96.0
N.Sudfeld	2	1	22	50.0%	11.0	1	50.0%	0	0.0%	22t	0/0	129.2
N.Agholor	1	1	15	100.0%	15.0	0	0.0%	0	0.0%	15	0/0	118.8
Eagles	599	422	4524	70.5%	7.6	29	4.8%	11	1.8%	83t	40/249	100.8
Opponents	626	417	4619	66.6%	7.4	22	3.5%	10	1.6%	75t	44/311	93.4

Scoring	TD	Ru	Pa	Rt	PAT	FG	2Pt	Pts	INTs	No.	Yds	Avg	Lg	TD		
J.Elliott	0	0	0	0	33/35	26/31	0	111	R.Douglas	3	14	4.7	17	0		
Z.Ertz	8	0	8	0			0	48	A.Maddox	2	23	11.5	23	0		
A.Jeffery	6	0	6	0			0	36	C.Graham	1	29	29.0	29	0		
W.Smallwood	5	3	2	0			1	32	M.Jenkins	1	25	25.0	25	0		
N.Agholor	4	0	4	0			0	24	K.Grugier-Hill	1	24	24.0	24	0		
D.Goedert	4	0	4	0			0	24	R.Darby	1	16	16.0	16	0		
J.Adams	3	3	0	0			1	20	N.Gerry	1	8	8.0	8	0		
J.Ajayi	3	3	0	0			1	20	Eagles	10	139	13.9	29	0		
D.Sproles	3	1	2	0			0	18	Opponents	11	153	13.9	40	0		
C.Clement	2	2	0	0			1	14	Sacks: F.Cox 10.5, M.Bennett 9.0, C.Long 6.5, B.Graham 4.0, J.Hicks 3.0, D.Barnett 2.5, N.Bradham 2.0, K.Grugier-Hill 1.0, T.Hester 1.0, M.Jenkins 1.0, H.Ngata 1.0, D.Vaeao 1.0, Da.Hall 0.5, B.Hector 0.5, A.Maddox 0.5, Eagles: 44.0, Opponents: 40.0							
J.Matthews	2	0	2	0			0	12	Fumbles Lost: C.Wentz 6, N.Foles 2, J.Ajayi 1, W.Smallwood 1, T.Sullivan 1, J.Adams 1 Total: 12							
G.Tate	1	0	1	0			1	8	Opponent Fumble Recoveries: C.Graham 1, M.Jenkins 1, B.Graham 1, N.Bradham 1, F.Cox 1, D.Alexander 1, J.Hicks 1 Total: 7							
Eagles	41	12	29	0	33/35	26/31	5	367	Punting							
Opponents	37	14	22	1	28/32	32/37	1	348	No.	Yds	Avg	Net	TB	In	Lg	B

2-Pt. Conversions: Eagles 5/6, Opponents: 1/3

Rushing	No.	Yds	Avg	Lg	TD
J.Adams	120	511	4.3	29	3
W.Smallwood	87	364	4.2	15	3
C.Clement	68	259	3.8	32	2
J.Ajayi	45	184	4.1	20	3
D.Sproles	29	120	4.1	17	1
C.Wentz	34	93	2.7	13	0
N.Agholor	3	32	10.7	16	0
N.Foles	9	17	1.9	4	0
N.Sudfeld	2	-2	-1.0	-1	0
G.Tate	1	-8	-8.0	-8	0
Eagles	398	1570	3.9	32	12
Opponents	332	1551	4.7	90t	14

Receiving	No.	Yds	Avg	Lg	TD
Z.Ertz	116	1163	10.0	34	8
A.Jeffery	65	843	13.0	52	6
N.Agholor	64	736	11.5	83t	4
D.Goedert	33	334	10.1	32t	4
G.Tate	30	278	9.3	32	1
W.Smallwood	28	230	8.2	36t	2
C.Clement	22	192	8.7	23	0
J.Matthews	20	300	15.0	56t	2
D.Sproles	15	160	10.7	37t	2
J.Adams	7	58	8.3	13	0
K.Aiken	6	53	8.8	18	0
J.Perkins	5	67	13.4	30	0
J.Ajayi	5	20	4.0	12	0
D.Carter	2	21	10.5	11	0
S.Gibson	1	48	48.0	48	0
N.Foles	1	10	10.0	15	0
R.Rodgers	1	7	7.0	7	0
C.Wentz	1	4	4.0	4	0
M.Wallace	0	0	0.0	0	0
Eagles	422	4524	10.7	83t	29
Opponents	417	4619	11.1	75t	22

Punting	No.	Yds	Avg	Net	TB	In	Lg	B
C.Johnston	61	2937	48.1	42.7	7	24	68	0
Eagles	61	2937	48.1	42.7	7	24	68	0
Opponents	65	2999	46.1	42.2	2	20	65	0

Punt Returns	Ret	FC	Yds	Avg	Lg	TD
D.Carter	10	0	103	10.3	42	0
D.Sproles	10	9	83	8.3	14	0
C.Clement	6	2	17	2.8	10	0
G.Tate	5	0	13	2.6	12	0
N.Agholor	1	0	0	0.0	0	0
T.Sullivan	1	0	0	0.0	0	0
Eagles	33	11	216	6.5	42	0
Opponents	31	16	194	6.3	23	0

Kickoff Returns	No.	Yds	Avg	Lg	TD
C.Clement	13	333	25.6	48	0
D.Carter	10	204	20.4	30	0
B.Scott	4	96	24.0	35	0
S.Gibson	3	57	19.0	30	0
W.Smallwood	2	33	16.5	17	0
D.Sproles	1	2	2.0	2	0
Eagles	33	725	22.0	48	0
Opponents	24	540	22.5	46	0

Field Goals	1-19	20-29	30-39	40-49	50+
J.Elliott	0/0	7/7	10/11	7/8	2/5
Eagles	0/0	7/7	10/11	7/8	2/5
Opponents	1/1	10/11	11/11	4/7	6/7

Elliott: (26G) (42RU) (55WL, 33G, 24G) (27G, 30G, 37G) (30G, 28G) (33G, 54WR, 30G) (36WR, 46G) (31G) (56G, 26G) () (42G, 28G, 43G) (46G, 44G) (26G) (51G, 34G, 40G, 53WR) (47G, 35G) (33G)
Opponents: (21G, 52G) () (35G, 31G, 28G) (42G, 33G) (28LU, 37G, 45WR, 22G, 52G) () (50G, 57G, 33G, 24G) (25G, 31G, 42WR) (38G, 19G) (25G, 51G, 29G) (44G, 47G) (28G, 45WR, 62G, 21G) (41G, 36G, 37G) (30G) ()

2017 EAGLES STATISTICS



SCHEDULE & RESULTS (13-3)					
S-10	W	30-17	at Washington	78,685	
S-17	L	20-27	at Kansas City	74,971	
S-24	W	27-24	New York Giants	69,596	
O-01	W	26-24	at L.A. Chargers	25,374	
O-08	W	34-7	Arizona	69,596	
O-12	W	28-23	at Carolina	74,373	
O-23	W	34-24	Washington	69,596	
O-29	W	33-10	San Francisco	69,596	
N-05	W	51-23	Denver	69,596	
N-19	W	37-9	at Dallas	93,247	
N-26	W	31-3	Chicago	69,596	
D-03	L	10-24	at Seattle	69,075	
D-10	W	43-35	at L.A. Rams	67,752	
D-17	W	34-29	at New York Giants	76,896	
D-25	W	19-10	Oakland	69,596	
D-31	L	0-6	Dallas	69,596	
NFC DIVISIONAL PLAYOFF					
J-13	W	15-10	Atlanta	69,596	
NFC CHAMPIONSHIP					
J-21	W	38-7	Minnesota	69,596	
SUPER BOWL LII (at Minneapolis)					
F-04	W	41-33	at New England	67,612	

TEAM STATS	EAGLES	OPP
Total First Downs	338	272
Rushing	108	62
Passing	193	177
Penalty	37	33
3rd Down: Made/Att	96/230	66/205
3rd Down Pct.	41.7%	32.2%
4th Down: Made/Att	17/26	4/18
4th Down Pct.	65.4%	22.2%
Possession Avg.	32:41	27:19
Total Net Yards	5852	4904
Avg. Per Game	365.8	306.5
Total Plays	1073	976
Avg. Per Play	5.5	5.0
Net Yards Rushing	2115	1267
Avg. Per Game	132.2	79.2
Total Rushes	473	337
Net Yards Passing	3737	3637
Avg. Per Game	233.6	227.3
Sacked/Yards Lost	36/230	38/246
Gross Yards	3967	3883
Attempts/Completions	564/341	601/363
Completion Pct.	60.5%	60.4%
Had Intercepted	9	19
Punts/Average	68/44.6	83/44.9
Net Punting Avg.	40.6	39.6
Penalties/Yards	116/962	101/917
Fumbles/Ball Lost	25/11	19/12
Touchdowns	53	34
Rushing	9	7
Passing	38	24
Returns	6	3
Score By Periods	Q1 Q2 Q3 Q4 OT Pts	
Eagles	106 118 107 126	0 457
Opponents	48 81 63 103	0 295

Passing	Att	Cmp	Yds	Cmp%	Y/A	TD	TD%	Int	Int%	Lg	Sk/Lost	Rat
C.Wentz	440	265	3296	60.2%	7.5	33	7.5%	7	1.6%	72t	28/162	101.9
N.Foles	101	57	537	56.4%	5.3	5	5.0%	2	2.0%	35	5/44	79.5
N.Sudfeld	23	19	134	82.6%	5.8	0	0.0%	0	0.0%	16	3/24	91.0
Eagles	564	341	3967	60.5%	7.0	38	6.7%	9	1.6%	72t	36/230	97.6
Opponents	601	363	3883	60.4%	6.5	24	4.0%	19	3.2%	77t	38/246	79.5

Scoring	TD	Ru	Pa	Rt	PAT	FG	2Pt	Pts
J.Elliott	0	0	0	0	39/42	26/31	0	117
A.Jeffery	9	0	9	0			3	60
N.Agholor	9	0	8	1			0	54
Z.Ertz	8	0	8	0			0	48
C.Clement	6	4	2	0			1	38
T.Burton	5	0	5	0			1	32
L.Blount	3	2	1	0			1	20
T.Smith	2	0	2	0			0	12
J.Ajayi	2	1	1	0			0	12
C.Sturgis	0	0	0	0	1/2	3/3	0	10
K.Barner	1	1	0	0			0	6
N.Bradham	1	0	0	1			0	6
F.Cox	1	0	0	1			0	6
B.Celek	1	0	1	0			0	6
B.Graham	1	0	0	1			0	6
W.Smallwood	1	1	0	0			0	6
J.Mills	1	0	0	1			0	6
M.Hollins	1	0	1	0			0	6
D.Barnett	1	0	0	1			0	6
Eagles	53	9	38	6	40/44	29/34	6	457
Opponents	34	7	24	3	31/33	20/26	0	295

2-Pt. Conversions: Eagles 6/9, Opponents: 0/1

Rushing	No.	Yds	Avg	Lg	TD
L.Blount	173	766	4.4	68	2
J.Ajayi	70	408	5.8	71	1
C.Clement	74	321	4.3	28	4
C.Wentz	64	299	4.7	24	0
W.Smallwood	47	174	3.7	26	1
D.Sproles	15	61	4.1	12	0
K.Barner	16	57	3.6	18	1
N.Sudfeld	1	22	22.0	22	0
N.Agholor	1	7	7.0	7	0
N.Foles	11	3	0.3	9	0
T.Smith	1	-3	-3.0	-3	0
Eagles	473	2115	4.5	71	9
Opponents	337	1267	3.8	53t	7

Receiving	No.	Yds	Avg	Lg	TD
Z.Ertz	74	824	11.1	53	8
N.Agholor	62	768	12.4	72t	8
A.Jeffery	57	789	13.8	53t	9
T.Smith	36	430	11.9	59t	2
T.Burton	23	248	10.8	27t	5
M.Hollins	16	226	14.1	64t	1
B.Celek	13	130	10.0	28	1
W.Smallwood	13	103	7.9	24	0
C.Clement	10	123	12.3	28	2
J.Ajayi	10	91	9.1	32	1
L.Blount	8	50	6.3	20	1
D.Sproles	7	73	10.4	16	0
K.Barner	5	56	11.2	22	0
M.Johnson	5	45	9.0	16	0
S.Gibson	2	11	5.5	6	0
Eagles	341	3967	11.6	72t	38
Opponents	363	3883	10.7	77t	24

INTs	No.	Yds	Avg	Lg	TD
P.Robinson	4	36	9.0	19	0
R.McLeod	3	67	22.3	50	0
J.Mills	3	53	17.7	37t	1
R.Darby	3	42	14.0	37	0
C.Graham	2	73	36.5	59	0
R.Douglas	2	7	3.5	7	0
M.Jenkins	2	0	0.0	0	0
Eagles	19	278	14.6	59	1
Opponents	9	43	4.8	24t	1

Sacks: B.Graham 9.5, F.Cox 5.5, D.Barnett 5.0, C.Long 5.0, V.Curry 3.0, T.Jernigan 2.5, M.Kendricks 2.0, B.Allen 1.0, N.Bradham 1.0, M.Jenkins 1.0, S.Means 1.0, P.Robinson 1.0, J.Hamilton 0.5, **Eagles: 38.0, Opponents: 36.0**

Fumbles Lost: C.Wentz 3, N.Foles 2, Z.Ertz 1, J.Ajayi 1, D.Sproles 1, M.Jenkins 1, L.Blount 1, M.Johnson 1
Total: 11
Opponent Fumble Recoveries: F.Cox 2, D.Barnett 2, T.Burton 1, J.Hicks 1, M.Hollins 1, M.Jenkins 1, B.Graham 1, R.McLeod 1, N.Bradham 1 **Total: 12**

Punting	No	Yds	Avg	Net	TB	In	Lg	B
D.Jones	67	3033	45.3	40.6	5	21	62	1
Eagles	68	3033	44.6	40.6	5	21	62	1
Opponents	83	3725	44.9	39.6	9	29	64	1

Punt Returns	Ret	FC	Yds	Avg	Lg	TD
K.Barner	27	15	240	8.9	76	0
D.Sproles	1	5	10	10.0	10	0
T.Smith	1	0	9	9.0	9	0
Eagles	29	20	259	8.9	76	0
Opponents	25	14	171	6.8	44	0

Kickoff Returns	No.	Yds	Avg	Lg	TD
K.Barner	10	194	19.4	27	0
W.Smallwood	4	93	23.3	28	0
C.Clement	2	49	24.5	35	0
B.Celek	2	18	9.0	10	0
Eagles	18	354	19.7	35	0
Opponents	47	1015	21.6	61	0

Field Goals	1-19	20-29	30-39	40-49	50+
J.Elliott	0/0	5/5	4/7	12/13	5/6
C.Sturgis	0/0	0/0	1/1	1/1	1/1
Eagles	0/0	5/5	5/8	13/14	6/7
Opponents	0/0	7/9	5/5	5/7	3/5

Elliott: () (34G, 30WL, 40G) (52WL, 46G, 61G) (45G, 40G, 53G, 47G) (36G, 28G) (50G, 48G) (50G, 42G, 45RU) (40G, 51G) (45G) (34WR) (45G) (26G) (22G, 41G, 33G) (28G, 20G) (33WR, 35G, 48G) ()
Sturgis: (50G, 42G, 37G) () () () () () () () () () () () ()
Opponents: (33G) (34G, 39G) (41G) (28G) (51B) (39G, 20G, 46G) (27) (27B, 50G) (52G, 53G, 24G) (48G, 27G, 47G) (54SH, 38G) (46G) () (28G, 48B) (25G, 48WR) (23WL)

2016 EAGLES STATISTICS



SCHEDULE & RESULTS (7-9)					
S-11	W	29-10	Cleveland	69,596	
S-19	W	29-14	at Chicago	62,268	
S-25	W	34-3	Pittsburgh	69,596	
O-09	L	23-24	at Detroit	58,047	
O-16	L	20-27	at Washington	78,934	
O-23	W	21-10	Minnesota	69,596	
O-30	L	23-29	at Dallas (OT)	93,103	
N-06	L	23-28	at New York Giants	80,309	
N-13	W	24-15	Atlanta	69,596	
N-20	L	15-26	at Seattle	69,190	
N-28	L	13-27	Green Bay	69,596	
D-04	L	14-32	at Cincinnati	55,456	
D-11	L	22-27	Washington	69,596	
D-18	L	26-27	at Baltimore	71,223	
D-22	W	24-19	New York Giants	69,596	
J-01	W	27-13	Dallas	69,596	

TEAM STATS	EAGLES	OPP
Total First Downs	333	300
Rushing	114	89
Passing	192	177
Penalty	27	34
3rd Down: Made/Att	85/224	82/205
3rd Down Pct.	37.9%	40.0%
4th Down: Made/Att	13/27	8/18
4th Down Pct.	48.1%	44.4%
Possession Avg.	32:16	27:44
Total Net Yards	5398	5484
Avg. Per Game	337.4	342.8
Total Plays	1080	978
Avg. Per Play	5.0	5.6
Net Yards Rushing	1813	1652
Avg. Per Game	113.3	103.3
Total Rushes	438	391
Net Yards Passing	3585	3832
Avg. Per Game	224.1	239.5
Sacked/Yards Lost	33/213	34/207
Gross Yards	3798	4039
Attempts/Completions	609/380	553/333
Completion Pct.	62.4%	60.2%
Had Intercepted	14	16
Punts/Average	63/45.8	62/46.3
Net Punting Avg.	40.7	41.1
Penalties/Yards	113/945	99/837
Fumbles/Ball Lost	24/6	24/10
Touchdowns	37	36
Rushing	16	10
Passing	16	25
Returns	5	1

Score By Periods	Q1	Q2	Q3	Q4	OT	Pts
Eagles	56	119	94	98	0	367
Opponents	78	120	59	68	6	331

Passing	Att	Cmp	Yds	Cmp%	Y/A	TD	TD%	Int	Int%	Lg	Sk/Lost	Rat
C.Wentz	607	379	3782	62.4%	6.2	16	2.6%	14	2.3%	73t	33/213	79.3
C.Daniel	1	1	16	100.0%	16.0	0	0.0%	0	0.0%	16	0/0	118.8
J.Huff	1	0	0	0.0%	0.0	0	0.0%	0	0.0%	0	0/0	39.6
Eagles	609	380	3798	62.4%	6.2	16	2.6%	14	2.3%	73t	33/213	79.2
Opponents	553	333	4039	60.2%	7.3	25	4.5%	16	2.9%	80t	34/207	85.7

Scoring	TD	Ru	Pa	Rt	PAT	FG	2Pt	Pts
C.Sturgis	0	0	0	0	30/31	35/41	0	135
R.Mathews	9	8	1	0			2	58
Z.Ertz	4	0	4	0			0	24
D.Sproles	4	2	2	0			0	24
J.Mathews	3	0	3	0			0	18
N.Agholor	2	0	2	0			1	14
C.Wentz	2	2	0	0			1	14
Green-Beckham	2	0	2	0			0	12
W.Smallwood	2	1	0	1			0	12
K.Barner	2	2	0	0			0	12
M.Jenkins	2	0	0	2			0	12
J.Huff	2	0	1	1			0	12
T.Burton	1	0	1	0			0	6
L.McKelvin	1	0	0	1			0	6
T.Watson	1	1	0	0			0	6
Eagles	37	16	16	5	30/31	35/41	4	367
Opponents	36	10	25	1	31/34	28/33	0	331

2-Pt. Conversions: Eagles 4/6, Opponents: 0/1

Rushing	No.	Yds	Avg	Lg	TD
R.Mathews	155	661	4.3	30	8
D.Sproles	94	438	4.7	25t	2
W.Smallwood	77	312	4.1	19	1
C.Wentz	46	150	3.3	17	2
K.Barner	27	129	4.8	19	2
B.Marshall	19	64	3.4	12	0
T.Watson	9	28	3.1	8	1
N.Agholor	5	14	2.8	5	0
J.Huff	3	10	3.3	10	0
B.Treggs	2	7	3.5	4	0
D.Jones	1	0	0.0	0	0
Eagles	438	1813	4.1	30	16
Opponents	391	1652	4.2	72t	10

Receiving	No.	Yds	Avg	Lg	TD
Z.Ertz	78	816	10.5	30	4
J.Mathews	73	804	11.0	54	3
D.Sproles	52	427	8.2	73t	2
T.Burton	37	327	8.8	32	1
D.Green-Beckham	36	392	10.9	26	2
N.Agholor	36	365	10.1	40t	2
B.Celek	14	155	11.1	24	0
R.Mathews	13	115	8.8	27	1
J.Huff	13	72	5.5	14	1
P.Turner	9	126	14.0	41	0
W.Smallwood	6	55	9.2	18	0
K.Barner	5	42	8.4	15	0
B.Treggs	3	80	26.7	58	0
B.Marshall	3	10	3.3	7	0
C.Wentz	1	7	7.0	7	0
T.Watson	1	5	5.0	5	0
Eagles	380	3798	10.0	73t	16
Opponents	333	4039	12.1	80t	25

INTs	No.	Yds	Avg	Lg	TD
J.Hicks	5	41	8.2	34	0
M.Jenkins	3	98	32.7	64t	2
R.McLeod	3	5	1.7	5	0
L.McKelvin	2	29	14.5	29t	1
N.Bradham	1	28	28.0	28	0
T.Brooks	1	6	6.0	6	0
N.Carroll	1	0	0.0	0	0
Eagles	16	207	12.9	64t	3
Opponents	14	126	9.0	47	0

Sacks: F. Cox 6.5, B. Graham 5.5, C. Barwin 5.0, V. Curry 2.5, B. Logan 2.5, M. Smith 2.5, N. Bradham 2.0, D. Vaeao 2.0, J.Hicks 1.0, M. Jenkins 1.0, R. McLeod 1.0, S. Means 1.0, Team Sacks 1.0, B. Allen 0.5, **Eagles: 34.0, Opponents: 33.0**

Fumbles Lost: C.Wentz 3, R.Mathews 2, W.Smallwood 1 **Total: 6**
Opponent Fumble Recoveries: M.Jenkins 1, B.Graham 1, N.Bradham 1, R.Brooks 1, M.Kendricks 1, F.Cox 1, B.Logan 1, T.Burton 1, B.Allen 1, J.Hicks 1 **Total: 10**

Punting	No	Yds	Avg	Net	TB	In	Lg	B
D.Jones	63	2888	45.8	40.7	6	21	72	0
Eagles	63	2888	45.8	40.7	6	21	72	0
Opponents	62	2873	46.3	41.1	4	18	66	1

Punt Returns	Ret	FC	Yds	Avg	Lg	TD
D.Sproles	17	13	224	13.2	66	0
K.Barner	2	0	22	11.0	22	0
Eagles	19	13	246	12.9	66	0
Opponents	25	15	202	8.1	65t	1

Kickoff Returns	No.	Yds	Avg	Lg	TD
K.Barner	9	277	30.8	61	0
W.Smallwood	9	261	29.0	86	1
J.Huff	7	252	36.0	98	1
N.Agholor	5	92	18.4	27	0
B.Marshall	2	36	18.0	23	0
D.Sproles	1	19	19.0	19	0
P.Turner	1	11	11.0	11	0
Z.Ertz	1	8	8.0	8	0
Eagles	35	956	27.3	98t	2
Opponents	38	712	18.7	34	0

Field Goals	1-19	20-29	30-39	40-49	50+
C.Sturgis	0/0	12/12	12/12	7/11	4/6
Eagles	0/0	12/12	12/12	7/11	4/6
Opponents	0/0	6/6	12/15	8/9	2/3

Sturgis: (46WR, 22G, 38G) (25G, 29G, 53G) (29G, 38G) (50G, 33G, 49G) (38G, 28G) (35G, 21G) (30G, 55G, 34G) (34G, 40B, 26G, 38G) (44WR, 29G, 55SH, 25G, 48G) () (48G, 50G) (51RU) (45G, 36G, 41G) (45G, 34G, 27G, 29G) (41G) (22G, 49WL, 33G)
Opponents: (35G) (31LU) (36B, 40G) (29G) (32G, 50G) (48G) (38G, 23G, 49G) () (38G, 43G, 53WR, 46G) (21G, 35G, 44WR) (33G, 32G) (32G, 33G, 26G, 38G) (38LU) (53G, 47G) (35G, 35G, 29G, 41G) (49G, 23G)

2015 EAGLES STATISTICS



SCHEDULE & RESULTS (7-9)					
S-14	L	24-26	at Atlanta	70,516	79,516
S-20	L	10-20	Dallas	69,569	78,160
S-27	W	24-17	at New York Jets	74,767	69,596
O-04	L	20-13	at Washington	69,596	74,194
O-11	W	39-17	New Orleans	69,596	91,827
O-19	W	27-7	New York Giants	69,596	69,596
O-25	L	16-27	at Carolina	64,445	66,829
N-08	W	33-27	at Dallas (OT)	69,596	69,596
N-15	L	19-20	Miami	64,445	66,829
N-22	L	17-45	Tampa Bay	69,596	69,596
N-26	L	14-45	at Detroit	64,445	69,596
D-06	W	35-28	at New England	69,596	69,596
D-13	W	23-20	Buffalo	69,596	69,596
D-20	L	17-40	Arizona	69,596	69,596
D-26	L	24-38	Washington	69,596	78,023
J-03	W	35-30	at New York Giants	78,023	

TEAM STATS	EAGLES	OPP
Total First Downs	339	365
Rushing	110	100
Passing	193	239
Penalty	36	26
3rd Down: Made/Att	91/230	99/231
3rd Down Pct.	39.6%	42.9%
4th Down: Made/Att	8/16	6/9
4th Down Pct.	50.0%	66.7%
Possession Avg.	28:21	34:00
Total Net Yards	5830	6426
Avg. Per Game	364.4	401.6
Total Plays	1102	1148
Avg. Per Play	5.3	5.6
Net Yards Rushing	1743	2153
Avg. Per Game	108.9	134.6
Total Rushes	442	478
Net Yards Passing	4087	4273
Avg. Per Game	255.4	267.1
Sacked/Yards Lost	37/254	37/243
Gross Yards	4341	4516
Attempts/Completions	623/405	633/394
Completion Pct.	65.0%	62.2%
Had Intercepted	18	15
Punts/Average	88/45.9	89/45.3
Net Punting Avg.	41.6	39.0
Penalties/Yards	104/819	123/1051
Fumbles/Ball Lost	26/13	23/11
Touchdowns	45	50
Rushing	15	10
Passing	23	36
Returns	7	4

Score By Periods	Q1	Q2	Q3	Q4	OT	Pts
Eagles	64	112	98	97	6	377
Opponents	87	136	92	115	0	430

Passing	Att	Cmp	Yds	Cmp%	Y/A	TD	TD%	Int	Int%	Lg	Sk/Lost	Rat
S.Bradford	532	346	3725	65.0	7.00	19	3.6	14	2.6	78t	28/200	86.4
M.Sanchez	91	59	616	64.8	6.77	4	4.4	4	4.4	43	9/54	80.7
Eagles	623	405	4341	65.0	6.97	23	3.7	18	2.9	78t	37/254	85.6
Opponents	633	394	4516	62.2	7.13	36	5.7	15	2.4	59	37/243	92.8

Scoring	TD	Ru	Pa	Rt	PAT	FG	2Pt	Pts
C.Sturgis	0	0	0	0	35/37	18/22	0	89
J.Matthews	8	0	8	0			0	48
R.Mathews	7	6	1	0			0	42
D.Murray	7	6	1	0			0	42
D.Sproles	6	3	1	2			0	36
B.Celek	3	0	3	0			0	18
J.Huff	3	0	3	0			0	18
C.Parkey	0	0	0	0	7/7	3/4	0	16
R.Cooper	2	0	2	0			0	12
Z.Ertz	2	0	2	0			0	12
W.Thurmond	1	0	0	1			0	8
N.Carroll	1	0	0	1			0	6
N.Goode	1	0	0	1			0	6
M.Jenkins	1	0	0	1			0	6
M.Austin	1	0	1	0			0	6
N.Agholor	1	0	1	0			0	6
J.Hicks	1	0	0	1			0	6
Eagles	45	15	23	7	42/44	21/26	0	377
Opponents	50	10	36	4	47/49	27/27	1	430

2-Pt. Conversions: Eagles 0/0, Opponents: 1/1

Rushing	No.	Yds	Avg	Lg	TD
D.Murray	193	702	3.6	54t	6
R.Mathews	106	539	5.1	63t	6
D.Sproles	83	317	3.8	27	3
K.Barner	28	124	4.4	19	0
S.Bradford	26	39	1.5	14	0
M.Sanchez	6	22	3.7	11	0
Eagles	442	1743	3.9	63t	15
Opponents	478	2153	4.5	84	10

Receiving	No.	Yds	Avg	Lg	TD
J.Matthews	85	997	11.7	78t	8
Z.Ertz	75	853	11.4	60	2
D.Sproles	55	388	7.1	35t	1
D.Murray	44	322	7.3	44	1
B.Celek	27	398	14.7	60	3
J.Huff	27	312	11.6	41t	3
N.Agholor	23	283	12.3	53t	1
R.Cooper	21	327	15.6	62t	2
R.Mathews	20	146	7.3	23t	1
M.Austin	13	224	17.2	39t	1
K.Barner	9	22	2.4	12	0
T.Burton	3	54	18.0	43	0
J.Krause	2	11	5.5	7	0
S.Ajirotutu	1	4	4.0	4	0
Eagles	405	4341	10.7	78t	23
Opponents	394	4516	11.5	59	36

INTs	No.	Yds	Avg	Lg	TD
W.Thurmond	3	67	22.3	44	0
M.Jenkins	2	99	49.5	99t	1
J.Hicks	2	67	33.5	67t	1
B.Maxwell	2	22	11.0	22	0
N.Carroll	2	18	9.0	17t	1
E.Reynolds	1	7	7.0	7	0
E.Rowe	1	0	0.0	0	0
K.Alonso	1	0	0.0	0	0
D.Ryans	1	0	0.0	0	0
Eagles	15	280	18.7	99t	3
Opponents	18	141	7.8	39t	2

Sacks: F.Cox 9.5, C.Barwin 7.0, B.Graham 6.5, V.Curry 3.5, M.Kendricks 3.0, W.Thurmond 2.0, M. Smith 1.5, B.Braman 1.0, J.Hicks 1.0, B.Logan 1.0, C.Thornton 1.0, **Eagles: 37.0, Opponents: 37.0**

Fumbles Lost: S.Bradford 3, R.Mathews 3, D.Murray 2, Z.Ertz 1, K.Barner 1, J.Matthews 1, N.Agholor 1, M.Sanchez 1 **Total: 13**

Opponent Fumble Recoveries: J.Hicks 3, F.Cox 2, D.Ryans 1, B.Celek 1, M.Jenkins 1, W.Thurmond 1, B.Maxwell 1, B.Braman 1 **Total: 11**

Punting	No.	Yds	Avg	Net	TB	In	Lg	B
D.Jones	86	4038	47.0	41.6	8	29	64	2
Eagles	88	4038	45.9	41.6	8	29	64	2
Opponents	89	4030	45.3	39.0	6	30	64	1

Punt Returns	Ret	FC	Yds	Avg	Lg	TD
D.Sproles	38	18	446	11.7	89t	2
K.Barner	1	0	-3	-3.0	-3	0
Eagles	39	18	443	11.4	89t	2
Opponents	42	23	215	5.1	19	0

Kickoff Returns	No.	Yds	Avg	Lg	TD
J.Huff	21	498	23.7	49	0
R.Cooper	2	28	14.0	16	0
D.Sproles	1	20	20.0	20	0
K.Barner	1	10	10.0	10	0
Z.Ertz	1	9	9.0	9	0
S.Ajirotutu	1	0	0.0	0	0
Eagles	27	565	20.9	49	0
Opponents	34	705	20.7	79	0

Field Goals	1-19	20-29	30-39	40-49	50+
C.Sturgis	0/0	4/4	8/10	4/4	2/4
C.Parkey	0/0	1/1	1/1	1/2	0/0
Eagles	0/0	5/5	9/11	5/6	2/4
Opponents	0/0	10/10	7/7	9/9	1/1

Sturgis: () () () (33N) (39G, 29G, 26G, 41G) (37G, 39G) (52G, 29G, 24G, 50N) (31G, 53G) (32N, 37G) (43G) (50N) () (45G, 41G, 30G) (36G) (34G) ()

Parkey: (29G, 44N) (46G) (30G) () () () () () ()

Opponents: (41G, 39G, 44G, 47G) (20G, 28G) (53G) (20G, 38G, 33G) (21G) () (35G, 29G) (41G, 44G) (42G, 22G) (28G) (48G) () (38G, 40G) (28G, 38G) (28G) (22G, 30G, 48G)

2014 EAGLES STATISTICS



SCHEDULE & RESULTS (10-6)

S-07	W	34-17	Jacksonville	69,596
S-15	W	30-27	at Indianapolis	64,871
S-21	W	37-34	Washington	69,596
S-28	L	21-26	at San Francisco	70,799
O-05	W	34-28	St. Louis	69,596
O-12	W	27-0	New York Giants	69,596
O-26	L	20-24	at Arizona	61,789
N-02	W	31-21	at Houston	71,780
N-10	W	45-21	Carolina	69,596
N-16	L	20-53	at Green Bay	78,270
N-23	W	43-24	Tennessee	69,596
N-27	W	33-10	at Dallas	91,379
D-07	L	14-24	Seattle	69,596
D-14	L	27-38	Dallas	69,596
D-20	L	24-27	at Washington	78,897
D-28	W	34-26	at New York Giants	79,150

TEAM STATS

	EAGLES	OPP
Total First Downs	356	338
Rushing	109	88
Passing	218	211
Penalty	29	39
3rd Down: Made/Att	103/237	88/232
3rd Down Pct.	43.5%	37.9%
4th Down: Made/Att	7/11	3/12
4th Down Pct.	63.6%	25.0%
Possession Avg.	26:40	33:20
Total Net Yards	6348	6009
Avg. Per Game	396.8	375.6
Total Plays	1127	1113
Avg. Per Play	5.6	5.4
Net Yards Rushing	1992	1771
Avg. Per Game	124.5	110.7
Total Rushes	474	473
Net Yards Passing	4356	4238
Avg. Per Game	272.3	264.9
Sacked/Yards Lost	32/225	49/357
Gross Yards	4581	4595
Attempts/Completions	621/384	591/345
Completion Pct.	61.8%	58.4%
Had Intercepted	21	12
Punts/Average	76/43.8	91/43.8
Net Punting Avg.	38.9	36.6
Penalties/Yards	115/995	121/1089
Fumbles/Ball Lost	25/15	27/16
Touchdowns	54	48
Rushing	16	14
Passing	27	30
Returns	11	4

Score By Periods

	Q1	Q2	Q3	Q4	OT	Pts
Eagles	130	117	128	99	0	474
Opponents	103	110	84	103	0	400

Passing	Att	Cmp	Yds	Cmp%	Y/A	TD	TD%	Int	Int%	Lg	Sk/Lost	Rat
M.Sanchez	309	198	2418	64.1%	7.8	14	4.5%	11	3.6%	72	23/151	88.4
N.Foles	311	186	2163	59.8%	7.0	13	4.2%	10	3.2%	68t	9/74	81.4
M.Barkley	1	0	0	0.0%	0.0	0	0.0%	0	0.0%	0	0/0	39.6
Eagles	621	384	4581	61.8%	7.4	27	4.3%	21	3.4%	72	32/225	84.8
Opponents	591	345	4595	58.4%	7.8	30	5.1%	12	2.0%	81t	49/357	91.6

Scoring	TD	Ru	Pa	Rt	PAT	FG	2Pt	Pts
C.Parkey	0	0	0	0	54/54	32/36	0	150
J.Maclin	10	0	10	0			0	60
D.Sproles	8	6	0	2			0	48
J.Matthews	8	0	8	0			0	48
L.McCoy	5	5	0	0			0	30
C.Polk	5	4	0	1			0	30
R.Cooper	3	0	3	0			0	18
Z.Ertz	3	0	3	0			0	18
J.Casey	2	0	2	0			0	12
C.Maragos	1	0	0	1			0	6
B.Fletcher	1	0	0	1			0	6
B.Smith	1	0	0	1			0	6
B.Celek	1	0	1	0			0	6
M.Sanchez	1	1	0	0			0	6
M.Jenkins	1	0	0	1			0	6
T.Burton	1	0	0	1			0	6
J.Huff	1	0	0	1			0	6
C.Thornton	1	0	0	1			0	6
F.Cox	1	0	0	1			0	6
Eagles	54	16	27	11	54/54	32/36	0	474
Opponents	48	14	30	4	46/47	22/27	0	400

2-Pt. Conversions: Eagles 0/0, Opponents 0/1

Rushing	No.	Yds	Avg	Lg	TD
L.McCoy	312	1319	4.2	53	5
D.Sproles	57	329	5.8	49t	6
C.Polk	46	172	3.7	22	4
M.Sanchez	34	87	2.6	15	1
N.Foles	16	68	4.3	14	0
T.Burton	5	10	2.0	4	0
J.Huff	1	7	7.0	7	0
M.Barkley	3	0	0.0	0	0
Eagles	474	1992	4.2	53	16
Opponents	473	1771	3.7	37	14

Receiving	No.	Yds	Avg	Lg	TD
J.Maclin	85	1318	15.5	72	10
J.Matthews	67	872	13.0	44t	8
Z.Ertz	58	702	12.1	35t	3
R.Cooper	55	577	10.5	50	3
D.Sproles	40	387	9.7	57	0
B.Celek	32	340	10.6	37	1
L.McCoy	28	155	5.5	18	0
J.Huff	8	98	12.3	44	0
J.Maehl	5	46	9.2	15	0
J.Casey	3	59	19.7	26t	2
C.Polk	2	16	8.0	15	0
B.Smith	1	11	11.0	11	0
Eagles	384	4581	11.9	72	27
Opponents	345	4595	13.3	81t	30

INTs	No.	Yds	Avg	Lg	TD
N.Allen	4	45	11.3	40	0
M.Jenkins	3	67	22.3	53t	1
C.Williams	2	-1	-0.5	0	0
B.Fletcher	1	34	34.0	34t	1
D.Ryans	1	0	0.0	0	0
B.Boykin	1	0	0.0	0	0
Eagles	12	145	12.1	53t	2
Opponents	21	257	12.2	52t	2

Sacks: C.Barwin 14.5, V.Curry 9.0, T.Cole 6.5, B.Graham 5.5, M.Kendricks 4.0, F.Cox 4.0, C.Matthews 1.5, B.Bair 1.5, N.Allen 1.0, C.Thornton 1.0, B.Allen 0.5
Eagles: 49.0, Opponents: 32.0

Fumbles Lost: M.Sanchez 3, L.McCoy 3, N.Foles 3, Z.Ertz 1, J.Huff 1, R.Cooper 1, D.Sproles 1, D.Ryans 1, B.Celek 1 **Total: 15**
Opponent Fumble Recoveries: N.Allen 3, C.Thornton 3, F.Cox 3, Z.Ertz 1, V.Curry 1, N.Carroll II 1, C.Matthews 1, D.Ryans 1, M.Jenkins 1, B.Fletcher 1
Total: 16

Punting	No	Yds	Avg	Net	TB	In	Lg	B
D.Jones	76	3331	43.8	38.9	7	34	68	0
Eagles	76	3331	43.8	38.9	7	34	68	0
Opponents	91	3984	43.8	36.6	6	27	71	4

Punt Returns	Ret	FC	Yds	Avg	Lg	TD
D.Sproles	39	16	506	13.0	82t	2
J.Maclin	2	4	25	12.5	18	0
R.Cooper	0	1	0	0	0	0
Eagles	41	21	531	13.0	82t	2
Opponents	29	22	238	8.2	75t	1

Kickoff Returns	No.	Yds	Avg	Lg	TD
J.Huff	14	415	29.6	107t	1
C.Polk	11	340	30.9	102t	1
J.Casey	3	38	12.7	16	0
N.Carroll	2	45	22.5	24	0
B.Smith	1	21	21.0	21	0
D.Sproles	1	15	15.0	15	0
Eagles	32	874	27.3	107t	2
Opponents	52	1183	22.8	44	0

Field Goals	1-19	20-29	30-39	40-49	50+
C.Parkey	0/0	10/10	14/16	4/6	4/4
Eagles	0/0	10/10	14/16	4/6	4/4
Opponents	0/0	9/9	4/7	7/7	2/4

Parkey: (51G, 28G, 31G, 38N, 23G, 36G, 38G, 33G, 51G, 26G, 27G, 31G, 45G, 54G, 20G, 45G, 39G, 33G, 33G, 36G, 26G, 49N, 35G, 30G, 50G, 31G, 22G, 26G, 25G, 47G, 43G, 34N, 46N, 22G, 32G, 39G)
Opponents: (49G, 50N, 36B, 46G, 27G, 49G, 44G, 33N, 29G, 51G, 46G, 31G, 28G, 39N, 27G, 33G, 50N, 20G, 28G, 44G, 49G, 25G, 26G, 38G, 20G, 36G, 53G)

2013 EAGLES STATISTICS



SCHEDULE & RESULTS (10-6)					
S-09	W	33-27	at Washington	82,743	
S-15	L	30-33	San Diego	69,144	
S-19	L	16-26	Kansas City	69,144	
S-29	L	20-52	at Denver	77,002	
O-06	W	36-21	at NY Giants	80,738	
O-13	W	31-20	at Tampa Bay	62,505	
O-20	L	3-17	Dallas	69,144	
O-27	L	7-15	NY Giants	69,144	
N-03	W	49-20	at Oakland	51,751	
N-10	W	27-13	at Green Bay	78,011	
N-17	W	24-16	Washington	69,144	
D-01	W	24-21	Arizona	69,144	
D-08	W	34-20	Detroit	69,144	
D-15	L	30-48	at Minnesota	64,087	
D-22	W	54-11	Chicago	69,144	
D-29	W	24-22	at Dallas	91,166	
NFC WILD CARD					
J-04	L	24-26	New Orleans	69,144	

TEAM STATS	EAGLES	OPP				
Total First Downs	355	368				
Rushing	133	100				
Passing	197	239				
Penalty	25	29				
3rd Down: Made/Att	83/213	93/231				
3rd Down Pct.	39.0%	40.3%				
4th Down: Made/Att	7/14	8/20				
4th Down Pct.	50.0%	40.0%				
Possession Avg.	26:24	33:36				
Total Net Yards	6676	6304				
Avg. Per Game	417.3	394.0				
Total Plays	1054	1150				
Avg. Per Play	6.3	5.5				
Net Yards Rushing	2566	1668				
Avg. Per Game	160.4	104.3				
Total Rushes	500	443				
Net Yards Passing	4110	4636				
Avg. Per Game	256.9	289.8				
Sacked/Yards Lost	46/296	37/271				
Gross Yards	4406	4907				
Attempts/Completions	508/310	670/408				
Completion Pct.	61.0%	60.9%				
Had Intercepted	9	19				
Punts/Average	83/44.3	74/42.5				
Net Punting Avg.	40.0	39.4				
Penalties/Yards	95/846	106/855				
Fumbles/Ball Lost	19/10	29/12				
Touchdowns	53	43				
Rushing	19	12				
Passing	32	25				
Returns	2	6				
Score By Periods						
	Q1	Q2	Q3	Q4	OT	Pts
Eagles	89	121	110	122	0	442
Opponents	60	97	100	125	0	382

Passing	Att	Cmp	Yds	Cmp%	Y/A	TD	TD%	Int	Int%	Lg	Sk/Lost	Rat
N.Foles	317	203	2891	64.0%	9.1	27	8.5%	2	0.6%	63t	28/173	119.2
M.Vick	141	77	1215	54.6%	8.6	5	3.5%	3	2.1%	70	15/99	86.4
M.Barkley	49	30	300	61.2%	6.1	0	0.0%	4	8.2%	26	3/24	44.6
B.Smith	1	0	0	0.0%	0.0	0	0.0%	0	0.0%	0	0/0	39.6
Eagles	508	310	4406	61.0%	8.7	32	6.3%	9	1.8%	70	46/296	102.7
Opponents	670	408	4907	60.9%	7.3	25	3.7%	19	2.8%	66	37/271	84.0

Scoring	TD	Ru	Pa	Rt	PAT	FG	2Pt	Pts
A.Henery	0	0	0	0	45/45	23/28	0	114
L.McCoy	11	9	2	0			0	66
D.Jackson	9	0	9	0			0	54
R.Cooper	8	0	8	0			2	52
B.Celek	6	0	6	0			0	36
Z.Ertz	4	0	4	0			0	24
N.Foles	3	3	0	0			0	18
C.Polk	3	3	0	0			0	18
B.Brown	2	2	0	0			1	14
J.Avant	2	0	2	0			0	12
M.Vick	2	2	0	0			0	12
B.Boykin	1	0	0	1			0	6
N.Goode	1	0	0	1			0	6
J.Maehl	1	0	1	0			0	6
T.Cole (s)	0	0	0	0			0	2
C.Thornton (s)	0	0	0	0			0	2
Eagles	53	19	32	2	45/45	23/28	3	442
Opponents	43	12	25	6	35/36	27/32	4	382

2-Pt. Conversions: Eagles 3/8, Opponents 4/7

Rushing	No.	Yds	Avg	Lg	TD
L.McCoy	314	1607	5.1	57t	9
B.Brown	75	314	4.2	65t	2
M.Vick	36	306	8.5	61	2
N.Foles	57	221	3.9	21	3
C.Polk	11	98	8.9	38t	3
R.Cooper	0	18	--	18	0
D.Jackson	3	2	0.7	8	0
B.Smith	2	2	1.0	2	0
Z.Ertz	0	0	--	0	0
M.Barkley	2	-2	-1.0	-1	0
Eagles	500	2566	5.1	65t	19
Opponents	443	1668	3.8	35	12

Receiving	No.	Yds	Avg	Lg	TD
D.Jackson	82	1332	16.2	61t	9
L.McCoy	52	539	10.4	70	2
R.Cooper	47	835	17.8	63t	8
J.Avant	38	447	11.8	31	2
Z.Ertz	36	469	13.0	38	4
B.Celek	32	502	15.7	42	6
B.Brown	8	84	10.5	35	0
J.Maehl	4	67	16.8	37	1
C.Polk	4	61	15.3	34	0
J.Casey	3	31	10.3	12	0
B.Smith	2	27	13.5	14	0
D.Johnson	2	14	7.0	8	0
M.Vick	0	-2	--	-2	0
Eagles	310	4406	14.2	70	32
Opponents	408	4907	12.0	66	25

INTs	No.	Yds	Avg	Lg	TD
B.Boykin	6	136	22.7	76	1
M.Kendricks	3	25	8.3	18	0
C.Williams	3	16	5.3	15	0
D.Ryans	2	46	23.0	36	0
B.Fletcher	2	30	15.0	25	0
N.Allen	1	43	43.0	43	0
E.Wolff	1	0	0.0	0	0
C.Barwin	1	-2	-2.0	-2	0
Eagles	19	294	15.5	76	1
Opponents	9	128	14.2	38t	1

Sacks: T.Cole 8.0, C.Barwin 5.0, V.Curry 4.0, D.Ryans 4.0, M.Kendricks 4.0, B.Graham 3.0, F.Cox 3.0, B.Logan 2.0, N.Allen 1.0, C.Williams 1.0, C.Thornton 1.0, N.Goode 1.0 **Eagles: 37.0, Opponents: 45.0**

Fumbles Lost: M.Vick 2, N.Foles 2, M.Barkley 1, J.Avant 1, B.Celek 1, L.McCoy 1, J.Kelce 1, D.Johnson 1 **Total: 10**

Opponent Fumble Recoveries: M.Kendricks 4, N.Goode 1, F.Cox 1, B.Logan 1, C.Williams 1, P.Chung 1, C.Barwin 1, B.Fletcher 1, C.Matthews 1 **Total: 12**

Punting	No	Yds	Avg	Net	TB	In	Lg	B
D.Jones	82	3681	44.9	40.5	5	33	70	1
Eagles	82	3681	44.3	40.5	5	33	70	1
Opponents	74	3146	42.5	39.4	3	29	68	0

Punt Returns	Ret	FC	Yds	Avg	Lg	TD
D.Jackson	14	8	71	5.1	32	0
D.Johnson	12	12	100	8.3	21	0
Eagles	26	20	171	6.6	32	0
Opponents	28	22	223	8.0	58t	1

Kickoff Returns	No.	Yds	Avg	Lg	TD
D.Johnson	17	441	25.9	33	0
B.Boykin	9	205	22.8	41	0
B.Smith	4	106	26.5	47	0
B.Graham	2	14	7.0	14	0
D.Jackson	1	10	10.0	10	0
J.Casey	1	10	10.0	10	0
C.Polk	1	8	8.0	8	0
Z.Ertz	1	0	0.0	0	0
R.Cooper	1	-4	-4.0	-4	0
Eagles	37	790	21.4	47	0
Opponents	52	1229	23.6	105t	2

Field Goals	1-19	20-29	30-39	40-49	50+
A.Henery	0/0	8/8	7/8	7/10	1/2
Eagles	0/0	8/8	7/8	7/10	1/2
Opponents	0/0	5/5	11/11	8/10	3/6

Henery: (48G) (25G, 46N, 48G, 32G) (29G, 48N) (35G, 25G, 46N) (40G, 27G, 29G, 36G, 41G) (24G) (60N, 31G) (None) (None) (39N, 25G, 41G) (24G) (32G) (None) (35G, 51G, 33G) (49G) (47G)

Opponents: (40N) (49G, 44G, 33G, 46G) (33G, 51N, 31G, 34G, 38G) (53G) (None) (38G, 27G) (38G) (40G, 44G, 33G, 46G, 27G) (24G, 53G) (53N, 42N, 26G, 35G) (None) (None) (None) (55N, 21G, 38G) (50G) ((44G, 43G, 36G)

2012 EAGLES STATISTICS



SCHEDULE & RESULTS (4-12)

S-09	W	17-16	at Cleveland	68,693
S-16	W	24-23	Baltimore	69,144
S-23	L	6-27	at Arizona	60,436
S-30	W	19-17	New York Giants	69,144
O-07	L	14-16	at Pittsburgh	64,737
O-14	L	23-26	Detroit (OT)	69,144
O-28	L	17-30	Atlanta	69,144
N-05	L	13-28	at New Orleans	73,099
N-11	L	23-38	Dallas	69,144
N-18	L	6-31	at Washington	79,327
N-26	L	22-30	Carolina	69,144
D-02	L	33-38	at Dallas	81,851
D-09	W	23-21	at Tampa Bay	69,941
D-13	L	13-34	Cincinnati	69,144
D-23	L	20-27	Washington	69,144
D-30	L	7-42	at New York Giants	80,657

TEAM STATS

	EAGLES	OPP
Total First Downs	332	317
Rushing	111	108
Passing	190	178
Penalty	31	31
3rd Down: Made/Att	83/222	83/203
3rd Down Pct.	37.4%	40.9%
4th Down: Made/Att	14/24	2/10
4th Down Pct.	58.3%	20.0%
Possession Avg.	29:36	30:24
Total Net Yards	5665	5491
Avg. Per Game	354.1	343.2
Total Plays	1079	994
Avg. Per Play	5.3	5.5
Net Yards Rushing	1874	2021
Avg. Per Game	117.1	126.3
Total Rushes	413	479
Net Yards Passing	3791	3470
Avg. Per Game	236.9	216.9
Sacked/Yards Lost	48/284	30/198
Gross Yards	4075	3668
Attempts/Completions	618/367	485/292
Completion Pct.	59.4%	60.2%
Had Intercepted	15	8
Punts/Average	72/46.3	78/43.7
Net Punting Avg.	36.4	37.2
Penalties/Yards	98/813	118/996
Fumbles/Ball Lost	37/22	21/5
Touchdowns	29	52
Rushing	10	11
Passing	18	33
Returns	1	8

Score By Periods

	Q1	Q2	Q3	Q4	OT	Pts
Eagles	31	92	78	79	0	280
Opponents	106	111	83	141	3	444

Passing	Att	Cmp	Yds	Cmp%	Y/A	TD	TD%	Int	Int%	Lg	Sk/Lost	Rat
M.Vick	351	204	2362	58.1%	6.7	12	3.4%	10	2.8%	77t	28/153	78.1
N.Foles	265	161	1699	60.8%	6.4	6	2.3%	5	1.9%	46	20/131	79.1
T.Edwards	2	2	14	100.0%	7.0	0	0.0%	0	0.0%	8	0/0	95.8
Eagles	618	367	4075	59.4%	6.6	18	2.9%	15	2.4%	77t	48/284	78.6
Opponents	485	292	3668	60.2%	7.6	33	6.8%	8	1.6%	63t	30/198	99.6

Scoring	TD	Ru	Pa	Rt	PAT	FG	2Pt	Pts
A.Henery	0	0	0	0	25/26	27/31	0	106
J.Maclin	7	0	7	0			0	42
L.McCoy	5	2	3	0			0	30
B.Brown	4	4	0	0			0	24
R.Cooper	3	0	3	0			0	18
D.Jackson	2	0	2	0			0	12
C.Harbor	2	0	2	0			0	12
B.Celek	1	0	1	0			0	6
N.Foles	1	1	0	0			0	6
S.Havili	1	1	0	0			0	6
D.Johnson	1	0	0	1			0	6
D.Lewis	1	1	0	0			0	6
M.Vick	1	1	0	0			0	6
Eagles	29	10	18	1	25/26	27/31	0	280
Opponents	52	11	33	8	51/52	27/29	0	444

2-Pt. Conversions: Eagles 0/3, Opponents 0/0

Rushing	No.	Yds	Avg	Lg	TD
L.McCoy	200	840	4.2	34	2
B.Brown	115	564	4.9	65t	4
M.Vick	62	332	5.4	20	1
D.Lewis	13	69	5.3	17t	1
N.Foles	11	42	3.8	14	1
S.Havili	6	22	3.7	8	1
D.Johnson	3	12	4.0	7	0
D.Jackson	3	-7	-2.3	5	0
Eagles	413	1874	4.5	65t	10
Opponents	479	2021	4.2	43	11

Receiving	No.	Yds	Avg	Lg	TD
J.Maclin	69	857	12.4	70t	7
B.Celek	57	684	12.0	34	1
L.McCoy	54	373	6.9	36	3
J.Avant	53	648	12.2	39	0
D.Jackson	45	700	15.6	77t	2
C.Harbor	25	186	7.4	19	2
R.Cooper	23	248	10.8	23	3
D.Johnson	19	256	13.5	32	0
B.Brown	13	56	4.3	11	0
S.Havili	7	43	6.1	9	0
D.Lewis	2	24	12.0	28	0
Eagles	367	4075	11.1	77t	18
Opponents	292	3668	12.6	63t	33

INTs	No.	Yds	Avg	Lg	TD
D.Rodgers-Cromartie	3	14	4.7	14	0
K.Coleman	2	13	6.5	7	0
C.Anderson	1	4	4.0	4	0
N.Asomugha	1	0	0.0	0	0
D.Ryans	1	0	0.0	0	0
Eagles	8	31	3.9	14	0
Opponents	15	391	26.1	99t	3

Sacks: B.Graham 5.5, F.Cox 5.5, J.Babin 5.5, C.Jenkins 4.0, T.Cole 3.0, M.Patterson 1.0, D.Ryans 1.0, B.Boykin 1.0, P.Hunt 1.0, C.Thornton 1.0, M.Kendricks 1.0, D.Tapp 0.5 **Eagles: 30.0, Opponents: 48.0**

Fumbles Lost: M.Vick 5, L.McCoy 3, B.Brown 3, N.Foles 3, D.Johnson 2, C.Harbor 1, C.Thornton 1, B.Boykin 1, B.Celek 1, D.Reynolds 1, J.Maclin 1 **Total: 22**

Opponent Fumble Recoveries: C.Jenkins 1, T.Cole 1, D.Tapp 1, B.Hughes 1, B.Graham 1 **Total: 5**

Punting	No	Yds	Avg	Net	TB	In	Lg	B
M.McBriar	55	2560	46.5	36.5	7	13	66	1
C.Henry	16	776	48.5	38.3	0	2	62	0
Eagles	71	3336	46.3	36.9	7	15	66	1
Opponents	77	3410	43.7	37.7	8	22	66	1

Punt Returns	Ret	FC	Yds	Avg	Lg	TD
D.Johnson	26	23	291	11.2	98t	1
M.Gilyard	2	3	15	7.5	11	0
B.Boykin	1	0	7	7.0	7	0
D.Jackson	1	0	-3	-3.0	-3	0
Eagles	30	26	310	10.3	98t	1
Opponents	40	15	542	13.6	78t	1

Kickoff Returns	No.	Yds	Avg	Lg	TD
B.Boykin	45	1037	23.0	44	0
B.Brown	8	156	19.5	25	0
S.Havili	2	18	9.0	18	0
D.Lewis	1	33	33.0	33	0
R.Cooper	1	14	14.0	14	0
A.Jordan	1	1	1.0	1	0
C.Thornton	1	0	0.0	0	0
C.Polk	1	0	0.0	0	0
Eagles	60	1259	21.0	44	0
Opponents	41	1012	24.7	53	0

Field Goals	1-19	20-29	30-39	40-49	50+
A.Henery	0/0	8/9	8/9	11/12	0/1
Eagles	0/0	8/9	8/9	11/12	0/1
Opponents	1/1	8/8	7/7	9/9	2/4

Henery: (42G, 45N) (23G) (36G, 40G) (20G, 48G, 35G, 26G) (None) (26G, 32G, 49G) (33G) (22G, 37G) (40G) (41G, 42G) (36G, 41G, 45G) (43G, 43G) (28G, 58N, 31N) (22G, 20G) (38G, 30G) (28N)

Opponents: (43G, 42G, 22G) (56G, 51G, 48G) (47G, 27G) (25G, 54N) (20G, 34G, 34G) (46G, 34G, 19G, 45G) (43G, 29G, 30G) (52N) (30G) (25G) (23G) (39G) (None) (24G, 32G) (45G, 42G) (None)

2011 EAGLES STATISTICS



SCHEDULE & RESULTS (8-8)					
S-11	W	31-13	at St.Louis	56,722	
S-18	L	31-35	at Atlanta	69,608	
S-25	L	16-29	New York Giants	69,144	
O-02	L	23-24	San Francisco	69,144	
O-09	L	24-31	at Buffalo	69,803	
O-16	W	20-13	at Washington	80,447	
O-30	W	34-7	Dallas	69,144	
N-07	L	24-30	Chicago	69,144	
N-13	L	17-21	Arizona	69,144	
N-20	W	17-10	at New York Giants	79,743	
N-27	L	20-38	New England	69,144	
D-01	L	14-31	at Seattle	67,039	
D-11	W	26-10	at Miami	67,823	
D-18	W	45-19	New York Jets	69,144	
D-24	W	20-7	at Dallas	84,834	
J-01	W	34-10	Washington	69,144	

TEAM STATS	EAGLES	OPP
Total First Downs	356	289
Rushing	134	84
Passing	197	173
Penalty	25	32
3rd Down: Made/Att	85/205	75/211
3rd Down Pct.	41.5%	35.5%
4th Down: Made/Att	7/15	7/17
4th Down Pct.	46.7%	41.2%
Possession Avg.	31:20	28:40
Total Net Yards	6386	5198
Avg. Per Game	399.1	324.9
Total Plays	1036	982
Avg. Per Play	6.2	5.3
Net Yards Rushing	2276	1801
Avg. Per Game	142.3	112.6
Total Rushes	450	414
Net Yards Passing	4110	3397
Avg. Per Game	256.9	212.3
Sacked/Yards Lost	32/166	50/316
Gross Yards	4276	3713
Attempts/Completions	554/330	518/301
Completion Pct.	59.6%	58.1%
Had Intercepted	25	15
Punts/Average	67/42.2	85/43.2
Net Punting Avg.	36.9	39.3
Penalties/Yards	107/853	97/813
Fumbles/Ball Lost	23/13	18/9
Touchdowns	46	40
Rushing	20	11
Passing	22	27
Returns	4	2

Score By Periods	Q1	Q2	Q3	Q4	OT	Pts
Eagles	76	165	74	81	0	396
Opponents	63	90	64	111	0	328

Passing	Att	Cmp	Yds	Cmp%	Y/A	TD	TD%	Int	Int%	Lg	Sk/Lost	Rat
M.Vick	423	253	3303	59.8%	7.8	18	4.3%	14	3.3%	73	23/126	84.9
V.Young	114	66	866	57.9%	7.6	4	3.5%	9	7.9%	58	8/34	60.8
M.Kafka	16	11	107	68.8%	6.7	0	0.0%	2	12.5%	43	1/6	47.7
C.Henry	1	0	0	0.0%	0.0	0	0.0%	0	0.0%	0	0/0	39.6
Eagles	554	330	4276	59.6%	7.7	22	4.0%	25	4.5%	73	32/166	78.3
Opponents	518	301	3713	58.1%	7.2	27	5.2%	15	2.9%	74t	50/316	85.7

Scoring	TD	Ru	Pa	Rt	PAT	FG	2Pt	Pts	INTs	No.	Yds	Avg	Lg	TD
L.McCoy	20	17	3	0			0	120	K.Coleman	4	60	15.0	35	0
A.Henery	0	0	0	0	46/46	24/27	0	118	A.Samuel	3	53	17.7	20t	1
B.Celek	5	0	5	0			0	30	J.Chaney	3	25	8.3	14	0
J.Maclin	5	0	5	0			0	30	N.Asomugha	3	10	3.3	6	0
D.Jackson	4	0	4	0			0	24	N.Allen	2	44	22.0	31	0
J.Parker	2	0	0	2			0	12	Eagles	15	192	12.8	35	1
J.Avant	1	0	1	0			0	6	Opponents	25	368	14.7	77t	2
R.Brown	1	1	0	0			0	6	Sacks: J.Babin 18.0, T.Cole 11.0, C.Jenkins 5.5, M.Patterson 2.5, D.Tapp 2.5, D.Landri 2.0, P.Hunt 2.0, J.Parker 1.5, J.Chaney 1.0, C.Matthews 1.0, D.Rodgers-Cromartie 1.0, B.Rolle 1.0, T.Laws 1.0					
R.Cooper	1	0	1	0			0	6	Eagles: 50.0, Opponents: 32.0					
C.Hall	1	0	1	0			0	6	Fumbles Lost: M.Vick 3, C.Marsh 2, J.Avant 2, D.Jackson 1, J.Maclin 1, L.McCoy 1, D.Lewis 1, R.Brown 1					
C.Harbor	1	0	1	0			0	6	Total: 12					
D.Lewis	1	1	0	0			0	6	Opponent Fumble Recoveries: J.Parker 2, M.Patterson 2, D.Landri 1, B.Rolle 1, J.Hanson 1, C.Jenkins 1, A.Samuel 1 Total: 9					
B.Rolle	1	0	0	1			0	6						
A.Samuel	1	0	0	1			0	6						
S.Smith	1	0	1	0			0	6						
M.Vick	1	1	0	0			0	6						
P.Hunt (s)	0	0	0	0			0	2						
Eagles	46	20	22	4	46/46	24/27	0	396						
Opponents	40	11	27	2	38/38	16/24	1	328						

2-Pt. Conversions: Eagles 0/0, Opponents 1/2

Rushing	No.	Yds	Avg	Lg	TD
L.McCoy	273	1309	4.8	60	17
M.Vick	76	589	7.8	53	1
R.Brown	42	136	3.2	15	1
D.Lewis	23	102	4.4	20	1
V.Young	18	79	4.4	13	0
D.Jackson	7	41	5.9	18	0
C. Hall	3	13	4.3	7	0
O.Schmitt	4	6	1.5	4	0
J.Maclin	1	1	1.0	1	0
M.Kafka	3	0	0.0	2	0
Eagles	450	2276	5.1	60	20
Opponents	414	1801	4.4	61	11

Receiving	No.	Yds	Avg	Lg	TD
J.Maclin	63	859	13.6	59	5
B.Celek	62	811	13.1	73	5
D.Jackson	58	961	16.6	62t	4
J.Avant	52	679	13.1	35	1
L.McCoy	48	315	6.6	26	3
R.Cooper	16	315	19.7	58	1
C.Harbor	13	163	12.5	27	1
S.Smith	11	124	11.3	20	1
O.Schmitt	3	32	10.7	13	0
C.Hall	3	20	6.7	16	1
D.Lewis	1	-3	-3.0	-3	0
Eagles	330	4276	13.0	73	22
Opponents	301	3713	12.3	74t	27

INTs	No.	Yds	Avg	Lg	TD
K.Coleman	4	60	15.0	35	0
A.Samuel	3	53	17.7	20t	1
J.Chaney	3	25	8.3	14	0
N.Asomugha	3	10	3.3	6	0
N.Allen	2	44	22.0	31	0
Eagles	15	192	12.8	35	1
Opponents	25	368	14.7	77t	2

Sacks: J.Babin 18.0, T.Cole 11.0, C.Jenkins 5.5, M.Patterson 2.5, D.Tapp 2.5, D.Landri 2.0, P.Hunt 2.0, J.Parker 1.5, J.Chaney 1.0, C.Matthews 1.0, D.Rodgers-Cromartie 1.0, B.Rolle 1.0, T.Laws 1.0
Eagles: 50.0, Opponents: 32.0

Fumbles Lost: M.Vick 3, C.Marsh 2, J.Avant 2, D.Jackson 1, J.Maclin 1, L.McCoy 1, D.Lewis 1, R.Brown 1
Total: 12
Opponent Fumble Recoveries: J.Parker 2, M.Patterson 2, D.Landri 1, B.Rolle 1, J.Hanson 1, C.Jenkins 1, A.Samuel 1 **Total: 9**

Punting	No	Yds	Avg	Net	TB	In	Lg	B
C.Henry	66	2830	42.9	36.9	9	19	60	1
Eagles	67	2830	42.2	36.9	9	19	60	1
Opponents	85	3673	43.2	39.3	6	29	68	0

Punt Returns	Ret	FC	Yds	Avg	Lg	TD
D.Jackson	17	12	114	6.7	51	0
C.Hall	7	12	76	10.9	30	0
J.Maclin	4	3	29	7.3	11	0
S.Smith	1	1	0	0.0	0	0
C.Marsh	1	0	-5	-5.0	-5	0
D.Rodgers-Cromartie	0	0	-2	--	-2	0
Eagles	30	28	212	7.1	51	0
Opponents	31	16	176	5.7	25	0

Kickoff Returns	No.	Yds	Avg	Lg	TD
D.Lewis	31	669	21.6	33	0
D.Rodgers-Cromartie	2	52	26.0	29	0
C.Hall	2	43	21.5	24	0
R.Brown	2	28	14.0	25	0
R.Cooper	1	16	16.0	16	0
D.Jackson	1	7	7.0	7	0
Eagles	39	815	20.9	33	0
Opponents	51	1178	23.1	51	0

Field Goals	1-19	20-29	30-39	40-49	50+
A.Henery	0/0	10/10	9/11	4/4	1/2
Eagles	0/0	10/10	9/11	4/4	1/2
Opponents	0/0	7/7	3/6	4/8	2/3

Henery: (34G) (22G, 63N) (21G, 38G, 21G) (32G, 32G, 33G, 39N, 33N) (35G) (28G, 24G) (23G, 26G) (47G) (33G) (43G, 22G) (None) (40G) (28G) (35G, 20G)
Opponents: (49G, 47N, 23G) (None) (None) (44N, 37G, 45B) (25G) (50G, 26G) (None) (51G, 38G, 22G) (48G) (39N, 45G) (49G) (55N, 22G) (39G, 28G) (36B, 27G)

2010 EAGLES STATISTICS



SCHEDULE & RESULTS (10-6)					
S-12	L	20-27	Green Bay	69,144	
S-19	W	35-32	at Detroit	56,688	
S-26	W	28-3	at Jacksonville	63,256	
O-03	L	12-17	Washington	69,144	
O-10	W	27-24	at San Francisco	69,732	
O-17	W	31-17	Atlanta	69,144	
O-24	L	19-37	at Tennessee	69,143	
N-07	W	26-24	Indianapolis	69,144	
N-15	W	59-28	at Washington	84,912	
N-21	W	27-17	NY Giants	69,144	
N-28	L	26-31	at Chicago	62,147	
D-02	W	34-24	Houston	69,144	
D-12	W	30-27	at Dallas	85,673	
D-19	W	38-31	at NY Giants	81,223	
D-28	L	14-24	Minnesota	69,144	
J-02	L	13-14	Dallas	69,144	
NFC WILD CARD					
J-09	L	16-21	Green Bay	69,144	

TEAM STATS	EAGLES	OPP
Total First Downs	322	309
Rushing	116	91
Passing	189	185
Penalty	17	33
3rd Down: Made/Att	85/209	80/209
3rd Down Pct.	39.7%	38.3%
4th Down: Made/Att	9/13	5/12
4th Down Pct.	69.2%	41.7%
Possession Avg.	31:15	28:45
Total Net Yards	6230	5235
Avg. Per Game	389.4	327.2
Total Plays	1038	998
Avg. Per Play	6.0	5.2
Net Yards Rushing	2324	1766
Avg. Per Game	145.3	110.4
Total Rushes	428	423
Net Yards Passing	3906	3469
Avg. Per Game	244.1	216.8
Sacked/Yards Lost	49/309	39/292
Gross Yards	4215	3761
Attempts/Completions	561/348	536/309
Completion Pct.	62.0%	57.6%
Had Intercepted	13	23
Punts/Average	73/43.8	82/43.9
Net Punting Avg.	39.0	37.0
Penalties/Yards	129/1101	87/724
Fumbles/Ball Lost	33/12	18/11
Touchdowns	49	46
Rushing	18	12
Passing	28	31
Returns	3	3

Score By Periods	Q1	Q2	Q3	Q4	OT	Pts
Eagles	110	123	68	138	0	439
Opponents	59	128	78	112	0	377

Passing	Att	Cmp	Yds	Cmp%	Y/A	TD	TD%	Int	Int%	Lg	Sk/Lost	Rat
M.Vick	372	233	3018	62.6%	8.1	21	5.6%	6	1.6%	91t	34/210	100.2
K.Kolb	189	115	1197	60.8%	6.3	7	3.7%	7	3.7%	83t	15/99	76.1
Eagles	561	348	4215	62.0%	7.5	28	5.0%	13	2.3%	91t	49/309	92.1
Opponents	536	309	3761	57.6%	7.0	31	5.8%	23	4.3%	80t	39/292	80.8

Scoring	TD	Ru	Pa	Rt	PAT	FG	2Pt	Pts
D.Akers	0	0	0	0	47/47	32/38	0	143
J.Maclin	10	0	10	0			0	60
L.McCoy	9	7	2	0			0	54
M.Vick	9	9	0	0			0	54
D.Jackson	8	1	6	1			0	48
B.Celek	4	0	4	0			0	24
J.Avant	1	0	1	0			1	8
R.Cooper	1	0	1	0			0	6
C.Hall	1	0	1	0			0	6
C.Harbor	1	0	1	0			0	6
J.Harrison	1	1	0	0			0	6
T.Herremans	1	0	1	0			0	6
Q.Mikell	1	0	0	1			0	6
D.Patterson	1	0	0	1			0	6
O.Schmitt	1	0	1	0			0	6
Eagles	49	18	28	3	47/47	32/38	1	439
Opponents	46	12	31	3	45/45	18/21	1	377

2-Pt. Conversions: Eagles 1/2, Opponents 1/1

Rushing	No.	Yds	Avg	Lg	TD
L.McCoy	207	1080	5.2	62	7
M.Vick	100	676	6.8	35	9
J.Harrison	40	239	6.0	50t	1
D.Jackson	16	104	6.5	31t	1
K.Kolb	15	65	4.3	19	0
E.Buckley	21	67	3.2	13	0
J.Maclin	3	36	12.0	14	0
C.Hall	9	29	3.2	8	0
M.Bell	16	28	1.8	9	0
L.Weaver	1	0	0.0	0	0
Eagles	428	2324	5.4	62	18
Opponents	423	1766	4.2	61	12

Receiving	No.	Yds	Avg	Lg	TD
L.McCoy	78	592	7.6	40	2
J.Maclin	70	964	13.8	83t	10
J.Avant	51	573	11.2	34	1
D.Jackson	47	1056	22.5	91t	6
B.Celek	42	511	12.2	65t	4
O.Schmitt	19	136	7.2	18	1
C.Hall	11	115	10.5	48	1
C.Harbor	9	72	8.0	24	1
J.Harrison	8	43	5.4	15	0
R.Cooper	7	116	16.6	37	1
G.Mills	2	19	9.5	14	0
E.Buckley	1	10	10.0	10	0
M.Bell	1	5	5.0	5	0
T.Herremans	1	2	2.0	2t	1
M.McGlynn	1	1	1.0	1	0
Eagles	348	4215	12.1	91t	28
Opponents	309	3761	12.2	80t	31

INTs	No.	Yds	Avg	Lg	TD
A.Samuel	7	70	10.0	33	0
D.Patterson	4	40	10.0	40t	1
N.Allen	3	27	9.0	16	0
Q.Mikell	3	0	0.0	0	0
J.Hanson	1	17	17.0	17	0
T.Lawas	1	13	13.0	13	0
T.Lindley	1	8	8.0	8	0
K.Coleman	1	7	7.0	7	0
S.Bradley	1	0	0.0	0	0
E.Hobbs	1	0	0.0	0	0
Eagles	23	182	7.9	40t	1
Opponents	13	169	13.0	41t	1

Sacks: T.Cole 10.0, J.Parker 6.0, T.Laws 4.0, B.Graham 3.0, D.Tapp 3.0, N.Allen 2.0, M.Patterson 2.0, A.Dixon 2.0, E.Sims 2.0, M.Fokou 1.0, D.Te'o-Nesheim 1.0, Q.Mikell 1.0, S.Bradley 1.0, D.Patterson 1.0
Eagles: 39.0, Opponents: 50.0

Fumbles Lost: K.Kolb 3, M.Vick 3, A.Samuel 1, E.Buckley 1, D.Jackson 1, J.Maclin 1, L.McCoy 1, J.Calvin 1
Total: 12
Opponent Fumble Recoveries: Q.Mikell 3, D.Tapp 3, G.Lawson 1, J.Parker 1, A.Samuel 1, M.Patterson 1, E.Sims 1 **Total: 11**

Punting	No	Yds	Avg	Net	TB	In	Lg	B
S.Rocca	73	3195	43.8	39.0	2	28	63	0
Eagles	73	3195	43.8	39.0	2	28	63	0
Opponents	82	3599	43.9	37.0	8	17	68	0

Punt Returns	Ret	FC	Yds	Avg	Lg	TD
D.Jackson	20	8	231	11.6	65t	1
J.Calvin	12	4	125	10.4	44	0
C.Hall	3	2	31	10.3	14	0
J.Maclin	3	5	17	5.7	9	0
Eagles	38	19	404	10.6	65t	1
Opponents	34	21	309	9.1	53	0

Kickoff Returns	No.	Yds	Avg	Lg	TD
J.Calvin	32	692	21.6	41	0
E.Hobbs	16	345	21.6	46	0
C.Hall	4	65	16.3	21	0
G.Lawson	2	48	24.0	28	0
O.Schmitt	2	18	9.0	18	0
J.Maclin	1	22	22.0	22	0
E.Buckley	1	20	20.0	20	0
C.Harbor	1	19	19.0	19	0
D.Patterson	1	14	14.0	14	0
B.Celek	1	12	12.0	12	0
M.Bell	1	8	8.0	8	0
R.Cooper	0	9	--	9	0
Eagles	62	1272	20.5	46	0
Opponents	69	1502	21.8	61	0

Field Goals	1-19	20-29	30-39	40-49	50+
D.Akers	0/0	12/12	10/12	9/11	1/3
Eagles	0/0	12/12	10/12	9/11	1/3
Opponents	0/0	5/5	4/4	5/7	4/5

Akers: (45G, 24G) (None) (None) (49G, 23G) (33G, 53N, 45G) (37N, 47N, 37N, 30G) (25G, 46G, 46G, 28G) (22G, 21G, 31G, 44G) (48G) (38G, 24G, 42B, 28G, 30G) (45G, 36G, 22G, 36) (36G, 22G) (39G, 50G, 28G) (34G) (54N) (43G, 22G)
Opponents: (49G, 56G) (49G) (51G) (26G) (50G, 40N) (41N, 26G) (41G, 38G, 33G) (37G) (None) (24G) (23G) (48G) (50G, 43G) (25G) (30G) (52N)

2009 EAGLES STATISTICS



SCHEDULE & RESULTS (11-5)					
S-13	W	38-10	at Carolina	73,599	
S-20	L	22-48	New Orleans	69,144	
S-27	W	34-14	Kansas City	69,144	
O-11	W	33-14	Tampa Bay	69,144	
O-18	L	9-13	at Oakland	49,642	
O-26	W	27-17	at Washington	88,241	
N-01	W	40-17	NY Giants	69,144	
N-08	L	16-20	Dallas	69,144	
N-15	L	23-31	at San Diego	68,879	
N-22	W	24-20	at Chicago	62,421	
N-29	W	27-24	Washington	69,144	
D-06	W	34-7	at Atlanta	69,560	
D-13	W	45-38	at NY Giants	78,780	
D-20	W	27-13	San Francisco	69,144	
D-27	W	30-27	Denver	69,144	
J-03	L	0-24	at Dallas	100,621	
NFC WILD CARD					
J-09	L	14-34	at Dallas	92,951	

TEAM STATS	EAGLES	OPP
Total First Downs	290	295
Rushing	87	81
Passing	182	179
Penalty	21	35
3rd Down: Made/Att	75/207	73/221
3rd Down Pct.	36.2%	33.0%
4th Down: Made/Att	6/14	17/30
4th Down Pct.	42.9%	56.7%
Possession Avg.	28:15	31:46
Total Net Yards	5726	5137
Avg. Per Game	357.9	321.1
Total Plays	975	1037
Avg. Per Play	5.9	5.0
Net Yards Rushing	1637	1675
Avg. Per Game	102.3	104.7
Total Rushes	384	413
Net Yards Passing	4089	3462
Avg. Per Game	255.6	216.4
Sacked/Yards Lost	38/291	44/316
Gross Yards	4380	3778
Attempts/Completions	553/335	580/354
Completion Pct.	60.6%	61.0%
Had Intercepted	13	25
Punts/Average	76/42.4	80/45.1
Net Punting Avg.	38.3	37.2
Penalties/Yards	115/951	104/789
Fumbles/Ball Lost	23/10	25/13
Touchdowns	47	39
Rushing	14	11
Passing	27	27
Returns	6	1

Score By Periods	Q1	Q2	Q3	Q4	OT	Pts
Eagles	122	151	72	84	0	429
Opponents	58	101	107	71	0	337

Passing	Att	Cmp	Yds	Cmp%	Y/A	TD	TD%	Int	Int%	Lg	Sk/Lost	Rat
D.McNabb	443	267	3553	60.3	8.0	22	5.0	10	2.3	60t	35/264	92.9
K.Kolb	96	62	741	64.6	7.7	4	4.2	3	3.1	71t	3/27	88.9
M.Vick	13	6	86	46.2	6.6	1	7.7	0	0.0	43	0/0	93.8
B.Westbrook	1	0	0	0.0	0.0	0	0.0	0	0.0	0	0/0	39.6
Eagles	553	335	4380	60.6	7.9	27	4.9	13	2.4	71t	38/291	92.0
Opponents	580	354	3778	61.0	6.5	27	4.7	25	4.3	86t	44/316	77.6

Scoring	TD	Ru	Pa	Rt	PAT	FG	2Pt	Pts	INTs	No.	Yds	Avg	Lg	TD	
D.Akers	0	0	0	0	43/45	32/37	0	139	A.Samuel	9	117	13.0	37	0	
D.Jackson	12	1	9	2			0	72	S.Brown	5	152	30.4	83t	1	
B.Celek	8	0	8	0			0	48	S.Jones	2	37	18.5	37	0	
L.McCoy	4	4	0	0			1	26	Q.Mikell	2	16	8.0	16	0	
J.Maclin	4	0	4	0			0	24	A.Jordan	2	14	7.0	11	0	
L.Weaver	4	2	2	0			0	24	J.Hanson	2	8	4.0	6	0	
J.Avant	3	0	3	0			1	20	Q.Demps	1	12	12.0	12	0	
S.Brown	2	0	0	2			0	12	W.Witherspoon	1	9	9.0	9t	1	
D.McNabb	2	2	0	0			0	12	T.White	1	5	5.0	5	0	
M.Vick	2	2	0	0			0	12	Eagles	25	370	14.8	83t	2	
B.Westbrook	2	1	1	0			0	12	Opponents	13	131	10.1	97t	1	
V.Abiamiri	1	0	0	1			0	6	Sacks: T.Cole 12.5, J.Parker 8.0, D.Howard 6.5, C.Clemons 3.0, J.Babin 2.5, V.Abiamiri 2.0, M.Patterson 1.5, O.Gaither 1.5, C.Gocong 1.0, A.Jordan 1.0, B.Bunkley 1.0, S.Jones 1.0, W.Witherspoon 1.0, A.Dixon 1.0, J.Hanson 0.5						
E.Buckley	1	1	0	0			0	6	Eagles: 44.0, Opponents: 38.0						
K.Kolb	1	1	0	0			0	6	Fumbles Lost: D.McNabb 3, J.Babin 1, E.Hobbs 1, K.Kolb 1, D.Jackson 1, V.Harris 1, L.McCoy 1, J.Garcia 1						
Witherspoon	1	0	0	1			0	6	Total: 10						
Howard (s)	0	0	0	0			0	2	Opponent Fumble Recoveries: Q.Mikell 2, S.Jones 2, M.Fokou 2, S.Brown 1, B.Bunkley 1, O.Gaither 1, V.Abiamiri 1, T.White 1, J.Hanson 1, A.Samuel 1						
Team (s)	0	0	0	0			0	2	Total: 13						
Eagles	47	14	27	6	43/45	32/37	2	429	Punting						
Opponents	39	11	27	1	38/38	21/24	1	337	No.	Yds	Avg	Net	TB	Lg	B

2-Pt. Conversions: Eagles 2-2, Opponents 1-1

Rushing	No.	Yds	Avg	Lg	TD
L.McCoy	155	637	4.1	66t	4
L.Weaver	70	323	4.6	41t	2
B.Westbrook	61	274	4.5	25	1
D.McNabb	37	140	3.8	27	2
D.Jackson	11	137	12.5	67t	1
M.Vick	24	95	4.0	34	2
E.Buckley	15	44	2.9	9	1
K.Kolb	5	-1	-0.2	5	1
J.Garcia	3	-2	-0.7	0	0
R.Brown	1	-3	-3.0	-3	0
J.Maclin	2	-7	-3.5	-1	0
Eagles	384	1637	4.3	67t	14
Opponents	413	1675	4.1	72	11

Receiving	No.	Yds	Avg	Lg	TD
B.Celek	76	971	12.8	47t	8
D.Jackson	63	1167	18.5	71t	9
J.Maclin	55	762	13.9	56	4
J.Avant	41	587	14.3	58	3
L.McCoy	40	308	7.7	45	0
B.Westbrook	25	181	7.2	34	1
L.Weaver	15	140	9.3	59	2
R.Brown	9	155	17.2	43	0
K.Curtis	6	77	12.8	19	0
A.Smith	3	25	8.3	11	0
H.Baskett	1	6	6.0	6	0
D.McNabb	1	1	1.0	1	0
Eagles	335	4380	13.1	71t	27
Opponents	354	3778	10.7	86t	27

INTs	No.	Yds	Avg	Lg	TD
A.Samuel	9	117	13.0	37	0
S.Brown	5	152	30.4	83t	1
S.Jones	2	37	18.5	37	0
Q.Mikell	2	16	8.0	16	0
A.Jordan	2	14	7.0	11	0
J.Hanson	2	8	4.0	6	0
Q.Demps	1	12	12.0	12	0
W.Witherspoon	1	9	9.0	9t	1
T.White	1	5	5.0	5	0
Eagles	25	370	14.8	83t	2
Opponents	13	131	10.1	97t	1

Fumbles Lost: D.McNabb 3, J.Babin 1, E.Hobbs 1, K.Kolb 1, D.Jackson 1, V.Harris 1, L.McCoy 1, J.Garcia 1
Total: 10
Opponent Fumble Recoveries: Q.Mikell 2, S.Jones 2, M.Fokou 2, S.Brown 1, B.Bunkley 1, O.Gaither 1, V.Abiamiri 1, T.White 1, J.Hanson 1, A.Samuel 1
Total: 13

Punting	No.	Yds	Avg	Net	TB	Lg	B
S.Rocca	76	3222	42.4	38.3	4	61	0
Eagles	76	3222	42.4	38.3	4	61	0
Opponents	80	3604	45.1	37.2	8	64	0

Punt Returns	Ret	FC	Yds	Avg	Lg	TD
D.Jackson	29	15	441	15.2	85t	2
J.Maclin	6	4	30	5.0	27	0
Eagles	35	19	471	13.5	85t	2
Opponents	39	15	229	5.9	26	0

Kickoff Returns	No.	Yds	Avg	Lg	TD
E.Hobbs	20	481	24.1	63	0
V.Harris	19	394	20.7	32	0
J.Maclin	7	124	17.7	28	0
Q.Demps	6	155	25.8	48	0
L.Weaver	2	33	16.5	18	0
A.Smith	1	4	4.0	4	0
J.Babin	2	0	0.0	0	0
D.Jackson	1	0	0.0	0	0
Eagles	58	1191	20.5	63	0
Opponents	81	1907	23.5	52	0

Field Goals	1-19	20-29	30-39	40-49	50+
D.Akers	1/1	11/11	8/9	11/13	1/3
Eagles	1/1	11/11	8/9	11/13	1/3
Opponents	0/0	11/11	2/3	7/9	1/1

Akers: (49G, 51B) (23G, 32G) (29G, 38G) (44G) (43N, 45G, 43G, 47N, 45G) (47G, 44G) (30G, 35G) (45G, 48G, 52G) (18G, 25G, 25G) (25G) (29G, 24G, 41G, 32G) (33G, 39N, 33G) (20G) (22G, 26G) (39G, 45G, 28G) (53N)
Opponents: (22G) (23G, 25G) () () (29G, 46G) (47G) (42G, 47N) (22G, 33G) (29G) (45G, 28G, 28G, 49G, 48B) (25G) () (26G) (51G, 25G) (33G, 46G) (44G, 30N)

2008 EAGLES STATISTICS



SCHEDULE & RESULTS (9-6-1)					
S-07	W	38-3	St. Louis	69,144	
S-15	L	37-41	at Dallas	63,472	
S-21	W	15-6	Pittsburgh	69,144	
S-28	L	20-24	at Chicago	62,099	
O-05	L	17-23	Washington	69,144	
O-12	W	40-26	at San Francisco	67,640	
O-26	W	27-14	Atlanta	69,144	
N-02	W	26-7	at Seattle	68,055	
N-09	L	31-36	NY Giants	69,144	
N-16	T	13-13	at Cincinnati (OT)	64,633	
N-23	L	7-36	at Baltimore	71,379	
N-27	W	48-20	Arizona	64,144	
D-07	W	20-14	at NY Giants	79,003	
D-15	W	30-10	Cleveland	69,144	
D-21	L	3-10	at Washington	82,412	
D-28	W	44-6	Dallas	69,144	
NFC WILD CARD					
J-04	W	26-14	at Minnesota	61,746	
NFC DIVISIONAL PLAYOFF					
J-11	W	23-11	at NY Giants	79,193	
NFC CHAMPIONSHIP					
J-18	L	25-32	at Arizona	70,650	

TEAM STATS	EAGLES	OPP				
Total First Downs	318	248				
Rushing	94	79				
Passing	204	144				
Penalty	20	25				
3rd Down: Made/Att	93/225	73/227				
3rd Down Pct.	41.3%	32.2%				
4th Down: Made/Att	4/9	5/14				
4th Down Pct.	44.4%	35.7%				
Possession Avg.	29:55	29:05				
Total Net Yards	5608	4388				
Avg. Per Game	350.5	274.3				
Total Plays	1056	994				
Avg. Per Play	5.3	4.4				
Net Yards Rushing	1697	1475				
Avg. Per Game	106.1	92.2				
Total Rushes	427	421				
Net Yards Passing	3911	2913				
Avg. Per Game	244.4	182.1				
Sacked/Yards Lost	23/149	48/312				
Gross Yards	4060	3225				
Attempts/Completions	606/362	525/284				
Completion Pct.	59.7%	54.1%				
Had Intercepted	16	15				
Punts/Average	78/42.7	101/42.5				
Net Punting Avg.	37.9	36.5				
Penalties/Yards	74/635	80/593				
Fumbles/Ball Lost	16/10	26/14				
Touchdowns	45	31				
Rushing	15	7				
Passing	23	19				
Returns	7	5				
Score By Periods						
	Q1	Q2	Q3	Q4	OT	Pts
Eagles	85	150	73	108	0	416
Opponents	53	100	49	87	0	289

Passing	Att	Cmp	Yds	Cmp%	Y/A	TD	TD%	Int	Int%	Lg	Sk/Lost	Rat
McNabb	571	345	3916	60.4	6.9	23	4.0	11	1.9	90t	23/149	86.4
Kolb	34	17	144	50.0	4.2	0	0.0	4	11.8	16	0/0	21.8
D.Jackson	1	0	0	0.0	0.0	0	0.0	1	100.0	0	0/0	0.0
Eagles	606	362	4060	59.7	6.7	23	3.8	16	2.6	90t	23/149	81.4
Opponents	525	284	3225	54.1	6.1	19	3.6	15	2.9	90t	48/312	72.9

Scoring	TD	Ru	Pa	Rt	PAT	FG	2Pt	Pts	INTs	No.	Yds	Avg	Lg	TD
Akers	0	0	0	0	45/45	33/40	0	144	Samuel	4	64	16.0	50t	1
Westbrook	14	9	5	0			0	84	Mikell	3	53	17.7	41	0
Buckhalter	4	2	2	0			0	24	Parker	1	55	55.0	55t	1
D.Jackson	4	1	2	1			0	24	Dawkins	1	25	25.0	25	0
Smith	3	0	3	0			0	18	S.Brown	1	23	23.0	23	0
Basket	3	0	3	0			0	18	Patterson	1	21	21.0	21	0
Avant	2	0	2	0			0	12	Bradley	1	17	17.0	17	0
Curtis	2	0	2	0			0	12	Hanson	1	13	13.0	13	0
McNabb	2	2	0	0			0	12	Howard	1	8	8.0	8	0
R.Brown	1	0	1	0			0	6	Sheppard	1	0	0.0	0	0
Celek	1	0	1	0			0	6	Eagles	15	279	18.6	55t	2
Clemons	1	0	0	1			0	6	Opponents	16	434	27.1	107t	2
Demps	1	0	0	1			0	6	Sacks: Howard 10.0, T.Cole 9.0, Parker 5.0, Clemons 4.0, Dawkins 3.0, Gaither 2.5, Mikell 2.0, Gocong 2.0, Abiamiri 2.0, Klecko 2.0, Bunkley 2.0, Demps 1.0, Hanson 1.0, S.Brown 1.0, Bradley 1.0, Patterson 0.5					
Gocong	1	0	0	1			0	6	Eagles: 48.0, Opponents: 23.0					
Hanson	1	0	0	1			0	6	Fumbles Lost: McNabb 5, D.Jackson 2, Demps 1, Westbrook 1, Hunt 1 Total: 10					
Herremans	1	0	1	0			0	6	Opponent Fumble Recoveries: Clemons 2, Gaither 2, Jordan 2, T.Laws 1, Bradley 1, Dawkins 1, Howard 1, Hanson 1, Patterson 1, Bunkley 1, Gocong 1 Total: 14					
Hunt	1	1	0	0			0	6						
Lewis	1	0	1	0			0	6						
Parker	1	0	0	1			0	6						
Samuel	1	0	0	1			0	6						
Team (s)	0	0	0	0			0	2						
Eagles	45	15	23	7	45/45	33/40	0	416						
Opponents	31	7	19	5	29/29	24/28	0	289						

2-Pt. Conversions: Eagles 0-2, Opponents 0-1

Rushing	No.	Yds	Avg	Lg	TD
Westbrook	233	936	4.0	39t	9
Buckhalter	76	369	4.9	33	2
McNabb	39	147	3.8	17	2
D.Jackson	17	96	5.6	21	1
Eckel	24	79	3.3	14	0
Booker	20	53	2.7	8	0
Hunt	4	9	2.3	6	1
R.Brown	1	6	6.0	6	0
Kolb	13	2	0.2	8	0
Eagles	427	1697	4.0	39t	15
Opponents	421	1475	3.5	28	7

Receiving	No.	Yds	Avg	Lg	TD
D.Jackson	62	912	14.7	60	2
Westbrook	54	402	7.4	47	5
Smith	37	298	8.1	25	3
Basket	33	440	13.3	90t	3
Curtis	33	390	11.8	32	2
Avant	32	377	11.8	31	2
Celek	27	318	11.8	44	1
Buckhalter	26	324	12.5	59	2
Lewis	19	247	13.0	52	1
R.Brown	18	252	14.0	40	1
Hunt	6	42	7.0	18	0
Klecko	6	36	6.0	12	0
Booker	6	11	1.8	8	0
Schobel	2	10	5.0	5	0
Herremans	1	1	1.0	1t	1
Eagles	362	4060	11.2	90t	23
Opponents	284	3225	11.4	90t	19

INTs	No.	Yds	Avg	Lg	TD
Samuel	4	64	16.0	50t	1
Mikell	3	53	17.7	41	0
Parker	1	55	55.0	55t	1
Dawkins	1	25	25.0	25	0
S.Brown	1	23	23.0	23	0
Patterson	1	21	21.0	21	0
Bradley	1	17	17.0	17	0
Hanson	1	13	13.0	13	0
Howard	1	8	8.0	8	0
Sheppard	1	0	0.0	0	0
Eagles	15	279	18.6	55t	2
Opponents	16	434	27.1	107t	2

Sacks: Howard 10.0, T.Cole 9.0, Parker 5.0, Clemons 4.0, Dawkins 3.0, Gaither 2.5, Mikell 2.0, Gocong 2.0, Abiamiri 2.0, Klecko 2.0, Bunkley 2.0, Demps 1.0, Hanson 1.0, S.Brown 1.0, Bradley 1.0, Patterson 0.5
Eagles: 48.0, Opponents: 23.0

Fumbles Lost: McNabb 5, D.Jackson 2, Demps 1, Westbrook 1, Hunt 1 **Total: 10**
Opponent Fumble Recoveries: Clemons 2, Gaither 2, Jordan 2, T.Laws 1, Bradley 1, Dawkins 1, Howard 1, Hanson 1, Patterson 1, Bunkley 1, Gocong 1 **Total: 14**

Punting	No.	Yds	Avg	Net	TB	Lg	B
Rocca	77	3334	43.3	37.9	4	65	1
Eagles	78	3334	42.7	37.9	4	65	1
Opponents	101	4294	42.5	36.5	8	67	0

Punt Returns	Ret	FC	Yds	Avg	Lg	TD
D.Jackson	50	16	440	8.8	68t	1
Lewis	1	0	6	6.0	6	0
Hanson	1	0	0	0.0	0	0
Eagles	52	16	446	8.6	68t	1
Opponents	41	12	296	7.2	45	0

Kickoff Returns	No.	Yds	Avg	Lg	TD
Demps	52	1314	25.3	100t	1
Lewis	3	43	14.3	31	0
Buckhalter	1	14	14.0	14	0
Avant	1	13	13.0	13	0
Klecko	1	12	12.0	12	0
D.Jackson	1	12	12.0	12	0
Abiamiri	1	3	3.0	3	0
Eagles	60	1411	23.5	100t	1
Opponents	75	1698	22.6	98t	1

Field Goals	1-19	20-29	30-39	40-49	50+
Akers	2/2	11/11	10/12	8/10	2/5
Eagles	2/2	11/11	10/12	8/10	2/5
Opponents	0/0	6/6	5/5	9/11	4/6

Akers: (23G) (34G, 44G, 22G) (31G, 31G) (50N, 47N, 24G, 31G) (50N, 23G) (19G, 54B, 38G, 25G, 28G) (36G, 18G) (40G, 24G, 42G, 39G) (29G) (42G, 27G) () (42G, 41G) (51G, 32B, 34B, 34G) (24G, 34G, 34G) (22G) (40G, 50G, 41G, 40N)
Opponents: (46G) (51G, 47G) (37G, 53G) (41G) (41G, 48G, 50G) (32G, 37G, 53G, 29G) () () (27G, 26G, 28G) (20G, 41G, 47N) (44G, 42G, 53N) () (47B) (27G) (54N, 33G) (37G, 42)

2007 EAGLES STATISTICS



SCHEDULE & RESULTS (8-8)				
S-09	L	13-16	at Green Bay	70,598
S-17	L	12-20	Washington	67,726
S-23	W	56-21	Detroit	67,570
S-30	L	3-16	at NY Giants	78,862
O-14	W	16- 9	at NY Jets	77,189
O-21	L	16-19	Chicago	67,806
O-28	W	23-16	at Minnesota	63,019
N-04	L	17-38	Dallas	67,688
N-11	W	33-25	at Washington	90,218
N-18	W	17- 7	Miami	68,934
N-25	L	28-31	at New England	68,756
D-02	L	24-28	Seattle	68,445
D-09	L	13-16	NY Giants	68,594
D-16	W	10- 6	at Dallas	63,777
D-23	W	38-23	at New Orleans	70,011
D-30	W	17- 9	Buffalo	68,594

TEAM STATS	EAGLES	OPP
Total First Downs	323	279
Rushing	118	80
Passing	186	177
Penalty	19	22
3rd Down: Made/Att	97/229	81/218
3rd Down Pct.	42.4%	37.2%
4th Down: Made/Att	9/15	3/13
4th Down Pct.	60.0%	23.1%
Possession Avg.	30:56	29:04
Total Net Yards	5729	4982
Avg. Per Game	358.1	311.4
Total Plays	1047	979
Avg. Per Play	5.5	5.1
Net Yards Rushing	1974	1533
Avg. Per Game	123.4	95.8
Total Rushes	421	403
Net Yards Passing	3755	3449
Avg. Per Game	234.7	215.6
Sacked/Yards Lost	49/250	37/244
Gross Yards	4005	3693
Att./Completions	577/350	539/312
Completion Pct.	60.7%	57.9%
Had Intercepted	15	11
Punts/Average	73/42.0	76/41.6
Net Punting Avg.	34.5	35.8
Penalties/Yards	83/649	81/616
Fumbles/Ball Lost	24/12	16/8
Touchdowns	38	30
Rushing	12	10
Passing	24	16
Returns	2	4

Score By Periods	Q1	Q2	Q3	Q4	OT	Pts
Eagles	100	97	69	70	0	336
Opponents	86	95	64	55	0	300

Passing	Att	Cmp	Yds	Cmp%	Y/A	TD	TD%	Int	Int%	Lg	Sk/Lost	Rat
McNabb	473	291	3324	61.5	7.0	19	4.0	7	1.5	75t	44/227	89.8
Feeley	103	59	681	57.3	6.6	5	4.9	8	7.8	47	3/10	61.2
G.Lewis	1	0	0	0.0	0.0	0	0.0	0	0.0	0	0/0	39.6
Kolb	0	0	0	--	--	0	--	0	--	--	2/13	--
Eagles	577	350	4005	60.7	6.9	24	4.2	15	2.6	75t	49/250	84.6
Opponents	539	312	3693	57.9	6.9	16	3.0	11	2.0	91t	37/244	80.3

Scoring	TD	Ru	Pa	Rt	PAT	FG	2Pt	Pts
Akers	0	0	0	0	36/36	24/32	0	108
Westbrook	12	7	5	0			0	72
Curtis	8	0	6	2			0	48
R.Brown	4	0	4	0			0	24
Buckhalter	4	4	0	0			0	24
G.Lewis	3	0	3	0			0	18
Avant	2	0	2	0			0	12
Baskett	1	0	1	0			0	6
Celek	1	0	1	0			0	6
Hunt	1	1	0	0			0	6
Schobel	1	0	1	0			0	6
L.Smith	1	0	1	0			0	6
Eagles	38	12	24	2	36/36	24/32	0	336
Opponents	30	10	16	4	27/29	31/38	0	300

2-Pt. Conversions: Eagles 0-2, Opponents 0-1

Rushing	No.	Yds	Avg	Lg	TD
Westbrook	278	1333	4.8	36	7
Buckhalter	62	313	5.0	30t	4
McNabb	50	236	4.7	40	0
R.Brown	5	36	7.2	12	0
Feeley	7	23	3.3	7	0
Tapeh	5	18	3.6	11	0
Hunt	10	16	1.6	4	1
Avant	1	1	1.0	1	0
Kolb	3	-2	-0.7	0	0
Eagles	421	1974	4.7	40	12
Opponents	403	1533	3.8	56	10

Receiving	No.	Yds	Avg	Lg	TD
Westbrook	90	771	8.6	57t	5
Curtis	77	1110	14.4	75t	6
R.Brown	61	780	12.8	45t	4
Avant	23	267	11.6	31	2
Smith	22	236	10.7	26	1
Celek	16	178	11.1	29	1
Baskett	16	142	8.9	25	1
G.Lewis	13	265	20.4	50	3
Buckhalter	12	87	7.3	14	0
Schobel	11	108	9.8	18	1
Tapeh	8	50	6.3	9	0
Mahe	1	11	11.0	11	0
Eagles	350	4005	11.4	75t	24
Opponents	312	3693	11.8	91t	16

INTs	No.	Yds	Avg	Lg	TD
S.Brown	3	3	1.0	3	0
Sheppard	2	25	12.5	16	0
Gaither	1	49	49.0	49	0
Mikell	1	20	20.0	20	0
Bradley	1	13	13.0	13	0
Dawkins	1	1	1.0	1	0
James	1	0	0.0	0	0
Considine	1	0	0.0	0	0
Eagles	11	111	10.1	49	0
Opponents	15	198	13.2	49	1

Sacks: T.Cole 12.5, J.Thomas 5.0, Patterson 4.0, Kearse 3.5, Bunkley 3.0, Bradley 1.0 Spikes 1.0, Mikell 1.0, Reagor 1.0, Howard 1.0, Hanson 1.0, Gocong 1.0, Team 2.0, **Eagles: 37.0, Opponents: 48.0**

Fumbles Lost: D.McNabb 5, B.Westbrook 1, J.Jackson 1, G.Lewis 1, Q.Mikell 1, L.Smith 1, J.Reed 1, K.Kolb 1 **Total: 12**

Opponent Fumble Recoveries: J.Thomas 2, Q.Mikell 1, J.Hanson 1, M.Patterson 1, T.Cole 1, B.Bunkley 1, J.Kearse 1 **Total: 8**

Punting	No.	Yds	Avg	Net	TB	Lg	B
Rocca	73	3066	42.0	34.5	7	65	0
Eagles	73	3066	42.0	34.5	7	65	0
Opponents	76	3162	41.6	35.8	5	61	0

Punt Returns	Ret	FC	Yds	Avg	Lg	TD
Mahe	31	11	249	8.0	32	0
Westbrook	4	0	79	19.8	64	0
G.Lewis	4	1	4	1.0	5	0
Reed	2	0	8	4.0	8	0
Graham	1	0	0	0.0	0	0
Eagles	42	12	340	8.1	64	0
Opponents	36	14	409	11.4	87t	1

Kickoff Returns	No.	Yds	Avg	Lg	TD
Buckhalter	37	798	21.6	35	0
Reed	31	701	22.6	34	0
Mahe	1	19	19.0	19	0
Reagoe	1	14	14.0	14	0
G.Lewis	1	3	3.0	3	0
Baskett	0	4	--	4	0
Eagles	71	1539	21.7	35	0
Opponents	69	1536	22.3	51	0

Field Goals	1-19	20-29	30-39	40-49	50+
Akers	0/0	12/12	10/10	1/6	1/4
Eagles	0/0	12/12	10/10	1/6	1/4
Opponents	1/1	13/13	10/13	5/9	2/2

Akers: (33G,47G) (24G, 39G, 26G, 22G) () (42N, 53G) (22G, 41N, 41N, 31G, 25G) (24G, 33G, 37G) (20G, 59N, 27G, 25G) (36G) (53N) (34G) (41G, 48N)(29G, 39G, 57N) (47N, 21G) (24G) (38G)

Opponents: (53G,37G,42G) (35G, 37G) (46N) (34N, 29G) (30G, 44N, 21G, 30G) (39N, 31G, 22 G, 41G, 45G) (39G, 32G, 48G) (22G) (23G, 21G) (47N) (23G, 32N) (40N) (19G, 23G, 23G) (33G, 23G) (55G, 35G, 46G) (29G, 23G, 22G)

2006 EAGLES STATISTICS



SCHEDULE & RESULTS (10-6)					
S-10	W	24-10	at Houston	70,180	
S-17	L	24-30	NY Giants (OT)	69,241	
S-24	W	38-24	at San Francisco	68,166	
O-02	W	31-9	Green Bay	69,222	
O-08	W	38-24	Dallas	69,268	
O-15	L	24-27	at New Orleans	68,269	
O-22	L	21-23	at Tampa Bay	65,808	
O-29	L	6-13	Jacksonville	69,249	
N-12	W	27-3	Washington	69,143	
N-19	L	13-31	Tennessee	69,232	
N-26	L	21-45	at Indianapolis	57,296	
D-04	W	27-24	Carolina	69,098	
D-10	W	21-19	at Washington	84,164	
D-17	W	36-22	at NY Giants	78,657	
D-25	W	23-7	at Dallas	62,839	
D-31	W	24-17	Atlanta	69,341	
NFC WILD CARD					
J-07	W	23-20	NY Giants	69,094	
NFC DIVISIONAL PLAYOFF					
J-13	L	24-27	at New Orleans	70,001	

TEAM STATS	EAGLES	OPP
Total First Downs	312	314
Rushing	106	126
Passing	189	154
Penalty	17	34
3rd Down: Made/Att	88/209	83/222
3rd Down Pct.	42.1	37.4
4th Down: Made/Att	5/11	10/21
4th Down Pct.	45.5	47.6
Possession Avg.	28:38	31:22
Total Net Yards	6103	5249
Avg. Per Game	381.4	328.1
Total Plays	988	1054
Avg. Per Play	6.2	5.0
Net Yards Rushing	1984	2182
Avg. Per Game	124.0	136.4
Total Rushes	416	489
Net Yards Passing	4119	3067
Avg. Per Game	257.4	191.7
Sacked/Yards Lost	28/190	40/300
Gross Yards	4309	3367
Att./Completions	544/323	525/309
Completion Pct.	59.4	58.9
Had Intercepted	9	19
Punts/Average	78/42.6	82/43.5
Net Punting Avg.	78/34.9	82/37.2
Penalties/Yards	112/983	96/807
Fumbles/Ball Lost	26/15	25/10
Touchdowns	49	36
Rushing	13	12
Passing	31	17
Returns	5	7

Score By Periods	Q1	Q2	Q3	Q4	OT	Pts
Eagles	75	109	96	118	0	398
Opponents	79	86	61	96	6	328

Passing	Att	Cmp	Yds	Cmp%	Y/A	TD	TD%	Int	Int%	Lg	Sk/Lost	Rat
McNabb	316	180	2647	57.0	8.38	18	5.7	6	1.9	87t	21/140	95.5
Garcia	188	116	1309	61.7	6.96	10	5.3	2	1.1	65	6/40	95.8
Feeley	38	26	342	68.4	9.00	3	7.9	0	0.0	89t	1/10	122.9
Akers	1	1	11	100.0	11.00	0	0.0	0	0.0	11	0/0	112.5
Baskett	1	0	0	0.0	0.00	0	0.0	1	100.0	--	0/0	0.0
Eagles	544	323	4309	59.4	7.92	31	5.7	9	1.7	89t	28/190	96.7
Opponents	525	309	3367	58.9	6.41	17	3.2	19	3.6	75	40/300	73.6

Scoring	TD	Ru	Pa	Rt	PAT	FG	2Pt	Pts	INTs	No.	Yds	Avg	Lg	TD
Akers	0	0	0	0	48/48	18/23	0	102	Sheppard	6	157	26.2	102t	1
Westbrook	11	7	4	0			0	66	Dawkins	4	38	9.5	38	0
R.Brown	9	1	8	0			0	54	M.Lewis	2	105	52.5	84t	1
Smith	5	0	5	0			1	32	S.Brown	1	70	70.0	70t	1
Stallworth	5	0	5	0			0	30	T.Cole	1	19	19.0	19t	1
Buckhalter	3	2	1	0			0	18	Trotter	1	17	17.0	17	0
McNabb	3	3	0	0			0	18	Gaither	1	16	16.0	16	0
Baskett	2	0	2	0			0	12	Considine	1	12	12.0	12	0
G.Lewis	2	0	2	0			0	12	Walker	1	6	6.0	6	0
Schobel	2	0	2	0			0	12	Ramsey	1	-12	-12.0	-12	0
Avant	1	0	1	0			0	6	Eagles	19	428	22.5	102t	4
S.Brown	1	0	0	1			0	6	Opponents	9	250	27.8	66t	2
T.Cole	1	0	0	1			0	6						
M.Lewis	1	0	0	1			0	6						
Patterson	1	0	0	1			0	6						
Sheppard	1	0	0	1			0	6						
Tapeh	1	0	1	0			0	6						
Eagles	49	13	31	5	48/48	18/23	1	398						
Opponents	36	12	17	7	34/34	26/28	0	328						

2-Pt. Conversions: Eagles 1-1, Opponents 0-1

Rushing	No.	Yds	Avg	Lg	TD
Westbrook	240	1217	5.1	71t	7
Buckhalter	83	345	4.2	20	2
McNabb	32	212	6.6	37	3
Garcia	25	87	3.5	12	0
Moats	22	69	3.1	13	0
R.Brown	3	24	8.0	15t	1
Mahe	4	18	4.5	11	0
Tapeh	5	9	1.8	4	0
Feeley	1	3	3.0	3	0
Johnson	1	0	0.0	0	0
Eagles	416	1984	4.8	71t	13
Opponents	489	2182	4.5	70t	12

Receiving	No.	Yds	Avg	Lg	TD
Westbrook	77	699	9.1	52t	4
Smith	50	611	12.2	65	5
R.Brown	46	816	17.7	60t	8
Stallworth	38	725	19.1	84t	5
G.Lewis	24	348	14.5	45t	2
Buckhalter	24	256	10.7	55t	1
Baskett	22	464	21.1	89t	2
Tapeh	16	85	5.3	15	1
Schobel	14	214	15.3	60	2
Avant	7	68	9.7	18	1
Mahe	5	23	4.6	8	0
Eagles	323	4309	13.3	89t	31
Opponents	309	3367	10.9	75	17

INTs	No.	Yds	Avg	Lg	TD
Sheppard	6	157	26.2	102t	1
Dawkins	4	38	9.5	38	0
M.Lewis	2	105	52.5	84t	1
S.Brown	1	70	70.0	70t	1
T.Cole	1	19	19.0	19t	1
Trotter	1	17	17.0	17	0
Gaither	1	16	16.0	16	0
Considine	1	12	12.0	12	0
Walker	1	6	6.0	6	0
Ramsey	1	-12	-12.0	-12	0
Eagles	19	428	22.5	102t	4
Opponents	9	250	27.8	66t	2

Sacks: T. Cole 8, J. Thomas 6, Walker 6, Howard 5, Kears 3.5, M. Lewis 2, M. McCoy 2, Considine 1.5, Patterson 1.5, Dawkins 1, Gaither 1, Hood 1, McDougle 1, Jones 0.5, **Eagles 40, Opponents 28**

Punting	No.	Yds	Avg	Net	TB	Lg	B
Johnson	78	3326	42.6	34.9	11	60	0
Eagles	78	3326	42.6	34.9	11	60	0
Opponents	82	3566	43.5	37.2	9	61	0

Punt Returns	Ret	FC	Yds	Avg	Lg	TD
Mahe	18	12	169	9.4	23	0
Wynn TM	13	5	131	10.1	22	0
Westbrook	5	3	39	7.8	13	0
Eagles	36	20	339	9.4	23	0
Opponents	41	13	380	9.3	90t	1

Kickoff Returns	No.	Yds	Avg	Lg	TD
Mahe	30	667	22.2	64	0
Wynn TM	18	362	20.1	34	0
Perry	3	57	19.0	24	0
G.Lewis	2	46	23.0	28	0
Moats	2	43	21.5	23	0
Schobel	2	13	6.5	11	0
Sheppard	1	16	16.0	16	0
Eagles	58	1204	20.8	64	0
Opponents	71	1647	23.2	41	0

Field Goals	1-19	20-29	30-39	40-49	50+
Akers	0/0	9/10	3/5	6/8	0/0
Eagles	0/0	9/10	3/5	6/8	0/0
Opponents	0/0	4/4	11/11	9/10	2/3

Akers: (42G) (49N,37G) (21G,39N) (40G) (27G) (47G) () (25G,28G) (37G,25G) (42G,38G) (36N) (28G,25G) () (48N) (25G,45G,21G) (41G,23N)
Opponents: (34G) (35G) (48G) (23G,54G,46G,54N) (39G) (39G,31G) (30G,44G,62G) (40G,27G) (48N,32G) (36G) (44G) (45G) (31G,45G,32G,35G) (47G,23G,24G) () (45G)

2004 EAGLES STATISTICS



SCHEDULE & RESULTS (13-3)					
S-12	W	31-17	NY Giants	67,532	
S-20	W	27-16	Minnesota	67,676	
S-26	W	30-13	at Detroit	62,472	
O-03	W	19-9	at Chicago	61,894	
O-17	W	30-8	Carolina	67,707	
O-24	W	34-31	at Cleveland (OT)	73,394	
O-31	W	15-10	Baltimore	67,715	
N-07	L	3-27	at Pittsburgh	64,975	
N-15	W	49-21	at Dallas	64,190	
N-21	W	28-6	Washington	67,720	
N-28	W	27-6	at NY Giants	78,830	
D-05	W	47-17	Green Bay	67,723	
D-12	W	17-14	at Washington	90,089	
D-19	W	12-7	Dallas	67,723	
D-27	L	7-20	at St. Louis	66,129	
J-02	L	10-38	Cincinnati	67,074	
NFC DIVISIONAL PLAYOFF					
J-16	W	27-14	Minnesota	67,722	
NFC CHAMPIONSHIP					
J-23	W	27-10	Atlanta	67,717	
SUPER BOWL XXXIX					
F-06	L	21-24	New England	78,125	

TEAM STATS	EAGLES	OPP
Total First Downs	301	299
Rushing	87	101
Passing	188	165
Penalty	26	33
3rd Down: Made/Att	72/195	82/229
3rd Down Pct.	36.9	35.8
4th Down: Made/Att	0/4	9/19
4th Down Pct.	0.0	47.4
Possession Avg.	28:26	31:34
Total Net Yards	5618	5115
Avg. Per Game	351.1	319.7
Total Plays	960	1039
Avg. Per Play	5.9	4.9
Net Yards Rushing	1639	1903
Avg. Per Game	102.4	118.9
Total Rushes	376	442
Net Yards Passing	3979	3212
Avg. Per Game	248.7	200.8
Sacked/Yards Lost	37/229	47/263
Gross Yards	4208	3475
Att./Completions	547/336	550/334
Completion Pct.	61.4	60.7
Had Intercepted	11	17
Punts/Average	73/42.0	89/42.5
Net Punting Avg.	73/37.1	89/35.4
Penalties/Yards	124/952	119/1001
Fumbles/Ball Lost	17/11	29/11
Touchdowns	44	30
Rushing	10	13
Passing	32	16
Returns	2	1

Score By Periods	Q1	Q2	Q3	Q4	OT	Pts
Eagles	100	121	79	83	3	386
Opponents	54	83	41	82	0	260

Passing	Att	Cmp	Yds	Cmp%	Y/A	TD	TD%	Int	Int%	Lg	Sk/Lost	Rat
McNabb	469	300	3875	64.0	8.26	31	6.6	8	1.7	80	32/192	104.7
Detmer	40	18	207	45.0	5.18	0	0.0	2	5.0	31	2/16	40.3
Blake	37	18	126	48.6	3.41	1	2.7	1	2.7	21	2/17	54.6
Bartrum	1	0	0	0.0	0.00	0	0.0	0	0.0	0	0/0	39.6
Westbrook	0	0	0	---	---	0	---	0	---	---	1/4	---
Eagles	547	336	4208	61.4	7.69	32	5.9	11	2.0	80	37/229	96.4
Opponents	550	334	3475	60.7	6.32	16	2.9	17	3.1	52	47/263	75.8

Scoring	TD	Ru	Pa	Rt	PAT	FG	2Pt	Pts
Akers	0	0	0	0	41/42	27/32	0	122
Owens	14	0	14	0			0	84
Westbrook	9	3	6	0			0	54
Smith	5	0	5	0			0	30
Levens	4	4	0	0			0	24
C. Lewis	3	0	3	0			0	18
McNabb	3	3	0	0			0	18
Mitchell	2	0	2	0			0	12
Sheppard	2	0	0	2			0	12
Bartrum	1	0	1	0			0	6
Pinkston	1	0	1	0			0	6
Eagles	44	10	32	2	41/42	27/32	0	386
Opponents	30	13	16	1	27/27	17/24	1	260

2-Pt. Conversions: Eagles 0-2, Opponents 1-3

Rushing	No.	Yds	Avg	Lg	TD
Westbrook	177	812	4.6	50	3
Levens	94	410	4.4	45	4
McNabb	41	220	5.4	28	3
Mahe	23	91	4.0	22	0
McCoo	9	54	6.0	12	0
Tapeh	12	42	3.5	10	0
G. Lewis	4	16	4.0	11	0
Blake	3	6	2.0	8	0
Owens	3	-5	-1.7	6	0
Detmer	10	-7	-0.7	2	0
Eagles	376	1639	4.4	50	10
Opponents	442	1903	4.3	72t	13

Receiving	No.	Yds	Avg	Lg	TD
Owens	77	1200	15.6	59t	14
Westbrook	73	703	9.6	50	6
Pinkston	36	676	18.8	80	1
Smith	34	377	11.1	31	5
C. Lewis	29	267	9.2	21	3
Mitchell	22	377	17.1	60	2
G. Lewis	17	183	10.8	25	0
Mahe	14	123	8.8	30	0
Levens	9	92	10.2	23	0
Parry	9	75	8.3	22	0
Bartrum	5	45	9.0	17	1
Ritchie	4	36	9.0	11	0
McMullen	3	24	8.0	15	0
McCoo	2	15	7.5	8	0
Tapeh	2	15	7.5	13	0
Eagles	336	4208	12.5	80	32
Opponents	334	3475	10.4	52	16

INTs	No.	Yds	Avg	Lg	TD
Sheppard	5	172	34.4	101t	2
Dawkins	4	40	10.0	32	0
Brown	2	33	16.5	33	0
Reese	2	22	11.0	15	0
Hood	1	20	20.0	20	0
Jones	1	0	0.0	0	0
M.Lewis	1	0	0.0	0	0
Mikell	1	0	0.0	0	0
Eagles	17	287	16.9	101t	2
Opponents	11	140	12.7	41	1

Sacks: Kearsse 7.5, Rayburn 6.0, Simon 5.5, Walker 4.5, Brown 3.0, Dawkins 3.0, Douglas 3.0, Burgess 2.5, McDougle 2.0, Simoneau 1.5, Green 1.0, Reese 1.0, Sheppard 1.0, Trotter 1.0, Wayne 1.0, Wynn 1.0, Jones 0.5, **Eagles 47.0, Opponents 37.0**

Punting	No.	Yds	Avg	Net	TB	Lg	B
Johnson	72	3032	42.1	37.4	6	62	0
Akers	1	36	36.0	16.0	1	36	0
Eagles	73	3068	42.0	37.1	7	62	0
Opponents	89	3785	42.5	35.4	13	68	1

Punt Returns	Ret	FC	Yds	Avg	Lg	TD
Wynn	18	7	194	10.8	40	0
Mahe	19	8	109	5.7	25	0
Sheppard	2	5	42	21.0	39	0
Reed	0	0	18	--	18	0
Westbrook	2	0	14	7.0	14	0
Eagles	41	20	377	9.2	40	0
Opponents	34	13	221	6.5	25	0

Kickoff Returns	No.	Yds	Avg	Lg	TD
Reed	33	761	23.1	66	0
Hood	15	336	22.4	45	0
Mahe	3	44	14.7	22	0
G.Lewis	2	28	14.0	15	0
Parry	2	24	12.0	14	0
Wynn	1	21	21.0	21	0
Eagles	56	1214	21.7	66	0
Opponents	73	1693	23.2	73	0

Field Goals	1-19	20-29	30-39	40-49	50+
Akers	0/0	4/4	6/7	15/18	2/3
Eagles	0/0	4/4	6/7	15/18	2/3
Opponents	1/1	5/5	5/7	4/9	2/2

Akers: (45G,53N) (37G,47G) (26G,47G,39G) (51G,42G,42G, 40G,39N,45N) (48G,34G,43G) (38G,50G) (20G,41G,43G) (33G) () () (47G,42G) (22G,45G,47G, 22G) (48N,38G) () () (45N,46G) **Opponents:** (53G) (42G,19G,39G,44N) () (25G) () (38G) (44G) (33N,42G,31G) () (35G,24G,48N) (22G, 31G) (40G) (43N) (46N) (44N,28G,29G) (37N,50G)

2003 EAGLES STATISTICS



SCHEDULE & RESULTS (12-4)					
S-08	L	0-17	Tampa Bay	67,772	
S-14	L	10-31	New England	67,624	
S-28	W	23-13	at Buffalo	73,305	
O-05	W	27-25	Washington	67,792	
O-12	L	21-23	at Dallas	63,648	
O-19	W	14-10	at NY Giants	78,883	
O-26	W	24-17	NY Jets	67,853	
N-02	W	23-16	at Atlanta	70,064	
N-10	W	17-14	at Green Bay	70,291	
N-16	W	28-10	New York Giants	67,867	
N-23	W	33-20	New Orleans	67,802	
N-30	W	25-16	at Carolina	72,977	
D-07	W	36-10	Dallas	69,773	
D-15	W	34-27	at Miami	73,780	
D-21	L	28-31	San Francisco (OT)	67,866	
D-27	W	31-7	at Washington	76,766	
NFC DIVISIONAL PLAYOFF					
J-11	W	20-17	Green Bay (OT)	67,707	
NFC CHAMPIONSHIP					
J-18	L	3-14	Carolina	67,862	

TEAM STATS	EAGLES	OPP
Total First Downs	302	306
Rushing	105	116
Passing	156	171
Penalty	41	19
3rd Down: Made/Att	69/190	78/221
3rd Down Pct.	36.3	35.3
4th Down: Made/Att	3/7	8/22
4th Down Pct.	42.9	36.4
Possession Avg.	28:17	31:43
Total Net Yards	5035	5307
Avg. Per Game	314.7	331.7
Total Plays	944	1058
Avg. Per Play	5.3	5.0
Net Yards Rushing	2015	2071
Avg. Per Game	125.9	129.4
Total Rushes	417	461
Net Yards Passing	3020	3236
Avg. Per Game	188.8	202.3
Sacked/Yards Lost	43/253	38/248
Gross Yards	3273	3484
Att./Completions	484/279	559/337
Completion Pct.	57.6	60.3
Had Intercepted	11	13
Punts/Average	79/40.6	78/38.9
Net Punting Avg.	79/34.6	78/33.6
Penalties/Yards	96/817	129/1105
Fumbles/Ball Lost	21/11	26/13
Touchdowns	43	32
Rushing	23	13
Passing	17	17
Returns	3	2

Score By Periods	Q1	Q2	Q3	Q4	OT	Pts
Eagles	82	102	59	131	0	374
Opponents	43	91	62	88	3	287

Passing	Att	Cmp	Yds	Cmp%	Y/A	TD	TD%	Int	Int%	Lg	Sk/Lost	Rat
McNabb	478	275	3216	57.5	6.73	16	3.3	11	2.3	59	43/253	79.6
Detmer	5	3	32	60.0	6.40	0	0.0	0	0.0	15	0/0	78.8
Mitchell	1	1	25	100.0	25.00	1	100.0	0	0.0	25t	0/0	158.3
Eagles	484	279	3273	57.6	6.76	17	3.5	11	2.3	59	43/253	80.5
Opponents	559	337	3484	60.3	6.23	17	3.0	13	2.3	60t	38/248	78.7

Scoring	TD	Ru	Pa	Rt	PAT	FG	2Pt	Pts
Akers	0	0	0	0	42/42	24/29	0	114
Westbrook	13	7	4	2			0	78
Buckhalter	9	8	1	0			0	54
Staley	7	5	2	0			0	42
McNabb	3	3	0	0			0	18
Ritchie	3	0	3	0			0	18
Mitchell	2	0	2	0			0	12
Pinkston	2	0	2	0			0	12
Kalu	1	0	0	1			0	6
C.Lewis	1	0	1	0			0	6
Smith	1	0	1	0			0	6
Thrash	1	0	1	0			0	6
Team (s)	0	0	0	0			0	2
Eagles	43	23	3	42/42	24/29	0	374	
Opponents	32	13	17	2	27/28	22/30	1	287

2-Pt. Conversions: Eagles 0-1, Opponents 1-4

Rushing	No.	Yds	Avg	Lg	TD
Westbrook	117	613	5.2	62t	7
Buckhalter	126	542	4.3	64t	8
Staley	96	463	4.8	22	5
McNabb	71	355	5.0	34	3
Thrash	5	52	10.4	47	0
Ritchie	1	1	1.0	1	0
Pinkston	1	-11	-11.0	-11	0
Eagles	417	2015	4.8	64t	23
Opponents	461	2071	4.5	76t	13

Receiving	No.	Yds	Avg	Lg	TD
Thrash	49	558	11.4	51	1
Westbrook	37	332	9.0	38	4
Pinkston	36	575	16.0	59	2
Staley	36	382	10.6	52t	2
Mitchell	35	498	14.2	39	2
Smith	27	321	11.9	36	1
C.Lewis	23	293	12.7	29	1
Ritchie	17	86	5.1	12	3
Buckhalter	10	133	13.3	27	1
G.Lewis	6	95	15.8	25	0
Mahe	1	5	5.0	5	0
McMullen	1	2	2.0	2	0
McNabb	1	-7	-7.0	-7	0
Eagles	279	3273	11.7	59	17
Opponents	337	3484	10.3	60t	17

INTs	No.	Yds	Avg	Lg	TD
M.Lewis	3	31	10.3	23	0
Vincent	3	28	9.3	28	0
Sheppard	1	34	34.0	34	0
Wayne	1	33	33.0	33	0
Kalu	1	15	15.0	15t	1
Brown	1	10	10.0	10	0
Hood	1	5	5.0	5	0
Taylor	1	2	2.0	2	0
Dawkins	1	0	0.0	0	0
Eagles	13	158	12.2	34	1
Opponents	11	161	14.6	34	1

Sacks: Simon 7.5, Walker 6.0, Kalu 5.5, Wayne 3.0, M.Lewis 2.0, Rayburn 2.0, Simoneau 2.0, Whiting 2.0, Brown 1.0, Grasmanis 1.0, Hart 1.0, Reese 1.0, Coleman 0.5, Dawkins 0.5, **Eagles 38.0, Opponents 43.0**

Punting	No.	Yds	Avg	Net	TB	Lg	B
D.Johnson	79	3207	40.6	34.6	10	60	0
Eagles	79	3207	40.6	34.6	10	60	0
Opponents	78	3037	38.9	33.6	2	69	1

Punt Returns	Ret	FC	Yds	Avg	Lg	TD
Westbrook	20	16	306	15.3	84t	2
Mahe	6	6	55	9.2	17	0
Sheppard	4	1	15	3.8	5	0
Thrash	1	1	2	2.0	2	0
Eagles	31	24	378	12.2	84t	2
Opponents	35	15	272	7.8	72	0

Kickoff Returns	No.	Yds	Avg	Lg	TD
Thrash	34	815	24.0	54	0
Westbrook	23	487	21.2	47	0
Morey	7	93	13.3	24	0
Mitchell	1	-8	-8.0	-8	0
Eagles	65	1387	21.3	54	0
Opponents	74	1590	21.5	54	1

Field Goals	1-19	20-29	30-39	40-49	50+
Akers	0/0	9/9	7/7	6/10	2/3
Eagles	0/0	9/9	7/7	6/10	2/3
Opponents	0/0	10/10	5/7	4/7	3/6

Akers: () (57G) (26G,34G,22G) (52G,36G) () () (55N, 30G) (21G,25G,41B,40G) (47N,21G) () (36G,41G,42G, 33G) (35G,48G,38G,29G) (22G,21G) (46G,42G) (42N, 47N) (26G)
Opponents: (23G) (27G) (51N) (48G,45G,37G,53G) (51G,22G,28G) (39G) (30G,55N) (40G,25G,46G) (45N) (30G) (45B) (20G,32N,38N,49N) (29G) (27G,50G) (33G, 25G,22G) (52N)

2002 EAGLES STATISTICS



SCHEDULE & RESULTS (12-4)					
S-08	L	24-27	at Tennessee	68,804	
S-16	W	37-7	at Washington	84,982	
S-22	W	44-13	Dallas	65,537	
S-29	W	35-17	Houston	64,867	
O-06	L	25-28	at Jacksonville	65,005	
O-20	W	20-10	Tampa Bay	65,523	
O-28	W	17-3	NY Giants	65,791	
N-03	W	19-13	at Chicago	54,049	
N-10	L	13-35	Indianapolis	65,660	
N-17	W	38-14	Arizona	64,990	
N-25	W	38-17	at San Francisco	67,919	
D-01	W	10-3	St. Louis	65,552	
D-08	W	27-20	at Seattle	59,862	
D-15	W	34-21	Washington	65,615	
D-21	W	27-3	at Dallas	63,209	
D-28	L	7-10	at NY Giants (OT)	78,782	
NFC DIVISIONAL PLAYOFF					
J-11	W	20-6	Atlanta	66,452	
NFC CHAMPIONSHIP					
J-19	L	10-27	Tampa Bay	66,713	

TEAM STATS	EAGLES	OPP
Total First Downs	311	272
Rushing	124	83
Passing	164	160
Penalty	23	29
3rd Down: Made/Att	90/231	66/213
3rd Down Pct.	39.0	31.0
4th Down: Made/Att	8/16	9/23
4th Down Pct.	50.0	39.1
Possession Avg.	31:10	28:50
Total Net Yards	5604	4754
Avg. Per Game	350.3	297.1
Total Plays	1073	1009
Avg. Per Play	5.2	4.7
Net Yards Rushing	2220	1660
Avg. Per Game	138.8	103.8
Total Rushes	489	390
Net Yards Passing	3384	3094
Avg. Per Game	211.5	193.4
Sacked/Yards Lost	36/222	56/348
Gross Yards	3606	3442
Att./Completions	548/318	563/333
Completion Pct.	58.0	59.1
Had Intercepted	11	15
Punts/Average	79/40.5	90/41.0
Net Punting Avg.	79/32.6	90/33.1
Penalties/Yards	111/897	112/969
Fumbles/Ball Lost	28/13	45/23
Touchdowns	46	27
Rushing	15	5
Passing	27	18
Returns	4	4

Score By Periods	Q1	Q2	Q3	Q4	OT	Pts
Eagles	85	161	79	90	0	415
Opponents	61	61	50	66	3	241

Passing	Att	Cmp	Yds	Cmp%	Y/A	TD	TD%	Int	Int%	Lg	Sk/Lost	Rat
McNabb	361	211	2289	58.4	6.34	17	4.7	6	1.7	59t	28/166	86.0
Feeley	154	86	1011	55.8	6.56	6	3.9	5	3.2	53	7/48	75.4
Detmer	28	19	224	67.9	8.00	2	7.1	0	0.0	37	1/8	115.8
B.Mitchell	1	1	57	100.0	57.00	1	100.0	0	0.0	57t	0/0	158.3
Westbrook	1	1	25	100.0	25.00	1	100.0	0	0.0	25t	0/0	158.3
Levens	2	0	0	0.0	0.00	0	0.0	0	0.0	--	0/0	39.6
F.Mitchell	1	0	0	0.0	0.00	0	0.0	0	0.0	--	0/0	39.6
Eagles	548	318	3606	58.0	6.58	27	4.9	11	2.0	59t	36/222	85.9
Opponents	563	333	3442	59.1	6.11	18	3.2	15	2.7	57t	56/348	76.4

Scoring	TD	Ru	Pa	Rt	PAT	FG	2Pt	Pts
Akers	0	0	0	0	43/43	30/34	0	133
Staley	8	5	3	0			1	50
Thrash	8	2	6	0			0	48
Pinkston	7	0	7	0			0	42
McNabb	6	6	0	0			0	36
Freeman	4	0	4	0			0	24
C.Lewis	3	0	3	0			2	22
Levens	2	1	1	0			0	12
Thomason	2	0	2	0			0	12
Barber	1	0	0	1			0	6
Dawkins	1	0	1	0			0	6
Detmer	1	1	0	0			0	6
Emmons	1	0	0	1			0	6
B.Mitchell	1	0	0	1			0	6
Taylor	1	0	0	1			0	6
Eagles	46	15	27	4	43/43	30/34	3	415
Opponents	27	5	18	4	24/24	17/21	2	241

2-Pt. Conversions: Eagles 3-3, Opponents 2-3

Rushing	No.	Yds	Avg	Lg	TD
Staley	269	1029	3.8	57	5
McNabb	63	460	7.3	40t	6
Levens	75	411	5.5	47t	1
Westbrook	46	193	4.2	18	0
Thrash	18	126	7.0	32	2
Akers	1	10	10.0	10	0
Feeley	12	6	0.5	6	0
Detmer	2	4	2.0	3	1
Landeta	1	0	0.0	0	0
Martin	1	-4	-4.0	-4	0
Pinkston	1	-15	-15.0	-15	0
Eagles	489	2220	4.5	57	15
Opponents	390	1660	4.3	58	5

Receiving	No.	Yds	Avg	Lg	TD
Pinkston	60	798	13.3	42t	7
Thrash	52	635	12.2	39t	6
Staley	51	541	10.6	45	3
Freeman	46	600	13.0	59t	4
C.Lewis	42	398	9.5	30	3
Levens	19	124	6.5	24	1
Martin	15	126	8.4	53	0
F.Mitchell	12	105	8.8	18	0
Thomason	10	128	12.8	24	2
Westbrook	9	86	9.6	20	0
Dawkins	1	57	57.0	57t	1
Bartrum	1	8	8.0	8	0
Eagles	318	3606	11.3	59t	27
Opponents	333	3442	10.3	57t	18

INTs	No.	Yds	Avg	Lg	TD
Taylor	5	43	8.6	23t	1
Barber	2	81	40.5	80t	1
Brown	2	41	20.5	29	0
Dawkins	2	27	13.5	27	0
Vincent	2	1	0.5	1	0
Harris	1	0	0.0	0	0
M.Lewis	1	0	0.0	0	0
Eagles	15	193	12.9	80t	2
Opponents	11	86	7.8	35	0

Sacks: H.Douglas 12.5, Kalu 8.0, Walker 7.5, Whiting 6.0, Grasmanis 4.0, Emmons 3.5, Dawkins 3.0, Bishop 2.0, Simon 2.0, Reese 1.5, Barber 1.0, Brown 1.0, Cook 1.0, Gardner 1.0, M.Lewis 1.0, Team 1.0, Eagles 56.0, Opponents 36.0

Punting	No.	Yds	Avg	Net	TB	Lg	B
Baker LG	55	2133	38.8	31.5	4	51	0
Baker TM	13	445	34.2	29.8	1	44	0
Landeta	52	2229	42.9	34.6	7	63	0
Johnson	14	523	37.4	27.7	2	53	0
Eagles	79	3197	40.5	32.6	10	63	0
Opponents	90	3690	41.0	33.1	7	74	0

Punt Returns	Ret	FC	Yds	Avg	Lg	TD
B.Mitchell	46	11	567	12.3	76t	1
Taylor	1	0	0	0.0	0	0
Eagles	47	11	567	12.1	76t	1
Opponents	30	20	420	14.0	90t	2

Kickoff Returns	No.	Yds	Avg	Lg	TD
B.Mitchell	43	1162	27.0	57	0
D.Douglas	4	77	19.3	23	0
Slechta	2	22	11.0	12	0
Levens	1	24	24.0	24	0
Thomason	1	12	12.0	12	0
Kalu	1	0	0.0	0	0
Eagles	52	1297	24.9	57	0
Opponents	76	1637	21.5	100t	1

Field Goals	1-19	20-29	30-39	40-49	50+
Akers	0/0	9/9	14/16	6/7	1/2
Eagles	0/0	9/9	14/16	6/7	1/2
Opponents	0/0	2/3	8/9	6/7	1/2

Akers: (30G) (22G,40G,47G) (51G,20G,32G) (25G, 41G) (31G) (30G,36G) (50N,27G,36G,35G) (23G,36G, 27G,22G) (34G,20G) (34G) (48N,43G) (31G) (33G,40G, 39N) (28G,45G) (32G,39G) (35N)
Opponents: (33G,47G) () (47G,33G) (48G) (34G,31G) (48G,29N) (26G) (30G,53G) (48N) () (35G) (55N,22G) (34G,43G) () (42G) (36N,39G)

2001 EAGLES STATISTICS



SCHEDULE & RESULTS (11-5)					
S-09	L	17-20	St. Louis (OT)	66,243	
S-23	W	27-3	at Seattle	62,826	
S-30	W	40-18	Dallas	66,621	
O-07	L	20-21	Arizona	66,360	
O-22	W	10-9	at NY Giants	78,821	
O-28	L	10-20	Oakland	65,342	
N-04	W	21-7	at Arizona	33,430	
N-11	W	48-17	Minnesota	65,638	
N-18	W	36-3	at Dallas	63,204	
N-25	L	3-13	Washington	65,666	
N-29	W	23-10	at Kansas City	77,087	
D-09	W	24-14	San Diego	65,438	
D-16	W	20-6	at Washington	84,936	
D-22	L	3-13	at San Francisco	68,124	
D-30	W	24-21	NY Giants	65,885	
J-06	W	17-13	at Tampa Bay	65,541	
NFC WILD CARD					
J--12	W	31-9	Tampa Bay	65,847	
NFC DIVISIONAL PLAYOFF					
J-19	W	33-19	at Chicago	66,944	
NFC CHAMPIONSHIP					
J-27	L	24-29	at St. Louis	66,502	

TEAM STATS	EAGLES	OPP
Total First Downs	256	262
Rushing	90	88
Passing	146	150
Penalty	20	24
3rd Down: Made/Att	68/220	71/232
3rd Down Pct.	30.9	30.6
4th Down: Made/Att	9/13	7/13
4th Down Pct.	69.2	53.8
Possession Avg.	28:39	31:21
Total Net Yards	4923	4701
Avg. Per Game	307.7	293.8
Total Plays	974	1017
Avg. Per Play	5.1	4.6
Net Yards Rushing	1778	1837
Avg. Per Game	111.1	114.8
Total Rushes	412	455
Net Yards Passing	3145	2864
Avg. Per Game	196.6	179.0
Sacked/Yards Lost	40/282	45/283
Gross Yards	3427	3147
Att./Completions	522/300	517/288
Completion Pct.	57.5	55.7
Had Intercepted	14	14
Punts/Average	97/43.5	104/40.6
Net Punting/ Avg.	97/36.4	104/34.6
Penalties/Yards	100/768	85/741
Fumbles/Ball Lost	20/10	39/19
Touchdowns	38	20
Rushing	6	6
Passing	27	13
Returns	5	1

Score By Periods	Q1	Q2	Q3	Q4	OT	Pts
Eagles	58	144	40	101	0	343
Opponents	50	72	30	53	3	208

Passing	Att	Cmp	Yds	Cmp%	Y/A	TD	TD%	Int	Int%	Lg	Sk/Lost	Rat
McNabb	493	285	3233	57.8	6.56	25	5.1	12	2.4	64t	39/ 273	84.3
Detmer	14	5	51	35.7	3.64	0	0.0	1	7.1	16	1/ 9	17.3
Feeley	14	10	143	71.4	10.21	2	14.3	1	7.1	27	0/ 0	114.0
F.Mitchell	1	0	0	0.0	0.00	0	0.0	0	0.0	0	0/ 0	39.6
Eagles	522	300	3427	57.5	6.57	27	5.2	14	2.7	64t	40/ 282	83.4
Opponents	517	288	3147	55.7	6.09	13	2.5	14	2.7	76	45/ 283	71.0

Scoring	TD	Ru	Pa	Rt	PAT	FG	2Pt	Pts
Akers	0	0	0	0	37/38	26/31	0	115
Thrash	8	0	8	0			0	48
Lewis	6	0	6	0			0	36
Pinkston	4	0	4	0			0	24
Staley	4	2	2	0			0	24
Buckhalter	2	2	0	0			0	12
D. Douglas	2	0	2	0			0	12
Martin	2	0	2	0			0	12
McNabb	2	2	0	0			0	12
Bartrum	1	0	1	0			0	6
Dawkins	1	0	0	1			0	6
Hampton	1	0	0	1			0	6
B.Mitchell	1	0	0	1			0	6
F.Mitchell	1	0	1	0			0	6
Moore	1	0	0	1			0	6
Stewart	1	0	1	0			0	6
Trotter	1	0	0	1			0	6
Eagles	38	6	27	5	37/38	26/31	0	343
Opponents	20	6	13	1	17/17	23/32	1	208

2-Pt. Conversions: Eagles 0-0, Opponents 1-3

Rushing	No.	Yds	Avg	Lg	TD
Staley	166	604	3.6	44t	2
Buckhalter	129	586	4.5	48	2
McNabb	82	482	5.9	33	2
Thrash	6	57	9.5	24	0
Martin	9	27	3.0	8	0
B.Mitchell	7	9	1.3	11	0
Detmer	8	6	0.8	14	0
Smart	2	6	3.0	6	0
Pinkston	1	5	5.0	5	0
F.Mitchell	2	-4	-2.0	12	0
Eagles	412	1778	4.3	48	6
Opponents	455	1837	4.0	80	6

Receiving	No.	Yds	Avg	Lg	TD
Thrash	63	833	13.2	64t	8
Staley	63	626	9.9	46t	2
Pinkston	42	586	14.0	62t	4
Lewis	41	422	10.3	33	6
Martin	24	124	5.2	17	2
F. Mitchell	21	283	13.5	29	1
Buckhalter	13	130	10.0	26	0
Brown	7	95	13.6	18	0
B.Mitchell	6	122	20.3	56	0
D.Douglas	5	77	15.4	27	2
Stewart	5	52	10.4	15	1
Thomason	5	33	6.6	11	0
Scott	2	26	13.0	18	0
Reader	2	14	7.0	11	0
Bartrum	1	4	4.0	4t	1
Eagles	300	3427	11.4	64t	27
Opponents	288	3147	10.9	76	13

INTs	No.	Yds	Avg	Lg	TD
Vincent	3	0	0.0	0	0
Trotter	2	64	32.0	50t	1
Harris	2	22	11.0	14	0
Dawkins	2	15	7.5	15	0
Moore	2	2	1.0	2	0
Hampton	1	38	38.0	38t	1
Cook	1	11	11.0	11	0
Taylor	1	5	5.0	5	0
Eagles	14	152	10.9	50t	2
Opponents	14	99	7.1	25	0

Sacks: H. Douglas 9.5, Simon 7.5, Burgess 6.0, Trotter 3.5, Caldwell 3.0, Kalu 3.0, Whiting 2.5, Grasmanis 2.0, Dawkins 1.5, Vincent 1.5, Cook 1.0, Emmons 1.0, Moore 1.0, Taylor 1.0, Da. Walker 1.0, Eagles 45.0, Opponents 40.0

Punting	No.	Yds	Avg	Net	TB	Lg	B
Landeta	97	4221	43.5	36.4	10	64	0
Eagles	97	4221	43.5	36.4	10	64	0
Opponents	104	4225	40.6	34.6	6	61	0

Punt Returns	Ret	FC	Yds	Avg	Lg	TD
B.Mitchell	39	22	467	12.0	54	0
Brown	5	0	30	6.0	11	0
Cook	0	0	11	--	11	0
Eagles	44	22	508	11.5	54	0
Opponents	56	16	488	8.7	30	0

Kickoff Returns	No.	Yds	Avg	Lg	TD
B.Mitchell	41	1025	25.0	94t	1
Thrash	5	101	20.2	34	0
D.Douglas	2	32	16.0	18	0
Buckhalter	1	28	28.0	28	0
Lewis	0	-10	-10.0	-10	0
Reese	0	-11	-11.0	-11	0
Eagles	49	1165	23.8	94t	1
Opponents	67	1430	21.3	59	0

Field Goals	1-19	20-29	30-39	40-49	50+
Akers	1/1	9/9	7/8	7/10	2/3
Eagles	1/1	9/9	7/8	7/10	2/3
Opponents	0/0	10/10	5/10	8/12	0/0

Akers: (50G) (48G,49N,21G) (40G,19G) (42G,28G) (44N,25G) (34G) () (36G,21G) (24G,46G,26G,28G,30G) (49G) (24G,33G,38G) (37G)(40G,50G) (20G) (43N,35G) (34N,47G,50N)
Opponents: (20G,26G) (41G) (41G,43G) (30N) (24G,21G,24G, 49N) (42G,32G) () (43G) (47N,41N,30G) (37N, 43G, 32G) (29G) (34N,37N) (39N,47G,25G,48N) (21G, 32G) (25G,32G) (42G,23G)

2000 EAGLES STATISTICS



SCHEDULE & RESULTS (11-5)					
S-03	W	41-14	at Dallas	62,872	
S-10	L	18-33	NY Giants	65,530	
S-17	L	3-6	at Green Bay	59,869	
S-24	W	21-7	at New Orleans	64,900	
O-01	W	38-10	Atlanta	65,424	
O-08	L	14-17	Washington	65,491	
O-15	W	33-14	at Arizona	38,293	
O-22	W	13-9	Chicago	65,553	
O-29	L	7-24	at NY Giants	78,087	
N-05	W	16-13	Dallas (OT)	65,636	
N-12	W	26-23	at Pittsburgh (OT)	56,702	
N-19	W	34-9	Arizona	65,356	
N-26	W	23-20	at Washington	83,284	
D-03	L	13-15	Tennessee	65,639	
D-10	W	35-24	at Cleveland	72,318	
D-24	W	16-7	Cincinnati	64,902	
NFC WILD CARD					
D-31	W	21-3	Tampa Bay	65,813	
NFC DIVISIONAL PLAYOFF					
J-07	L	10-20	at NY Giants	78,765	

TEAM STATS	EAGLES	OPP
Total First Downs	295	295
Rushing	88	105
Passing	182	159
Penalty	25	31
3rd Down: Made/Att	90/224	72/221
3rd Down Pct.	40.2	32.6
4th Down: Made/Att	7/11	14/24
4th Down Pct.	63.6	58.3
Possession Avg.	29:01	30:59
Total Net Yards	5006	4820
Avg. Per Game	312.9	301.3
Total Plays	1017	1055
Avg. Per Play	4.9	4.6
Net Yards Rushing	1882	1830
Avg. Per Game	117.6	114.4
Total Rushes	397	453
Net Yards Passing	3124	2990
Avg. Per Game	195.3	186.9
Sacked/Yards Lost	45/262	50/291
Gross Yards	3386	3281
Att./Completions	575/331	552/314
Completion Pct.	57.6	56.9
Had Intercepted	15	19
Punts/Average	86/42.3	87/40.4
Net Punting Avg.	86/36.0	87/35.0
Penalties/Yards	113/980	111/936
Fumbles/Ball Lost	22/14	27/12
Touchdowns	38	23
Rushing	13	10
Passing	21	11
Returns	4	2

Score By Periods	Q1	Q2	Q3	Q4	OT	Pts
Eagles	57	97	71	120	6	351
Opponents	34	70	40	101	0	245

Passing	Att	Cmp	Yds	Cmp%	Y/A	TD	TD%	Int	Int%	Lg	Sk/Lost	Rat
McNabb	569	330	3365	58.0	5.91	21	3.7	13	2.3	70t	45/262	77.8
Mitchell	4	1	21	25.0	5.25	0	0.0	0	0.0	21	0/0	49.0
Detmer	1	0	0	0.0	0.00	0	0.0	1	100.0	--	0/0	0.0
Small	1	0	0	0.0	0.00	0	0.0	1	100.0	--	0/0	0.0
Eagles	575	331	3386	57.6	5.89	21	3.7	15	2.6	70t	45/262	75.9
Opponents	552	314	3281	56.9	5.94	11	2.0	19	3.4	70t	50/291	66.6

Scoring	TD	Ru	Pa	Rt	PAT	FG	2Pt	Pts
Akers	0	0	0	0	34/36	29/33	0	121
C.Johnson	7	0	7	0			0	42
McNabb	6	6	0	0			0	36
Mitchell	5	2	1	2			0	30
Thomason	5	0	5	0			0	30
Autry	4	3	1	0			0	24
Small	3	0	3	0			1	20
Lewis	3	0	3	0			0	18
Warren LG	3	2	1	0			0	18
Brown	1	0	1	0			0	6
Caldwell	1	0	0	1			0	6
Pritchett	1	1	0	0			0	6
Staley	1	1	0	0			0	6
Trotter	1	0	0	1			0	6
Eagles	38	13	21	4	34/36	29/33	1	351
Opponents	23	10	11	2	21/21	28/33	1	245

2-Pt. Conversions: Eagles 1-2, Opponents 1-2

Rushing	No.	Yds	Avg	Lg	TD
McNabb	86	629	7.3	54	6
Staley	79	344	4.4	60	1
Autry	112	334	3.0	15	3
Warren LG	74	296	4.0	32t	2
Warren TM	15	42	2.8	11	0
Pritchett	58	225	3.9	16	1
Mitchell	25	187	7.5	85t	2
Martin	13	77	5.9	23	0
C.Johnson	5	18	3.6	15	0
Akers	1	15	15.0	15	0
Detmer	1	8	8.0	8	0
Lee	1	2	2.0	2	0
Small	1	1	1.0	1	0
Eagles	397	1882	4.7	85t	13
Opponents	453	1830	4.0	37	10

Receiving	No.	Yds	Avg	Lg	TD
Lewis	69	735	10.7	52	3
C.Johnson	56	642	11.5	59	7
Small	40	569	14.2	70t	3
Warren LG	32	303	9.5	76t	1
Warren TM	1	1	1.0	1	0
Martin	31	219	7.1	26	0
Staley	25	201	8.0	26	0
Pritchett	25	193	7.7	17	0
Autry	24	275	11.5	37	1
Mitchell	13	89	6.8	21	1
Broughton	12	104	8.7	21	0
Pinkston	10	181	18.1	45	0
Thomason	10	46	4.6	11	5
Brown	9	80	8.9	18	1
McNabb	2	5	2.5	3	0
Lee	1	20	20.0	20	0
D.Douglas	1	9	9.0	9	0
Miller	1	9	9.0	9	0
Van Dyke	1	8	8.0	8	0
Eagles	331	3386	10.2	70t	21
Opponents	314	3281	10.4	70t	11

INTs	No.	Yds	Avg	Lg	TD
Vincent	5	34	6.8	17	0
Dawkins	4	62	15.5	32	0
Taylor	3	64	21.3	38	0
Moore	2	24	12.0	20	0
Emmons	2	8	4.0	8	0
Trotter	1	27	27.0	27t	1
Caldwell	1	25	25.0	25t	1
H.Douglas	1	0	0.0	0	0
Harris	0	1	--	1	0
Eagles	19	255	13.4	38	2
Opponents	15	146	9.7	33	0

Sacks: H. Douglas 15.0, Simon 9.5, Mamula 5.5, H. Thomas 4.0, Grasmanis 3.5, Whiting 3.5, Trotter 3.0, Dawkins 2.0, Gardner 1.0, Vincent 1.0, Darling 0.5, Emmons 0.5, **Eagles 50.0, Opponents 45.0**

Punting	No.	Yds	Avg	Net	TB	Lg	B
Landeta	86	3635	42.3	36.0	8	60	0
Eagles	86	3635	42.3	36.0	8	60	0
Opponents	87	3516	40.4	35.0	7	52	0

Punt Returns	Ret	FC	Yds	Avg	Lg	TD
Mitchell	32	33	335	10.5	72t	1
Bostic	1	0	0	0.0	0	0
Eagles	33	33	335	10.2	72t	1
Opponents	47	18	375	8.0	70t	1

Kickoff Returns	No.	Yds	Avg	Lg	TD
Mitchell	47	1124	23.9	89t	1
D.Douglas	2	50	25.0	41	0
Broughton	1	20	20.0	20	0
Whiting	1	18	18.0	18	0
Pritchett	1	15	15.0	15	0
Thomason	1	10	10.0	10	0
Dawkins	1	2	2.0	2	0
Eagles	54	1239	22.9	89t	1
Opponents	72	1519	21.1	47	0

Field Goals	1-19	20-29	30-39	40-49	50+
Akers	1/1	6/6	14/15	7/10	1/1
Eagles	1/1	6/6	14/15	7/10	1/1
Opponents	0/0	9/9	9/11	8/11	2/2

Akers: (33G,37G) (33G,29G) (43G) () (39G,38G,19G) () (31G,29G) (51G,29G) (48N) (40N,34G,34G,32G) (26G,45G,38N,42G,42G) (38G,46G) (27G,33G,30G) (23G,40G) () (32G,45G,41N,33G)
Opponents: (34G,38G) (32G,36G,44G,23G) (40N,37G,38G) () (48G) (33N,42N,24G) () (25G,33G,40G) (31G) (48G,27G) (38G,52G,40G) (42G) (26G,20G,44N) (26G,42G,22G,44G,50G) (29G) (31N)

1998 EAGLES STATISTICS



SCHEDULE & RESULTS (3-13)					
S-06	L	0-38	Seattle	66,418	
S-13	L	12-17	at Atlanta	46,456	
S-20	L	3-17	at Arizona	36,717	
S-27	L	21-24	Kansas City	66,675	
O-04	L	16-41	at Denver	73,218	
O-11	W	17-12	Washington	66,183	
O-18	L	10-13	at San Diego	56,967	
N-02	L	0-34	Dallas	67,002	
N-08	W	10-9	Detroit	66,785	
N-15	L	3-28	at Washington	67,704	
N-22	L	0-20	at NY Giants	65,763	
N-29	L	16-24	at Green Bay	59,862	
D-03	W	17-14	St. Louis	66,155	
D-13	L	17-20	Arizona (OT)	62,176	
D-20	L	9-13	at Dallas	62,722	
D-27	L	10-20	NY Giants	66,596	

TEAM STATS

	EAGLES	OPP
Total First Downs	259	286
Rushing	86	125
Passing	141	133
Penalty	32	28
3rd Down: Made/Att	80/240	85/230
3rd Down Pct.	33.3	37.0
4th Down: Made/Att	7/23	7/12
4th Down Pct.	30.4	58.3
Possession Avg.	29:24	30:36
Total Net Yards	4188	5136
Avg. Per Game	261.8	321.0
Total Plays	1017	1019
Avg. Per Play	4.1	5.0
Net Yards Rushing	1775	2416
Avg. Per Game	110.9	151.0
Total Rushes	427	528
Net Yards Passing	2413	2720
Avg. Per Game	150.8	170.0
Sacked/Yards Lost	56/317	42/281
Gross Yards	2730	3001
Att./Completions	534/282	449/249
Completion Pct.	52.8	55.5
Had Intercepted	18	9
Punts/Average	104/41.7	85/42.5
Net Punting Avg.	104/34.9	85/37.3
Penalties/Yards	102/852	113/904
Fumbles/Ball Lost	20/8	20/8
Touchdowns	17	39
Rushing	10	18
Passing	7	18
Returns	0	3

Score By Periods

	Q1	Q2	Q3	Q4	OT	Pts
Eagles	33	47	24	57	0	161
Opponents	85	53	94	109	3	344

Passing	Att	Cmp	Yds	Cmp%	Y/A	TD	TD%	Int	Int%	Lg	Sk/Lost	Rat
Hoying	224	114	961	50.9	4.29	0	0.0	9	4.0	38	35/185	45.6
Detmer	181	97	1011	53.6	5.59	5	2.8	5	2.8	61t	5/29	67.7
Peete	129	71	758	55.0	5.88	2	1.6	4	3.1	25	16/103	64.7
Eagles	534	282	2730	52.8	5.11	7	1.3	18	3.4	61t	56/317	57.7
Opponents	449	249	3001	55.5	6.68	18	4.0	9	2.0	59	42/281	81.2

Scoring	TD	Ru	Pa	Rt	PAT	FG	2Pt	Pts
Boniol	0	0	0	0	15-17	14-21	0	57
Staley	6	5	1	0			0	36
Garner	4	4	0	0			0	24
Fryar	2	0	2	0			0	12
Graham	2	0	2	0			0	12
Peete	1	1	0	0			0	6
Sinceno	1	0	1	0			0	6
Solomon	1	0	1	0			0	6
Thomas (s)	0	0	0	0			0	2
Eagles	17	10	7	0	15-17	14-21	0	161
Opponents	39	18	18	3	36-37	24-32	1	344

2-Pt. Conversions: Eagles 0-0, Opponents 1-2

Rushing	No.	Yds	Avg	Lg	TD
Staley	258	1065	4.1	64t	5
Garner	96	381	4.0	40	4
Turner	20	94	4.7	19	0
Hoying	22	84	3.8	11	0
Walker	12	55	4.6	20	0
Fryar	3	46	15.3	32	0
Peete	5	30	6.0	19t	1
Detmer	7	20	2.9	8	0
Jells	2	9	4.5	13	0
Hankton	1	-4	-4.0	-4	0
Dunn	1	-5	-5.0	-5	0
Eagles	427	1775	4.2	64t	10
Opponents	528	2416	4.6	64	18

Receiving	No.	Yds	Avg	Lg	TD
Staley	57	432	7.6	33	1
Fryar	48	556	11.6	61t	2
Graham	47	600	12.8	45	2
Turner	34	232	6.8	18	0
Solomon	21	193	9.2	20	1
Garner	19	110	5.8	21	0
Copeland TM	18	221	12.3	20	0
Dunn	18	132	7.3	21	0
Fontenot	8	90	11.3	19	0
Sinceno	3	42	14.0	22	1
Jells	2	53	26.5	37	0
Walker	2	35	17.5	33	0
J.Johnson	2	14	7.0	9	0
Jordan	2	9	4.5	8	0
Miller	1	11	11.0	11	0
Eagles	282	2730	9.7	61t	7
Opponents	249	3001	12.1	59	18

INTs	No.	Yds	Avg	Lg	TD
Dawkins	2	39	19.5	30	0
Vincent	2	29	14.5	29	0
Zordich	2	18	9.0	14	0
Caldwell	1	33	33.0	33	0
W.Thomas	1	21	21.0	21	0
McTyer	1	18	18.0	18	0
Eagles	9	158	17.6	33	0
Opponents	18	319	17.7	70t	2

Sacks: Douglas 12.5, Wallace 6.0, H. Thomas 5.0, Jefferson 4.0, B. Johnson 2.5, Darling 2.0, W. Thomas 2.0, Whiting 1.5, Caldwell 1.0, Dawkins 1.0, J. Harris 1.0, Martin LG 1.0, Martin TM 1.0, Rossum 1.0, Vincent 1.0, McTyer 0.5, **Eagles 42.0, Opponents 56.0**

Punting	No.	Yds	Avg	Net	TB	Lg	B
Hutton	104	4339	41.7	34.9	10	61	0
Eagles	104	4339	41.7	34.9	10	61	0
Opponents	85	3616	42.5	37.3	8	71	1

Punt Returns	Ret	FC	Yds	Avg	Lg	TD
Rossum	22	7	187	8.5	25	0
Solomon	11	12	100	9.1	40	0
A.Harris	1	0	-2	-2.0	-2	0
Eagles	34	19	285	8.4	40	0
Opponents	61	9	511	8.4	69t	1

Kickoff Returns	No.	Yds	Avg	Lg	TD
Staley	258	1065	4.1	64t	5
Garner	96	381	4.0	40	4
Turner	20	94	4.7	19	0
Hoying	22	84	3.8	11	0
Walker	12	55	4.6	20	0
Fryar	3	46	15.3	32	0
Peete	5	30	6.0	19t	1
Detmer	7	20	2.9	8	0
Jells	2	9	4.5	13	0
Hankton	1	-4	-4.0	-4	0
Dunn	1	-5	-5.0	-5	0
Eagles	427	1775	4.2	64t	10
Opponents	528	2416	4.6	64	18

Field Goals	1-19	20-29	30-39	40-49	50+
Boniol	3/3	3/3	4/5	3/9	1/1
Eagles	3/3	3/3	4/5	3/9	1/1
Opponents	0/0	7/7	6/8	11/13	0/4

Boniol: () (45N,24G,42G) (29G) () () (44G,48N) (42N,35G) () (39G) (19G) (44N) (34G) (50G,46B) (19G,33N) (21G,48N,41G,39G) (19G)

Opponents: (42G) (23G) (52N,47G) (40N,21G) () (47N, 46G,34G) (23G,26G) (33G,25G) (41G,48G, 35G,58N) (32N) (40G,49G) (33G) (46G,20G,52N) (28G,34N,32G) (51N,42G,41G) (43G,33G)

1997 EAGLES STATISTICS



SCHEDULE & RESULTS (6-9-1)					
A-31	L	17-31	at NY Giants	70,296	
S-07	W	10-9	Green Bay	66,803	
S-15	L	20-21	at Dallas	63,942	
S-28	L	19-28	at Minnesota	55,149	
O-05	W	24-10	Washington	67,008	
O-12	L	21-38	at Jacksonville	69,150	
O-19	W	13-10	Arizona (OT)	66,860	
O-26	W	13-12	Dallas	67,106	
N-02	L	21-31	at Arizona	39,549	
N-10	L	12-24	San Francisco	67,133	
N-16	T	10-10	at Baltimore (OT)	63,546	
N-23	W	23-20	Pittsburgh	67,166	
N-30	W	44-42	Cincinnati	66,623	
D-07	L	21-31	NY Giants	67,084	
D-14	L	17-20	at Atlanta	42,866	
D-21	L	32-35	at Washington	75,939	

TEAM STATS	EAGLES	OPP
Total First Downs	326	286
Rushing	105	115
Passing	203	150
Penalty	18	21
3rd Down: Made/Att	90/242	80/217
3rd Down Pct.	37.2	36.9
4th Down: Made/Att	14/22	8/14
4th Down Pct.	63.6	57.1
Possession Avg.	31:09	28:51
Total Net Yards	5590	4932
Avg. Per Game	349.4	308.3
Total Plays	1116	1009
Avg. Per Play	5.0	4.9
Net Yards Rushing	1943	2009
Avg. Per Game	121.4	125.6
Total Rushes	465	476
Net Yards Passing	3647	2923
Avg. Per Game	227.9	182.7
Sacked/Yards Lost	64/362	43/278
Gross Yards	4009	3201
Att./Completions	587/330	490/259
Completion Pct.	56.2	52.9
Had Intercepted	16	14
Punts/Average	88/41.6	87/41.4
Net Punting Avg.	88/34.6	87/36.0
Penalties/Yards	104/866	86/708
Fumbles/Ball Lost	35/16	25/12
Touchdowns	36	43
Rushing	11	16
Passing	22	20
Returns	3	7

Score By Periods	Q1	Q2	Q3	Q4	OT	Pts
Eagles	75	71	59	109	3	317
Opponents	100	90	68	114	0	372

Passing	Att	Cmp	Yds	Cmp%	Y/A	TD	TD%	Int	Int%	Lg	Sk/Lost	Rat
T. Detmer	244	134	1567	54.9	6.42	7	2.9	6	2.5	57	19/94	73.9
Hoying	225	128	1573	56.9	6.99	11	4.9	6	2.7	72t	28/183	83.8
Peete	118	68	869	57.6	7.36	4	3.4	4	3.4	38	17/85	78.0
Eagles	587	330	4009	56.2	6.83	22	3.7	16	2.7	72t	64/362	78.5
Opponents	490	259	3201	52.9	6.53	20	4.1	14	2.9	62	43/278	75.1

Scoring	TD	Ru	Pa	Rt	PAT	FG	2Pt	Pts
Boniol	0	0	0	0	33/33	22/31	0	99
Watters	7	7	0	0			0	42
Fryar	6	0	6	0			0	36
Lewis	4	0	4	0			0	24
Solomon	3	0	3	0		1	20	
Garner	3	3	0	0			0	18
Turner	3	0	3	0			0	18
Dunn	2	0	2	0			0	12
Timpson	2	0	2	0			0	12
Clark	1	0	0	1			0	6
Dawkins	1	0	0	1			0	6
T.Detmer	1	1	0	0			0	6
Johnson	1	0	1	0			0	6
Seay	1	0	1	0			0	6
W.Thomas	1	0	0	1			0	6
Eagles	36	11	22	3	33/33	22/31	1	317
Opponents	43	16	20	7	42/42	24/33	0	372

2-Pt. Conversions: Eagles 1-3, Opponents 0-1

Rushing	No.	Yds	Avg	Lg	TD
Watters	285	1110	3.9	28	7
Garner	116	547	4.7	26	3
Turner	18	96	5.3	29	0
Hoying	16	78	4.9	30	0
T. Detmer	14	46	3.3	14	1
Peete	8	37	4.6	16	0
Staley	7	29	4.1	12	0
Hutton	1	0	0.0	0	0
Eagles	465	1943	4.2	30	11
Opponents	476	2009	4.2	53	16

Receiving	No.	Yds	Avg	Lg	TD
Fryar	86	1316	15.3	72t	6
Turner	48	443	9.2	36	3
Watters	48	440	9.2	37	0
Timpson	42	484	11.5	26	2
Solomon	29	455	15.7	56	3
Garner	24	225	9.4	27	0
Johnson	14	177	12.6	28	1
Seay	13	187	14.4	38	1
Lewis	12	94	7.8	17	4
Dunn	7	93	13.3	31t	2
C. Jones	5	73	14.6	32	0
Staley	2	22	11.0	22	0
Eagles	330	4009	12.1	72t	22
Opponents	259	3201	12.4	62	20

INTs	No.	Yds	Avg	Lg	TD
Dawkins	3	76	25.3	64t	1
Vincent	3	14	4.7	14	0
Dimry	2	25	12.5	25	0
W. Thomas	2	11	5.5	11	0
Hall	1	39	39.0	39	0
Zordich	1	21	21.0	21	0
Stevens	1	0	0.0	0	0
Willis	1	0	0.0	0	0
Eagles	14	186	13.3	64t	1
Opponents	16	425	26.6	95t	4

Sacks: Hall 8.0, W. Thomas 5.0, Dent 4.5, Mamula 4.0, Jefferson 3.0, J. Jones 2.5, H. Thomas 2.5, Taylor 2.0, Willis 2.0, Zordich 2.0, Conner 1.5, Farmer 1.0, Harris 1.0, Jasper 1.0, Smith 1.0,
Eagles 43.0, Opponents 64.0

Punting	No.	Yds	Avg	Net	TB	Lg	B
Hutton	87	3660	42.1	34.6	5	61	1
Eagles	88	3660	41.6	34.6	5	61	1
Opponents	87	3603	41.4	36.0	12	62	0

Punt Returns	Ret	FC	Yds	Avg	Lg	TD
Gray LG	19	15	161	8.5	30	0
Gray TM	2	5	17	8.5	11	0
Seay	16	8	172	10.8	42	0
Solomon	10	7	55	5.5	14	0
Wyatt	2	1	-2	-1.0	0	0
Vincent	1	0	-8	-8.0	-8	0
Eagles	31	21	234	7.5	42	0
Opponents	48	9	515	10.7	73t	1

Kickoff Returns	No.	Yds	Avg	Lg	TD
Staley	47	1139	24.2	57	0
Gray LG	9	193	21.4	33	0
Gray TM	1	8	8.0	8	0
Witherspoon	9	171	19.0	28	0
Johnson	3	22	7.3	15	0
Turner	3	48	16.0	22	0
Dunn	2	32	16.0	16	0
Wyatt	2	50	25.0	30	0
Clark	1	39	39.0	39t	1
Lewis	1	11	11.0	11	0
Eagles	69	1520	22.0	57	1
Opponents	66	1548	23.5	84	0

Field Goals	1-19	20-29	30-39	40-49	50+
Boniol	0/0	7/7	11/12	4/11	0/1
Eagles	0/0	7/7	11/12	4/11	0/1
Opponents	2/2	10/11	6/6	6/11	0/3

Boniol: (48G) (48N,32G) (49G,45N,44G) (47G, 26G) (34G) (43N) (40N,38G,24G) (52N,47N,29G, 37G) (37N) (28G,34G) (33G,40N) (23G,35G,25G) (33G,25G,31G) (48N) (39G) (33G)
Opponents: (44N,39G)(22G,18G,27G,28N) (46G,48G,25G,23G,22G) () (37G) (38G) (40N, 23G) (26G,24G,35G,43G) (51N,45G,48N) (31G, 43N) (23G,53N) (46G,40G) () (50N,19G) (42N, 21G,33G) ()

1996 EAGLES STATISTICS



SCHEDULE & RESULTS (10-6)

S-01	W	17-14	at Washington	53,415
S-09	L	13-39	at Green Bay	60,666
S-15	W	24-17	Detroit	66,007
S-22	W	33-18	at Atlanta	40,107
S-30	L	19-23	Dallas	67,201
O-13	W	19-10	at NY Giants	72,729
O-20	W	35-28	Miami	66,240
O-27	W	20- 9	Carolina	65,982
N-03	W	31-21	at Dallas	64,952
N-10	L	17-24	Buffalo	66,613
N-17	L	21-26	Washington	66,834
N-24	L	30-36	at Arizona	36,175
D-01	W	24- 0	NY Giants	51,468
D-05	L	10-37	at Indianapolis	52,689
D-14	W	21-20	at NY Jets	29,178
D-22	W	29-19	Arizona	63,658
NFC WILD CARD				
D-29	L	0-14	at San Francisco	56,460

TEAM STATS

	EAGLES	OPP				
Total First Downs	319	264				
Rushing	107	87				
Passing	196	150				
Penalty	16	27				
3rd Down: Made/Att	83/219	84/215				
3rd Down Pct.	37.9	39.1				
4th Down: Made/Att	6/15	5/14				
4th Down Pct.	40.0	35.7				
Possession Avg.	32:12	27:48				
Total Net Yards	5627	4562				
Avg. Per Game	351.7	285.1				
Total Plays	1076	961				
Avg. Per Play	5.2	4.7				
Net Yards Rushing	1882	1583				
Avg. Per Game	117.6	98.9				
Total Rushes	489	421				
Net Yards Passing	3745	2979				
Avg. Per Game	234.1	186.2				
Sacked/Yards Lost	39/234	40/264				
Gross Yards	3979	3243				
Att./Completions	548/328	500/271				
Completion Pct.	59.9	54.2				
Had Intercepted	18	19				
Punts/Average	74/42.0	74/44.4				
Net Punting Avg.	74/35.1	74/37.5				
Penalties/Yards	117/963	99/710				
Fumbles/Ball Lost	24/14	26/12				
Touchdowns	41	35				
Rushing	16	12				
Passing	19	18				
Returns	6	5				
Score By Periods						
	Q1	Q2	Q3	Q4	OT	Pts
Eagles	98	88	64	113	0	363
Opponents	64	119	73	85	0	341

Passing	Att	Cmp	Yds	Cmp%	Y/A	TD	TD%	Int	Int%	Lg	Sk/Lost	Rat
Detmer	401	238	2911	59.4	7.26	15	3.7	13	3.2	42	27/171	80.8
Peete	134	80	992	59.7	7.40	3	2.2	5	3.7	62	11/53	74.6
Rypien	13	10	76	76.9	5.85	1	7.7	0	0.0	16	0/0	116.2
Hoying	0	0	0	---	---	0	---	0	---	--	1/10	---
Eagles	548	328	3979	59.9	7.26	19	3.5	18	3.3	62	39/234	80.1
Opponents	500	271	3243	54.2	6.49	18	3.6	19	3.8	67	40/264	70.4

Scoring	TD	Ru	Pa	Rt	PAT	FG	2Pt	Pts
Anderson	0	0	0	0	40/40	25/29	0	115
Watters	13	13	0	0			0	78
Fryar	11	0	11	0			0	66
Jones	5	0	5	0			0	30
Dunn	2	0	2	0			0	12
Witherspoon	2	0	0	2			0	12
Detmer	1	1	0	0			0	6
Garner	1	1	0	0			0	6
Hall	1	0	0	1			0	6
Mamula	1	0	0	1			0	6
Peete	1	1	0	0			0	6
W.Thomas	1	0	0	1			0	6
Turner	1	0	1	0			0	6
Vincent	1	0	0	1			0	6
Team (s)	0	0	0	0			0	2
Eagles	41	16	19	6	40/40	25/29	0	363
Opponents	35	12	18	5	30/32	31/36	3	341

2-Pt. Conversions: Eagles 0-1, Opponents 3-3

Rushing	No.	Yds	Avg	Lg	TD
Watters	353	1411	4.0	56t	13
Garner	66	346	5.2	46	1
Detmer	31	59	1.9	9	1
Turner	18	39	2.2	7	0
Peete	20	31	1.6	11	1
Fryar	1	-4	-4.0	-4	0
Eagles	489	1882	3.8	56t	16
Opponents	421	1583	3.8	49t	12

Receiving	No.	Yds	Avg	Lg	TD
Fryar	88	1195	13.6	42	11
Jones	70	859	12.3	38	5
Watters	51	444	8.7	36	0
Turner	43	409	9.5	41	1
Seay	19	260	13.7	35	0
Dunn	15	332	22.1	58	2
Williams LG	15	93	6.2	19	1
Williams TM	2	8	4.0	4	0
Garner	14	92	6.6	13	0
Solomon	8	125	15.6	23	0
West	8	91	11.4	29	0
J.Johnson	7	127	18.1	31	0
Ingram	2	33	16.5	20	0
McIntyre	1	4	4.0	4	0
Eagles	328	3979	12.1	62	19
Opponents	271	3243	12.0	67	18

INTs	No.	Yds	Avg	Lg	TD
Zordich	4	54	13.5	28	0
Vincent	3	144	48.0	90t	1
W.Thomas	3	47	15.7	37	0
Dawkins	3	41	13.7	30	0
Taylor	3	-1	-0.3	0	0
Willis	1	14	14.0	14	0
J.Fuller	1	4	4.0	4	0
Farmer	1	0	0.0	0	0
Eagles	19	303	15.9	104t	1
Opponents	18	265	14.7	65t	3

Sacks: Fuller 13.0, Mamula 8.0, W. Thomas 5.5, Hall 4.5, Jefferson 2.5, Dawkins 1.0, Farmer 1.0, Harmon 1.0, K. Johnson 1.0, Taylor 1.0, H. Thomas 1.0, Griffin 0.5, **Eagles 40.0, Opponents 39.0**

Punting	No.	Yds	Avg	Net	TB	Lg	B
Hutton	73	3107	42.6	35.1	9	60	1
Eagles	74	3107	42.0	35.1	9	60	1
Opponents	74	3287	44.4	37.5	9	61	0

Punt Returns	Ret	FC	Yds	Avg	Lg	TD
Seay	35	14	305	8.7	56	0
Solomon	5	3	27	5.4	9	0
Vincent	0	0	-2	--	-2	0
Eagles	40	17	330	8.3	56	0
Opponents	36	12	330	9.2	65t	1

Kickoff Returns	No.	Yds	Avg	Lg	TD
Witherspoon	53	1271	24.0	97t	2
Garner	6	117	19.5	28	0
Seay	4	51	12.8	22	0
Brooks	1	0	0.0	0	0
Eagles	64	1439	22.5	97t	2
Opponents	73	1715	23.5	86	0

Field Goals	1-19	20-29	30-39	40-49	50+
Anderson	0/0	10/11	8/9	7/9	0/0
Eagles	0/0	10/11	8/9	7/9	0/0
Opponents	1/1	8/8	13/15	7/8	2/4

Anderson: (26G) () (38N,39G) (28G,33G,39G, 25G) (46G,29B) (39G,46G,45G,29G) () (46G, 21G) (30G) (23G) () (44G,25G,32G) (44G,44N) (31G) (48N) (23G,22G,43G,26G,39G)
Opponents: (53N) (29G,44G,38G) (51G) (43G) (46G,30G,21G) (39G) (37G,39G) (51N,47G,39G, 29G) (19G,37G) (38G) (37G,22G,30G,33G) (21G, 31B,36G,27G) () (30G,42G,51G) (27G,48N,29G) (41G,41G,38N)

1995 EAGLES STATISTICS



SCHEDULE & RESULTS (10-6)					
S-03	L	6-21	Tampa Bay	66,266	
S-10	W	31-19	at Arizona	45,004	
S-17	L	21-27	San Diego	63,081	
S-24	L	17-48	at Oakland	48,875	
O-01	W	15-10	at New Orleans	43,938	
O-08	W	37-34	Washington (OT)	65,498	
O-15	W	17-14	at NY Giants	74,252	
O-29	W	20-9	St. Louis	62,172	
N-06	L	12-34	at Dallas	64,876	
N-12	W	31-13	Denver	60,842	
N-19	W	28-19	NY Giants	63,562	
N-26	W	14-7	at Washington	50,539	
D-03	L	14-26	at Seattle	39,893	
D-10	W	20-17	Dallas	66,198	
D-17	W	21-20	Arizona	62,076	
D-24	L	14-20	at Chicago	52,391	
NFC WILD CARD					
D-30	W	58-37	Detroit	66,492	
NFC DIVISIONAL PLAYOFF					
J-07	L	11-30	at Dallas	64,371	

TEAM STATS	EAGLES	OPP				
Total First Downs	290	281				
Rushing	126	102				
Passing	145	154				
Penalty	19	25				
3rd Down: Made/Att	89/233	84/220				
3rd Down Pct.	38.2	38.2				
4th Down: Made/Att	10/17	12/17				
4th Down Pct.	58.8	70.6				
Possession Avg.	30:26	29:34				
Total Net Yards	4807	4638				
Avg. Per Game	300.4	289.9				
Total Plays	1050	1013				
Avg. Per Play	4.6	4.6				
Net Yards Rushing	2121	1822				
Avg. Per Game	132.6	113.9				
Total Rushes	508	466				
Net Yards Passing	2686	2816				
Avg. Per Game	167.9	176.0				
Sacked/Yards Lost	46/245	48/305				
Gross Yards	2931	3121				
Att./Completions	496/284	499/268				
Completion Pct.	57.3	53.7				
Had Intercepted	19	19				
Punts/Average	86/42.8	74/41.3				
Net Punting Avg.	86/33.7	74/35.2				
Penalties/Yards	112/838	87/727				
Fumbles/Ball Lost	31/17	30/19				
Touchdowns	36	39				
Rushing	19	14				
Passing	11	14				
Returns	6	8				
Score By Periods						
	Q1	Q2	Q3	Q4	OT	Pts
Eagles	83	99	55	78	3	318
Opponents	71	101	59	107	3	338

Passing	Att	Cmp	Yds	Cmp%	Y/A	TD	TD%	Int	Int%	Lg	Sk/Lost	Rat
Peete	375	215	2326	57.3	6.20	8	2.1	14	3.7	37t	33/166	67.3
Cunningham	121	69	605	57.0	5.00	3	2.5	5	4.1	33	13/79	61.5
Eagles	496	284	2931	57.3	5.91	11	2.2	19	3.8	37t	46/245	65.9
Opponents	499	268	3121	53.7	6.25	14	2.8	19	3.8	64t	48/305	66.4

Scoring	TD	Ru	Pa	Rt	PAT	FG	2Pt	Pts
Anderson	0	0	0	0	32-33	22-30	0	98
Watters	12	11	1	0			0	72
Garner	6	6	0	0			0	36
Barnett	5	0	5	0			1	32
C.Williams	2	0	2	0			1	14
R. Johnson	2	0	2	0			0	14
Henderson	1	0	0	1			0	6
Jackson	1	0	0	1			0	6
K.Johnson	1	0	0	1			0	6
McCrary	1	1	0	0			0	6
Peete	1	1	0	0			0	6
Thomas	1	0	0	1			0	6
West	1	0	1	0			0	6
Witherspoon	1	0	0	1			0	6
Zordich	1	0	0	1			0	6
Eagles	36	19	11	6	32-33	22-30	2	318
Opponents	36	14	14	8	32-32	28-37	2	338

2-Pt. Conversions: Eagles 2-3, Opponents 2-4

Rushing	No.	Yds	Avg	Lg	TD
Watters	337	1273	3.8	57	11
Garner	108	588	5.4	55t	6
Peete	32	147	4.6	18	1
Cunningham	21	98	4.7	20	0
Turner	2	9	4.5	12	0
Witherspoon	2	7	3.5	5	0
McCrary	3	1	0.3	1t	1
Hutton	1	0	0.0	0	0
Saxon	1	0	0.0	0	0
C.Williams	1	-2	-2.0	-2	0
Eagles	508	2121	4.2	57	19
Opponents	466	1822	3.9	44t	14

Receiving	No.	Yds	Avg	Lg	TD
C. Williams	63	768	12.2	37t	2
Watters	62	434	7.0	24	1
Barnett	48	585	12.2	33	5
Carpenter	29	318	11.0	29	0
West	20	190	9.5	26	1
Martin	17	206	12.1	22	0
Garner	10	61	6.1	29	0
McCrary	9	60	6.7	11	0
Monk	6	114	19.0	36	0
J. Johnson	6	37	6.2	9	0
R. Johnson	5	68	13.6	33	2
Jones	5	61	12.2	17	0
Turner	4	29	7.3	11	0
Eagles	284	2931	10.3	37t	11
Opponents	268	3121	11.6	64t	14

INTs	No.	Yds	Avg	Lg	TD
Thomas	7	104	14.9	37t	1
McMillian	3	27	9.0	19	0
Taylor	2	52	26.0	35	0
Romanowski	2	5	2.5	7	0
Gouveia	1	20	20.0	20	0
Jackson	1	18	18.0	18	0
Zordich	1	10	10.0	10	0
Frazier	1	3	3.0	3	0
Wilburn	1	0	0.0	0	0
Eagles	19	239	12.6	37t	1
Opponents	19	240	12.6	65t	2

Sacks: Fuller 13.0, Harmon 11.0, K. Johnson 6.0, Mamula 5.5, Stubbs 5.5, Thomas 2.0, Woodard 1.5, Hall 1.0, Romanowski 1.0, Zordich 1.0, Gunn 0.5, **Eagles 48.0, Opponents 46.0**

Punting	No.	Yds	Avg	Net	TB	Lg	B
Hutton	85	3682	43.3	33.7	13	63	1
Eagles	86	3682	42.8	33.7	13	63	1
Opponents	74	3055	41.3	35.2	8	63	0

Punt Returns	Ret	FC	Yds	Avg	Lg	TD
Martin	17	10	214	12.6	38	0
Carpenter	12	6	79	6.6	22	0
Eagles	29	16	293	10.1	38	0
Opponents	38	17	527	13.9	88t	2

Kickoff Returns	No.	Yds	Avg	Lg	TD
Garner	29	590	20.3	41	0
Martin	20	388	19.4	38	0
Witherspoon	18	459	25.5	86t	1
Jones	2	46	23.0	26	0
Saxon	1	3	3.0	3	0
McCrary	1	1	1.0	1	0
Eagles	71	1487	20.9	86t	1
Opponents	61	1576	25.8	70	0

Field Goals	1-19	20-29	30-39	40-49	50+
Anderson	0/0	5/5	9/10	8/12	0/3
Eagles	0/0	5/5	9/10	8/12	0/3
Opponents	0/0	10/10	11/14	7/11	0/2

Anderson: (21G,28G) (51N,43G) (43N) (30G, 56N) (20G,43G,36G,37G,42G) (40G,43G,35G) (45N,40G) (20G,36G) (36G,37G) (52N,39G) () (41N) (32N) (42G,27G,38G,42G) (48B) ()
Opponents: () (21G,29G) (35G,21G) (35G,28G) (34G) (36G,47N,46G) (20G,21G) (62N,32N,29G) (42G,37G) (44G,48G) (37N,44G) (42N,50N) (47G,35G,37G,45G) (21G) (37G,35G,37G,35G, 47N) (40N,27G,28G,37N)

1994 EAGLES STATISTICS



SCHEDULE & RESULTS (7-9)					
S-04	L	23-28	at NY Giants	76,130	
S-12	W	30-22	Chicago	64,890	
S-18	W	13-7	Green Bay	63,922	
O-02	W	40-8	at San Francisco	64,843	
O-09	W	21-17	Washington	63,947	
O-16	L	13-24	at Dallas	64,703	
O-24	W	21-6	Houston	65,233	
O-30	W	31-29	at Washington	53,530	
N-06	W	17-7	Arizona	64,952	
N-13	L	7-26	Cleveland	65,233	
N-20	L	6-12	at Arizona	62,779	
N-27	L	21-28	at Atlanta	60,008	
D-04	L	19-31	Dallas	65,974	
D-11	L	3-14	at Pittsburgh	55,474	
D-18	L	13-16	NY Giants	64,540	
D-24	L	30-33	at Cincinnati	39,923	

TEAM STATS	EAGLES	OPP
Total First Downs	293	275
Rushing	103	94
Passing	168	151
Penalty	22	30
3rd Down: Made/Att	101/243	78/214
3rd Down Pct.	41.6	36.4
4th Down: Made/Att	6/17	4/9
4th Down Pct.	35.3	44.4
Possession Avg.	30:47	29:13
Total Net Yards	5125	4710
Avg. Per Game	320.3	294.4
Total Plays	1046	981
Avg. Per Play	4.9	4.8
Net Yards Rushing	1761	1616
Avg. Per Game	110.1	101.0
Total Rushes	432	449
Net Yards Passing	3364	3094
Avg. Per Game	210.3	193.4
Sacked/Yards Lost	48/372	42/265
Gross Yards	3736	3359
Att./Completions	566/316	490/251
Completion Pct.	55.8	51.2
Had Intercepted	14	21
Punts/Average	92/40.5	90/39.7
Net Punting Avg.	92/35.4	90/32.8
Penalties/Yards	138/1107	98/844
Fumbles/Ball Lost	23/12	29/14
Touchdowns	35	33
Rushing	14	11
Passing	18	20
Returns	3	2

Score By Periods	Q1	Q2	Q3	Q4	OT	Pts
Eagles	48	106	81	73	0	308
Opponents	65	73	65	105	0	308

Passing	Att	Cmp	Yds	Cmp%	Y/A	TD	TD%	Int	Int%	Lg	Sk/Lost	Rat
Cunningham	490	265	3229	54.1	6.59	16	3.3	13	2.7	93	43/333	74.4
Brister	76	51	507	67.1	6.67	2	2.6	1	1.3	53	5/39	89.1
Eagles	566	316	3736	55.8	6.60	18	3.2	14	2.5	93	48/372	76.4
Opponents	490	251	3359	51.2	6.86	20	4.1	21	4.3	85t	42/265	69.1

Scoring	TD	Ru	Pa	Rt	PAT	FG	2Pt	Pts
Murray	0	0	0	0	33-33	21-25	0	96
Walker	8	5	2	1			0	48
Barnett	5	0	5	0			0	30
Bavaro	3	0	3	0			0	18
Cunningham	3	3	0	0			0	18
Garner	3	3	0	0			0	18
Joseph	3	1	2	0			0	18
C.Williams	3	0	3	0			0	18
Hebron	2	2	0	0			0	12
M.Johnson	2	0	2	0			0	12
Bailey	1	0	1	0			0	6
G.Jackson	1	0	0	1			0	6
Zordich	1	0	0	1			0	6
Fuller (s)	0	0	0	0			0	2
Eagles	35	14	18	3	33-33	21-25	0	308
Opponents	35	11	20	2	27-28	25-26	4	308

2-Pt. Conversions: Eagles 0-2, Opponents 4-5

Rushing	No.	Yds	Avg	Lg	TD
Walker	113	528	4.7	91t	5
Garner	109	399	3.7	28t	3
Hebron	82	325	4.0	19	2
Cunningham	65	288	4.4	22	3
Joseph	60	203	3.4	34t	1
C.Williams	2	11	5.5	6	0
Brister	1	7	7.0	7	0
Eagles	432	1761	4.1	91t	14
Opponents	449	1616	3.6	33	11

Receiving	No.	Yds	Avg	Lg	TD
Barnett	78	1127	14.4	54	5
C.Williams	58	813	14.0	53	3
Walker	50	500	10.0	93	2
Joseph	43	344	8.0	35t	2
M.Johnson	21	204	9.7	22	2
Bailey	20	311	15.6	61	1
Hebron	18	137	7.6	29	0
Bavaro	17	215	12.6	27t	3
Garner	8	74	9.3	28	0
Alexander	2	1	0.5	1	0
Sydner	1	10	10.0	10	0
Eagles	316	3736	11.8	93	18
Opponents	251	3359	13.4	85t	20

INTs	No.	Yds	Avg	Lg	TD
G.Jackson	6	86	14.3	55t	1
Zordich	4	39	9.8	18t	1
Allen	3	61	20.3	33	0
Romanowski	2	8	4.0	8	0
McMillian	2	2	1.0	5	0
W.Thomas	1	7	7.0	7	0
Evans	1	6	6.0	6	0
Hager	1	0	0.0	0	0
Harmon	1	0	0.0	0	0
Eagles	21	209	10.0	55t	2
Opponents	14	206	14.7	94t	1

Sacks: Fuller 9.5, Harmon 9.0, W.Thomas 6.0, Grossman 5.5, Flores 3.0, Romanowski 2.5, Townsend 2.0, Hager 1.0, Jeter 1.0, Smith 1.0, Zordich 1.0, Evans 0.5, **Eagles 42.0, Opponents 48.0**

Punting	No.	Yds	Avg	Net	TB	Lg	B
Barker	66	2696	40.8	36.3	7	67	0
Berger	25	951	38.0	31.3	2	57	0
Cunningham	1	80	80.0	80.0	0	80	0
Eagles	92	3727	40.5	35.4	9	80	0
Opponents	90	3570	39.7	32.8	12	60	0

Punt Returns	Ret	FC	Yds	Avg	Lg	TD
Sydner	40	17	381	9.5	49	0
O'Neal	1	0	0	0.0	0	0
Bailey	0	1	0	-	-	0
Eagles	41	18	381	9.3	49	0
Opponents	47	17	286	6.1	68t	1

Kickoff Returns	No.	Yds	Avg	Lg	TD
Walker	21	581	27.7	94t	1
Hebron	21	443	21.1	33	0
Sydner	20	392	19.6	34	0
O.Smith	1	14	14.0	14	0
Joseph	1	11	11.0	11	0
M.Johnson	1	0	0.0	0	0
O'Neal	1	0	0.0	0	0
Zordich	1	0	0.0	0	0
Eagles	67	1441	21.5	94t	1
Opponents	64	1425	22.3	68	0

Field Goals	1-19	20-29	30-39	40-49	50+
Murray	1/1	8/8	10/10	2/6	0/0
Eagles	1/1	8/8	10/10	2/6	0/0
Opponents	3/3	9/9	5/5	5/5	3/4

Murray: (21G,39G,36G) (41G,29G,33G) (26G,26G) (36G) () () () (49N,42N,30G) (42N,36G) () (26G,30G) () (22G,19G) (21G) (32G,42G,44N) (36G,23G,35G)
 Opponents: () () () (47G) (37G) (21G,24G) (54G,23G,40G) (52N) (35G,41G,22G,36G) (24G,24G,24G,39G) (50G,40G) (19G) () (47G,19G,18G) (28G,36G,22G,54G)

1992 EAGLES STATISTICS



SCHEDULE & RESULTS (11-5)

S-06	W	15-13	New Orleans	65,513
S-13	W	31-14	at Phoenix	42,533
S-20	W	30-0	Denver	65,833
O-05	W	31-7	Dallas	66,572
O-11	L	17-24	at Kansas City	76,626
O-18	L	12-16	at Washington	56,380
O-25	W	7-3	Phoenix	64,676
N-01	L	10-20	at Dallas	65,012
N-08	W	31-10	L.A. Raiders	65,388
N-15	L	24-27	at Green Bay (Mil)	52,689
N-22	W	47-34	at NY Giants	68,153
N-29	L	14-20	at San Francisco	64,374
D-06	W	28-17	Minnesota	65,280
D-13	W	20-17	at Seattle (OT)	47,492
D-20	W	17-13	Washington	65,841
D-27	W	20-10	NY Giants	64,266
NFC WILD CARD				
J-03	W	36-20	at New Orleans	68,893
NFC DIVISIONAL PLAYOFF				
J-10	L	10-34	at Dallas	63,721

TEAM STATS

	EAGLES	OPP
Total First Downs	292	242
Rushing	138	73
Passing	138	146
Penalty	16	23
3rd Down: Made/Att	80/208	74/222
3rd Down Pct.	38.5	33.3
4th Down: Made/Att	7/14	13/20
4th Down Pct.	50.0	65.0
Possession Avg.	31:47	28:13
Total Net Yards	4980	4402
Avg. Per Game	311.3	275.1
Total Plays	1009	959
Avg. Per Play	4.9	4.6
Net Yards Rushing	2388	1481
Avg. Per Game	149.3	92.6
Total Rushes	516	386
Net Yards Passing	2592	2921
Avg. Per Game	162.0	182.6
Sacked/Yards Lost	64/462	55/395
Gross Yards	3054	3316
Att./Completions	429/255	517/263
Completion Pct.	59.4	50.9
Had Intercepted	13	24
Punts/Average	82/42.2	85/41.5
Net Punting Avg.	36.9	34.3
Penalties/Yards	101/807	86/683
Fumbles/Ball Lost	25/15	27/13
Touchdowns	44	26
Rushing	19	4
Passing	20	20
Returns	5	2

Score By Periods

	Q1	Q2	Q3	Q4	OT	Pts
Eagles	45	109	89	108	3	354
Opponents	47	87	30	81	0	245

Passing	Att	Cmp	Yds	Cmp%	Y/A	TD	TD%	Int	Int%	Lg	Sk/Lost	Rat
Cunningham	384	233	2775	60.7	7.23	19	4.9	11	2.9	75t	60/437	87.3
McMahon	43	22	279	51.2	6.49	1	2.3	2	4.7	42t	4/25	60.1
Byars	1	0	0	0.0	0.0	0	0.0	0	0.0	--	0/0	39.6
Walker	1	0	0	0.0	0.0	0	0.0	0	0.0	--	0/0	39.6
Eagles	429	255	3054	59.4	7.12	20	4.7	13	3.0	75t	64/462	84.2
Opponents	517	263	3316	50.9	6.41	20	3.9	24	4.6	74t	56/395	64.8

Scoring	TD	Ru	Pa	Rt	PAT	FG	2Pt	Pts	INTs	No.	Yds	Avg	Lg	TD		
Ruzek	0	0	0	0	40-44	16-25	0	88	Joyner	4	88	22.0	43t	2		
Walker	10	8	2	0			0	60	Evans	4	76	19.0	43	0		
C.Williams	7	0	7	0			0	42	Allen	4	49	12.3	36	0		
Barnett	6	0	6	0			0	36	Booty	3	22	7.3	22	0		
Sherman	6	5	1	0			0	36	Hopkins	3	6	2.0	4	0		
Cunningham	5	5	0	0			0	30	W.Thomas	2	4	2.0	4	0		
Byars	3	1	2	0			0	18	Miano	1	39	39.0	39	0		
Beach	2	0	2	0			0	12	Waters	1	23	23.0	23	0		
Joyner	2	0	0	2			0	12	McMillian	1	0	0.0	0	0		
Rose	1	0	0	1			0	6	O.Smith	1	0	0.0	0	0		
Sikahema	1	0	0	1			0	6	Eagles	24	307	12.8	49	2		
White	1	0	0	1			0	6	Opponents	13	77	5.9	30	0		
Team (s)	0	0	0	0			0	2	Sacks: Simmons 19.0, White 14.0, Harmon 7.5, Joyner 7.0, Pitts 4.0, Golic 2.0, W.Thomas 1.5, Eagles 55.0, Opponents 64.0							
Eagles	44	19	20	5	40-44	16-25	0	354	Punting	No.	Yds	Avg	Net	TB	Lg	B
Opponents	26	4	20	2	26-26	21-32	0	245	Feagles	82	3459	42.2	36.9	7	68	0

Rushing	No.	Yds	Avg	Lg	TD
Walker	267	1070	4.0	38	8
Sherman	112	583	5.2	34	5
Cunningham	87	549	6.3	30	5
Byars	41	176	4.3	23	1
McMahon	6	23	3.8	11	0
Sikahema	2	2	1.0	1	0
Barnett	1	-15	-15.0	-15	0
Eagles	516	2388	4.6	38	19
Opponents	386	1481	3.8	51	4

Receiving	No.	Yds	Avg	Lg	TD
Barnett	67	1083	16.2	71t	6
Byars	56	503	9.0	46	2
C.Williams	42	598	14.2	49t	7
Walker	38	278	7.3	41	2
Sherman	18	219	12.2	75t	1
Sikahema	13	142	10.9	22	0
Green	8	105	13.1	21	0
Beach	8	75	9.4	16	2
F.Dixon	3	36	12.0	19	0
M.Johnson	2	16	8.0	13	0
Eagles	255	3054	12.0	75t	20
Opponents	263	3316	12.6	74t	20

INTs	No.	Yds	Avg	Lg	TD
Joyner	4	88	22.0	43t	2
Evans	4	76	19.0	43	0
Allen	4	49	12.3	36	0
Booty	3	22	7.3	22	0
Hopkins	3	6	2.0	4	0
W.Thomas	2	4	2.0	4	0
Miano	1	39	39.0	39	0
Waters	1	23	23.0	23	0
McMillian	1	0	0.0	0	0
O.Smith	1	0	0.0	0	0
Eagles	24	307	12.8	49	2
Opponents	13	77	5.9	30	0

Punting	No.	Yds	Avg	Net	TB	Lg	B
Feagles	82	3459	42.2	36.9	7	68	0
Eagles	82	3459	42.2	36.9	7	68	0
Opponents	85	3531	41.5	34.3	3	66	1

Punt Returns	Ret	FC	Yds	Avg	Lg	TD
Sikahema	40	10	503	12.6	87t	1
Sydner	7	5	52	7.4	17	0
Eagles	47	15	555	11.8	87t	1
Opponents	36	20	295	8.2	47	0

Kickoff Returns	No.	Yds	Avg	Lg	TD
Sikahema	26	528	20.3	41	0
Sydner	17	368	21.6	45	0
Walker	3	69	23.0	34	0
Booty	1	11	11.0	11	0
Brooks	1	11	11.0	11	0
Eagles	48	987	20.6	45	0
Opponents	53	1027	19.4	92t	1

Field Goals	1-19	20-29	30-39	40-49	50+
Ruzek	2/2	3/3	4/6	6/13	1/1
Eagles	2/2	3/3	4/6	6/13	1/1
Opponents	1/1	8/10	8/11	4/10	0/0

Ruzek: (18G) (33G) (50G,27G,35G) (40G) (49G,39N,43B) (39G) (46N,42N) (18G) (24G) (34G) () (40N) (42G,34B,44G) (45N,47N,23G) (40B,45G,46G)
Opponents: (39G,31G,41N) (48N) (49N,33N) (48N) (20G) (32N,18G,21G,28G) (24N,34G) (42N,38N,35G,48G) (22G) (31G,41G) (35G,44G) (22G,28N,28G) (42N,32G) (39G) (29G,41G) (20G)

1991 EAGLES STATISTICS



SCHEDULE & RESULTS (10-6)					
S-01	W	20-3	at Green Bay	58,991	
S-08	L	10-26	Phoenix	63,818	
S-15	W	24-0	at Dallas	62,656	
S-22	W	23-14	Pittsburgh	65,511	
S-30	L	0-23	at Washington	55,198	
O-06	L	13-14	at Tampa Bay	41,219	
O-13	L	6-13	New Orleans	64,224	
O-27	L	7-23	San Francisco	65,796	
N-04	W	30-7	NY Giants	65,816	
N-10	W	32-30	at Cleveland	72,086	
N-17	W	17-10	Cincinnati	63,189	
N-24	W	34-14	at Phoenix	37,307	
D-02	W	13-6	at Houston	62,141	
D-08	W	19-14	at NY Giants	76,099	
D-15	L	13-25	Dallas	65,854	
D-22	W	24-22	Washington	58,988	

TEAM STATS	EAGLES	OPP
Total First Downs	249	206
Rushing	86	53
Passing	142	133
Penalty	21	20
3rd Down: Made/Att	73/223	62/208
3rd Down Pct.	32.7	29.8
4th Down: Made/Att	8/13	2/13
4th Down Pct.	61.5	15.4
Possession Avg.	33:25	26:35
Total Net Yards	4302	3549
Avg. Per Game	268.9	221.8
Total Plays	1004	905
Avg. Per Play	4.3	3.9
Net Yards Rushing	1396	1136
Avg. Per Game	87.3	71.0
Total Rushes	446	383
Net Yards Passing	2906	2413
Avg. Per Game	181.6	150.8
Sacked/Yards Lost	45/263	55/394
Gross Yards	3169	2807
Att./Completions	513/285	467/206
Completion Pct.	55.6	44.1
Had Intercepted	27	26
Punts/Average	88/41.4	86/42.7
Net Punting Avg.	34.0	37.4
Penalties/Yards	111/839	105/881
Fumbles/Ball Lost	34/16	43/22
Touchdowns	29	24
Rushing	8	4
Passing	17	16
Returns	4	4

Score By Periods	Q1	Q2	Q3	Q4	OT	Pts
Eagles	41	109	53	82	0	285
Opponents	72	71	38	63	0	244

Passing	Att	Cmp	Yds	Cmp%	Y/A	TD	TD%	Int	Int%	Lg	Sk/Lost	Rat
McMahon	311	187	2239	60.1	7.20	12	3.9	11	3.5	75t	21/128	80.3
Kemp	114	57	546	50.0	4.79	5	4.4	5	4.4	57	12/61	60.1
Goebel	56	30	267	53.6	4.77	0	0.0	6	10.7	26	6/37	27.0
Ryan	26	10	98	38.5	3.77	0	0.0	4	15.4	32	4/21	10.3
Cunningham	4	1	19	25.0	4.8	0	0.0	0	0.0	19	2/16	46.9
Byars	2	0	0	0.0	0.0	0	0.0	1	50.0	--	0/0	0.0
Eagles	513	285	3169	55.6	6.18	17	3.3	27	5.3	75t	45/263	63.2
Opponents	467	206	2807	44.1	6.01	16	3.4	26	5.6	75	55/394	52.1

Scoring	TD	Ru	Pa	Rt	PAT	FG	2Pt	Pts
Ruzek	0	0	0	0	27-29	28-33	0	111
Kei.Jackson	5	0	5	0			0	30
Barnett	4	0	4	0			0	24
Byars	4	1	3	0			0	24
Joseph	3	3	0	0			0	18
Williams	3	0	3	0			0	18
Drummond	2	2	0	0			0	12
M.Johnson	2	0	2	0			0	12
Joyner	2	0	0	2			0	12
McMahan	1	1	0	0			0	6
Senders	1	1	0	0			0	6
Simmons	1	0	0	1			0	6
O.Smith	1	0	0	1			0	6
Eagles	29	8	17	4	27-29	28-33	0	285
Opponents	24	4	16	4	23-24	25-33	0	244

Rushing	No.	Yds	Avg	Lg	TD
Joseph	135	440	3.3	24	3
Byars	94	383	4.1	28	1
Sherman	106	279	2.6	12	0
Kemp	16	73	4.6	18	0
Sanders	54	122	2.3	16	1
McMahon	22	55	2.5	12	1
Drummond	12	27	2.3	7	2
Ken.Jackson	1	18	18.0	18	0
Goebel	1	2	2.0	2	0
Barnett	1	0	0.0	0	0
Feagles	3	-1	-0.3	11	0
Ryan	1	-2	-2.0	-2	0
Eagles	446	1396	3.1	28	8
Opponents	383	1136	3.0	34	4

Receiving	No.	Yds	Avg	Lg	TD
Barnett	62	948	15.3	75t	4
Byars	62	564	9.1	37	3
Kei.Jackson	48	569	11.9	73t	5
Williams	33	326	9.9	30	3
Green	29	364	12.6	42	0
Sherman	14	59	4.2	11	0
Joseph	10	64	6.4	13	0
Sanders	8	62	7.8	14	0
Shuler	6	91	15.2	21	0
M.Johnson	6	70	11.7	31t	2
Ken.Jackson	4	29	7.3	9	0
Harris	2	28	14.0	22	0
McMahan	1	-5	-5.0	-5	0
Eagles	285	3169	11.1	75t	17
Opponents	206	2807	13.6	75	16

INTs	No.	Yds	Avg	Lg	TD
Hopkins	5	26	5.2	14	0
Allen	5	20	4.0	8	0
Joyner	3	41	13.7	41	0
Miano	3	30	10.0	18	0
O.Smith	2	74	37.0	74t	1
Evans	2	46	23.0	31	0
B.Smith	2	6	3.0	6	0
Booty	1	24	24.0	24	0
Golic	1	13	13.0	13	0
Waters	1	0	0.0	0	0
White	1	0	0.0	0	0
Eagles	26	280	10.8	74t	1
Opponents	27	432	16.0	59	2

Sacks: White 15.0, Simmons 13.0, Brown 9.0, Joyner 6.5, Golic 2.5, Hopkins 2.0, Pitts 2.0, W.Thomas 2.0, Booty 1.0, Jenkins 1.0, **Eagles 55.0, Opponents 45.0**

Punting	No.	Yds	Avg	Net	TB	Lg	B
Feagles	87	3640	41.8	34.0	11	77	1
Eagles	88	3640	41.4	34.0	11	77	1
Opponents	86	3670	42.7	37.4	2	65	1

Punt Returns	Ret	FC	Yds	Avg	Lg	TD
Harris	53	9	416	7.8	40	0
Eagles	53	9	416	7.8	40	0
Opponents	42	11	431	10.3	85t	1

Kickoff Returns	No.	Yds	Avg	Lg	TD
Harris	28	473	16.9	33	0
Sanders	10	160	16.0	31	0
Green	5	70	14.0	21	0
Sherman	4	61	15.3	20	0
Eagles	47	764	16.3	33	0
Opponents	60	1146	19.1	51	0

Field Goals	1-19	20-29	30-39	40-49	50+
Ruzek	2/2	8/8	9/10	8/10	1/3
Eagles	2/2	8/8	9/10	8/10	1/3
Opponents	0/0	7/7	8/10	6/11	4/5

Ruzek: (37G,40G) (47G,47N) (42G,55N) (27G,34G,20G) () (18G,45G) (48G,41G) (37N) (38G,36G,25G) (21G,37G,24G,19G) (42N,37G) () (23G,29G) (46G,21G,51G,36G) (37G,51N,47G) (38G) **Opponents:** (21G) (52G,28G,22G,42G) () () (37G,35G,45N,27G) (32N) (36G,43N,26G) (45G,25G,50G) () (50G) (38G) (43N) (42G,47G) (44N,32N) (50G,55N,32G,37G) (21G,47G,47G,38G,49N,35G)

1990 EAGLES STATISTICS



SCHEDULE & RESULTS (10-6)

S-09	L	20-27	at NY Giants	76,202
S-16	L	21-23	Phoenix	64,396
S-23	W	27-21	at LA Rams	63,644
S-30	L	23-24	Indianapolis	62,067
O-15	W	32-24	Minnesota	66,296
O-21	L	7-13	at Washington	53,567
O-28	W	21-20	at Dallas	62,605
N-04	W	48-20	New England	65,514
N-12	W	28-14	Washington	65,857
N-18	W	24-23	at Atlanta	53,755
N-25	W	31-13	NY Giants	66,706
D-02	L	23-30	at Buffalo	79,320
D-09	L	20-23	at Miami (OT)	67,034
D-16	W	31-0	Green Bay	65,627
D-23	W	17-3	Dallas	63,895
D-29	W	23-21	at Phoenix	31,796
NFC WILD CARD				
J-05	L	6-20	Washington	65,287

TEAM STATS

	EAGLES	OPP
Total First Downs	325	251
Rushing	132	59
Passing	170	169
Penalty	23	23
3rd Down: Made/Att	90/218	68/217
3rd Down Pct.	41.3	31.3
4th Down: Made/Att	9/12	8/18
4th Down Pct.	75.0	44.4
Possession Avg.	33:19	26:41
Total Net Yards	5700	4660
Avg. Per Game	356.3	291.3
Total Plays	1069	948
Avg. Per Play	5.3	4.9
Net Yards Rushing	2556	1169
Avg. Per Game	159.8	73.1
Total Rushes	540	337
Net Yards Passing	3144	3491
Avg. Per Game	196.5	218.2
Sacked/Yards Lost	50/438	45/280
Gross Yards	3582	3771
Att./Completions	479/281	566/273
Completion Pct.	58.7	48.2
Had Intercepted	13	19
Punts/Average	74/40.9	86/40.3
Net Punting Avg.	35.5	34.4
Penalties/Yards	120/981	94/706
Fumbles/Ball Lost	32/15	32/11
Touchdowns	48	33
Rushing	10	9
Passing	34	23
Returns	4	1

Score By Periods

	Q1	Q2	Q3	Q4	OT	Pts
Eagles	84	104	67	141	0	396
Opponents	71	81	40	104	3	299

Passing	Att	Cmp	Yds	Cmp%	Y/A	TD	TD%	Int	Int%	Lg	Sk/Lost	Rat
Cunningham	465	271	3466	58.3	7.45	30	6.5	13	2.8	95t	49/431	91.6
McMahon	9	6	63	66.7	7.00	0	0.0	0	0.0	21	1/7	86.8
Byars	4	4	53	100.0	13.25	4	100.0	0	0.0	18t	0/0	158.3
Feagles	1	0	0	0.0	0.00	0	0.0	0	0.0	0	0/0	39.6
Eagles	479	281	3582	58.7	7.48	34	7.1	13	2.7	95t	50/438	94.5
Opponents	566	273	3771	48.2	6.66	23	4.1	19	3.4	78t	45/280	69.6

Scoring	TD	Ru	Pa	Rt	PAT	FG	2Pt	Pts	INTs	No.	Yds	Avg	Lg	TD
Ruzek	0	0	0	0	45-48	21-29	0	108	Hopkins	5	45	9.0	21	0
C.Williams	9	0	9	0			0	54	Frizzell	3	91	30.3	37	1
Barnett	8	0	8	0			0	48	Allen	3	37	12.3	35t	1
Kei.Jackson	6	0	6	0			0	36	B.Smith	3	1	0.3	1	0
Cunningham	5	5	0	0			0	30	Evans	1	48	48.0	48	0
Sherman	4	1	3	0			0	24	White	1	33	33.0	33	0
Toney	4	1	3	0			0	24	Golic	1	12	12.0	12	0
Byars	3	0	3	0			0	18	Joyner	1	9	9.0	9	0
Allen	1	0	0	1			0	6	Hoage	1	0	0.0	0	0
Drummond	1	1	0	0			0	6	Eagles	19	271	14.3	42	3
Evans	1	0	0	1			0	6	Opponents	13	88	6.8	38	0
Frizzell	1	0	0	1			0	6						
Hargrove	1	0	1	0			0	6						
Quick	1	0	1	0			0	6						
Sanders	1	1	0	0			0	6						
Simmons	1	0	0	1			0	6						
Vick	1	1	0	0			0	6						
Eagles	48	10	34	4	45-48	21-29	0	396						
Opponents	33	9	23	1	32-33	23-32	0	299						

Sacks: White 14.0, Simmons 8.0, Joyner 7.5, Small 3.5, Pitts 3.0, Hopkins 2.0, Golic 2.0, J.Brown 1.0, Chapura 1.0, Evans 1.0, Frizzell 1.0, Hoage 1.0
Eagles 45.0, Opponents 50.0

Punting	No.	Yds	Avg	Net	TB	Lg	B
Feagles	72	3026	42.0	35.5	3	60	2
Eagles	74	3026	40.9	35.5	3	60	2
Opponents	86	3470	40.3	34.4	10	59	0

Rushing	No.	Yds	Avg	Lg	TD
Cunningham	118	942	8.0	52t	5
Sherman	164	685	4.2	36	1
Toney	132	452	3.4	20	1
Sanders	56	208	3.7	39	1
Byars	37	141	3.8	23	0
Vick	16	58	3.6	17	1
Drummond	8	33	4.1	9	1
C.Williams	2	20	10.0	18	0
Barnett	2	13	6.5	12	0
Feagles	2	3	1.5	3	0
McMahon	3	1	0.3	3	0
Eagles	540	2556	4.7	52t	10
Opponents	337	1169	3.5	51	9

Punt Returns	Ret	FC	Yds	Avg	Lg	TD
R.Harris	16	2	151	9.4	30	0
Hargrove	12	2	83	6.9	13	0
Edwards	8	7	60	7.5	13	0
Bellamy	2	0	22	11.0	22	0
C.Williams	2	0	-1	-0.5	0	0
Eagles	40	11	315	7.9	30	0
Opponents	37	19	338	9.1	68t	1

Kickoff Returns	No.	Yds	Avg	Lg	TD
Hargrove	19	341	17.9	30	0
Sanders	15	299	19.9	37	0
Ken.Jackson	6	125	20.8	30	0
Barnett	4	65	16.3	22	0
R.Harris	1	44	44.0	44	0
Edwards	3	36	12.0	14	0
Vick	2	22	11.0	13	0
Bellamy	1	17	17.0	17	0
Jenkins	1	14	14.0	14	0
Allen	1	2	2.0	2	0
Hager	1	0	0.0	0	0
Eagles	54	965	17.9	44	0
Opponents	74	1408	19.0	40	0

Field Goals	1-19	20-29	30-39	40-49	50+
Ruzek	2/2	5/7	9/12	4/7	1/1
Eagles	2/2	5/7	9/12	4/7	1/1
Opponents	0/0	4/4	7/8	10/15	2/5

Ruzek: (37G,29G) () (43G,36N,18G) (22G,49N,44G,31G) (38G,30G,29G,19G) (28N,40N) () (27G,34G) () (46G) (39G) (32G) (39N,53G,33G) (22N,34G,37N) (47N,29G) (44G)
Opponents: (38G,46G) (25G,50G,42G) (48N) (41G) (33G) (51N,48N,41N,50N,33G,39G) (43G,43G,51N) (39G,49N,44G) () (53G,46G,28G) () (43G,21G,45G,36N) (24G,34G,39G) (47N) (46G) ()

1989 EAGLES STATISTICS



SCHEDULE & RESULTS (11-5)				
S-10	W	31-7	Seattle	64,287
S-17	W	42-37	at Washington	53,493
S-24	L	28-38	San Francisco	66,042
O-02	L	13-27	at Chicago	66,625
O-08	W	21-19	NY Giants	65,688
O-15	W	17-5	at Phoenix	42,620
O-22	W	10-7	LA Raiders	64,019
O-29	W	28-24	at Denver	75,065
N-05	L	17-20	at San Diego	47,019
N-12	L	3-10	Washington	65,443
N-19	W	10-9	Minnesota	65,944
N-23	W	27-0	at Dallas	54,444
D-03	W	24-17	at NY Giants	74,809
D-10	W	20-10	Dallas	59,842
D-18	L	20-30	at New Orleans	59,218
D-24	W	31-14	Phoenix	43,287
NFC WILD CARD				
D-31	L	7-21	LA Rams	57,869

TEAM STATS	EAGLES	OPP
Total First Downs	321	281
Rushing	120	81
Passing	171	171
Penalty	30	29
3rd Down: Made/Att	97/246	79/217
3rd Down Pct.	39.4	36.4
4th Down: Made/Att	6/13	5/15
4th Down Pct.	46.2	33.3
Possession Avg.	30:43	29:17
Total Net Yards	5320	4894
Avg. Per Game	332.5	305.9
Total Plays	1123	1017
Avg. Per Play	4.7	4.8
Net Yards Rushing	2208	1605
Avg. Per Game	138.0	100.3
Total Rushes	540	426
Net Yards Passing	3112	3289
Avg. Per Game	194.5	205.6
Sacked/Yards Lost	45/343	62/424
Gross Yards	3455	3713
Att./Completions	538/294	529/258
Completion Pct.	54.6	48.8
Had Intercepted	16	30
Punts/Average	87/39.0	85/42.0
Net Punting Avg.	35.3	35.5
Penalties/Yards	114/938	118/956
Fumbles/Ball Lost	43/16	44/26
Touchdowns	40	33
Rushing	14	6
Passing	23	26
Returns	3	1

Score By Periods	Q1	Q2	Q3	Q4	OT	Pts
Eagles	84	104	67	141	0	396
Opponents	71	81	40	104	3	299

Passing	Att	Cmp	Yds	Cmp%	Y/A	TD	TD%	Int	Int%	Lg	Sk/Lost	Rat
Cunningham	532	290	3400	54.5	6.39	21	3.9	15	2.8	66t	45/343	75.5
Cavanaugh	5	3	33	60.0	6.60	1	20.0	1	20.0	13t	0/0	79.6
Ruzek	1	1	22	100.0	22.00	1	100.0	0	0.0	22t	0/0	158.3
Eagles	538	294	3455	54.6	6.42	23	4.3	16	3.0	66t	45/343	76.2
Opponents	529	258	3713	48.8	7.02	26	4.9	30	5.7	80t	62/424	64.7

Scoring	TD	Ru	Pa	Rt	PAT	FG	2Pt	Pts	INTs	No.	Yds	Avg	Lg	TD
Carter	11	0	11	0				66	Allen	8	38	4.8	18	0
Zendejas	0	0	0	0	23/23	9/15	0	50	Everett	4	64	16.0	30t	1
Ruzek	0	0	0	0	14/14	8/11	0	38	Frizzell	4	58	14.5	27	0
Byars	5	5	0	0			0	30	Jenkins	4	58	14.5	22	0
Cunningham	4	4	0	0			0	24	Evans	3	23	7.7	15	0
Kei.Jackson	3	0	3	0			0	18	A.Harris	2	18	9.0	11	0
Toney	3	3	0	0			0	18	Simmons	1	60	60.0	60t	1
DeLine	0	0	0	0	3/3	3/7	0	12	Golic	1	28	28.0	28	0
Garrity	2	0	2	0			0	12	Waters	1	20	20.0	20	0
Giles	2	0	2	0			0	12	Bell	1	18	18.0	18	0
Quick	2	0	2	0			0	12	Joyner	1	0	0.0	0	0
Sherman	2	2	0	0			0	12	Eagles	30	375	12.5	60t	2
Drummond	1	0	1	0			0	6	Opponents	16	147	9.2	37	0
Everett	1	1	0	0			0	6						
R.Johnson	1	0	1	0			0	6						
Little	1	0	1	0			0	6						
Simmons	1	0	0	1			0	6						
Waters	1	0	0	1			0	6						
A.Harris (s)	0	0	0	0			0	2						
Eagles	40	14	23	3	40/40	20/33	0	342						
Opponents	33	6	26	1	30/33	14/26	0	274						

Sacks: Simmons 15.5, White 11.0, Brown 10.5, Pitts 7.0, Joyner 5.0, Hopkins 3.5, Golic 3.0, A.Harris 2.0, Evans 2.0, Frizzell 1.5, Waters 1.0, **Eagles 62.0, Opponents 45.0**

Rushing	No.	Yds	Avg	Lg	TD	Punting	No.	Yds	Avg	Net	TB	Lg	B
Cunningham	104	621	6.0	51	4	Teltschik	57	2246	39.4	35.3	3	58	0
Toney	172	582	3.4	44	3	Runager	17	568	33.4	30.5	1	52	0
Byars	133	452	3.4	16t	5	Tuten	7	256	36.6	33.6	1	45	0
Higgs	49	184	3.8	13	0	Cunningham	6	319	53.2	51.7	0	91	0
Sherman	40	177	4.4	37	2	Eagles	87	3389	39.0	35.3	5	91	0
Drummond	32	127	4.0	16	0	Opponents	85	3571	42.0	35.5	11	71	1
Reichenbach	1	30	30.0	30	0								
Teltschik	1	23	23.0	23	0								
Carter	2	16	8.0	11	0								
Runager	2	5	2.5	5	0								
R.Johnson	1	3	3.0	3	0								
Cavanaugh	2	-3	-1.5	0	0								
Carson I	1	-9	-9.0	-9	0								
Eagles	540	2208	4.1	51	14								
Opponents	426	1605	3.8	58	6								

Punt Returns	Ret	FC	Yds	Avg	Lg	TD
H.Williams	30	7	267	8.9	24	0
Edwards	7	5	64	9.1	28	0
Eagles	37	12	331	8.9	28	0
Opponents	37	21	215	5.8	16	0

Kickoff Returns	No.	Yds	Avg	Lg	TD
Higgs	16	293	18.3	30	0
H.Williams	14	249	17.8	28	0
Sherman	13	222	17.1	45	0
Edwards	3	23	7.7	11	0
Little	2	14	7.0	12	0
Byars	1	27	27.0	27	0
Eagles	49	828	16.9	45	0
Opponents	60	1307	21.8	93t	1

Field Goals	1-19	20-29	30-39	40-49	50+
Zendejas	1/1	2/2	3/5	3/7	0/0
Ruzek	1/1	2/3	4/6	1/1	0/0
DeLine	0/0	0/0	1/2	2/5	0/0
Eagles	2/2	4/5	8/13	6/13	0/0
Opponents	1/1	4/5	3/8	6/11	0/1

Ruzek: Dallas Weeks 1-9 - (0) (0) (19G,53N,33G) (46N) (43N,48N) (0) (31N,37G) (35N,20G,43G) ... Phila. Weeks 12-16 - (36G,38G) (35G) (30N,29G,46G) (21G,19G,20N) (34N,39G)

Zendejas: Weeks 1-8 - (23G,33N) (33N) (35G,35G,44G,20G) (47G,45N,19G) (0) (40N,42G) (41N,34G) (41N)

DeLine: Weeks 9-11...(48N,43G) (49G) (34G,45N,32N,46N)

Opponents: (0) (25G) (32G) (0) (25G,41G,39N,45G,24G) (41G) (28N,42N) (18G) (33N,23G,49G) (34G,35N) (37N,49G) (45N) (47N,38G) (42N,47G) (55N) (39N,45N)

1988 EAGLES STATISTICS



SCHEDULE & RESULTS (10-6)

S-04	W	41-14	at Tampa Bay	43,502
S-11	L	24-28	Cincinnati	43,502
S-18	L	10-17	at Washington	53,920
S-25	L	21-23	at Minnesota	56,012
O-02	W	32-23	Houston	64,692
O-10	W	24-13	NY Giants	63,736
O-16	L	3-19	at Cleveland	78,787
O-23	W	24-23	Dallas	66,309
O-30	L	24-27	Atlanta	60,091
N-06	W	30-24	LA Rams	65,624
N-13	W	27-26	at Pittsburgh	46,026
N-20	W	23-17	at NY Giants (OT)	43,621
N-27	W	31-21	Phoenix	57,918
D-04	L	19-20	Washington	65,947
D-10	W	23-17	at Phoenix	54,832
D-18	W	23-7	at Dallas	46,131
NFC DIVISIONAL PLAYOFF				
D-31	L	12-20	at Chicago	65,534

TEAM STATS

	EAGLES	OPP				
Total First Downs	318	311				
Rushing	105	85				
Passing	179	199				
Penalty	34	27				
3rd Down: Made/Att	92/246	75/225				
3rd Down Pct.	37.4	33.3				
4th Down: Made/Att	8/12	10/19				
4th Down Pct.	66.7	52.6				
Possession Avg.	na	na				
Total Net Yards	5430	5799				
Avg. Per Game	339.4	362.4				
Total Plays	1102	1086				
Avg. Per Play	4.9	5.3				
Net Yards Rushing	1945	1652				
Avg. Per Game	121.6	103.3				
Total Rushes	464	466				
Net Yards Passing	3485	4147				
Avg. Per Game	217.8	259.2				
Sacked/Yards Lost	57/442	42/296				
Gross Yards	3927	4443				
Att./Completions	581/309	578/309				
Completion Pct.	53.2	53.5				
Had Intercepted	17	32				
Punts/Average	104/39.7	85/37.8				
Net Punting Avg.	34.3	32.4				
Penalties/Yards	115/907	115/897				
Fumbles/Ball Lost	29/9	28/12				
Touchdowns	44	37				
Rushing	17	11				
Passing	25	23				
Returns	2	3				
Score By Periods						
	Q1	Q2	Q3	Q4	OT	Pts
Eagles	76	131	65	101	6	379
Opponents	111	47	73	88	0	319

Passing	Att	Cmp	Yds	Cmp%	Y/A	TD	TD%	Int	Int%	Lg	Sk/Lost	Rat
Cunningham	560	301	3808	53.8	6.80	24	4.3	16	2.9	80t	57/442	77.6
Cavanaugh	16	7	101	43.8	6.31	1	6.3	1	6.3	42	0/0	59.6
Teltschik	3	1	18	33.3	6.00	0	0.0	0	0.0	18	0/0	54.9
Byars	2	0	0	0.0	0.00	0	0.0	0	0.0	--	0/0	39.6
Eagles	581	309	3927	53.2	6.76	25	4.3	17	2.9	80t	57/442	76.7
Opponents	578	309	4443	53.5	7.69	23	4.0	32	5.5	93t	42/296	68.9

Scoring	TD	Ru	Pa	Rt	PAT	FG	2Pt	Pts	INTs	No.	Yds	Avg	Lg	TD
Zendejas	0	0	0	0	30/31	19/24	0	87	Hoage	8	116	14.5	38	0
Byars	10	6	4	0			0	60	Allen	5	76	15.2	21	0
Carter	7	0	6	1			0	42	Hopkins	5	21	4.2	11	0
Cunningham	6	6	0	0			0	36	Joyner	4	96	24.0	30	0
Kei.Jackson	6	0	6	0			0	36	Frizzell	3	19	6.3	13	0
Toney	5	4	1	0			0	30	Waters	3	19	6.3	14	0
Quick	4	0	4	0			0	24	Young	2	5	2.5	5	0
Dorsey	0	0	0	0	9/9	4/7	0	21	Everett	1	0	0.0	0	0
Johnson	2	0	2	0			0	12	Brown	1	-5	-5.0	-5	0
Simmons (s)	1	0	0	1			0	8	Bell	0	24	--	24	0
Garrity	1	0	1	0			0	6	Eagles	32	371	11.6	38	0
Giles	1	0	1	0			0	6	Opponents	17	98	5.8	29	0
Hoage	1	1	0	0			0	6	Sacks: White 18.0, Simmons 8.0, Brown 5.0, Joyner 3.5, Hoage 2.0, Pitts 1.5, Bartlett 1.0, Golic 1.0, Reichenbach 1.0, Bell 0.5, Waters 0.5, Eagles 42.0, Opponents 57.0					
Dawson	0	0	0	0	3/3	0/1	0	3						
Jenkins (s)	0	0	0	0			0	2						
Eagles	44	17	25	2	42/43	23/32	0	379						
Opponents	37	11	23	3	35/37	20/29	0	319						

Rushing	No.	Yds	Avg	Lg	TD
Cunningham	93	624	6.7	33t	6
Byars	152	517	3.4	52	6
Toney	139	502	3.6	20	4
Haddix	57	185	3.2	15	0
Hoage	1	38	38.0	38t	1
Teltschik	2	36	18.0	23	0
Tautalatasi	14	28	2.0	9	0
Abercrombie	5	14	2.8	5	0
Carter	1	1	1.0	1	0
Eagles	464	1945	4.2	52	17
Opponents	466	1652	3.5	65	11

Receiving	No.	Yds	Avg	Lg	TD
Keith Jackson	81	869	10.7	41	6
Byars	72	705	9.8	37t	4
Carter	39	761	19.5	80t	6
Toney	34	256	7.5	24	1
Quick	22	508	23.1	55t	4
R.Johnson	19	417	21.9	54	2
Garrity	17	208	12.2	20	1
Haddix	12	82	6.8	14	0
Giles	6	57	9.5	17	1
Tautalatasi	5	48	9.6	21	0
Konecny	1	18	18.0	18	0
Abercrombie	1	-2	-2.0	-2	0
Eagles	309	3927	12.7	80t	25
Opponents	309	4443	14.4	93t	23

Punting	No.	Yds	Avg	Net	TB	Lg	B
Teltschik	98	3958	40.4	33.9	8	70	3
Cunningham	3	167	55.7	49.7	0	58	0
Eagles	104	4125	39.7	34.3	8	70	3
Opponents	85	3209	37.8	32.4	11	56	3

Punt Returns	Ret	FC	Yds	Avg	Lg	TD
Konecny	33	25	233	7.1	24	0
Eagles	33	25	233	7.1	24	0
Opponents	47	27	393	8.4	68	0

Kickoff Returns	No.	Yds	Avg	Lg	TD
Beals	34	625	18.4	32	0
Konecny	17	276	16.2	25	0
Abercrombie	5	87	17.4	31	0
Byars	2	20	10.0	14	0
Jenkins	1	20	20.0	20	0
Bartlett	0	0	0.0	0	0
Eagles	59	1028	17.4	32	0
Opponents	63	1266	20.1	73	0

Field Goals	1-19	20-29	30-39	40-49	50+
Zendejas	2/2	6/6	7/9	3/4	1/3
Dorsey	0/0	3/3	1/2	0/2	0/0
Dawson	0/0	0/1	0/0	0/0	0/0
Eagles	2/2	9/10	8/11	3/6	1/3
Opponents	0/0	9/12	6/7	4/8	1/2

1987 EAGLES STATISTICS



SCHEDULE & RESULTS (7-8)

Week	Result	Opponent	Score
S-13	L	at Washington	52,188
S-20	W	New Orleans	57,485
O-04	L	Chicago	4,074
O-11	L	at Dallas	40,622
O-18	L	at Green Bay (OT)	35,842
O-25	W	Dallas	61,630
N-01	W	at St. Louis	24,586
N-08	W	Washington	63,609
N-15	L	NY Giants	66,172
N-22	L	St. Louis	55,592
N-29	W	at New England (OT)	54,198
D-06	L	at NY Giants (OT)	65,874
D-13	L	Miami	63,841
D-20	W	at NY Jets	30,572
D-27	W	Buffalo	57,547

Note: Game of Sept. 27 at San Francisco cancelled due to the NFL players' strike ... Games of Oct. 4 - Oct. 18 were "replacement games" played with replacement players during strike

TEAM STATS

	EAGLES	OPP
Total First Downs	289	301
Rushing	112	85
Passing	154	186
Penalty	23	30
3rd Down: Made/Att	75/241	69/216
3rd Down Pct.	31.1	31.9
4th Down: Made/Att	8/19	7/17
4th Down Pct.	42.1	41.2
Possession Avg.	na	na
Total Net Yards	5077	5249
Avg. Per Game	338.5	349.9
Total Plays	1101	1046
Avg. Per Play	4.6	5.0
Net Yards Rushing	2027	1643
Avg. Per Game	135.1	109.5
Total Rushes	509	428
Net Yards Passing	3050	3606
Avg. Per Game	203.3	240.4
Sacked/Yards Lost	72/511	57/452
Gross Yards	3561	4058
Att./Completions	520/283	561/305
Completion Pct.	54.4	54.4
Had Intercepted	16	21
Punts/Average	102/37.0	88/37.1
Net Punting Avg.	31.4	33.4
Penalties/Yards	116/919	105/830
Fumbles/Ball Lost	44/19	41/27
Touchdowns	40	47
Rushing	12	16
Passing	26	29
Returns	2	2
Score By Periods	Q1 Q2 Q3 Q4 OT Pts	
Eagles	46 118 86 84 3	337
Opponents	88 133 65 85 9	380

Passing	Att	Cmp	Yds	Cmp%	Y/A	TD	TD%	Int	Int%	Lg	Sk/Lost	Rat
Cunningham	406	223	2786	54.9	6.86	23	5.7	12	3.0	70t	54/380	83.0
Tinsley	86	48	637	55.8	7.41	3	3.5	4	4.7	62t	6/55	71.7
Merkens	14	7	70	50.0	5.00	0	0.0	0	0.0	17	10/62	64.6
Horn	11	5	68	45.5	6.18	0	0.0	0	0.0	23	1/7	65.7
Carter	1	0	0	0.0	0.0	0	0.0	0	0.0	--	0/0	39.6
Grant	1	0	0	0.0	0.0	0	0.0	0	0.0	--	0/0	39.6
Toney	1	0	0	0.0	0.0	0	0.0	0	0.0	--	0/0	39.6
Teltschik	0	0	0	---	---	0	---	0	---	--	1/7	---
Eagles	520	283	3561	54.4	6.85	26	5.0	16	3.1	70t	72/511	79.8
Opponents	561	305	4058	54.4	7.23	29	5.2	21	3.7	77t	57/452	79.2

Scoring	TD	Ru	Pa	Rt	PAT	FG	2Pt	Pts
McFadden	0	0	0	0	36/36	16/26	0	84
Quick	11	0	11	0	0	0	0	66
Toney	6	5	1	0	0	0	0	36
Byars	4	3	1	0	0	0	0	24
Cunningham	3	3	0	0	0	0	0	18
Jackson	3	0	3	0	0	0	0	18
Carter	2	0	2	0	0	0	0	12
Garrity	2	0	2	0	0	0	0	12
Spagnola	2	0	2	0	0	0	0	12
Jacobs	0	0	0	0	2/4	3/5	0	11
Bowman	1	0	1	0	0	0	0	6
Clemons	1	0	1	0	0	0	0	6
Giles	1	0	1	0	0	0	0	6
Joyner	1	0	0	1	0	0	0	6
Ross	1	1	0	0	0	0	0	6
Siano	1	0	1	0	0	0	0	6
White	1	0	0	1	0	0	0	6
Team (s)	0	0	0	0	0	0	0	2
Eagles	40	12	26	2	38/40	19/31	0	337
Opponents	47	16	29	2	44/46	18/29	0	380

Rushing	No.	Yds	Avg	Lg	TD
Cunningham	76	505	6.6	45	3
Toney	127	473	3.7	36	5
Byars	116	426	3.7	30	3
Haddix	59	165	2.8	11	0
R.Brown	39	136	3.5	23	0
Robinson	24	114	4.8	18	0
Tautalatasi	26	69	2.7	17	0
Ross	14	54	3.9	12	1
Teltschik	3	32	10.7	23	0
Jackson	6	27	4.5	10	0
Grant	1	20	20.0	20	0
Morse	6	14	2.3	7	0
Tinsley	4	2	0.5	2	0
Clemons	3	0	0.0	0	0
Horn	1	0	0.0	0	0
Cavanaugh	1	-2	-2.0	-2	0
Merkens	3	-8	-2.7	1	0
Eagles	509	2027	4.0	45	12
Opponents	428	1643	3.8	62t	16

Receiving	No.	Yds	Avg	Lg	TD
Quick	46	790	17.2	61t	11
Toney	39	341	8.7	33	1
Spagnola	36	350	9.7	22	2
Tautalatasi	25	176	7.0	22	0
Jackson	21	471	22.4	70t	3
Byars	21	177	8.4	30	1
Grant	16	280	17.5	41	0
Garrity	12	242	20.2	41	2
Siano	9	137	15.2	34	1
Bailey	8	69	8.6	19	0
R.Brown	8	53	6.6	14	0
Giles	7	95	13.6	40t	1
Haddix	7	58	8.3	23	0
Bowman	6	127	21.2	62t	1
Carter	5	84	16.8	25	2
Repko	5	46	9.2	12	0
Ross	5	41	8.2	17	0
Robinson	2	9	4.5	5	0
Clemons	1	13	13.0	13t	1
Little	1	8	8.0	8	0
Morse	1	8	8.0	8	0
Cunningham	1	-3	-3.0	-3	0
Singletary	1	-11	-11.0	-11	0
Eagles	283	3561	12.6	70t	26
Opponents	305	4058	13.3	77t	29

INTs	No.	Yds	Avg	Lg	TD
Foules	4	6	1.5	6	0
Waters	3	63	21.0	63	0
Joyner	2	42	21.0	29	0
Kullman	2	25	12.5	13	0
Brown	2	7	3.5	6	0
Hoage	2	3	1.5	3	0
Cooper	2	0	0.0	0	0
Young	1	30	30.0	30	0
Evans	1	12	12.0	12	0
C.Brown	1	9	9.0	9	0
West	1	0	0.0	0	0
Eagles	21	197	9.4	63	0
Opponents	16	68	4.3	25	0

Sacks: White 21.0, Simmons 6.0, J.Brown 4.0, Joyner 4.0, Smalls 2.5, Grooms 2.0, Phillips 2.0, Pitts 2.0, Clarke 1.5, Jiles 1.5, Battaglia 1.0, C.Brown 1.0, Cobb 1.0, Frizzell 1.0, Griffin 1.0, Hoage 1.0, Lee 1.0, Mitchell 1.0, Reichenbach 1.0, West 1.0, Auer 0.5, Eagles 57.0, Opponents 72.0

Punting	No.	Yds	Avg	Net	TB	Lg	B
Teltschik	82	3131	38.2	32.0	4	60	1
Jacobs	10	369	36.9	30.5	0	44	1
Royals	5	209	41.8	30.6	1	48	0
Merkens	2	61	30.5	20.3	0	38	1
Eagles	102	3770	37.0	31.4	5	60	3
Opponents	88	3262	37.1	33.4	6	65	0

Kickoff Returns	No.	Yds	Avg	Lg	TD
Morse	24	386	16.1	28	0
Carter	12	241	20.1	33	0
Bowman	7	153	21.9	32	0
Cooper	5	86	17.2	24	0
Reid	4	58	14.5	19	0
Tautalatasi	3	53	17.7	32	0
Lavette	2	37	18.5	19	0
Haddix	2	16	8.0	9	0
Turrall	1	21	21.0	21	0
R.Brown	1	20	20.0	20	0
C.Brown	1	13	13.0	13	0
Siano	1	13	13.0	13	0
Ulmer	1	8	8.0	8	0
Alexander	1	6	6.0	6	0
Reeves	0	1	--	1	0
Clemons	1	0	0.0	0	0
Eagles	66	1112	16.8	33	0
Opponents	59	1276	21.6	54	0

Field Goals	1-19	20-29	30-39	40-49	50+
McFadden	1/1	3/4	6/10	6/9	0/2
Jacobs	0/0	1/1	0/1	2/3	0/0
Eagles	1/1	4/5	6/11	8/12	0/2
Opponents	0/0	8/8	0/3	7/14	3/4

1986 EAGLES STATISTICS



SCHEDULE & RESULTS (5-10-1)				
S-07	L	14-41	at Washington	53,982
S-14	L	10-13	at Chicago (OT)	65,130
S-21	L	7-33	Denver	63,839
S-28	W	34-20	LA Rams	65,646
O-05	W	16-0	at Atlanta	57,104
O-12	L	3-35	at NY Giants	74,221
O-19	L	14-17	Dallas	68,572
O-26	W	23-7	San Diego	41,469
N-02	L	10-13	at St. Louis	33,051
N-09	L	14-17	NY Giants	60,601
N-16	L	11-13	Detroit	54,568
N-23	L	20-24	at Seattle	55,786
N-30	W	33-27	at LA Raiders (OT)	53,338
D-07	T	10-10	St. Louis (OT)	50,148
D-14	W	23-21	at Dallas	46,117
D-21	L	14-21	Washington	61,816

TEAM STATS	EAGLES	OPP
Total First Downs	287	278
Rushing	113	97
Passing	150	156
Penalty	24	25
3rd Down: Made/Att	105/273	79/230
3rd Down Pct.	38.5	34.3
4th Down: Made/Att	5/12	9/16
4th Down Pct.	41.7	56.3
Possession Avg.	31:57	28:03
Total Net Yards	4542	5224
Avg. Per Game	283.9	326.5
Total Plays	1117	1043
Avg. Per Play	4.1	5.0
Net Yards Rushing	2002	1989
Avg. Per Game	125.1	124.3
Total Rushes	499	458
Net Yards Passing	2540	3235
Avg. Per Game	158.8	202.2
Sacked/Yards Lost	104/708	53/406
Gross Yards	3248	3641
Att./Completions	514/268	532/260
Completion Pct.	52.1	48.9
Had Intercepted	17	23
Punts/Average	111/41.0	97/38.7
Net Punting Avg.	33.5	32.3
Penalties/Yards	102/901	115/884
Fumbles/Ball Lost	34/10	30/13
Touchdowns	28	39
Rushing	8	14
Passing	19	21
Returns	1	4

Score By Periods	Q1	Q2	Q3	Q4	OT	Pts
Eagles	66	51	48	85	6	256
Opponents	50	75	86	98	3	312

Passing	Att	Cmp	Yds	Cmp%	Y/A	TD	TD%	Int	Int%	Lg	Sk/Lost	Rat
Jaworski	245	128	1405	52.2	5.73	8	3.3	6	2.4	56	22/156	70.2
Cunningham	209	111	1391	53.1	6.66	8	3.8	7	3.3	75t	72/489	72.9
Cavanaugh	58	28	397	48.3	6.84	2	3.4	4	6.9	49	9/56	53.6
Byars	2	1	55	50.0	27.50	1	50.0	0	0.0	55t	1/7	135.4
Eagles	514	268	3248	52.1	6.32	19	3.7	17	3.3	75t	104/708	70.4
Opponents	532	260	3641	48.9	6.84	21	3.9	23	4.3	84t	53/406	66.5

Scoring	TD	Ru	Pa	Rt	PAT	FG	2Pt	Pts
McFadden	0	0	0	0	26-27	20-31	0	86
Quick	9	0	9	0			0	54
K.Jackson	6	0	6	0			0	36
Cunningham	5	5	0	0			0	30
Tautalatasi	2	0	2	0			0	12
Byars	1	1	0	0			0	6
Crawford	1	1	0	0			0	6
Garrity	1	0	0	1			0	6
R.Johnson	1	0	1	0			0	6
Spagnola	1	0	1	0			0	6
Toney	1	1	0	0			0	6
Brown (s)	0	0	0	0			0	2
Eagles	28	8	19	1	26-27	20-31	0	256
Opponents	39	14	21	4	37-39	13-26	0	312

Rushing	No.	Yds	Avg	Lg	TD
Byars	177	577	3.3	32	1
Cunningham	66	540	8.2	20	5
Toney	69	285	4.1	43	1
Haddix	79	276	3.5	18	0
Tautalatasi	51	163	3.2	50	0
Crawford	28	88	3.1	15	1
Jaworski	13	33	2.5	10	0
Cavanaugh	9	26	2.9	11	0
M.Waters	5	8	1.6	5	0
K.Jackson	1	6	6.0	6	0
Teltschik	1	0	0.0	0	0
Eagles	499	2002	4.0	50	8
Opponents	458	1989	4.3	84t	14

Receiving	No.	Yds	Avg	Lg	TD
Quick	60	939	15.7	75t	9
Tautalatasi	41	325	7.9	56	2
Spagnola	39	397	10.2	38	1
K.Jackson	30	506	16.9	49	6
Haddix	26	150	5.8	29	0
Little	14	132	9.4	26	0
Toney	13	177	13.6	47	0
Garrity	12	227	18.9	34	0
R.Johnson	11	207	18.8	39	1
Byars	11	44	4.0	17	0
P.Smith	6	94	15.7	36	0
M.Waters	2	27	13.5	19	0
Darby	2	16	8.0	13	0
Duckworth	1	7	7.0	7	0
Eagles	268	3248	12.1	75t	19
Opponents	260	3641	14.0	84t	21

INTs	No.	Yds	Avg	Lg	TD
A.Waters	6	39	6.5	21	0
Young	6	9	1.5	9	0
Cooper	3	20	6.7	20	0
A.Johnson	3	6	2.0	9	0
Hoage	1	18	18.0	18	0
Foules	1	14	14.0	14	0
Schulz	1	11	11.0	11	0
Joyner	1	4	4.0	4	0
Cobb	1	3	3.0	3	0
Eagles	23	124	5.4	21	0
Opponents	17	192	11.3	32t	1

Sacks: White 18.0, Brown 9.0, Clarke 8.0, Cobb 6.0, Jiles 2.0, Joyner 2.0, Simmons 2.0, A.Waters 2.0, Cooper 1.0, Darby 1.0, A.Johnson 1.0, Singletary 1.0, Eagles 53.0, Opponents 104.0

Punting	No.	Yds	Avg	Net	TB	Lg	B
Teltschik	108	4493	41.6	33.6	10	62	1
Cunningham	2	54	27.0	25.5	0	39	0
Eagles	111	4547	41.0	33.5	10	62	1
Opponents	97	3751	38.7	32.3	12	68	2

Punt Returns	Ret	FC	Yds	Avg	Lg	TD
Garrity	17	7	187	11.0	76t	1
Cooper	16	7	139	8.7	58	0
M.Waters	7	1	130	4.3	13	0
P.Smith	4	1	18	4.5	7	0
Eagles	44	16	374	8.5	76t	1
Opponents	63	13	634	10.1	75t	2

Kickoff Returns	No.	Yds	Avg	Lg	TD
Crawford	27	497	18.4	36	0
Tautalatasi	18	344	19.1	51	0
Byars	2	47	23.5	31	0
Cooper	2	42	21.0	24	0
Quick	2	6	3.0	6	0
Schulz	1	9	9.0	9	0
Simmons	1	0	0.0	0	0
Eagles	53	945	17.8	51	0
Opponents	62	1261	20.3	40	0

Field Goals	1-19	20-29	30-39	40-49	50+
McFadden	0/0	6/6	10/12	3/10	1/3
Eagles	0/0	6/6	10/12	3/10	1/3
Opponents	1/1	5/6	5/9	1/8	1/2

1985 EAGLES STATISTICS



SCHEDULE & RESULTS (7-9)					
S-08	L	0-21	at NY Giants	76,141	
S-15	L	6-17	LA Rams	60,920	
S-22	W	19-6	at Washington	53,748	
S-29	L	10-16	NY Giants (OT)	66,696	
O-06	L	21-23	at New Orleans	56,364	
O-13	W	30-7	St. Louis	48,186	
O-20	W	16-14	Dallas	70,114	
O-27	W	21-17	Buffalo	60,987	
N-03	L	13-24	at San Francisco	58,383	
N-10	W	23-17	Atlanta (OT)	63,691	
N-17	W	24-14	at St. Louis	39,032	
N-24	L	17-34	at Dallas	54,047	
D-01	L	23-28	Minnesota	54,688	
D-08	L	12-17	Washington	60,737	
D-15	L	14-20	at San Diego	45,569	
D-22	W	37-35	at Minnesota	49,722	

TEAM STATS	EAGLES	OPP
Total First Downs	292	307
Rushing	82	122
Passing	188	160
Penalty	22	25
3rd Down: Made/Att	82/232	91/234
3rd Down Pct.	35.3	38.9
4th Down: Made/Att	7/13	4/7
4th Down Pct.	53.8	57.1
Possession Avg.	na	na
Total Net Yards	5216	5135
Avg. Per Game	326.0	320.9
Total Plays	1050	1058
Avg. Per Play	5.0	4.9
Net Yards Rushing	1630	2205
Avg. Per Game	101.9	137.8
Total Rushes	428	526
Net Yards Passing	3586	2930
Avg. Per Game	224.1	183.1
Sacked/Yards Lost	55/450	53/359
Gross Yards	4036	3289
Att./Completions	567/290	478/251
Completion Pct.	51.1	52.5
Had Intercepted	28	18
Punts/Average	91/41.5	92/42.6
Net Punting Avg.	34.2	36.6
Penalties/Yards	98/736	99/834
Fumbles/Ball Lost	25/12	27/14
Touchdowns	30	39
Rushing	8	17
Passing	19	18
Returns	3	4

Score By Periods	Q1	Q2	Q3	Q4	OT	Pts
Eagles	60	72	56	92	6	286
Opponents	69	67	76	92	6	310

Passing	Att	Cmp	Yds	Cmp%	Y/A	TD	TD%	Int	Int%	Lg	Sk/Lost	Rat
Jaworski	484	255	3450	52.7	7.13	17	3.5	20	4.1	99t	34/289	70.2
Cunningham	81	34	548	42.0	6.77	1	1.2	8	9.9	69	20/150	29.8
Hunter	2	1	38	50.0	19.00	1	50.0	0	0.0	38t	1/11	135.4
Eagles	567	290	4036	51.1	7.12	19	3.4	28	4.9	99t	55/450	65.0
Opponents	478	251	3289	52.5	6.88	18	3.8	18	3.8	46	53/359	71.4

Scoring	TD	Ru	Pa	Rt	PAT	FG	2Pt	Pts
McFadden	0	0	0	0	29-29	25-30	0	104
Quick	11	0	11	0			0	66
E.Jackson	6	5	1	0			0	36
Spagnola	5	0	5	0			0	30
Hunter	2	1	1	0			0	12
Jaworski	2	2	0	0			0	12
Edwards	1	0	0	1			0	6
Hopkins	1	0	0	1			0	6
K.Jackson	1	0	1	0			0	6
Little	1	0	0	1			0	6
White (2)	0	0	0	0			0	2
Eagles	30	8	19	3	29-29	25-30	0	286
Opponents	39	17	18	4	37-38	13-29	0	310

Rushing	No.	Yds	Avg	Lg	TD
E.Jackson	282	1028	3.6	59	5
Haddix	67	213	3.2	12	0
Cunnigham	29	205	7.1	37	0
Hunter	27	121	4.5	74t	1
Jaworski	17	35	2.1	31	2
Everett	4	13	3.3	8	0
Horan	1	12	12.0	12	0
Oliver	1	3	3.0	3	0
Eagles	428	1630	3.8	74t	8
Opponents	526	2205	4.2	60	17

Receiving	No.	Yds	Avg	Lg	TD
Quick	73	1247	17.1	99t	11
Spagnola	64	772	12.1	35	5
Haddix	43	330	7.7	17	0
K.Jackson	40	692	17.3	54	1
Hunter	28	405	14.7	43	1
R.Johnson	11	186	16.9	37	0
E.Jackson	10	126	12.6	25	1
Garrity	7	142	20.3	34	0
Little	7	82	11.7	28	0
Everett	4	25	6.3	11	0
K.Baker	2	25	12.5	20	0
Oliver	1	4	4.0	4	0
Eagles	290	4036	13.9	99t	19
Opponents	251	3289	13.1	46	18

INTs	No.	Yds	Avg	Lg	TD
Hopkins	6	36	6.0	24t	1
Ellis	4	32	8.0	18	0
Edwards	3	8	2.7	3t	1
Cooper	2	13	6.5	13	0
Kraynak	1	26	26.0	26	0
Reichenbach	1	10	10.0	10	0
Young	1	0	0.0	0	0
Eagles	18	125	6.9	26	2
Opponents	28	474	16.9	46	2

Sacks: G.Brown 13.0, White 13.0, Clarke 7.0, Strauthers 5.5, Cobb 5.0, Ellis 2.0, Hopkins 2.0, Wilkes 2.0, Darby 1.5, Cooper 1.0, Creswell 1.0, **Eagles 53.0, Opponents 55.0**

Punting	No.	Yds	Avg	Net	TB	Lg	B
Horan	91	3777	41.5	34.2	10	75	0
Eagles	91	3777	41.5	34.2	10	75	0
Opponents	92	3918	42.6	36.6	8	68	2

Punt Returns	Ret	FC	Yds	Avg	Lg	TD
Cooper	43	10	364	8.5	56	0
Waters	1	0	23	23.0	23	0
Hunter	1	0	6	6.0	6	0
Eagles	45	10	393	8.7	56	0
Opponents	41	16	462	11.3	80t	1

Kickoff Returns	No.	Yds	Avg	Lg	TD
Hunter	48	1047	21.8	51	0
Waters	4	74	18.5	23	0
Cooper	3	32	10.7	13	0
Foules	1	7	7.0	7	0
Eagles	56	1160	20.7	51	0
Opponents	65	1293	19.9	88	0

Field Goals	1-19	20-29	30-39	40-49	50+
McFadden	0/0	6/6	11/11	6/8	2/5
Eagles	0/0	6/6	11/11	6/8	2/5
Opponents	0/1	3/4	4/8	6/13	0/3

McFadden: () (50G,45G,53M) (41G,36G,37G,34G) (41G,43M) () (39G,21G,52G) (39G,33G,36G) () (36G,44G) (30G) (52M,20G) (26G) (29G,33G,25G) (44G) (43M,52M) (26G,43G,35G)

1984 EAGLES STATISTICS



SCHEDULE & RESULTS (6-9-1)					
S-02	L	27-28	at NY Giants	71,520	
S-09	W	19-17	Minnesota	55,942	
S-16	L	17-23	at Dallas	64,521	
S-23	L	9-21	San Francisco	62,771	
S-30	L	0-20	at Washington	53,064	
O-07	W	27-17	at Buffalo	37,555	
O-14	W	16-7	Indianapolis	50,277	
O-21	W	24-10	NY Giants	64,677	
O-28	L	14-34	St. Louis	54,310	
N-04	T	23-23	at Detroit (OT)	59,141	
N-11	L	23-24	at Miami	70,227	
N-18	W	16-10	Washington	63,117	
N-25	L	16-17	at St. Louis	39,858	
D-02	L	10-26	Dallas	66,322	
D-09	W	27-17	New England	41,581	
D-16	L	10-26	at Atlanta	15,582	

TEAM STATS	EAGLES	OPP
Total First Downs	280	307
Rushing	83	123
Passing	176	171
Penalty	21	13
3rd Down: Made/Att	76/231	104/251
3rd Down Pct.	32.9	41.4
4th Down: Made/Att	9/17	6/11
4th Down Pct.	52.9	54.5
Possession Avg.	na	na
Total Net Yards	4698	5239
Avg. Per Game	293.6	327.4
Total Plays	1047	1109
Avg. Per Play	4.5	4.7
Net Yards Rushing	1338	2189
Avg. Per Game	83.6	136.8
Total Rushes	381	556
Net Yards Passing	3360	3050
Avg. Per Game	210.0	190.6
Sacked/Yards Lost	60/463	60/456
Gross Yards	3823	3506
Att./Completions	606/331	492/262
Completion Pct.	54.6	53.3
Had Intercepted	17	20
Punts/Average	92/42.2	89/39.3
Net Punting Avg.	35.6	33.6
Penalties/Yards	77/632	96/904
Fumbles/Ball Lost	23/16	32/11
Touchdowns	27	36
Rushing	6	12
Passing	19	22
Returns	2	2

Score By Periods	Q1	Q2	Q3	Q4	OT	Pts
Eagles	64	76	53	85	0	278
Opponents	61	102	74	83	0	320

Passing	Att	Cmp	Yds	Cmp%	Y/A	TD	TD%	Int	Int%	Lg	Sk/Lost	Rat
Jaworski	427	234	2754	54.8	6.45	16	3.7	14	3.3	90t	34/270	73.4
Pisarcik	176	96	1036	54.5	5.89	3	1.7	3	1.7	40	25/183	70.7
Montgomery	2	0	0	0.0	0.00	0	0.0	0	0.0	0	1/10	39.6
May	1	1	33	100.0	33.00	0	0.0	0	0.0	33	0/0	118.8
Eagles	606	331	3823	54.6	6.31	19	3.1	17	2.8	90t	60/463	72.6
Opponents	492	262	3506	53.3	7.13	22	4.5	20	4.1	68	60/456	74.1

Scoring	TD	Ru	Pa	Rt	PAT	FG	2Pt	Pts	INTs	No.	Yds	Avg	Lg	TD
McFadden	0	0	0	0	26-27	30-37	0	116	Ellis	7	119	17.0	31	0
Quick	9	0	9	0			0	54	Hopkins	5	107	21.4	33	0
Kab	3	0	3	0			0	18	Foules	4	27	6.8	20	0
Woodruff	3	0	3	0			0	18	Edwards	2	0	0.0	0	0
Hoover	2	0	2	0			0	12	Wilson	1	28	28.0	28	0
Montgomery	2	2	0	0			0	12	Wilkes	1	6	6.0	6	0
Pisarcik	2	2	0	0			0	12	Eagles	20	287	14.4	33	0
Haddix	1	1	0	0			0	6	Opponents	17	211	12.4	43	1
K.Jackson	1	0	1	0			0	6	Sacks: G.Brown 16.0, D.Harrison 12.0, Clarke 10.5, Darby 5.0, Armstrong 3.0, Griggs 3.0, Strauthers 2.0, Wilkes 2.0, Hopkins 1.5, Schulz 1.5, J.Williams 1.5, J.Robinson 1.0, Team 1.0.					
Jaworski	1	1	0	0			0	6	Eagles 60.0, Opponents 60.0					
Kraynak	1	0	0	1			0	6						
Spagnola	1	0	1	0			0	6						
Waters	1	0	0	1			0	6						
Eagles	27	6	19	2	26-27	30-37	0	278						
Opponents	36	12	22	2	36-36	22-35	0	320						

Rushing	No.	Yds	Avg	Lg	TD
Montgomery	201	789	3.9	27	2
Oliver	72	263	3.7	17	0
Haddix	48	130	2.7	21	1
M.Williams	33	83	2.5	8	0
Hardy	14	41	2.9	10	0
Pisarcik	7	19	2.7	16	2
Jaworski	5	18	3.6	10	1
Quick	1	-5	-5.0	-5	0
Eagles	381	1338	3.5	27	6
Opponents	556	2189	3.9	34	12

Punting	No.	Yds	Avg	Net	TB	Lg	B
Horan	92	3880	42.2	35.6	6	69	0
Eagles	92	3880	42.2	35.6	6	69	0
Opponents	89	3497	39.3	33.6	13	64	2

Punt Returns	Ret	FC	Yds	Avg	Lg	TD
Cooper	40	19	250	6.3	16	0
Eagles	40	19	250	6.3	16	0
Opponents	58	7	486	8.4	46	0

Kickoff Returns	No.	Yds	Avg	Lg	TD
Hayes	22	441	20.0	44	0
Cooper	17	296	17.4	48	0
Waters	13	319	24.5	89t	1
Everett	3	40	13.3	18	0
Ellis	2	25	12.5	15	0
Hardy	1	20	20.0	20	0
Strauthers	1	12	12.0	12	0
Eagles	59	1153	19.5	89t	1
Opponents	69	1298	18.8	51	0

Field Goals	1-19	20-29	30-39	40-49	50+
McFadden	0/0	4/5	13/16	10/12	3/4
Eagles	0/0	4/5	13/16	10/12	3/4
Opponents	2/2	6/8	10/14	3/7	1/4

McFadden: (47G,37N,41G) (27G,37G,49G,37G) (39G,39N) (35G,32G,33G) () (36G,22G) (34G,32G,33G) (45G,52N) () (52G,51G,40G) (45G) (43G,34G,41G,44N) (31G,43G,26N,32G) (23G) (50G,46G,48N) (20G,37N)

1983 EAGLES STATISTICS



SCHEDULE & RESULTS (5-11)

Game	W/L	Date	Opponent	Score
S-03	W	22-17	at San Francisco	55,775
S-11	L	13-23	Washington	69,542
S-18	W	13-10	at Denver	74,202
S-25	L	11-14	St. Louis	64,465
O-02	W	28-24	at Atlanta	50,621
O-09	W	17-13	at NY Giants	73,291
O-16	L	7-37	at Dallas	63,070
O-23	L	6-7	Chicago	45,263
O-30	L	21-22	Baltimore	59,150
N-06	L	20-27	Dallas	71,236
N-13	L	14-17	at Chicago	47,524
N-20	L	0-23	NY Giants	57,977
N-27	L	24-28	at Washington	54,324
D-04	W	13-9	LA Rams	32,867
D-11	L	17-20	New Orleans (OT)	45,182
D-18	L	7-31	at St. Louis	21,902

TEAM STATS

	EAGLES	OPP
Total First Downs	253	310
Rushing	91	144
Passing	150	149
Penalty	12	17
3rd Down: Made/Att	68/203	101/245
3rd Down Pct.	33.5	41.2
4th Down: Made/Att	6/11	11/16
4th Down Pct.	54.5	68.8
Possession Avg.	na	na
Total Net Yards	4534	5447
Avg. Per Game	283.4	340.4
Total Plays	945	1108
Avg. Per Play	4.8	4.9
Net Yards Rushing	1417	2655
Avg. Per Game	88.6	165.9
Total Rushes	402	633
Net Yards Passing	3117	2792
Avg. Per Game	194.8	174.5
Sacked/Yards Lost	57/415	36/256
Gross Yards	3532	3048
Att./Completions	486/252	430/247
Completion Pct.	51.9	57.4
Had Intercepted	18	8
Punts/Average	86/40.9	80/37.8
Net Punting Avg.	33.4	33.5
Penalties/Yards	79/637	89/755
Fumbles/Ball Lost	37/18	30/15
Touchdowns	27	34
Rushing	5	14
Passing	22	20
Returns	0	0

Score By Periods

	Q1	Q2	Q3	Q4	OT	Pts
Eagles	58	54	61	60	0	233
Opponents	47	128	53	91	3	322

Passing	Att	Cmp	Yds	Cmp%	Y/A	TD	TD%	Int	Int%	Lg	Sk/Lost	Rat
Jaworski	446	235	3315	52.7	7.43	20	4.5	18	4.0	83t	53/385	75.1
Pisarcik	34	16	172	47.1	5.06	1	2.9	0	0.0	33	4/30	72.2
Carmichael	1	1	45	100.0	45.00	1	100.0	0	0.0	45t	0/0	158.3
Pastorini	5	0	0	0.0	0.00	0	0.0	0	0.0	--	0/0	39.6
Eagles	486	252	3532	51.9	7.27	22	4.5	18	3.7	83t	57/415	75.2
Opponents	430	247	3048	57.4	7.09	20	4.7	8	1.9	73t	36/256	87.2

Scoring	TD	Ru	Pa	Rt	PAT	FG	2Pt	Pts	INTs	No.	Yds	Avg	Lg	TD
Quick	13	0	13	0			0	78	Griggs	3	61	20.3	32	0
Franklin	0	0	0	0	24/27	15/26	0	69	Ellis	1	18	18.0	18	0
Carmichael	3	0	3	0			0	18	Edwards	1	0	0.0	0	0
Oliver	3	1	2	0			0	18	Foules	1	0	0.0	0	0
Haddix	2	2	0	0			0	12	Logan	1	0	0.0	0	0
Woodruff	2	0	2	0			0	12	Young	1	0	0.0	0	0
Harrington	1	1	0	0			0	6	Eagles	8	79	9.9	32	0
Jaworski	1	1	0	0			0	6	Opponents	18	155	8.6	29	0
Kab	1	0	1	0			0	6	Sacks: Harrison 11.5, G.Brown 8.5, Hairston 5.0, Armstrong 3.5, J.Williams 2.5, Clarke 1.0, Darby 1.0, Griggs 1.0, Hopkins 1.0, J.Robinson 1.0, Eagles 36.0, Opponents 57.0					
G.Young	1	0	1	0			0	6						
Team (s)	0	0	0	0			0	2						
Eagles	27	5	22	0	24/27	15/26	0	233						
Opponents	34	14	20	0	34/34	28/37	0	322						

Rushing	No.	Yds	Avg	Lg	TD	Punting	No.	Yds	Avg	Net	TB	Lg	B
Oliver	121	434	3.6	24	1	Runager	59	2459	41.7	34.2	5	55	0
M.Williams	103	385	3.7	32	0	Skladany	27	1062	39.4	31.5	2	51	0
Haddix	91	220	2.4	11	2	Eagles	86	3521	40.9	33.4	7	55	0
Montgomery	29	139	4.8	32	0	Opponents	80	3020	37.8	33.5	4	59	1
Jaworski	25	129	5.2	29	1								
Harrington	23	98	4.3	35	1								
Everett	5	7	1.4	7	0								
Runager	1	6	6.0	6	0								
Pastorini	1	0	0.0	0	0								
Pisarcik	3	-1	-0.3	0	0								
Eagles	402	1417	3.5	35	5								
Opponents	633	2655	4.2	39	14								

Punt Returns	Ret	FC	Yds	Avg	Lg	TD
Sciarra	22	3	115	5.2	14	0
G.Young	14	3	93	6.6	23	0
Hoover	7	4	44	6.3	13	0
Foules	1	0	7	7.0	7	0
Logan	1	0	0	0.0	0	0
Eagles	45	10	259	5.8	23	0
Opponents	57	4	511	9.0	25	0

Receiving	No.	Yds	Avg	Lg	TD	Kickoff Returns	No.	Yds	Avg	Lg	TD
Quick	69	1409	20.4	83t	13	G.Young	27	565	20.9	52	0
Oliver	49	421	8.6	25	2	Everett	14	275	19.6	46	0
Carmichael	38	515	13.6	35	3	Ellis	7	119	17.0	25	0
Haddix	23	254	11.0	34	0	Harrington	4	79	19.8	26	0
Kab	18	195	10.8	25	1	M.Williams	3	59	19.7	26	0
M.Williams	17	142	8.4	29	0	Haddix	3	51	17.0	24	0
Hoover	10	221	22.1	68	0	Fritzsche	2	17	8.5	15	0
Montgomery	9	53	5.9	13	0	Darby	2	3	1.5	3	0
Woodruff	6	70	11.7	29t	2	Eagles	62	1168	18.8	52	0
Dixon	4	54	13.5	22	0	Opponents	45	804	17.9	30	0
G.Young	3	125	41.7	71t	1						
Sampleton	2	28	14.0	19	0						
Everett	2	18	9.0	11	0						
Harrington	1	19	19.0	19	0						
R.Smith	1	8	8.0	8	0						

Field Goals	1-19	20-29	30-39	40-49	50+
Franklin	1/1	5/5	6/9	2/8	1/3
Eagles	1/1	5/5	6/9	2/8	1/3
Opponents	0/0	12/14	10/13	4/6	2/4

1982 EAGLES STATISTICS



SCHEDULE & RESULTS (3-6)					
S-12	L	34-37	Washington (OT)	68,885	
S-19	W	24-21	at Cleveland	78,830	
N-21	L	14-18	Cincinnati	65,172	
N-28	L	9-13	at Washington	48,313	
D-05	L	20-23	St. Louis	63,622	
D-11	L	7-23	at NY Giants	66,053	
D-19	W	35-14	Houston	44,119	
D-26	W	24-20	at Dallas	46,199	
J-02	L	24-26	NY Giants	55,797	

Note: As a result of a 57-day NFL players' strike, the NFL schedule was reduced from 16 weeks to nine weeks

TEAM STATS	EAGLES		OPP			
Total First Downs	157		177			
Rushing	48		68			
Passing	100		100			
Penalty	9		9			
3rd Down: Made/Att	32/106		61/140			
3rd Down Pct.	30.2		43.6			
4th Down: Made/Att	7/11		2/4			
4th Down Pct.	63.6		50.0			
Possession Avg.	na		na			
Total Net Yards	2685		2938			
Avg. Per Game	298.3		326.4			
Total Plays	531		614			
Avg. Per Play	5.1		4.8			
Net Yards Rushing	828		1031			
Avg. Per Game	92.1		114.6			
Total Rushes	211		299			
Net Yards Passing	1856		1907			
Avg. Per Game	206.2		211.9			
Sacked/Yards Lost	31/244		30/229			
Gross Yards	2100		2136			
Att./Completions	288/168		285/168			
Completion Pct.	58.3		58.9			
Had Intercepted	13		15			
Punts/Average	44/40.5		38/36.8			
Net Punting Avg.	32.9		33.4			
Penalties/Yards	38/253		45/341			
Fumbles/Ball Lost	26/10		21/12			
Touchdowns	25		19			
Rushing	11		5			
Passing	12		14			
Returns	2		0			
Score By Periods	Q1	Q2	Q3	Q4	OT	Pts
Eagles	45	34	36	76	0	191
Opponents	36	76	30	50	3	195

Passing	Att	Cmp	Yds	Cmp%	Y/A	TD	TD%	Int	Int%	Lg	Sk/Lost	Rat
Jaworski	286	167	2076	58.4	7.30	12	4.2	12	4.2	57	31/244	77.5
Pisarcik	1	1	24	100.0	24.00	0	0.0	0	0.0	24	0/0	118.8
Giammona	1	0	0	0.0	0.00	0	0.0	1	100.0	0	0/0	0.0
Eagles	288	168	2100	58.3	7.30	12	4.2	13	4.5	57	31/244	76.2
Opponents	285	168	2136	58.9	7.50	14	4.9	15	5.3	78t	30/229	76.9

Scoring	TD	Ru	Pa	Rt	PAT	FG	2Pt	Pts
Montgomery	9	7	2	0			0	54
Franklin	0	0	0	0	23/25	6/9	0	41
Carmichael	4	0	4	0			0	24
L.Harris	2	2	0	0			0	12
Spagnola	2	0	2	0			0	12
Blackmore	1	0	0	1			0	6
G.Brown	1	0	0	1			0	6
Campfield	1	0	1	0			0	6
Giammona	1	1	0	0			0	6
Harrington	1	1	0	0			0	6
Kab	1	0	1	0			0	6
Quick	1	0	1	0			0	6
R.Smith	1	0	1	0			0	6
Eagles	25	11	12	2	23/25	6/9	0	191
Opponents	19	5	14	0	19/19	20/22	0	195

Rushing	No.	Yds	Avg	Lg	TD
Montgomery	114	515	4.5	90t	7
Harrington	56	231	4.1	37	1
L.Harris	17	39	2.3	14	2
Giammona	11	29	3.6	8	1
Jaworski	10	9	0.9	6	0
Hoover	1	5	5.0	5	0
Campfield	1	2	2.0	2	0
LeMaster	1	-2	-2.0	-2	0
Eagles	211	828	3.9	90t	11
Opponents	299	1031	3.4	32	5

Receiving	No.	Yds	Avg	Lg	TD
Carmichael	35	540	15.4	44t	4
R.Smith	34	475	14.0	41t	1
Spagnola	26	313	12.0	57	2
Montgomery	20	258	12.9	42t	2
Campfield	14	141	10.1	24	1
Harrington	13	74	5.7	18	0
Quick	10	156	15.6	49t	1
Giammona	8	67	8.4	16	0
Kab	4	35	8.8	13	1
L.Harris	3	17	5.6	9	0
Sampleton	1	24	24.0	24	0
Eagles	168	2100	12.5	57	12
Opponents	168	2136	12.7	78t	14

INTs	No.	Yds	Avg	Lg	TD
Edwards	5	3	0.6	3	0
Young	4	3	0.8	3	0
J.Robinson	3	19	6.3	12	0
Blackmore	1	20	20.0	20t	1
Bunting	1	0	0.0	0	0
Wilson	1	0	0.0	0	0
Eagles	15	45	3.0	20t	1
Opponents	13	87	6.7	37	0

Sacks: Harrison 10.5, Clarke 4.5, Hairston 4.0, G.Brown 4.0, Bunting 3.0, LeMaster 2.0, J.Robinson 1.0, Wilkes 1.0, **Eagles 30.0, Opponents 31.0**

Punting	No.	Yds	Avg	Net	TB	Lg	B
Runager	44	1784	40.5	32.9	1	53	0
Eagles	44	1784	40.5	32.9	1	53	0
Opponents	38	1398	36.8	33.4	1	55	0

Punt Returns	Ret	FC	Yds	Avg	Lg	TD
Henry	20	2	103	5.2	11	0
Sciarra	2	2	5	2.5	5	0
Giammona	0	1	0	0.0	0	0
Eagles	22	5	108	4.9	11	0
Opponents	31	0	316	10.2	33	0

Kickoff Returns	No.	Yds	Avg	Lg	TD
Henry	24	541	22.5	44	0
Hoover	7	113	16.1	43	0
Murray	3	42	14.0	16	0
Campfield	2	30	15.0	16	0
Slater	2	30	15.0	15	0
Montgomery	1	12	12.0	12	0
Eagles	39	768	19.7	44	0
Opponents	39	885	22.7	58	0

Field Goals	1-19	20-29	30-39	40-49	50+
Franklin	0/0	1/1	1/2	4/5	0/1
Eagles	0/0	1/1	1/2	4/5	0/1
Opponents	2/2	6/6	7/8	5/6	0/0

1981 EAGLES STATISTICS



SCHEDULE & RESULTS (10-6)					
S-06	W	24-10	at NY Giants	72,459	
S-13	W	13-3	New England	71,089	
S-17	W	20-14	at Buffalo	78,331	
S-27	W	36-13	Washington	70,664	
O-05	W	16-13	Atlanta	71,488	
O-11	W	31-14	at New Orleans	52,728	
O-18	L	23-35	at Minnesota	45,459	
O-25	W	20-10	Tampa Bay	70,714	
N-01	L	14-17	Dallas	72,111	
N-08	W	52-10	at St. Louis	48,421	
N-15	W	38-13	Baltimore	68,613	
N-22	L	10-20	NY Giants	66,327	
N-30	L	10-13	at Miami	67,797	
D-06	L	13-15	at Washington	52,206	
D-13	L	10-21	at Dallas	64,955	
D-20	W	38-0	St. Louis	56,636	
NFC WILD CARD					
D-27	L	21-27	NY Giants	71,611	

TEAM STATS	EAGLES	OPP
Total First Downs	332	266
Rushing	157	102
Passing	150	137
Penalty	25	27
3rd Down: Made/Att	95/214	101/236
3rd Down Pct.	44.4	42.9
4th Down: Made/Att	na	na
4th Down Pct.	na	na
Possession Avg.	na	na
Total Net Yards	5553	4447
Avg. Per Game	347.1	277.9
Total Plays	1058	1023
Avg. Per Play	5.2	4.3
Net Yards Rushing	2509	1751
Avg. Per Game	156.8	109.4
Total Rushes	559	476
Net Yards Passing	3044	2696
Avg. Per Game	190.3	168.5
Sacked/Yards Lost	22/205	40/354
Gross Yards	3249	3050
Att./Completions	476/258	507/248
Completion Pct.	54.2	48.9
Had Intercepted	22	26
Punts/Average	64/40.3	76/40.7
Net Punting Avg.	34.6	33.8
Penalties/Yards	113/855	90/798
Fumbles/Ball Lost	33/17	40/21
Touchdowns	44	26
Rushing	17	11
Passing	25	12
Returns	2	3

Score By Periods	Q1	Q2	Q3	Q4	OT	Pts
Eagles	71	125	82	90	0	368
Opponents	42	64	24	91	0	221

Passing	Att	Cmp	Yds	Cmp%	Y/A	TD	TD%	Int	Int%	Lg	Sk/Lost	Rat
Jaworski	461	250	3095	54.2	6.71	23	5.0	20	4.3	85t	na	73.8
Pisarcik	15	8	154	53.3	10.27	2	13.3	2	13.3	44t	na	89.3
Eagles	476	258	3249	54.2	6.83	25	5.3	22	4.6	85t	22/205	73.9
Opponents	507	248	3050	48.9	6.02	12	2.4	26	5.1	50t	40/354	54.4

Scoring	TD	Ru	Pa	Rt	PAT	FG	2Pt	Pts
Franklin	0	0	0	0	41/43	20/31	0	101
Montgomery	10	8	2	0			0	60
Carmichael	6	0	6	0			0	36
Krepfle	5	0	5	0			0	30
Campfield	4	1	3	0			0	24
Russell	4	4	0	0			0	24
C.Smith	4	0	4	0			0	24
Giammona	2	1	1	0			0	12
Harrington	2	2	0	0			0	12
Henry	2	2	0	0			0	12
Parker	2	0	2	0			0	12
G.Brown	1	0	0	1			0	6
LeMaster	1	0	0	1			0	6
Oliver	1	1	0	0			0	6
Clarke (s)	0	0	0	0			0	2
Wilkes	0	0	0	0	1/1	0/0	0	1
Eagles	44	17	25	2	42/44	20/31	0	368
Opponents	26	11	12	3	23/26	14/28	0	221

Rushing	No.	Yds	Avg	Lg	TD
Montgomery	286	1402	4.9	41	8
Oliver	74	329	4.4	39	1
Harrington	34	140	4.1	16	2
Murray	23	134	5.8	20	0
Jaworski	22	128	5.8	26	0
Russell	41	123	3.0	17	4
Campfield	31	115	3.7	13	1
Giammona	33	98	3.0	9	1
Atkins	1	21	21.0	21	0
LeMaster	1	7	7.0	7	0
R.Smith	1	7	7.0	7	0
C.Smith	2	5	2.5	5	0
Carmichael	1	1	1.0	1	0
Pisarcik	7	1	0.1	10	0
Sciarra	1	0	0.0	0	0
Henry	1	-2	-2.0	-2	0
Eagles	559	2509	4.5	41	17
Opponents	476	1751	3.7	73	11

Receiving	No.	Yds	Avg	Lg	TD
Carmichael	61	1028	16.9	85t	6
Montgomery	49	521	10.6	35t	2
C.Smith	38	564	14.8	32	4
Campfield	36	326	9.1	29t	3
Krepfle	20	210	10.5	26	5
Oliver	10	37	3.7	27	0
Henry	9	145	16.1	44t	2
Harrington	9	27	3.0	12	0
Parker	8	168	21.0	55t	2
Spagnola	6	83	13.8	28	0
Giammona	6	54	9.0	19	1
R.Smith	4	84	21.0	42	0
Murray	1	7	7.0	7	0
Russell	1	-5	-5.0	-5	0
Eagles	258	3249	12.6	85t	25
Opponents	248	3050	12.3	50t	12

INTs	No.	Yds	Avg	Lg	TD
Wilson	5	74	14.8	26	0
Young	4	35	8.8	33	0
Edwards	3	1	0.3	1	0
Chesley	2	66	33.0	35	0
Blackmore	2	43	21.5	25	0
LeMaster	2	28	14.0	22	0
Wilkes	2	18	9.0	11	0
Logan	2	-1	-0.5	-1	0
Robinson	1	3	3.0	3	0
Johnson	1	0	0.0	0	0
Phillips	1	0	0.0	0	0
Sciarra	1	0	0.0	0	0
Eagles	26	270	10.4	35	0
Opponents	22	357	16.2	52t	2

Sacks: Eagles 40.0, Opponents 22.0

Punting	No.	Yds	Avg	Net	TB	Lg	B
Runager	63	2567	40.7	34.9	6	64	na
Franklin	1	13	13.0	13.0	0	13	na
Eagles	64	2580	40.3	34.6	6	64	na
Opponents	76	3092	40.7	33.8	na	75	na

Punt Returns	Ret	FC	Yds	Avg	Lg	TD
Henry	54	8	396	7.3	52	0
Sciarra	4	0	26	6.5	10	0
Eagles	58	8	422	7.3	52	0
Opponents	34	1	246	7.2	21	0

Kickoff Returns	No.	Yds	Avg	Lg	TD
Henry	25	533	21.3	43	0
Campfield	12	223	18.6	32	0
Russell	2	28	14.0	20	0
Giammona	1	19	19.0	19	0
Atkins	1	15	15.0	15	0
Murray	1	14	14.0	14	0
Clarke	1	0	0.0	0	0
Eagles	43	832	19.3	43	0
Opponents	60	1304	21.7	57	0

Field Goals	1-19	20-29	30-39	40-49	50+
Franklin	0/0	5/5	7/9	7/13	1/4
Eagles	0/0	5/5	7/9	7/13	1/4
Opponents	1/2	5/6	4/6	4/13	0/1

1980 EAGLES STATISTICS



SCHEDULE & RESULTS (12-4)				
S-07	W	27-6	Denver	70,307
S-14	W	42-7	at Minnesota	46,460
S-22	W	35-3	NY Giants	70,767
S-28	L	14-24	at St. Louis	49,079
O-05	W	24-14	Washington	69,044
O-12	W	31-16	at NY Giants	71,051
O-19	W	17-10	Dallas	70,696
O-26	W	17-14	Chicago	68,752
N-02	W	27-20	at Seattle	61,046
N-09	W	34-21	at New Orleans	44,340
N-16	W	24-0	at Washington	51,897
N-23	W	10-7	Oakland	68,585
N-30	L	21-22	at San Diego	51,760
D-07	L	17-20	Atlanta	70,205
D-14	W	17-3	St. Louis	68,969
D-21	L	27-35	at Dallas	62,548
NFC DIVISIONAL PLAYOFF				
J-03	W	31-16	Minnesota	68,434
NFC CHAMPIONSHIP GAME				
J-11	W	20-7	Dallas	70,696
SUPER BOWL XV (New Orleans)				
J-25	L	10-27	Oakland	75,500

TEAM STATS	EAGLES		OPP			
Total First Downs	326	270				
Rushing	118	87				
Passing	186	157				
Penalty	22	26				
3rd Down: Made/Att	89/217	84/245				
3rd Down Pct.	41.0	34.3				
4th Down: Made/Att	na	na				
4th Down Pct.	na	na				
Possession Avg.	na	na				
Total Net Yards	5519	4428				
Avg. Per Game	344.9	276.8				
Total Plays	1037	1032				
Avg. Per Play	5.3	4.3				
Net Yards Rushing	1995	1603				
Avg. Per Game	124.7	100.1				
Total Rushes	528	445				
Net Yards Passing	3524	2825				
Avg. Per Game	220.3	176.6				
Sacked/Yards Lost	33/247	44/355				
Gross Yards	3771	3180				
Att./Completions	477/275	543/265				
Completion Pct.	57.7	48.8				
Had Intercepted	12	25				
Punts/Average	76/38.8	89/41.3				
Net Punting Avg.	33.7	33.2				
Penalties/Yards	96/809	87/749				
Fumbles/Ball Lost	29/16	28/11				
Touchdowns	48	26				
Rushing	19	8				
Passing	28	16				
Returns	1	2				
Score By Periods	Q1	Q2	Q3	Q4	OT	Pts
Eagles	56	102	96	130	0	384
Opponents	63	60	55	44	0	222

Passing	Att	Cmp	Yds	Cmp%	Y/A	TD	TD%	Int	Int%	Lg	Sk/Lost	Rat
Jaworski	451	257	3529	57.0	7.82	27	6.0	12	2.7	56t	na	91.0
Pisarcik	22	15	187	68.2	8.50	0	0.0	0	0.0	46	na	94.3
Giammona	3	3	55	100.0	18.33	1	33.3	0	0.0	27	na	158.3
Montgomery	1	0	0	0.0	0.00	0	0.0	0	0.0	0	na	39.6
Eagles	477	275	3771	57.7	7.91	28	5.9	12	2.5	56t	33/247	92.1
Opponents	543	265	3180	48.8	5.86	16	2.9	25	4.6	86t	44/355	57.8

Scoring	TD	Ru	Pa	Rt	PAT	FG	2Pt	Pts
Franklin	0	0	0	0	48/48	16/31	0	96
Montgomery	10	8	2	0			0	60
Carmichael	9	0	9	0			0	54
Giammona	5	4	1	0			0	30
L.Harris	4	3	1	0			0	24
Krepfle	4	0	4	0			0	24
Campfield	3	1	2	0			0	18
C.Smith	3	0	3	0			0	18
Spagnola	3	0	3	0			0	18
Fitzkee	2	0	2	0			0	12
Harrington	1	1	0	0			0	6
Hogan	1	1	0	0			0	6
Jaworski	1	1	0	0			0	6
Parker	1	0	1	0			0	6
Robinson	1	0	0	1			0	6
Eagles	48	19	28	1	48/48	16/31	0	384
Opponents	26	8	16	2	24/26	14/26	0	222

Rushing	No.	Yds	Avg	Lg	TD
Montgomery	193	778	4.0	72t	8
Giammona	98	361	3.7	44	4
L.Harris	104	330	3.2	22	3
Harrington	32	166	5.2	19t	2
Campfield	44	120	2.7	19	1
Jaworski	27	95	3.5	19	1
Hogan	12	44	3.7	12	1
C.Smith	5	33	6.6	16	0
LeMaster	2	21	10.5	11	0
Fitzkee	1	15	15.0	15	0
Sciarra	3	11	3.7	9	0
Dixon	2	8	0.3	0	0
Culbreath	1	3	0.3	3	0
Pisarcik	3	-3	-1.0	-3	0
Eagles	528	1995	3.8	72t	20
Opponents	445	1603	3.6	37t	8

Receiving	No.	Yds	Avg	Lg	TD
Montgomery	50	407	8.1	46	2
Carmichael	48	815	17.0	56t	9
C.Smith	47	825	17.6	31	3
Krepfle	30	450	15.0	27	4
Campfield	26	275	10.6	50	2
Spagnola	18	193	10.7	20	3
Giammona	17	178	10.4	30	1
L.Harris	15	207	13.8	51	1
Parker	9	148	16.4	30	1
Fitzkee	6	169	28.2	45t	2
Henry	4	68	17.0	20	0
Harrington	3	24	8.0	17	0
Gilbert	1	7	7.0	7	0
Dixon	1	5	5.0	5	0
Eagles	275	3771	13.7	56t	28
Opponents	265	3180	12.0	86t	16

INTs	No.	Yds	Avg	Lg	TD
Wilson	6	79	13.2	41	0
Young	4	27	6.8	26	0
Edwards	3	12	4.0	9	0
Johnson	3	9	3.0	9	0
Robinson	2	13	6.5	13	0
Blackmore	2	0	0.0	0	0
Logan	1	16	16.0	16	0
Bergey	1	7	7.0	7	0
LeMaster	1	7	7.0	7	0
Hairston	1	0	0.0	0	0
Wilkes	1	0	0.0	0	0
Eagles	25	170	6.9	41	0
Opponents	12	220	18.3	70t	1

Sacks: Eagles 44.0, Opponents 33.0

Punting	No.	Yds	Avg	Net	TB	Lg	B
Runager	75	2947	39.3	33.7	na	58	1
Eagles	76	2947	38.8	33.7	na	58	1
Opponents	89	3673	41.3	33.2	na	62	na

Punt Returns	Ret	FC	Yds	Avg	Lg	TD
Sciarra	36	1	330	9.2	32	0
Henry	26	1	222	8.5	30	0
Giammona	1	0	8	8.0	8	0
Eagles	63	2	560	8.9	32	0
Opponents	35	9	224	6.4	21	0

Kickoff Returns	No.	Yds	Avg	Lg	TD
Campfield	26	540	20.8	33	0
Henry	7	154	22.0	39	0
Giammona	7	82	11.7	16	0
Harrington	6	104	17.3	30	0
Dixon	2	30	15.0	15	0
Montgomery	1	23	23.0	23	0
Blue	1	16	16.0	16	0
R.Baker	1	6	6.0	6	0
Clarke	1	0	0.0	0	0
Spagnola	1	0	0.0	0	0
Eagles	53	955	18.0	39	0
Opponents	69	1307	18.9	41	0

1979 EAGLES STATISTICS



SCHEDULE & RESULTS (11-5)

S-02	W	23-17	NY Giants	67,366
S-10	L	10-14	Atlanta	66,935
S-16	W	26-14	at New Orleans	54,212
S-23	W	17-13	at NY Giants	74,265
S-30	W	17-14	Pittsburgh	70,352
O-07	W	28-17	Washington	69,142
O-14	W	24-20	at St. Louis	48,367
O-21	L	7-17	at Washington	54,442
O-28	L	13-37	at Cincinnati	42,036
N-04	L	19-24	Cleveland	69,019
N-12	W	31-21	at Dallas	62,417
N-18	W	16-13	St. Louis	70,235
N-25	W	21-10	at Green Bay	50,023
D-02	W	44-7	Detroit	66,128
D-08	L	17-24	Dallas	71,434
D-16	W	26-20	at Houston	49,407
NFC WILD CARD				
D-23	W	27-17	Chicago	69,397
NFC DIVISIONAL PLAYOFF				
D-29	L	17-24	at Tampa Bay	71,402

TEAM STATS

	EAGLES	OPP
Total First Downs	292	273
Rushing	122	128
Passing	150	125
Penalty	20	20
3rd Down: Made/Att	na	na
3rd Down Pct.	na	na
4th Down: Made/Att	na	na
4th Down Pct.	na	na
Possession Avg.	na	na
Total Net Yards	5031	4745
Avg. Per Game	314.7	296.6
Total Plays	1011	1019
Avg. Per Play	5.0	4.7
Net Yards Rushing	2421	2271
Avg. Per Game	151.3	141.9
Total Rushes	567	515
Net Yards Passing	2610	2474
Avg. Per Game	163.4	154.6
Sacked/Yards Lost	34/272	45/324
Gross Yards	2882	2798
Att./Completions	410/209	459/243
Completion Pct.	51.0	52.9
Had Intercepted	13	22
Punts/Average	76/38.9	85/39.9
Net Punting Avg.	34.7	33.5
Penalties/Yards	90/689	86/641
Fumbles/Ball Lost	37/16	20/11
Touchdowns	39	34
Rushing	17	16
Passing	21	18
Returns	1	0

Score By Periods

	Q1	Q2	Q3	Q4	OT	Pts
Eagles	58	122	86	73	0	339
Opponents	53	67	52	110	0	282

Passing	Att	Cmp	Yds	Cmp%	Y/A	TD	TD%	Int	Int%	Lg	Sk/Lost	Rat
Jaworski	374	190	2669	50.8	7.14	18	4.8	12	3.2	53t	na	76.8
Walton	36	19	213	52.8	5.92	3	8.3	1	2.8	31	na	86.9
Eagles	410	209	2882	51.0	7.03	21	5.1	13	3.2	53t	34/272	77.7
Opponents	459	243	2798	52.9	6.10	18	3.9	23	5.0	78	45/324	63.8

Scoring	TD	Ru	Pa	Rt	PAT	FG	2Pt	Pts
Franklin	0	0	0	0	36/39	23/31	0	105
Montgomery	14	9	5	0			0	84
Carmichael	11	0	11	0			0	66
Campfield	3	3	0	1			0	24
Krepfle	3	0	3	0			0	18
Harris	2	2	0	0			0	12
Jaworski	2	2	0	0			0	12
Barnes	1	1	0	0			0	6
Fitzkee	1	0	1	0			0	6
Smith	1	0	1	0			0	6
Eagles	39	17	21	1	36/39	23/31	0	339
Opponents	34	16	18	0	33/34	15/23	0	282

Rushing	No.	Yds	Avg	Lg	TD
Montgomery	338	1512	4.5	62t	9
Harris	107	504	4.7	80	2
Campfield	30	165	5.5	40	3
Jaworski	43	119	2.8	21	2
Barnes	25	74	3.0	21	1
Giammona	15	38	2.5	9	0
LeMaster	1	15	15.0	15	0
Carmichael	1	0	0.0	0	0
Carr	1	-1	-1.0	-1	0
Walton	6	-5	-0.8	2	0
Eagles	567	2421	4.3	80	17
Opponents	515	2271	4.4	75	16

Receiving	No.	Yds	Avg	Lg	TD
Carmichael	52	872	16.8	50	11
Krepfle	41	760	18.5	45	3
Montgomery	41	494	12.0	53t	5
Smith	24	399	16.6	39	1
Harris	22	107	4.9	15	0
Campfield	16	115	7.2	17	0
Fitzkee	8	105	13.1	19	1
Spagnola	2	24	12.0	14	0
Barnes	1	6	6.0	6	0
Carr	1	2	2.0	2	0
McRae	1	-2	-2.0	-2	0
Eagles	209	2882	13.8	53t	21
Opponents	243	2798	11.5	78t	18

INTs	No.	Yds	Avg	Lg	TD
Wilson	4	70	17.5	50	0
Logan	3	57	19.0	35	0
Howard	3	34	11.3	34	0
Edwards	3	6	2.0	6	0
Sciarra	2	45	22.5	34	0
Chesley	2	39	19.5	25	0
Bunting	2	13	6.5	13	0
Wilkes	2	0	0.0	0	0
Bergey	1	0	0.0	0	0
Eagles	22	264	12.0	50	0
Opponents	13	132	10.2	23	0

Sacks: Eagles 45.0, Opponents 34.0

Punting	No.	Yds	Avg	Net	TB	Lg	B
Runager	74	2927	39.6	34.8	na	57	1
Franklin	1	32	32.0	32.0	na	32	0
Eagles	76	2959	38.9	34.7	na	57	1
Opponents	85	3392	39.9	33.5	na	62	na

Punt Returns	Ret	FC	Yds	Avg	Lg	TD
Henry	35	7	320	9.1	34	0
Sciarra	16	0	182	11.4	38	0
Giammona	5	0	42	8.4	14	0
Blackmore	1	1	0	0.0	0	0
Eagles	57	8	544	9.5	38	0
Opponents	34	10	200	5.9	24	0

Kickoff Returns	No.	Yds	Avg	Lg	TD
Henry	28	668	23.9	53	0
Giammona	15	294	19.6	31	0
Campfield	7	251	35.9	92t	1
Wilson	2	0	0.0	0	0
Barnes	1	23	23.0	23	0
Latimer	1	18	18.0	18	0
Montgomery	1	6	6.0	6	0
Smith	1	1	1.0	1	0
Eagles	56	1261	22.5	92t	1
Opponents	69	1267	18.4	38	0

1978 EAGLES STATISTICS



SCHEDULE & RESULTS (9-7)

S-03	L	14-16	LA Rams	64,721
S-10	L	30-35	at Washington	54,380
S-17	W	24-17	at New Orleans	49,242
S-24	W	17-3	Miami	62,998
O-01	W	17-14	at Baltimore	47,639
O-08	L	14-24	at New England	61,016
O-15	W	17-10	Washington	65,722
O-22	L	7-14	at Dallas	60,525
O-29	L	10-16	St. Louis	62,989
N-05	W	10-3	Green Bay	64,214
N-12	W	17-9	NY Jets	60,249
N-19	W	19-17	at NY Giants	70,318
N-26	W	14-10	at St. Louis	39,693
D-03	L	27-28	at Minnesota	38,722
D-10	L	13-31	Dallas	64,667
D-17	W	20-3	NY Giants	56,396
NFC WILD CARD				
D-24	L	13-14	at Atlanta	49,447

TEAM STATS

	EAGLES	OPP
Total First Downs	271	248
Rushing	143	92
Passing	112	136
Penalty	16	20
3rd Down: Made/Att	na	na
3rd Down Pct.	na	na
4th Down: Made/Att	na	na
4th Down Pct.	na	na
Possession Avg.	na	na
Total Net Yards	4653	4635
Avg. Per Game	290.8	289.7
Total Plays	1029	1000
Avg. Per Play	4.5	4.6
Net Yards Rushing	2456	1862
Avg. Per Game	153.5	116.4
Total Rushes	587	504
Net Yards Passing	2197	2773
Avg. Per Game	137.3	173.3
Sacked/Yards Lost	41/288	29/213
Gross Yards	2485	2986
Att./Completions	401/207	448/228
Completion Pct.	51.6	50.9
Had Intercepted	16	28
Punts/Average	92/36.8	83/39.1
Net Punting Avg.	30.8	31.7
Penalties/Yards	91/800	102/874
Fumbles/Ball Lost	37/22	40/22
Touchdowns	36	30
Rushing	16	11
Passing	16	17
Returns	4	2

Score By Periods

	Q1	Q2	Q3	Q4	OT	Pts
Eagles	41	84	36	109	0	270
Opponents	81	71	54	44	0	250

Passing	Att	Cmp	Yds	Cmp%	Y/A	TD	TD%	Int	Int%	Lg	Sk/Lost	Rat
Jaworski	398	206	2487	51.8	6.25	16	4.0	16	2.5	56t	41/288	67.9
Sciarra	1	0	0	0.0	0.00	0	0.0	0	0.0	--	0/0	39.6
Walton	1	0	0	0.0	0.00	0	0.0	0	0.0	--	0/0	39.6
Engles	1	1	-2	100.0	-2.00	0	0.0	0	0.0	-2	0/0	79.2
Eagles	401	207	2485	51.6	6.20	16	4.0	16	4.0	56t	41/288	67.6
Opponents	448	228	2986	50.9	6.67	17	3.8	28	6.3	58t	29/213	58.9

Scoring	TD	Ru	Pa	Rt	PAT	FG	2Pt	Pts
Montgomery	10	9	1	0			0	60
Carmichael	8	0	8	0			0	48
Mike-Mayer	0	0	0	0	21/24	8/17	0	45
Hogan	5	4	1	0			0	30
Krepfle	3	0	3	0			0	18
Sciarra	2	2	0	0			0	12
C.Smith	2	0	2	0			0	12
Michel	0	0	0	0	9/12	0/0	0	9
Barnes	1	1	0	0			0	6
Edwards	1	0	0	1			0	6
Henry	1	0	0	1			0	6
LeMaster	1	0	0	1			0	6
Payne	1	0	1	0			0	6
Sanders	1	0	0	1			0	6
Eagles	36	16	16	4	30/36	8/17	0	270
Opponents	30	11	17	2	28/30	14/26	0	250

Rushing	No.	Yds	Avg	Lg	TD
Montgomery	259	1220	4.7	47	9
Hogan	145	607	4.2	33	4
Campfield	61	247	4.1	50	0
Franklin	60	167	2.8	9	0
Jaworski	30	79	2.6	15	0
Betterson	11	32	2.9	5	0
LeMaster	2	29	14.5	23	0
Carmichael	1	21	21.0	21	0
Payne	1	17	17.0	17	0
Engles	1	16	16.0	16	0
Sciarra	8	11	1.4	4	2
Giammona	4	6	1.5	3	0
Barnes	1	4	4.0	4t	1
Walton	2	0	0.0	0	0
Michel	1	0	0.0	0	0
Eagles	587	2456	4.2	50	16
Opponents	504	1862	3.7	24	11

Receiving	No.	Yds	Avg	Lg	TD
Carmichael	55	1072	19.5	56t	8
Montgomery	34	195	5.7	23	1
Hogan	31	164	5.3	16	1
Krepfle	26	374	14.4	34t	3
Campfield	15	101	6.7	25	0
Payne	13	238	15.9	50	1
Osborne	13	145	11.2	48	0
Smith	11	142	12.9	27t	2
Franklin	7	46	6.6	15	0
Betterson	2	8	4.0	5	0
Eagles	207	2485	12.0	56t	16
Opponents	228	2986	13.1	58t	17

INTs	No.	Yds	Avg	Lg	TD
Edwards	7	59	8.4	25	0
Sanders	5	43	8.6	24	1
Bergey	4	70	17.5	50	0
LeMaster	3	22	7.3	9t	1
Howard	3	15	5.0	15	0
Logan	2	15	7.5	9	0
Sciarra	1	21	21.0	21	0
Hairston	1	12	12.0	12	0
Bunting	1	9	9.0	9	0
Mahalic	1	5	5.0	5	0
Eagles	28	271	9.7	50	2
Opponents	16	131	8.1	34	0

Sacks: Eagles 29.0, Opponents 41.0

Punting	No.	Yds	Avg	Net	TB	Lg	B
Michel	58	2078	35.8	30.9	na	52	0
Engles	33	1307	39.6	30.6	na	53	1
Eagles	92	3385	36.8	30.8	na	53	1
Opponents	83	3245	39.1	31.7	na	66	na

Punt Returns	Ret	FC	Yds	Avg	Lg	TD
Sciarra	37	9	251	6.8	23	0
Henry	11	1	165	15.0	15t	1
Giammona	0	1	0	0.0	0	0
Eagles	48	11	416	8.7	57t	1
Opponents	47	12	354	7.5	80t	1

Kickoff Returns	No.	Yds	Avg	Lg	TD
Campfield	18	368	20.4	31	0
Giammona	12	245	20.4	31	0
Betterson	7	185	26.4	44	0
Montgomery	6	154	25.7	34	0
Lusk	3	61	20.3	24	0
Henry	3	54	18.0	24	0
Tautolo	3	45	15.0	24	0
Barnes	2	22	11.0	18	0
Sciarra	1	0	0.0	0	0
Eagles	55	1134	20.6	44	0
Opponents	56	1154	20.6	41	0

1977 EAGLES STATISTICS



SCHEDULE & RESULTS (5-9)					
S-18	W	13-3	Tampa Bay	61,549	
S-25	L	0-20	at LA Rams	46,031	
O-02	L	13-17	at Detroit	57,236	
O-09	W	28-10	at NY Giants	48,824	
O-16	L	17-21	St. Louis	60,535	
O-23	L	10-16	Dallas	65,507	
O-30	L	17-23	at Washington	55,031	
N-06	W	28-7	New Orleans	53,482	
N-13	L	14-17	Washington	60,702	
N-20	L	16-21	at St. Louis	48,768	
N-27	L	6-14	at New England	57,893	
D-04	L	14-24	at Dallas	60,289	
D-11	W	17-14	NY Giants	47,731	
D-18	W	27-0	NY Jets	19,241	

TEAM STATS	EAGLES	OPP
Total First Downs	211	216
Rushing	98	95
Passing	100	106
Penalty	13	15
3rd Down: Made/Att	na	na
3rd Down Pct.	na	na
4th Down: Made/Att	na	na
4th Down Pct.	na	na
Possession Avg.	na	na
Total Net Yards	3575	3793
Avg. Per Game	255.4	270.9
Total Plays	880	925
Avg. Per Play	4.1	4.1
Net Yards Rushing	1719	1917
Avg. Per Game	122.7	136.9
Total Rushes	484	520
Net Yards Passing	1856	1876
Avg. Per Game	132.5	134.0
Sacked/Yards Lost	47/342	47/316
Gross Yards	2198	2192
Att./Completions	349/167	358/183
Completion Pct.	47.9	51.1
Had Intercepted	21	21
Punts/Average	95/36.5	91/38.7
Net Punting Avg.	32.8	31.0
Penalties/Yards	78/642	85/703
Fumbles/Ball Lost	30/16	26/13
Touchdowns	29	25
Rushing	10	10
Passing	18	14
Returns	1	1

Score By Periods	Q1	Q2	Q3	Q4	OT	Pts
Eagles	34	81	40	65	0	220
Opponents	42	64	43	58	0	207

Passing	Att	Cmp	Yds	Cmp%	Y/A	TD	TD%	Int	Int%	Lg	Sk/Lost	Rat
Jaworski	346	166	2183	48.0	6.31	18	5.2	21	6.1	55t	47/342	60.4
Gabriel	3	1	15	33.3	5.00	0	0.0	0	0.0	15	0/0	50.7
Eagles	349	167	2198	47.9	6.30	18	5.2	21	6.0	55t	47/342	60.3
Opponents	358	183	2192	51.1	6.12	14	3.9	21	5.9	80t	47/316	58.8

Scoring	TD	Ru	Pa	Rt	PAT	FG	2Pt	Pts
Carmichael	7	0	7	0			0	42
Jaworski	5	5	0	0			0	30
Muhlmann	0	0	0	0	17/19	3/8	0	26
Smith	4	0	4	0			0	24
Krepfle	3	0	3	0			0	18
Lusk	3	2	1	0			0	18
Mongomery	3	2	0	1			0	18
Mike-Mayer	0	0	0	0	7/7	3/3	0	16
Sullivan	2	0	2	0			0	12
Betterson	1	1	0	0			0	6
Hogan	1	0	1	0			0	6
Johansson	0	0	0	0	1/3	1/4	0	4
Eagles	29	10	18	1	25/29	7/15	0	220
Opponents	25	10	14	1	24/25	11/26	0	207

Rushing	No.	Yds	Avg	Lg	TD
Hogan	155	546	3.5	19	0
Sullivan	125	363	2.9	14	0
Betterson	62	233	3.8	17t	1
Lusk	52	229	4.4	70t	2
Montgomery	45	183	4.1	27t	2
Jaworski	40	124	3.1	44	5
LeMaster	1	30	30.0	30	0
Smith	2	13	6.5	8	0
Franklin	1	0	0.0	0	0
Henry	1	-2	-2.0	-2	0
Eagles	484	1719	3.6	70t	10
Opponents	520	1917	3.7	84t	10

Receiving	No.	Yds	Avg	Lg	TD
Carmichael	46	665	14.5	50t	7
Smith	33	464	14.1	32	4
Krepfle	27	530	19.6	55t	3
Sullivan	26	223	8.6	30	2
Hogan	19	118	6.2	51t	1
Lusk	5	102	20.4	36t	1
Betterson	4	41	10.3	15	0
Montgomery	3	18	6.0	8	0
Henry	2	16	8.0	14	0
Papale	1	15	15.0	15	0
Osborne	1	6	6.0	6	0
Eagles	167	2198	13.2	55t	18
Opponents	183	2192	11.9	80t	14

INTs	No.	Yds	Avg	Lg	TD
Sanders	6	122	20.3	45	0
Edwards	6	9	1.5	6	0
Logan	5	124	24.8	45	0
Outlaw	2	41	20.5	38	0
Bergey	2	4	2.0	4	0
Eagles	21	300	14.3	45	0
Opponents	21	256	12.1	41	0

Sacks: Eagles 47.0, Opponents 47.0

Punting	No.	Yds	Avg	Net	TB	Lg	B
Jones	93	3463	37.2	32.8	na	68	2
Eagles	95	3463	36.5	32.8	na	68	2
Opponents	91	3523	38.7	31.0	na	56	na

Punt Returns	Ret	FC	Yds	Avg	Lg	TD
Marshall	46	5	489	10.6	48	0
Henry	2	0	25	12.5	22	0
Mitchell	2	0	4	2.0	4	0
Eagles	50	5	518	10.4	48	0
Opponents	45	14	244	5.4	18	0

Kickoff Returns	No.	Yds	Avg	Lg	TD
Montgomery	23	619	26.9	99t	1
Marshall	20	455	22.8	44	0
Lusk	1	23	23.0	23	0
Betterson	1	13	13.0	13	0
Eagles	45	1110	24.7	99t	1
Opponents	47	940	20.0	43	0

1976 EAGLES STATISTICS



SCHEDULE & RESULTS (4-10)					
S-12	L	7-27	at Dallas	55,530	
S-19	W	20-7	NY Giants	60,643	
S-27	L	17-20	Washington (OT)	60,131	
O-03	W	14-13	at Atlanta	45,535	
O-10	L	14-33	St. Louis	44,933	
O-17	L	13-28	at Green Bay	55,398	
O-24	L	12-31	Minnesota	56,233	
O-31	W	10-0	at NY Giants	68,690	
N-07	L	14-17	at St. Louis	60,760	
N-14	L	3-24	at Cleveland	62,120	
N-21	L	7-26	Oakland	62,133	
N-28	L	0-24	at Washington	54,292	
D-05	L	7-26	Dallas	55,072	
D-12	W	27-10	Seattle	37,949	

TEAM STATS	EAGLES	OPP
Total First Downs	220	262
Rushing	109	113
Passing	91	129
Penalty	20	20
3rd Down: Made/Att	na	na
3rd Down Pct.	na	na
4th Down: Made/Att	na	na
4th Down Pct.	na	na
Possession Avg.	na	na
Total Net Yards	3572	4600
Avg. Per Game	255.1	328.6
Total Plays	915	954
Avg. Per Play	3.9	4.8
Net Yards Rushing	2080	2050
Avg. Per Game	148.6	146.4
Total Rushes	505	532
Net Yards Passing	1492	2550
Avg. Per Game	106.6	182.1
Sacked/Yards Lost	43/352	19/138
Gross Yards	1844	2688
Att./Completions	369/182	404/237
Completion Pct.	49.3	58.7
Had Intercepted	18	9
Punts/Average	97/35.5	86/37.9
Net Punting Avg.	29.9	31.1
Penalties/Yards	91/722	105/927
Fumbles/Ball Lost	33/14	31/15
Touchdowns	19	35
Rushing	8	16
Passing	11	17
Returns	0	2
Score By Periods	Q1 Q2 Q3 Q4 OT Pts	
Eagles	34 53 23 55 0	165
Opponents	41 100 69 73 3	286

Passing	Att	Cmp	Yds	Cmp%	Y/A	TD	TD%	Int	Int%	Lg	Sk/Lost	Rat
Boryla	246	123	1247	50.0	5.07	9	3.7	14	5.7	48	29/235	53.3
Gabriel	92	46	476	50.0	5.17	2	2.2	2	2.2	34	13/111	63.5
Walton	28	12	125	42.9	4.46	0	0.0	2	7.1	33	1/6	26.6
Carmichael	2	0	0	0.0	0.00	0	0.0	0	0.0	0	0/0	39.6
Jones	1	1	-4	100.0	-4.00	0	0.0	0	0.0	0	0/0	79.2
Eagles	369	182	1844	49.3	5.00	11	3.0	18	4.9	48	43/352	53.6
Opponents	404	237	2688	58.7	6.65	17	4.2	9	2.2	69	19/138	83.4

Scoring	TD	Ru	Pa	Rt	PAT	FG	2Pt	Pts
Muhlmann	0	0	0	0	18/19	11/16	0	51
Carmichael	5	0	5	0			0	30
C.Smith	5	1	4	0			0	30
Sullivan	3	2	1	0			0	18
Boryla	2	2	0	0			0	12
Hampton	1	1	0	0			0	6
Krepfle	1	0	1	0			0	6
Malone	1	1	0	0			0	6
Olds	1	1	0	0			0	6
Eagles	19	8	11	0	18/19	11/16	0	165
Opponents	35	16	17	2	33/35	13/23	0	286

Rushing	No.	Yds	Avg	Lg	TD
Hogan	123	561	4.6	32	0
Sullivan	99	399	4.0	26	2
Hampton	71	267	3.8	59	1
McAlister	68	265	3.9	20	0
Lusk	61	254	4.2	22	0
Boryla	29	166	5.7	22	2
Olds	36	120	3.3	8	1
C.Smith	9	25	2.8	14	1
Malone	2	14	7.0	15	1
Young	1	6	6.0	6	0
Gabriel	14	2	0.1	5	0
Walton	2	1	0.5	1	0
Eagles	515	2080	4.1	59	8
Opponents	532	2050	3.8	46	16

Receiving	No.	Yds	Avg	Lg	TD
Carmichael	42	503	12.0	24	5
Young	30	374	12.5	29	0
C.Smith	27	412	15.3	48t	4
Hogan	15	89	6.0	12	0
Sullivan	14	116	8.3	21	1
Lusk	13	119	9.2	42	0
McAlister	12	72	6.0	25	0
Hampton	12	57	4.8	19	0
Olds	9	29	3.2	14	0
Krepfle	6	80	13.3	17	1
Malone	1	-3	-3.0	-3	0
LeMaster	1	-4	-4.0	-4	0
Eagles	182	1794	10.1	48t	11
Opponents	237	2688	11.3	69	17

INTs	No.	Yds	Avg	Lg	TD
Bradley	2	63	31.5	52	0
Bergey	2	48	24.0	37	0
Outlaw	2	19	9.5	19	0
Logan	1	38	38.0	38	0
Ehlers	1	27	27.0	27	0
Clark	1	0	0.0	0	0
Eagles	9	195	21.7	52	0
Opponents	18	189	10.5	37	1

Sacks: Eagles 19.0, Opponents 43.0

Punting	No.	Yds	Avg	Net	TB	Lg	B
Jones	94	3445	36.6	29.9	na	57	3
Eagles	97	3445	35.5	29.9	na	57	3
Opponents	86	3260	37.9	31.1	na	58	na

Punt Returns	Ret	FC	Yds	Avg	Lg	TD
Marshall	27	9	290	10.7	29	0
Bradley	9	5	64	7.1	23	0
Clark	4	0	57	14.3	24	0
Burke	1	0	14	14.0	14	0
Eagles	41	14	425	10.4	29	0
Opponents	53	10	405	7.6	55	0

Kickoff Returns	No.	Yds	Avg	Lg	TD
Marshall	30	651	21.7	41	0
McAlister	9	172	19.1	28	0
Lusk	7	155	22.1	27	0
Sullivan	5	108	21.6	26	0
Hampton	3	46	15.3	23	0
Olds	1	11	11.0	11	0
Ehlers	1	8	8.0	8	0
C.Smith	1	3	3.0	3	0
Bleamer	1	0	0.0	0	0
Eagles	58	1154	19.8	41	0
Opponents	44	902	20.5	53	0

1975 EAGLES STATISTICS



SCHEDULE & RESULTS (4-10)

S-21	L	14-23	NY Giants	60,798
S-28	L	13-15	at Chicago	54,392
O-05	W	26-10	Washington	64,397
O-12	L	16-24	at Miami	60,127
O-19	L	20-31	at St. Louis	45,242
O-26	L	17-20	Dallas	64,889
N-03	L	3-42	LA Rams	64,601
N-09	L	23-24	St. Louis	60,277
N-16	W	13-10	at NY Giants	53,434
N-23	L	17-27	at Dallas	57,893
N-30	W	27-17	San Francisco	56,694
D-07	L	0-31	Cincinnati	56,984
D-14	L	10-25	at Denver	37,080
D-21	W	26-3	at Washington	49,385

TEAM STATS

	EAGLES	OPP
Total First Downs	237	275
Rushing	84	130
Passing	134	123
Penalty	19	22
3rd Down: Made/Att	na	na
3rd Down Pct.	na	na
4th Down: Made/Att	na	na
4th Down Pct.	na	na
Possession Avg.	na	na
Total Net Yards	4142	4771
Avg. Per Game	295.9	340.8
Total Plays	949	970
Avg. Per Play	4.4	4.9
Net Yards Rushing	1702	2233
Avg. Per Game	121.6	159.5
Total Rushes	461	529
Net Yards Passing	2440	2538
Avg. Per Game	174.3	181.3
Sacked/Yards Lost	30/200	17/120
Gross Yards	2640	2658
Att./Completions	458/238	424/226
Completion Pct.	52.0	53.3
Had Intercepted	23	26
Punts/Average	83/38.9	65/37.0
Net Punting Avg.	na	na
Penalties/Yards	81/744	96/769
Fumbles/Ball Lost	29/12	30/18
Touchdowns	24	36
Rushing	3	20
Passing	19	13
Returns	2	3

Score By Periods

	Q1	Q2	Q3	Q4	OT	Pts
Eagles	52	66	33	74	0	225
Opponents	43	108	50	101	0	302

Passing	Att	Cmp	Yds	Cmp%	Y/A	TD	TD%	Int	Int%	Lg	Sk/Lost	Rat
Gabriel	292	151	1644	51.7	5.63	13	4.5	11	3.8	62t	18/131	67.8
Boryla	166	87	996	52.4	6.00	6	3.6	12	7.2	46	12/69	52.7
Eagles	458	238	2640	52.0	5.76	19	4.1	23	5.0	62t	30/200	62.3
Opponents	424	226	2658	53.3	6.27	13	3.1	26	6.1	66t	17/120	57.3

Scoring	TD	Ru	Pa	Rt	PAT	FG	2Pt	Pts
Muhlmann	0	0	0	0	21/24	20/29	0	81
Carmichael	7	0	7	0			0	42
C.Smith	6	0	6	0			0	36
McAlister	3	1	2	0			0	18
Young	3	0	3	0			0	18
James	2	1	1	0			0	12
Gabriel	1	1	0	0			0	6
Lavender	1	0	0	1			0	6
LeMaster	1	0	0	1			0	6
Eagles	24	3	19	2	21/24	20/29	0	225
Opponents	36	20	13	3	32/36	18/27	0	302

Rushing	No.	Yds	Avg	Lg	TD
Sullivan	173	632	3.7	28	0
McAlister	103	335	3.3	18	1
Malone	101	325	3.2	18	0
James	43	196	4.6	51	1
Smith	9	85	9.4	36	0
Gabriel	13	70	5.4	39	1
Boryla	8	33	4.1	11	0
Tarver	7	20	2.8	9	0
Carmichael	1	6	6.0	6	0
Young	2	1	0.5	3	0
S.Jones	1	-1	-1.0	-1	0
Eagles	461	1702	3.7	51	3
Opponents	529	2233	4.2	32	20

Receiving	No.	Yds	Avg	Lg	TD
Young	49	659	13.4	47	3
Carmichael	49	639	13.0	62t	7
C.Smith	37	515	13.9	46	6
James	32	267	8.3	47t	1
Sullivan	28	276	9.9	35	0
Malone	20	120	6.0	15	0
McAlister	17	134	7.8	39t	2
Tarver	5	14	2.8	8	0
Krepfle	1	16	16.0	16	0
Eagles	238	2640	11.1	62t	19
Opponents	226	2658	11.8	66t	13

INTs	No.	Yds	Avg	Lg	TD
Bradley	5	56	11.2	20	0
Outlaw	5	23	4.6	23	0
LeMaster	4	133	33.3	89t	1
Parker	4	15	3.8	11	0
Lavender	3	59	19.7	36t	1
Bergey	3	48	16.0	20	0
Bunting	1	6	6.0	6	0
Logan	1	4	4.0	4	0
Eagles	26	344	13.2	89t	2
Opponents	23	411	17.9	76t	2

Sacks: Eagles 17.0, Opponents 30.0

Punting	No.	Yds	Avg	Net	TB	Lg	B
S.Jones	68	2742	40.3	na	na	64	0
Kersey	15	489	32.6	na	na	50	0
Eagles	83	3231	38.9	na	na	64	0
Opponents	65	2406	37.0	na	na	54	0

Punt Returns	Ret	FC	Yds	Avg	Lg	TD
Marshall	23	2	235	10.2	39	0
Morgan	8	0	60	7.5	13	0
Bradley	4	3	4	1.0	6	0
Eagles	35	5	299	8.5	39	0
Opponents	58	6	530	9.1	51	1

Kickoff Returns	No.	Yds	Avg	Lg	TD
Marshall	22	557	25.3	33	0
James	13	311	23.9	38	0
McAlister	12	278	23.2	42	0
Morgan	7	170	24.3	33	0
Sullivan	3	42	14.0	23	0
Opperman	1	15	15.0	15	0
Sisemore	1	15	15.0	15	0
Eagles	59	1388	23.5	42	0
Opponents	51	1149	22.5	50	0

1974 EAGLES STATISTICS



SCHEDULE & RESULTS (7-7)				
S-15	L	3-7	at St. Louis	40,322
S-23	W	13-10	Dallas	64,088
S-29	W	30-10	Baltimore	64,205
O-06	W	13-7	at San Diego	36,124
O-13	W	35-7	NY Giants	64,801
O-20	L	24-31	at Dallas	43,586
O-27	L	10-14	at New Orleans	64,257
N-03	L	0-27	at Pittsburgh	47,996
N-10	L	20-27	Washington	65,947
N-17	L	3-13	St. Louis	61,982
N-24	L	7-26	at Washington	54,395
D-01	W	36-14	Green Bay	42,030
D-08	W	20-7	at NY Giants	46,889
D-15	W	28-17	Detroit	57,157

TEAM STATS	EAGLES	OPP
Total First Downs	244	248
Rushing	79	105
Passing	141	129
Penalty	24	14
3rd Down: Made/Att	na	na
3rd Down Pct.	na	na
4th Down: Made/Att	na	na
4th Down Pct.	na	na
Possession Avg.	na	na
Total Net Yards	3597	4270
Avg. Per Game	256.9	305.0
Total Plays	917	922
Avg. Per Play	3.9	4.6
Net Yards Rushing	1385	1797
Avg. Per Game	98.9	128.3
Total Rushes	415	460
Net Yards Passing	2212	2473
Avg. Per Game	158.0	176.6
Sacked/Yards Lost	42/319	28/211
Gross Yards	2531	2684
Att./Completions	461/258	434/230
Completion Pct.	55.9	52.9
Had Intercepted	17	18
Punts/Average	84/36.0	73/39.0
Net Punting Avg.	na	na
Penalties/Yards	76/722	86/722
Fumbles/Ball Lost	32/12	36/16
Touchdowns	31	26
Rushing	13	14
Passing	14	9
Returns	4	3

Score By Periods	Q1	Q2	Q3	Q4	OT	Pts
Eagles	49	88	75	30	0	242
Opponents	34	65	65	53	0	217

Passing	Att	Cmp	Yds	Cmp%	Y/A	TD	TD%	Int	Int%	Lg	Sk/Lost	Rat
Gabriel	338	193	1867	57.1	5.52	9	2.7	12	3.6	64t	35/259	66.8
Boryla	102	60	580	58.8	5.69	5	4.9	3	2.9	29	4/39	78.9
Reaves	20	5	84	25.0	4.20	0	0.0	2	10.0	29	3/21	5.0
Eagles	460	258	2531	56.1	5.50	14	3.0	17	3.7	64t	42/319	66.5
Opponents	434	230	2684	53.0	6.18	9	2.1	18	4.1	57	28/211	61.6

Scoring	TD	Ru	Pa	Rt	PAT	FG	2Pt	Pts	INTs	No.	Yds	Avg	Lg	TD
Sullivan	12	11	1	0			0	72	Bergey	5	57	11.4	27	0
Dempsey	0	0	0	0	26/30	10/16	0	56	Bunting	2	23	11.5	12	0
Carmichael	8	0	8	0			0	48	Outlaw	2	22	11.0	22	0
Young	3	0	3	0			0	18	Bradley	2	19	9.5	10	0
James	2	2	0	0			0	12	Zabel	2	12	6.0	7	0
Lavender	2	0	0	2			0	12	Logan	2	2	1.0	2	0
Zimmerman	2	0	2	0			0	12	Lavender	1	37	37.0	37t	1
Dunstan	1	0	0	1			0	6	Patton	1	4	4.0	4	0
Wynn	1	0	0	1			0	6	Halverson	1	0	0.0	0	0
Eagles	31	13	14	4	26/30	10/16	0	242	Eagles	18	176	9.8	37t	1
Opponents	26	14	9	3	25/26	12/25	0	217	Opponents	17	362	21.3	54	1

Rushing No. Yds Avg Lg TD Sacks: Eagles 28.0, Opponents 42.0

Punting	No.	Yds	Avg	Net	TB	Lg	B
Sullivan	244	760	3.1	28t	11		
James	67	276	4.1	15	2		
Bulaich	50	152	3.0	13	0		
Gabriel	14	76	5.4	11	0		
Young	6	38	6.3	14	0		
Bailey	10	32	3.2	11	0		
Boryla	6	25	4.2	11	0		
Oliver	7	19	2.7	7	0		
Reaves	1	8	8.0	8	0		
Jackson	7	3	0.4	2	0		
Eagles	412	1389	3.3	28t	13		
Opponents	460	1797	3.9	34	14		

Punt Returns	Ret	FC	Yds	Avg	Lg	TD
Bradley	22	5	248	11.3	22	0
Marshall	8	0	72	9.0	21	0
C.Smith	4	0	7	1.8	11	0
Reeves	3	0	12	4.0	9	0
Eagles	37	5	339	9.2	22	0
Opponents	37	14	252	6.8	19	0

Receiving	No.	Yds	Avg	Lg	TD	Kickoff Returns	No.	Yds	Avg	Lg	TD
Young	63	696	11.0	29	3	Marshall	16	412	25.8	44	0
Carmichael	56	649	11.6	39	8	Jackson	14	339	24.2	52	0
Sullivan	39	312	8.0	23	1	James	12	238	19.8	29	0
James	33	230	6.9	34	0	Kramer	2	39	19.5	23	0
Zimmerman	30	368	12.3	64t	2	Kirksey	1	19	19.0	19	0
Bulaich	28	204	7.2	26	0	Bailey	1	14	14.0	14	0
Bailey	6	27	4.5	15	0	Chesson	1	1	1.0	1	0
Jackson	2	17	8.5	9	0	Zimmerman	1	0	0.0	0	0
C.Smith	1	28	28.0	28	0	Eagles	48	1062	22.1	52	0
Eagles	258	2531	9.8	64t	14	Opponents	46	1030	22.4	102t	1
Opponents	230	2684	11.6	57	9						

1973 EAGLES STATISTICS



SCHEDULE & RESULTS (5-8-1)

S-16	L	23-34	St. Louis	61,103
S-23	T	23-23	at NY Giants	62,289
S-30	L	7-28	Washington	64,147
O-07	L	26-27	at Buffalo	72,364
O-14	W	27-24	at St. Louis	44,400
O-21	L	21-28	at Minnesota	47,478
O-28	W	30-16	Dallas	63,300
N-04	W	24-23	New England	65,070
N-11	L	27-44	Atlanta	63,114
N-18	L	10-31	at Dallas	59,375
N-25	W	20-16	NY Giants	63,086
D-02	L	28-38	at San Francisco	51,155
D-09	W	24-23	NY Jets	34,621
D-16	L	20-38	at Washington	49,484

TEAM STATS

	EAGLES	OPP
Total First Downs	267	286
Rushing	103	136
Passing	147	135
Penalty	17	15
3rd Down: Made/Att	na	na
3rd Down Pct.	na	na
4th Down: Made/Att	na	na
4th Down Pct.	na	na
Possession Avg.	na	na
Total Net Yards	4798	5062
Avg. Per Game	342.1	361.2
Total Plays	930	903
Avg. Per Play	5.1	5.6
Net Yards Rushing	1791	2423
Avg. Per Game	127.9	172.7
Total Rushes	417	512
Net Yards Passing	2998	2639
Avg. Per Game	214.1	188.5
Sacked/Yards Lost	34/238	21/150
Gross Yards	3236	2789
Att./Completions	479/275	370/219
Completion Pct.	57.4	59.2
Had Intercepted	13	15
Punts/Average	64/40.8	49/39.9
Net Punting Avg.	na	na
Penalties/Yards	61/566	73/692
Fumbles/Ball Lost	41/15	31/15
Touchdowns	34	47
Rushing	9	22
Passing	23	22
Returns	2	3

Score By Periods

	Q1	Q2	Q3	Q4	OT	Pts
Eagles	55	77	103	75	0	310
Opponents	90	121	61	121	0	393

Passing	Att	Cmp	Yds	Cmp%	Y/A	TD	TD%	Int	Int%	Lg	Sk/Lost	Rat
Gabriel	460	270	3219	58.7	7.00	23	5.0	12	2.6	80t	31/219	85.9
Reaves	19	5	17	26.3	8.95	0	0.0	1	5.3	6	3/19	17.7
Eagles	479	275	3236	57.4	6.76	23	4.8	13	2.7	80t	34/238	82.8
Opponents	370	219	2789	59.2	7.54	22	5.9	15	4.1	65t	21/150	85.7

Scoring	TD	Ru	Pa	Rt	PAT	FG	2Pt	Pts
Dempsey	0	0	0	0	34/34	24/40	0	106
Carmichael	9	0	9	0			0	54
Young	7	1	6	0			0	42
Sullivan	5	4	1	0			0	30
Bulaich	4	1	3	0			0	24
Zimmerman	3	0	3	0			0	18
Bailey	1	0	1	0			0	6
Bouggess	1	1	0	0			0	6
Gabriel	1	1	0	0			0	6
James	1	1	0	0			0	6
Outlaw	1	0	0	1			0	6
Wynn	1	0	0	1			0	6
Eagles	34	9	23	2	34/34	24/40	0	310
Opponents	47	22	22	3	45/47	22/40	0	393

Rushing	No.	Yds	Avg	Lg	TD
Sullivan	217	968	4.5	37	4
Bulaich	106	436	4.1	20	1
James	36	178	4.9	24	1
Bailey	20	91	4.5	15	0
Carmichael	3	42	14.0	23	0
Bouggess	15	34	2.3	11	1
Young	4	24	6.0	17t	1
Gabriel	12	10	0.8	5	1
Oliver	1	6	6.0	6	0
Reaves	2	2	1.0	3	0
Bradley	1	0	0.0	0	0
Eagles	417	1791	4.3	37	9
Opponents	512	2423	4.7	54	22

Receiving	No.	Yds	Avg	Lg	TD
Carmichael	67	1116	16.6	73	9
Young	55	854	15.5	80t	6
Sullivan	50	322	6.4	29	1
Bulaich	42	403	9.6	80t	3
Zimmerman	22	220	10.0	30t	3
James	17	94	5.5	13	0
Bailey	10	80	8.0	19	1
Hawkins	6	114	19.0	37	0
Bouggess	4	18	4.5	6	0
Oliver	1	9	9.0	9	0
Davis	1	6	6.0	6	0
Eagles	275	3236	11.8	80t	23
Opponents	219	2789	12.7	65t	22

INTs	No.	Yds	Avg	Lg	TD
Logan	5	38	7.6	30	0
Bradley	4	21	5.2	18	0
Outlaw	2	48	24.0	45t	1
Zabel	2	13	6.5	7	0
Sodaski	1	0	0.0	0	0
Wirgowski	1	0	0.0	0	0
Eagles	15	120	8.0	45t	1
Opponents	13	287	22.1	56	1

Sacks: Eagles 21.0, Opponents 34.0

Punting	No.	Yds	Avg	Net	TB	Lg	B
McNeill	46	1881	40.9	na	na	66	0
Bradley	18	735	40.8	na	na	61	0
Eagles	64	2616	40.8	na	na	66	0
Opponents	49	1957	39.9	na	na	62	0

Punt Returns	Ret	FC	Yds	Avg	Lg	TD
Bradley	8	12	106	13.3	43	0
Alexander	5	5	10	2.0	5	0
Davis	2	0	0	0.0	4	0
Eagles	15	17	116	7.7	43	0
Opponents	35	16	376	10.7	57	0

Kickoff Returns	No.	Yds	Avg	Lg	TD
James	16	413	25.8	36	0
Sullivan	12	280	23.3	32	0
Nelson	11	264	24.0	53	0
Davis	10	236	23.6	28	0
Alexander	9	189	21.0	25	0
Coleman	2	24	12.0	19	0
Bailey	2	18	9.0	18	0
Oliver	1	17	17.0	17	0
Eagles	63	1441	22.9	53	0
Opponents	55	1246	22.6	101t	1

1972 EAGLES STATISTICS



SCHEDULE & RESULTS (2-11-1)				
S-17	L	6-28	at Dallas	58,850
S-24	L	17-27	Cleveland	65,720
O-02	L	12-27	NY Giants	65,720
O-08	L	0-14	at Washington	53,039
O-15	L	3-34	LA Rams	65,720
O-22	W	21-20	at Kansas City	78,389
O-29	L	3-21	at New Orleans	65,664
N-05	T	6-6	St. Louis	65,720
N-12	W	18-17	at Houston	34,175
N-19	L	7-28	Dallas	65,720
N-26	L	10-62	at NY Giants	62,586
D-03	L	7-23	Washington	65,720
D-10	L	12-21	Chicago	65,720
D-17	L	23-24	at St. Louis	34,827

TEAM STATS	EAGLES	OPP
Total First Downs	201	268
Rushing	78	137
Passing	110	117
Penalty	13	14
3rd Down: Made/Att	na	na
3rd Down Pct.	na	na
4th Down: Made/Att	na	na
4th Down Pct.	na	na
Possession Avg.	na	na
Total Net Yards	3463	4738
Avg. Per Game	247.4	338.5
Total Plays	826	878
Avg. Per Play	4.2	5.4
Net Yards Rushing	1393	2266
Avg. Per Game	99.5	161.9
Total Rushes	398	543
Net Yards Passing	2070	2472
Avg. Per Game	147.9	176.6
Sacked/Yards Lost	53/457	17/143
Gross Yards	2527	2615
Att./Completions	375/184	318/175
Completion Pct.	49.1	55.0
Had Intercepted	20	19
Punts/Average	63/40.3	54/40.5
Net Punting Avg.	na	na
Penalties/Yards	76/690	72/637
Fumbles/Ball Lost	35/18	29/8
Touchdowns	12	43
Rushing	2	22
Passing	10	20
Returns	0	1

Score By Periods	Q1	Q2	Q3	Q4	OT	Pts
Eagles	46	56	16	27	0	145
Opponents	60	108	100	84	0	352

Passing	Att	Cmp	Yds	Cmp%	Y/A	TD	TD%	Int	Int%	Lg	Sk/Lost	Rat
Reaves	224	108	1508	48.2	6.73	7	3.1	12	5.4	77	38/322	58.4
Liske	138	71	973	51.5	7.05	3	2.2	7	5.1	67	11/107	60.4
Arrington	13	5	46	38.5	3.54	0	0.0	1	7.7	16	4/28	16.8
Eagles	375	184	2527	49.1	6.74	10	2.7	20	5.3	77	53/457	57.7
Opponents	318	175	2615	55.0	8.22	20	6.3	19	6.0	65	17/143	78.3

Scoring	TD	Ru	Pa	Rt	PAT	FG	2Pt	Pts
Dempsey	0	0	0	0	11/12	20/35	0	71
Jackson	4	0	4	0			0	24
Carmichael	2	0	2	0			0	12
Hawkins	1	0	1	0			0	6
Kramer	1	0	1	0			0	6
James	1	0	1	0			0	6
Reaves	1	1	0	0			0	6
Walik	1	0	1	0			0	6
Watkins	1	1	0	0			0	6
Bunting/ Coleman (s)	0	0	0	0			0	2

Eagles	12	2	10	0	11/12	20/35	0	145
Opponents	43	22	20	1	42/43	16/25	0	352

Rushing	No.	Yds	Avg	Lg	TD
James	182	565	3.1	22	0
Baker	90	322	3.6	14	0
Watkins	67	262	3.9	28	1
Reaves	18	109	6.3	16	1
Jackson	9	76	8.4	34	0
Bailey	7	22	3.1	5	0
Liske	7	20	2.9	9	0
Sullivan	13	13	1.0	4	0
Crowe	1	2	2.0	2	0
Arrington	1	2	2.0	2	0
Hawkins	3	0	0.0	12	0
Eagles	398	1393	3.5	34	2
Opponents	543	2266	4.2	43	22

Receiving	No.	Yds	Avg	Lg	TD
Jackson	62	1048	16.9	77	4
Hawkins	30	512	17.1	67	1
Carmichael	20	276	13.8	54	2
James	20	156	7.8	35	1
Baker	16	114	7.1	14	0
Kramer	11	17	16.0	29	1
Ballman	9	183	20.3	43	0
Watkins	6	-2	-0.3	4	0
Bailey	5	32	6.4	9	0
Sullivan	4	17	4.3	7	0
Walik	1	15	15.0	15t	1
Eagles	184	2527	13.8	77	10
Opponents	175	2615	14.9	65	20

INTs	No.	Yds	Avg	Lg	TD
Bradley	9	73	8.1	21	0
Ramsey	3	14	4.7	10	0
Porter	2	10	5.0	7	0
Keyes	2	0	0.0	0	0
Bunting	1	45	45.0	45	0
Allen	1	15	15.0	15	0
Absher	1	7	7.0	7	0
Eagles	19	158	17.6	33	0
Opponents	18	319	17.7	70t	2

Sacks: Eagles 17.0, Opponents 53.0

Punting	No.	Yds	Avg	Net	TB	Lg	B
Bradley	56	2250	40.2	na	na	60	0
McNeill	7	290	41.4	na	na	51	0
Eagles	63	2540	40.3	na	na	60	0
Opponents	54	2189	40.5	na	na	67	2

Punt Returns	Ret	FC	Yds	Avg	Lg	TD
Bradley	22	7	155	7.0	60	0
Walik	3	1	4	1.3	10	0
Winfield	1	0	12	12.0	12	0
Gibbs	1	0	8	8.0	8	0
Eagles	27	8	179	6.6	60	0
Opponents	26	28	137	5.3	48	0

Kickoff Returns	No.	Yds	Avg	Lg	TD
Nelson	25	728	29.1	78	0
Walik	21	466	22.2	35	0
Sullivan	3	72	24.0	34	0
Gibbs	3	61	20.3	23	0
Winfield	3	9	3.0	9	0
Bradley	1	20	20.0	20	0
Pettigrew	1	17	17.0	17	0
Bailey	1	2	2.0	2	0
Overmyer	1	0	0.0	0	0
Eagles	59	1339	22.7	78	0
Opponents	41	886	21.6	48	0

1971 EAGLES STATISTICS



SCHEDULE & RESULTS (6-7-1)

S-19	L	14-37	at Cincinnati	55,880
S-26	L	7-42	Dallas	65,358
O-03	L	3-31	San Francisco	65,358
O-10	L	0-13	Minnesota	65,358
O-17	L	10-34	at Oakland	54,615
O-24	W	23-7	NY Giants	65,358
O-31	W	17-16	Denver	65,358
N-07	T	7-7	at Washington	53,041
N-14	L	7-20	at Dallas	60,178
N-21	W	37-20	at St. Louis	48,658
N-28	L	13-20	Washington	65,358
D-05	W	23-20	at Detroit	54,418
D-12	W	19-7	St. Louis	65,358
D-19	W	41-28	at NY Giants	62,774

TEAM STATS

	EAGLES	OPP
Total First Downs	201	251
Rushing	65	104
Passing	119	129
Penalty	17	18
3rd Down: Made/Att	na	na
3rd Down Pct.	na	na
4th Down: Made/Att	na	na
4th Down Pct.	na	na
Possession Avg.	na	na
Total Net Yards	3571	4622
Avg. Per Game	255.1	330.1
Total Plays	823	889
Avg. Per Play	4.3	5.2
Net Yards Rushing	1248	1962
Avg. Per Game	89.1	140.1
Total Rushes	407	450
Net Yards Passing	2323	2660
Avg. Per Game	165.9	190.0
Sacked/Yards Lost	26/229	32/311
Gross Yards	2552	2971
Att./Completions	534/282	407/220
Completion Pct.	51.3	54.1
Had Intercepted	20	22
Punts/Average	75/41.9	57/40.4
Net Punting Avg.	na	na
Penalties/Yards	81/838	94/908
Fumbles/Ball Lost	21/15	34/25
Touchdowns	24	36
Rushing	6	16
Passing	13	16
Returns	5	4

Score By Periods

	Q1	Q2	Q3	Q4	OT	Pts
Eagles	51	66	42	62	0	221
Opponents	16	113	77	96	0	302

Passing	Att	Cmp	Yds	Cmp%	Y/A	TD	TD%	Int	Int%	Lg	Sk/Lost	Rat
Liske	269	143	1957	53.2	7.28	11	4.1	15	5.6	69t	13/134	67.1
Arrington	118	55	576	46.6	4.88	2	1.7	5	4.2	65	13/95	49.3
Bull	1	1	15	100.0	15.00	0	0.0	0	0.0	15	0/0	118.8
Ward	1	1	4	100.0	4.00	0	0.0	0	0.0	4	0/0	83.3
A.Davis	1	0	0	0.0	0.00	0	0.0	0	0.0	0	0/0	39.6
Eagles	390	200	2552	51.3	6.54	13	3.3	20	5.1	69t	26/229	61.8
Opponents	407	220	2971	54.1	7.30	16	3.9	22	5.4	90t	32/311	68.1

Scoring	TD	Ru	Pa	Rt	PAT	FG	2Pt	Pts
Dempsey	0	0	0	0	13/14	12/17	0	49
Hawkins	5	0	4	1			0	30
Feller	0	0	0	0	10/10	6/20	0	28
Bougness	3	2	1	0			0	18
Jackson	3	0	3	0			0	18
Nelson	2	0	0	2			0	12
Zabel	2	0	2	0			0	12
Bailey	1	1	0	0			0	6
Bull	1	0	1	0			0	6
A.Davis	1	1	0	0			0	6
Hobbs	1	0	0	1			0	6
Kramer	1	0	1	0			0	6
Liske	1	1	0	0			0	6
S.Smith	1	0	0	1			0	6
Watkins	1	1	0	0			0	6
Woodeshick	1	0	1	0			0	6
Eagles	24	6	13	5	23/24	18/37	0	221
Opponents	36	16	16	4	35/36	17/30	0	302

Rushing	No.	Yds	Avg	Lg	TD
Bull	94	351	3.7	39	0
Bougness	97	262	2.7	26	2
Woodeshick	66	188	2.8	19	0
A.Davis	47	163	3.5	21	1
Watkins	35	98	2.8	11	1
Baker	17	49	2.9	13	0
Jackson	5	41	8.2	18	0
Bailey	23	41	1.8	7	1
Liske	13	29	1.9	9	1
Arrington	5	23	4.6	11	0
Hawkins	4	8	2.0	10	0
Zabel	1	-5	-5.0	-5	0
Eagles	407	1248	3.1	39	6
Opponents	450	1962	4.3	68t	16

Receiving	No.	Yds	Avg	Lg	TD
Jackson	47	716	15.2	69t	3
Hawkins	37	650	17.6	65	4
Bougness	24	170	7.1	27	1
Carmichael	20	288	14.4	50	0
Ballman	13	238	18.3	57	0
A.Davis	11	46	4.2	12	0
Bull	9	75	8.3	15	1
Hill	7	92	13.1	35	0
Bailey	7	55	7.9	24	0
Kramer	6	65	10.8	17	1
Watkins	6	40	6.7	10	0
Woodeshick	6	36	6.0	11	1
Baker	4	36	9.0	14	0
Zabel	2	4	2.0	3t	2
Whalen	1	41	41.0	41	0
Eagles	200	2552	12.8	69t	13
Opponents	220	2971	13.5	90t	16

INTs	No.	Yds	Avg	Lg	TD
Bradley	11	248	22.5	51	0
Keyes	6	31	5.2	17	0
Nelson	2	63	31.5	44	1
Rossovich	1	24	24.0	24	0
Hultz	1	4	4.0	4	0
Zabel	1	4	4.0	4	0
Eagles	22	374	17.0	51	1
Opponents	20	359	12.9	46	1

Sacks: Eagles 32.0, Opponents 26.0

Punting	No.	Yds	Avg	Net	TB	Lg	B
McNeil	73	3063	42.0	na	na	64	1
Bradley	2	76	38.0	na	na	45	0
Eagles	75	3139	41.9	na	na	64	1
Opponents	57	2308	40.4	na	na	57	1

Punt Returns	Ret	FC	Yds	Avg	Lg	TD
Bradley	18	11	118	6.6	33	0
Walik	5	4	50	10.0	50	0
Hawkins	1	0	6	6.0	6	0
Eagles	24	15	174	7.2	50	0
Opponents	40	11	372	9.3	36	0

Kickoff Returns	No.	Yds	Avg	Lg	TD
Nelson	13	358	27.5	51	0
Walik	14	369	26.4	52	0
Thrower	12	299	24.9	45	0
Pettigrew	2	37	28.5	21	0
Jackson	2	48	24.0	28	0
A.Davis	2	44	22.0	25	0
Harris	2	28	14.0	21	0
Kramer	1	0	0.0	0	0
Zabel	1	0	0.0	0	0
Eagles	49	1183	24.1	52	0
Opponents	48	1103	22.9	103t	1

1970 EAGLES STATISTICS



SCHEDULE & RESULTS (3-10-1)					
S-20	L	7-17	Dallas	59,728	
S-27	L	16-20	at Chicago	53,643	
O-04	L	21-33	Washington	60,658	
O-11	L	23-30	at NY Giants	62,820	
O-18	L	20-35	St. Louis	59,002	
O-25	L	17-30	at Green Bay (Mil)	48,022	
N-01	L	17-21	at Dallas	55,736	
N-08	W	24-17	Miami	58,171	
N-15	T	13-13	Atlanta	55,425	
N-23	W	23-20	NY Giants	59,117	
N-29	L	14-23	at St. Louis	46,581	
D-06	L	10-29	at Baltimore	60,240	
D-13	L	6-24	at Washington	50,415	
D-20	W	30-20	Pittsburgh	55,252	

TEAM STATS	EAGLES	OPP
Total First Downs	229	213
Rushing	81	102
Passing	126	95
Penalty	22	16
3rd Down: Made/Att	na	na
3rd Down Pct.	na	na
4th Down: Made/Att	na	na
4th Down Pct.	na	na
Possession Avg.	na	na
Total Net Yards	3990	3953
Avg. Per Game	285.0	282.4
Total Plays	883	1019
Avg. Per Play	4.5	4.9
Net Yards Rushing	1539	2064
Avg. Per Game	109.9	147.4
Total Rushes	450	457
Net Yards Passing	2451	1889
Avg. Per Game	175.1	134.9
Sacked/Yards Lost	23/200	34/287
Gross Yards	2651	2176
Att./Completions	410/218	313/161
Completion Pct.	53.2	51.4
Had Intercepted	23	10
Punts/Average	71/36.5	61/39.4
Net Punting Avg.	na	na
Penalties/Yards	73/779	90/991
Fumbles/Ball Lost	26/16	25/18
Touchdowns	29	36
Rushing	11	16
Passing	16	16
Returns	2	4

Score By Periods	Q1	Q2	Q3	Q4	OT	Pts
Eagles	45	75	55	66	0	241
Opponents	70	126	73	63	0	332

Passing	Att	Cmp	Yds	Cmp%	Y/A	TD	TD%	Int	Int%	Lg	Sk/Lost	Rat
Snead	335	181	2323	42.2	6.93	15	4.5	20	6.0	79t	21/181	66.1
Arrington	73	37	328	50.7	4.49	1	1.4	3	4.1	23	2/19	50.5
Ballman	1	0	0	0.0	0.00	0	0.0	0	0.0	0	0/0	39.6
Bouggess	1	0	0	0.0	0.00	0	0.0	0	0.0	0	0/0	39.6
Eagles	410	218	2651	53.2	6.47	16	3.9	23	5.6	79t	23/200	63.0
Opponents	313	161	2176	51.4	6.95	16	5.1	10	3.2	na	34/287	77.6

Scoring	TD	Ru	Pa	Rt	PAT	FG	2Pt	Pts
Moseley	0	0	0	0	25/28	14/25	0	67
Jackson	5	0	5	0			0	30
Bouggess	4	2	2	0			0	24
Hawkins	4	0	4	0			0	24
Ballman	3	0	3	0			0	18
Snead	3	3	0	0			0	18
Pinder	2	2	0	0			0	12
Woodeshick	2	2	0	0			0	12
Arrington	1	1	0	0			0	6
Dirks	1	0	0	1			0	6
Hill	1	0	1	0			0	6
Preese	1	0	0	1			0	6
Watkins	1	1	0	0			0	6
Zabel	1	0	1	0			0	6
Eagles	29	11	16	2	25/28	14/25	0	241
Opponents	36	16	16	4	na	27/na	na	332

Rushing	No.	Yds	Avg	Lg	TD
Pinder	166	657	3.9	40t	2
Bouggess	159	401	2.5	20t	2
Woodeshick	52	254	4.9	57t	2
Watkins	32	96	3.0	11	1
H.Jones	13	44	3.4	16	0
Snead	18	35	1.9	16	3
Arrington	4	33	8.0	15	1
Bradley	1	14	14.0	14	0
Keyes	2	7	3.5	5	0
Hawkins	2	3	1.5	4	0
Jackson	1	-5	-5.0	-5	0
Eagles	450	1539	3.4	57t	11
Opponents	457	2064	4.5	na	16

Receiving	No.	Yds	Avg	Lg	TD
Bouggess	50	401	8.0	34	2
Ballman	47	601	12.8	26	3
Jackson	41	613	14.9	79t	5
Hawkins	30	612	20.4	78t	4
Pinder	28	249	8.8	27	0
Zabel	8	119	14.8	25	1
Woodeshick	6	28	4.7	10	0
H.Jones	3	12	12.0	12	0
Hill	3	10	3.3	9	1
Watkins	3	6	2.0	5	0
Walik	1	0	0.0	0	0
Eagles	218	2651	12.2	79t	16
Opponents	161	2176	13.5	na	16

INTs	No.	Yds	Avg	Lg	TD
Nelson	2	45	22.5	45	0
Preece	2	19	9.5	19	0
Young	2	19	9.5	13	0
R.Jones	2	17	8.5	17	0
Hayes	1	2	2.0	2	0
Ramsey	1	0	0.0	0	0
Eagles	10	102	10.2	45	0
Opponents	23	na	na	na	na

Sacks: Eagles 34.0, Opponents 23.0

Punting	No.	Yds	Avg	Net	TB	Lg	B
Bradley	61	2244	36.8	na	na	57	0
Moseley	10	350	35.0	na	na	56	0
Eagles	71	2594	36.5	na	na	57	0
Opponents	61	2403	39.4	na	na	na	na

Punt Returns	Ret	FC	Yds	Avg	Lg	TD
Walik	20	8	78	3.9	16	0
Hawkins	10	2	16	1.6	8	0
Hayes	2	0	6	3.0	6	0
Eagles	32	10	100	3.1	16	0
Opponents	22	na	163	7.4	na	na

Kickoff Returns	No.	Yds	Avg	Lg	TD
Walik	32	805	25.2	82	0
Nelson	10	187	18.7	27	0
R.Jones	8	120	15.0	30	0
Hayes	6	107	17.8	23	0
Rossovich	1	22	22.0	22	0
Pettigrew	1	11	11.0	11	0
Hawkins	1	0	0.0	0	0
Eagles	59	1252	21.2	82	0
Opponents	50	1030	20.6	na	na

1969 EAGLES STATISTICS



SCHEDULE & RESULTS (4-9-1)					
S-21	L	20-27	Cleveland	60,658	
S-28	W	41-27	Pittsburgh	60,658	
O-05	L	7-38	Dallas	60,658	
O-13	L	20-24	at Baltimore	56,864	
O-19	L	14-49	at Dallas	71,509	
O-26	W	13-10	New Orleans	60,658	
N-02	W	23-20	at NY Giants	62,912	
N-09	T	28-28	at Washington	50,502	
N-16	L	17-23	LA Rams	60,658	
N-23	W	34-30	at St. Louis	45,512	
N-30	L	17-26	at New Orleans	72,805	
D-07	L	29-34	Washington	60,658	
D-14	L	3-27	Atlanta	60,658	
D-21	L	13-14	at San Francisco	25,391	

TEAM STATS	EAGLES	OPP
Total First Downs	231	268
Rushing	83	111
Passing	132	136
Penalty	16	21
3rd Down: Made/Att	na	na
3rd Down Pct.	na	na
4th Down: Made/Att	na	na
4th Down Pct.	na	na
Possession Avg.	na	na
Total Net Yards	4345	4978
Avg. Per Game	310.4	355.6
Total Plays	882	936
Avg. Per Play	4.9	5.3
Net Yards Rushing	1563	1909
Avg. Per Game	111.6	136.4
Total Rushes	395	467
Net Yards Passing	2782	3069
Avg. Per Game	198.7	219.2
Sacked/Yards Lost	29/240	25/181
Gross Yards	3022	3250
Att./Completions	458/216	444/243
Completion Pct.	47.2	54.7
Had Intercepted	28	15
Punts/Average	74/39.8	69/40.9
Net Punting Avg.	na/na	na/na
Penalties/Yards	80/843	79/950
Fumbles/Ball Lost	18/11	31/14
Touchdowns	33	44
Rushing	10	15
Passing	20	23
Returns	3	6
Score By Periods	Q1 Q2 Q3 Q4 OT Pts	
Eagles	43 90 61 85	0 279
Opponents	87 77 114 99	0 377

Passing	Att	Cmp	Yds	Cmp%	Y/A	TD	TD%	Int	Int%	Lg	Sk/Lost	Rat
Snead	379	190	2768	50.1	7.30	19	5.0	23	6.1	80t	21/170	65.7
Mira	76	25	240	32.9	3.16	1	1.3	5	6.6	35	8/70	19.6
Keyes	2	1	14	50.0	7.00	0	0.0	0	0.0	14	0/0	72.9
Bradley	1	0	0	0.0	0.00	0	0.0	0	0.0	--	0/0	39.6
Eagles	458	216	3022	47.2	6.60	20	4.4	28	6.1	80t	29/240	58.0
Opponents	444	243	3250	54.7	7.32	23	5.2	15	3.4	71t	25/181	81.4

Scoring	TD	Ru	Pa	Rt	PAT	FG	2Pt	Pts	INTs	No.	Yds	Avg	Lg	TD
Baker	0	0	0	0	31/31	16/30	0	79	Scarpati	4	54	13.5	34t	1
Jackson	9	0	9	0			0	54	Nelson	3	10	3.3	10	0
Hawkins	8	0	8	0			0	48	Ramsey	2	26	13.0	26t	1
Woodeshick	4	4	0	0			0	24	Lloyd	2	22	11.0	14	0
Keyes	3	3	0	0			0	18	Bradley	1	56	56.0	56t	1
Ballman	2	0	2	0			0	12	Colman TM	1	11	11.0	11	0
Snead	2	2	0	0			0	12	Cross	1	0	0.0	0	0
Bradley	1	0	0	1			0	6	Young	1	0	0.0	0	0
Hill	1	0	1	0			0	6	Eagles	15	179	11.9	56t	3
Pinder	1	1	0	0			0	6	Opponents	28	343	12.3	38	3
Ramsey	1	0	0	1			0	6						
Scarpati	1	0	0	1			0	6						
Tom (s)	0	0	0	0			0	2						
Eagles	33	10	20	3	31/31	16/30	0	279						
Opponents	44	15	23	6	44/44	23/37	0	377						

Rushing	No.	Yds	Avg	Lg	TD
Woodeshick	186	831	4.5	21	4
Keyes	121	361	3.0	28	3
Pinder	60	309	5.2	50	1
Blye	8	25	3.1	11	0
Mira	3	16	5.3	6	0
Jackson	2	10	5.0	6	0
Wilson	4	7	1.8	4	0
Bradley	1	5	5.0	5	0
Snead	8	2	0.3	5t	2
Jones	1	0	0.0	0	0
Hawkins	1	-3	-3.0	-3	0
Eagles	395	1563	4.0	50	10
Opponents	467	1909	4.1	53t	15

Receiving	No.	Yds	Avg	Lg	TD
Jackson	65	1116	17.2	65t	9
Hawkins	43	761	17.7	58	8
Ballman	31	492	15.9	80t	2
Keyes	29	276	9.5	35	0
Woodeshick	22	177	8.0	15	0
Pinder	12	77	6.4	20	0
Hill	6	64	10.7	23	1
Hughes	3	29	9.7	15	0
Blye	2	-6	-3.0	1	0
Brown	1	20	20.0	20	0
Lawrence	1	10	10.0	10	0
Wilson	1	6	6.0	6	0
Eagles	216	3022	14.0	80t	20
Opponents	243	3250	13.4	71t	23

INTs	No.	Yds	Avg	Lg	TD
Scarpati	4	54	13.5	34t	1
Nelson	3	10	3.3	10	0
Ramsey	2	26	13.0	26t	1
Lloyd	2	22	11.0	14	0
Bradley	1	56	56.0	56t	1
Colman TM	1	11	11.0	11	0
Cross	1	0	0.0	0	0
Young	1	0	0.0	0	0
Eagles	15	179	11.9	56t	3
Opponents	28	343	12.3	38	3

Sacks: Eagles 25.0, Opponents 29.0

Punting	No.	Yds	Avg	Net	TB	Lg	B
Bradley	74	2942	39.8	na	na	60	0
Eagles	74	2942	39.8	na	na	60	0
Opponents	69	2819	40.9	na	na	55	2

Punt Returns	Ret	FC	Yds	Avg	Lg	TD
Bradley	28	5	181	6.5	37	0
Scarpati	4	1	6	1.5	2	0
Lawrence	2	2	26	13.0	18	0
Hawkins	1	2	6	6.0	6	0
Hughes	1	0	0	0.0	0	0
Eagles	36	10	219	6.1	37	0
Opponents	21	24	93	4.4	30	0

Kickoff Returns	No.	Yds	Avg	Lg	TD
Bradley	21	467	22.2	42	0
Blye	19	370	19.5	35	0
Keyes	9	200	22.2	34	0
Lawrence	5	97	19.4	24	0
Pinder	4	56	14.0	19	0
Nelson	3	63	21.0	27	0
Graham	2	5	2.5	5	0
Eagles	63	1258	20.0	42	0
Opponents	51	1043	20.5	54	0

Field Goals	1-19	20-29	30-39	40-49	50+
Baker	4/6	2/3	4/6	6/13	0/2
Eagles	4/6	2/3	4/6	6/13	0/2
Opponents	7/9	6/7	5/9	5/9	0/3

Baker: (19N,45N) (44N,35G,41G) (42B) (24G,18G) (52N) (34N,47N,45N,12G,40G) (45G,32G,38G) (28N) (44G) (50N,15G,40G) (30G) (39N,19G,47G) (20G) (19N, 46N,47N)
Opponents: (22G,37G) (36G,15G) (47N,14G) (37N, 32B,20G) (53N,17N) (18N,22G) (40G,33G) () (49N,42N, 19G,39G,16G) (19G,46G,46G) (27N,56N,37N,27G,40G, 26G,17G) (39N,12G,43G) (47N,28G,30G) (51N)

1968 EAGLES STATISTICS



SCHEDULE & RESULTS (2-12)					
S-15	L	13-30	at Green Bay	50,861	
S-22	L	25-34	NY Giants	60,858	
S-29	L	13-45	Dallas	60,858	
O-06	L	14-17	at Washington	50,816	
O-13	L	14-34	at Dallas	72,083	
O-20	L	16-29	Chicago	60,858	
O-27	L	3-6	at Pittsburgh	26,908	
N-03	L	17-45	St. Louis	59,208	
N-10	L	10-16	Washington	59,133	
N-17	L	6-7	at NY Giants	62,896	
N-24	L	13-47	at Cleveland	62,338	
N-28	W	12-0	at Detroit	47,909	
D-08	W	29-17	New Orleans	57,128	
D-15	L	17-24	Minnesota	54,530	

TEAM STATS	EAGLES	OPP				
Total First Downs	197	256				
Rushing	78	128				
Passing	100	111				
Penalty	19	17				
3rd Down: Made/Att	na	na				
3rd Down Pct.	na	na				
4th Down: Made/Att	na	na				
4th Down Pct.	na	na				
Possession Avg.	na	na				
Total Net Yards	3561	4514				
Avg. Per Game	254.4	322.4				
Total Plays	775	863				
Avg. Per Play	4.6	5.2				
Net Yards Rushing	1411	2141				
Avg. Per Game	100.8	152.9				
Total Rushes	369	515				
Net Yards Passing	2150	2373				
Avg. Per Game	153.6	169.5				
Sacked/Yards Lost	26/207	21/184				
Gross Yards	2357	2557				
Att./Completions	380/194	327/182				
Completion Pct.	51.1	55.7				
Had Intercepted	29	13				
Punts/Average	60/41.3	55/38.9				
Net Punting Avg.	na/na	na/na				
Penalties/Yards	63/666	75/828				
Fumbles/Ball Lost	19/13	18/7				
Touchdowns	21	40				
Rushing	3	18				
Passing	16	20				
Returns	2	2				
Score By Periods	Q1	Q2	Q3	Q4	OT	Pts
Eagles	27	71	32	72	0	202
Opponents	62	98	92	99	0	351

Passing	Att	Cmp	Yds	Cmp%	Y/A	TD	TD%	Int	Int%	Lg	Sk/Lost	Rat
Snead	291	152	1655	52.2	5.69	11	3.8	21	7.2	55t	20/154	51.8
K.Hill TM	71	33	531	46.5	7.48	3	4.2	6	8.5	92t	4/36	50.9
Huarte	15	7	110	46.7	7.33	1	6.7	2	13.3	48	2/17	54.2
Scarpati	2	1	3	50.0	1.50	0	0.0	0	0.0	3	0/0	56.3
Baker	1	1	58	100.0	58.00	1	100.0	0	0.0	58t	0/0	158.3
Eagles	380	194	2357	51.1	6.20	16	4.2	29	7.6	92t	26/207	52.7
Opponents	327	182	2557	55.7	7.82	20	6.1	13	4.0	87	21/184	84.9

Scoring	TD	Ru	Pa	Rt	PAT	FG	2Pt	Pts	INTs	No.	Yds	Avg	Lg	TD
Baker	0	0	0	0	17/21	19/30	0	74	Nelson	3	7	2.3	7	0
Hawkins	5	0	5	0			0	30	Scarpati	2	22	11.0	17	0
Ballman	4	0	4	0			0	24	Ramsey	2	0	0.0	0	0
F.Hill	3	0	3	0			0	18	Wells	2	0	0.0	0	0
Woodeshick	3	3	0	0			0	18	Beisler	1	12	12.0	12	0
Ditka	2	0	2	0			0	12	Haymond	1	10	10.0	10	0
Haymond	2	0	0	2			0	12	Medved	1	0	0.0	0	0
Lang	1	0	1	0			0	6	Peters	1	0	0.0	0	0
Mallory	1	0	1	0			0	6	Eagles	13	51	3.9	17	0
Conjar (s)	0	0	0	0			0	2	Opponents	29	408	14.1	96t	2
Eagles	21	3	16	2	17/21	19/30	0	202						
Opponents	40	18	20	2	39/39	24/35	0	351						

Sacks: Eagles 21.0, Opponents 26.0

Rushing	No.	Yds	Avg	Lg	TD	Punting	No.	Yds	Avg	Net	TB	Lg	B
Woodeshick	217	947	4.4	54t	3	Baker	55	2248	40.9	na	na	57	0
Lang	69	235	3.4	17	0	Duncan	5	228	45.6	na	na	55	0
Pinder	40	117	2.9	21	0	Eagles	60	2476	41.3	na	na	57	0
Ballman	1	30	30.0	30	0	Opponents	55	2141	38.9	na	na	60	0
Snead	9	27	3.0	9	0								
Jones	22	24	1.1	10	0	Punt Returns	Ret	FC	Yds	Avg	Lg	TD	
Conjar	8	21	2.6	6	0	Haymond	15	6	201	13.4	54t	1	
Huarte	2	9	4.5	11	0	Scarpati	5	1	17	3.4	7	0	
K.Hill TM	1	1	1.0	1	0	Mallory	4	3	46	11.5	28	0	
Eagles	369	1411	3.8	54t	3	Hawkins	0	1	0	0.0	0	0	
Opponents	515	2141	4.2	42	18	Eagles	24	11	264	11.0	54t	1	

Receiving	No.	Yds	Avg	Lg	TD	Kickoff Returns	No.	Yds	Avg	Lg	TD	
Hawkins	42	707	16.8	92t	5	Haymond	28	677	24.2	98t	1	
Woodeshick	36	328	9.1	55	0	Hawkins	12	254	21.2	46	0	
F.Hill	30	370	12.3	31t	3	Nelson	11	308	28.0	69	0	
Ballman	30	341	11.4	55t	4	Mallory	6	94	15.7	23	0	
Lang	17	147	8.6	25	1	Rossovich	2	20	10.0	11	0	
Pinder	16	166	10.4	48	0	Graham	1	8	8.0	8	0	
Ditka	13	111	8.5	18	2	Jones	1	18	18.0	18	0	
Jones	5	87	17.4	48	0	Eagles	61	1379	22.6	98t	1	
Hughes	3	39	13.0	18	0	Opponents	45	1030	22.9	75	0	
Mallory	1	58	58.0	58t	1							
Baker	1	3	3.0	3	0	Field Goals	1-19	20-29	30-39	40-49	50+	
Eagles	194	2357	12.1	92t	16	Baker	7/8	4/5	7/12	1/5	0/0	
Opponents	182	2557	14.0	87	20	Eagles	7/8	4/5	7/12	1/5	0/0	
						Opponents	8/8	10/11	5/7	1/7	0/2	

Baker: (27G,17G) () (23G,13G) (45N) (47N) (30G,37G,44G) (47N,44N,38N,38G) (39N,12G) (32N,20N,37G) (33N,19G,19G) (34N,18G,25G) (36G,18G,32G,35G) (18N) (25G)

Opponents: (17G,22G,35G) (20G,30G) (26G) (24G) (35N,26G,21G) (39G,31G,28G,15G,14G) (22N,40B,34G,15G) (51N,47G) (47N,15G,25G, 9G) (47N,47N) (34N,28G,26G) () (49N,10G) (48N,51N,17G)

1967 EAGLES STATISTICS



SCHEDULE & RESULTS (6-7-1)

S-17	W	35-24	Washington	60,709
S-24	L	6-38	Baltimore	60,755
O-01	W	34-24	Pittsburgh	60,335
O-08	W	38-7	at Atlanta	53,868
O-15	L	27-28	San Francisco	60,825
O-22	L	14-48	at St. Louis	46,562
O-29	W	21-14	Dallas	60,740
N-05	L	24-31	at New Orleans	59,596
N-12	L	17-33	at LA Rams	57,628
N-19	W	48-21	New Orleans	60,751
N-26	L	7-44	at NY Giants	63,027
D-03	T	35-35	at Washington	50,451
D-10	L	17-38	at Dallas	55,834
D-17	W	28-24	Cleveland	60,658

TEAM STATS

	EAGLES	OPP
Total First Downs	239	286
Rushing	69	105
Passing	146	161
Penalty	24	20
3rd Down: Made/Att	na	na
3rd Down Pct.	na	na
4th Down: Made/Att	na	na
4th Down Pct.	na	na
Possession Avg.	na	na
Total Net Yards	4344	4972
Avg. Per Game	310.3	355.1
Total Plays	822	937
Avg. Per Play	5.3	5.3
Net Yards Rushing	1250	1741
Avg. Per Game	89.3	124.4
Total Rushes	328	434
Net Yards Passing	3094	3231
Avg. Per Game	221.0	230.8
Sacked/Yards Lost	49/369	23/151
Gross Yards	3463	3382
Att./Completions	445/244	480/255
Completion Pct.	54.8	53.1
Had Intercepted	24	21
Punts/Average	61/38.3	50/38.8
Net Punting Avg.	na/na	na/na
Penalties/Yards	77/830	67/715
Fumbles/Ball Lost	22/16	28/14
Touchdowns	45	52
Rushing	12	16
Passing	30	29
Returns	3	7

Score By Periods	Q1	Q2	Q3	Q4	OT	Pts
Eagles	82	120	66	83	0	351
Opponents	71	141	96	101	0	409

Passing	Att	Cmp	Yds	Cmp%	Y/A	TD	TD%	Int	Int%	Lg	Sk/Lost	Rat
Snead	434	240	3399	55.3	7.83	29	6.7	24	5.5	87t	48/351	80.0
K.Hill	7	2	33	28.6	4.71	1	14.3	0	0.0	18	0/0	86.3
Dial	3	1	5	33.3	1.67	0	0.0	0	0.0	5	1/18	42.4
Lang	1	1	26	100.0	26.00	0	0.0	0	0.0	26	0/0	118.8
Eagles	445	244	3463	54.8	7.78	30	6.7	24	5.4	87t	49/369	80.2
Opponents	480	255	3382	53.1	7.05	29	6.0	21	4.4	96	23/151	77.6

Scoring	TD	Ru	Pa	Rt	PAT	FG	2Pt	Pts	INTs	No.	Yds	Avg	Lg	TD
Baker	0	0	0	0	45/45	12/19	0	81	Scarpati	4	99	24.8	67t	1
Hawkins	10	0	10	0			0	60	Nettles	4	52	13.0	34	0
Woodeshick	10	6	4	0			0	60	F.Brown	2	29	14.5	17	0
Ballman	7	1	6	0			0	42	Medved	2	23	11.5	23	0
Lang	5	2	3	0			0	30	Martin	2	8	4.0	8	0
Kelly	4	0	4	0			0	24	Kelley	1	18	18.0	18	0
T.Brown	2	1	1	0			0	12	Wells	1	17	17.0	17	0
Ditka	2	0	2	0			0	12	Hultz	1	16	16.0	16t	1
Snead	2	2	0	0			0	12	Shann	1	8	8.0	8	0
Hultz	1	0	0	1			0	6	Peters	1	3	3.0	3	0
Nettles	1	0	0	1			0	6	Lloyd	1	1	1.0	1	0
Scarpati	1	0	0	1			0	6	Morgan	1	0	0.0	0	0
Eagles	45	12	30	3	45/45	12/19	0	351	Eagles	21	274	13.0	67t	2
Opponents	52	16	29	7	52/52	15/32	0	409	Opponents	24	429	17.9	69t	3

Rushing	No.	Yds	Avg	Lg	TD
Woodeshick	155	670	4.3	41	6
Lang	101	336	3.3	21	2
T.Brown	53	179	3.4	13t	1
Snead	9	30	3.3	21	2
Ballman	1	17	17.0	17t	1
Jones	8	17	2.1	6	0
Goodwin	1	1	1.0	1	0
Eagles	328	1250	3.8	41	12
Opponents	434	1741	4.0	45	16

Receiving	No.	Yds	Avg	Lg	TD
Hawkins	59	1265	21.4	87t	10
Ballman	36	524	14.6	67t	6
Woodeshick	34	391	11.5	43t	4
Ditka	26	274	10.5	25	2
Lang	26	201	7.7	19	3
T.Brown	22	202	9.2	41	1
Kelly	21	345	16.4	59	4
F.Hill	9	144	16.0	57	0
Goodwin	6	65	10.8	23	0
Jones	3	32	10.7	23	0
Wilson	2	20	10.0	12	0
Eagles	244	3463	14.2	87t	30
Opponents	255	3382	13.3	96	29

Sacks: Eagles 23.0, Opponents 49.0

Punting	No.	Yds	Avg	Net	TB	Lg	B
Baker	61	2335	38.3	na	na	53	1
Eagles	61	2335	38.3	na	na	53	1
Opponents	50	1941	38.8	na	na	53	1

Punt Returns	Ret	FC	Yds	Avg	Lg	TD
Martin	20	4	128	6.4	30	0
Hughes	3	0	11	3.7	11	0
Shann	3	2	17	5.7	8	0
Lince	1	0	0	0.0	0	0
Reed	1	0	0	0.0	0	0
Scarpati	1	2	2	2.0	2	0
Medved	0	1	0	0.0	0	0
Eagles	29	9	158	5.4	30	0
Opponents	33	14	130	3.9	26	0

Kickoff Returns	No.	Yds	Avg	Lg	TD
T.Brown	13	301	23.2	41	0
Hawkins	10	250	25.0	46	0
Hughes	7	126	18.0	23	0
Wilson	7	150	21.4	33	0
Shann	6	133	22.2	42	0
Reed	5	111	22.2	31	0
Lince	3	46	15.3	22	0
Ballman	2	43	21.5	27	0
Jones	2	32	16.0	17	0
Beisler	1	0	0.0	0	0
F.Brown	1	17	17.0	17	0
Gray	1	30	30.0	30	0
Kelley	1	0	0.0	0	0
Medved	1	7	7.0	7	0
Ramsey	1	0	0.0	0	0
Vasys	1	0	0.0	0	0
Eagles	62	1246	20.1	46	0
Opponents	59	1466	24.8	96t	2

Field Goals	1-19	20-29	30-39	40-49	50+
Baker	2/2	2/3	7/9	1/4	0/1
Eagles	2/2	2/3	7/9	1/4	0/1
Opponents	4/8	4/7	4/9	2/6	1/2

Baker: () (9G,35G) (36G,35G) (46N,45N,34G) (54N, 32G,33G) () (37B) (41G) (37B, 9G) (21G,37G) () (45N) (25G) (27B)

Opponents: (15N,37N,19B,25B,30G) (37N,52G) (52N, 43N,24G) (36N) (45N) (32G,47G) (9B) (33N,12G) (21G, 12G,27G,31G) (20N) (17G,15G,40G) (47N,29N,36N) (19N,22G) (41N,32G)

1966 EAGLES STATISTICS



SCHEDULE & RESULTS (9-5)				
S-11	L	13-16	at St. Louis	39,066
S-18	W	23-10	Atlanta	54,049
S-25	W	35-17	NY Giants	60,177
O-02	L	10-41	St. Louis	59,305
O-09	L	7-56	at Dallas	69,372
O-16	W	31-14	at Pittsburgh	28,233
O-23	W	31-3	at NY Giants	63,018
O-30	L	13-27	Washington	60,652
N-06	W	24-23	Dallas	60,658
N-13	L	7-27	at Cleveland	77,968
N-20	W	35-34	at San Francisco	31,993
D-04	W	27-23	Pittsburgh	54,275
D-11	W	33-21	Cleveland	58,074
D-18	W	37-28	at Washington	50,405
PLAYOFF BOWL (at Miami)				
J-08	L	14-20	Baltimore	58,088

TEAM STATS	EAGLES	OPP
Total First Downs	231	249
Rushing	112	90
Passing	104	139
Penalty	15	20
3rd Down: Made/Att	na	na
3rd Down Pct.	na	na
4th Down: Made/Att	na	na
4th Down Pct.	na	na
Possession Avg.	na	na
Total Net Yards	3759	4370
Avg. Per Game	268.5	312.1
Total Plays	891	870
Avg. Per Play	4.2	5.0
Net Yards Rushing	1859	1693
Avg. Per Game	132.8	120.9
Total Rushes	478	390
Net Yards Passing	1900	2677
Avg. Per Game	135.7	191.2
Sacked/Yards Lost	35/259	34/287
Gross Yards	2159	2964
Att./Completions	378/179	446/226
Completion Pct.	47.4	50.7
Had Intercepted	22	20
Punts/Average	65/39.8	60/39.9
Net Punting Avg.	na/na	na/na
Penalties/Yards	63/666	63/703
Fumbles/Ball Lost	32/17	30/15
Touchdowns	39	40
Rushing	19	13
Passing	14	23
Returns	6	4

Score By Periods	Q1	Q2	Q3	Q4	OT	Pts
Eagles	39	137	45	105	0	326
Opponents	68	91	85	96	0	340

Passing	Att	Cmp	Yds	Cmp%	Y/A	TD	TD%	Int	Int%	Lg	Sk/Lost	Rat
Snead	226	103	1275	45.6	5.64	8	3.5	11	4.9	48	25/190	55.1
K.Hill	97	53	571	54.6	5.89	5	5.2	7	7.2	30	6/42	59.3
Concannon	51	21	262	41.2	5.14	1	2.0	4	7.8	44t	3/22	31.7
Lang	3	2	51	66.7	17.00	0	0.0	0	0.0	36	0/0	109.7
Gros	1	0	0	0.0	0.00	0	0.0	0	0.0	0	1/5	39.6
Eagles	378	179	2159	47.4	5.71	14	3.7	22	5.8	48	35/259	53.4
Opponents	446	226	2964	50.7	6.65	23	5.2	20	4.5	58	34/287	70.5

Scoring	TD	Ru	Pa	Rt	PAT	FG	2Pt	Pts	INTs	No.	Yds	Avg	Lg	TD		
Baker	0	0	0	0	38/39	18/25	0	92	Scarpati	8	182	22.8	32	0		
Gros	9	7	2	0			0	54	Nettles	3	57	19.0	34t	1		
T.Brown	8	3	3	2			0	48	Lloyd	3	46	15.3	24	0		
Retzlaff	6	0	6	0			0	36	Martin	1	47	47.0	47	0		
Woodeshick	5	4	1	0			0	30	Wells	1	8	8.0	8	0		
Concannon	2	2	0	0			0	12	Morgan	1	5	5.0	5	0		
Matson	2	1	1	0			0	12	Nelson	1	0	0.0	0	0		
Goodwin	1	0	1	0			0	6	Ramsey	1	0	0.0	0	0		
Lang	1	1	0	0			0	6	Whittingham	1	0	0.0	0	0		
Martin	1	0	0	1			0	6	Eagles	20	345	17.3	47	1		
Nelson	1	0	0	1			0	6	Opponents	22	380	17.3	91t	3		
Nettles	1	0	0	1			0	6	Sacks: Eagles 34.0, Opponents 35.0							
Snead	1	1	0	0			0	6	Punting	No.	Yds	Avg	Net	TB	Lg	B
Wells	1	0	0	1			0	6	Baker	42	1726	41.1	na	na	63	0
Eagles	39	19	14	6	38/39	18/25	0	326	K.Hill	23	862	37.5	na	na	51	0
Opponents	40	13	23	4	40/40	20/30	0	340	Eagles	65	2588	39.8	na	na	63	0

Rushing	No.	Yds	Avg	Lg	TD
T.Brown	161	548	3.4	24	3
Gros	102	396	3.9	26	7
Woodeshick	85	330	3.9	21	4
Lang	52	239	4.6	39	1
Concannon	25	195	7.8	29	2
Matson	29	101	3.5	28	1
Snead	15	32	2.1	17	1
Baker	1	15	15.0	15	0
F.Hill	1	5	5.0	5	0
K.Hill	7	-2	-0.3	2	0
Eagles	478	1859	3.9	39	19
Opponents	390	1693	4.3	68	13

Receiving	No.	Yds	Avg	Lg	TD
Retzlaff	40	653	16.3	40	6
T.Brown	33	371	11.2	39	3
F.Hill	29	304	10.5	36	0
Gros	18	214	11.9	48	2
Goodwin	16	212	13.3	30	1
Hawkins	14	143	10.2	23	0
Lang	12	107	8.9	24	0
Woodeshick	10	118	11.8	44t	1
Matson	6	30	5.0	11	1
Concannon	1	7	7.0	7	0
Eagles	179	2159	12.1	48	14
Opponents	226	2964	13.1	58	23

INTs	No.	Yds	Avg	Lg	TD
Scarpati	8	182	22.8	32	0
Nettles	3	57	19.0	34t	1
Lloyd	3	46	15.3	24	0
Martin	1	47	47.0	47	0
Wells	1	8	8.0	8	0
Morgan	1	5	5.0	5	0
Nelson	1	0	0.0	0	0
Ramsey	1	0	0.0	0	0
Whittingham	1	0	0.0	0	0
Eagles	20	345	17.3	47	1
Opponents	22	380	17.3	91t	3

Punting	No.	Yds	Avg	Net	TB	Lg	B
Baker	42	1726	41.1	na	na	63	0
K.Hill	23	862	37.5	na	na	51	0
Eagles	65	2588	39.8	na	na	63	0
Opponents	60	2394	39.9	na	na	54	0

Punt Returns	Ret	FC	Yds	Avg	Lg	TD
Martin	11	6	118	10.7	67t	1
Hawkins	9	2	47	5.2	38	0
W. Brown	5	4	-1	-0.2	2	0
Concannon	2	1	3	1.5	3	0
Scarpati	2	0	-8	-4.0	-3	0
T.Brown	1	0	0	0.0	0	0
Nelson	1	0	3	3.0	3	0
Eagles	31	13	162	5.2	67t	1
Opponents	31	15	300	9.7	86t	1

Kickoff Returns	No.	Yds	Avg	Lg	TD
Matson	26	544	20.9	31	0
T.Brown	20	562	28.1	93t	2
W.Brown	4	58	14.5	17	0
Martin	4	132	33.0	58	0
Medved	2	10	5.0	10	0
Nelson	2	34	17.0	18	0
Whittingham	2	33	16.5	19	0
Beisler	1	17	17.0	17	0
Hawkins	1	0	0.0	0	0
Jackson	1	16	16.0	16	0
Lince	1	13	13.0	13	0
Eagles	64	1419	22.2	93t	2
Opponents	65	1330	20.5	56	0

Field Goals	1-19	20-29	30-39	40-49	50+
Baker	4/4	2/2	8/8	3/7	1/4
Eagles	4/4	2/2	8/8	3/7	1/4
Opponents	5/6	7/8	5/9	3/7	0/0

Baker: (46N,23G,33G) (13G,41G,12G) () (52N,44N,32G) () (51G) (15G) (15G,37G) (31G,49N) (52N) (49N,58N) (35G,22G) (37G,38G,42G,30G) (47G)
Opponents: (9G,47G,27G) (12N,22G) (32N,18G) (44G,34G) (45N) (37N) (29G) (17G,28G) (21G,14G,28N,42G) (22G,29G) (30G,15G,43N,42N) (31N,37G,32G,35G) (47N,33N) ()

1964 EAGLES STATISTICS



SCHEDULE & RESULTS (6-8)					
S-13	W	38-7	NY Giants	60,671	
S-20	L	24-28	San Francisco	57,353	
S-27	L	20-28	Cleveland	60,671	
O-04	W	21-7	Pittsburgh	59,354	
O-11	L	20-35	at Washington	49,219	
O-18	W	23-17	at NY Giants	62,978	
O-25	W	34-10	at Pittsburgh	38,393	
N-01	L	10-21	Washington	60,671	
N-08	L	10-20	at LA Rams	53,994	
N-15	W	17-14	at Dallas	55,972	
N-22	L	13-38	St. Louis	60,671	
N-29	L	24-38	at Cleveland	79,289	
D-06	W	24-14	Dallas	60,671	
D-13	L	34-36	at St. Louis	24,636	

TEAM STATS	EAGLES	OPP
Total First Downs	243	234
Rushing	100	93
Passing	126	128
Penalty	17	13
3rd Down: Made/Att	na	na
3rd Down Pct.	na	na
4th Down: Made/Att	na	na
4th Down Pct.	na	na
Possession Avg.	na	na
Total Net Yards	4400	4317
Avg. Per Game	314.3	308.4
Total Plays	862	898
Avg. Per Play	5.1	4.8
Net Yards Rushing	1922	1746
Avg. Per Game	137.3	124.7
Total Rushes	430	445
Net Yards Passing	2478	2571
Avg. Per Game	177.0	183.6
Sacked/Yards Lost	35/268	47/379
Gross Yards	2746	2950
Att./Completions	397/199	406/202
Completion Pct.	50.1	49.8
Had Intercepted	18	17
Punts/Average	73/41.7	80/40.5
Net Punting Avg.	na/na	na/na
Penalties/Yards	42/450	71/748
Fumbles/Ball Lost	33/22	27/12
Touchdowns	38	40
Rushing	16	15
Passing	19	18
Returns	3	7

Score By Periods	Q1	Q2	Q3	Q4	OT	Pts
Eagles	61	79	64	108	0	312
Opponents	83	72	89	69	0	313

Passing	Att	Cmp	Yds	Cmp%	Y/A	TD	TD%	Int	Int%	Lg	Sk/Lost	Rat
Snead	283	138	1906	48.8	6.73	14	4.9	12	4.2	87t	20/160	69.6
Hill	88	49	641	55.7	7.28	3	3.4	4	4.5	38t	8/61	71.3
Concannon	23	12	199	52.2	8.65	2	8.7	1	4.3	38	7/47	92.5
T. Brown	2	0	0	0.0	0.00	0	0.0	1	50.0	0	0/0	0.0
Gros	1	0	0	0.0	0.00	0	0.0	0	0.0	0	0/0	39.6
Eagles	397	199	2746	50.1	6.92	19	4.8	18	4.5	87t	35/268	69.7
Opponents	406	202	2950	49.8	7.27	18	4.4	17	4.2	66t	47/379	71.2

Scoring	TD	Ru	Pa	Rt	PAT	FG	2Pt	Pts
Baker	0	0	0	0	36/37	16/26	0	84
T. Brown	10	5	5	0			0	60
Retzlaff	8	0	8	0			0	48
Matson	5	4	1	0			0	30
Goodwin	3	0	3	0			0	18
Gros	2	2	0	0			0	12
Snead	2	2	0	0			0	12
Woodeshick	2	2	0	0			0	12
Concannon	1	1	0	0			0	6
Cross	1	0	0	1			0	6
Mack	1	0	1	0			0	6
Morgan	1	0	0	1			0	6
Poage	1	0	1	0			0	6
Scarpatti	1	0	0	1			0	6
Eagles	38	16	19	3	36/37	16/26	0	312
Opponents	40	15	18	7	40/40	11/26	0	313

Rushing	No.	Yds	Avg	Lg	TD
Gros	154	748	4.9	59t	2
Matson	96	404	4.2	63	4
T. Brown	90	356	4.0	36	5
Woodeshick	37	180	4.9	13	2
Concannon	16	134	8.4	29	1
Snead	16	59	3.7	19	2
Lang	12	37	3.1	20	0
Hill	8	27	3.4	14	0
Goodwin	1	-23	-23.0	-23	0
Eagles	430	1922	4.5	63	16
Opponents	445	1746	3.9	75	15

Receiving	No.	Yds	Avg	Lg	TD
Retzlaff	51	855	16.8	44	8
Poage	37	479	12.9	42t	1
Gros	29	234	8.1	29	0
Goodwin	23	335	14.6	44t	3
Matson	17	242	14.2	32	1
T. Brown	15	244	16.3	87t	5
Mack	8	169	21.1	53t	1
Lang	6	69	11.5	23	0
Gill	4	58	14.5	29	0
Smith	4	35	8.8	12	0
Woodeshick	4	12	3.0	8	0
Crabb	1	14	14.0	14	0
Eagles	199	2746	13.8	87t	19
Opponents	202	2950	14.6	66t	18

INTs	No.	Yds	Avg	Lg	TD
Ramsey	5	31	6.2	17	0
Cross	3	109	36.3	94t	1
Lloyd	3	68	22.7	27	0
Scarpatti	3	41	13.7	24t	1
Burroughs	2	5	2.5	3	0
Glass	1	18	18.0	18	0
Eagles	17	272	16.0	94t	2
Opponents	18	273	15.2	64	3

Sacks: Eagles 47.0, Opponents 35.0

Punting	No.	Yds	Avg	Net	TB	Lg	B
Baker	49	2073	42.3	na	na	61	1
Hill	24	968	40.3	na	na	56	0
Eagles	73	3041	41.7	na	na	61	1
Opponents	80	3237	40.5	na	na	63	0

Punt Returns	Ret	FC	Yds	Avg	Lg	TD
T. Brown	10	6	96	9.6	53	0
Gill	6	5	61	10.2	29	0
Lang	6	7	26	4.3	8	0
Matson	2	0	10	5.0	9	0
Glass	1	1	0	0.0	0	0
Hultz	1	0	2	2.0	2	0
Mack	1	0	0	0.0	0	0
Scarpatti	1	1	6	6.0	6	0
Eagles	28	20	201	7.2	53	0
Opponents	35	18	333	9.5	68	0

Kickoff Returns	No.	Yds	Avg	Lg	TD
T. Brown	30	692	23.1	51	0
Lang	13	352	27.1	49	0
Gill	7	167	23.9	37	0
Matson	3	104	34.7	43	0
Gros	2	38	19.0	20	0
Morgan	2	0	0.0	0	0
Glass	1	12	12.0	12	0
Thompson	1	0	0.0	0	0
Eagles	59	1365	23.1	51	0
Opponents	55	1319	24.0	47	0

Field Goals	1-19	20-29	30-39	40-49	50+
Baker	5/5	2/5	1/1	8/14	0/1
Eagles	5/5	2/5	1/1	8/14	0/1
Opponents	3/6	3/4	4/6	1/9	0/1

Baker: (24B,47N,30G) (26B,47G,57N) (12G,42G) (21N) () (45G,10G,46G) (14G,47G) (26G) (47B,40G) (43G) (21G, 9G) (42N,14G,49N,48N) (42N,48G) ()
Opponents: (39N) () () (42N) (11N) (42G,43N) (13G) (34B,46N) (12G,27G) (47N,16N,48N) (29G,18B,42N, 48B,42N) (29N,37G) () (35G,37G,27G,32G,53N,19G)

1963 EAGLES STATISTICS



SCHEDULE & RESULTS (2-10-2)					
S-15	T	21-21	Pittsburgh	58,205	
S-22	L	24-28	St. Louis	60,671	
S-29	L	14-37	NY Giants	60,671	
O-06	W	24-21	Dallas	60,671	
O-13	W	37-24	at Washington	49,219	
O-20	L	7-37	at Cleveland	75,174	
O-27	L	7-16	at Chicago	48,514	
N-03	L	17-23	Cleveland	60,671	
N-10	L	14-42	at NY Giants	62,936	
N-17	L	20-27	at Dallas	23,694	
N-24	L	10-13	Washington	60,671	
D-01	T	20-20	at Pittsburgh	16,721	
D-08	L	14-38	at St. Louis	15,979	
D-15	L	13-34	Minnesota	57,403	

TEAM STATS	EAGLES	OPP
Total First Downs	203	266
Rushing	78	125
Passing	114	131
Penalty	11	10
3rd Down: Made/Att	na	na
3rd Down Pct.	na	na
4th Down: Made/Att	na	na
4th Down Pct.	na	na
Possession Avg.	na	na
Total Net Yards	3852	4821
Avg. Per Game	275.1	344.4
Total Plays	783	870
Avg. Per Play	4.9	5.5
Net Yards Rushing	1438	1985
Avg. Per Game	102.7	141.8
Total Rushes	376	466
Net Yards Passing	2414	2836
Avg. Per Game	172.4	202.6
Sacked/Yards Lost	27/252	29/270
Gross Yards	2666	3106
Att./Completions	380/193	375/211
Completion Pct.	50.8	56.3
Had Intercepted	31	15
Punts/Average	69/43.1	57/39.1
Net Punting Avg.	na/na	na/na
Penalties/Yards	53/558	54/598
Fumbles/Ball Lost	30/16	23/15
Touchdowns	32	47
Rushing	8	17
Passing	22	28
Returns	2	2

Score By Periods	Q1	Q2	Q3	Q4	OT	Pts
Eagles	32	86	69	55	0	242
Opponents	43	152	78	108	0	381

Passing	Att	Cmp	Yds	Cmp%	Y/A	TD	TD%	Int	Int%	Lg	Sk/Lost	Rat
Hill	186	91	1213	48.9	6.52	10	5.4	17	9.1	80t	9/104	49.9
Jurgensen	184	99	1413	53.8	7.68	11	6.0	13	7.1	75t	13/111	69.4
Guglielmi LG	24	7	118	29.2	4.92	0	0.0	3	12.5	32	11/94	8.0
Guglielmi TM	7	2	29	28.6	4.14	0	0.0	0	0.0	19	4/27	44.3
Brown	3	1	11	33.3	3.67	1	33.3	1	33.3	11t	0/0	45.1
Dudley	0	0	0	0.0	0.0	0	0.0	0	0.0	0	1/10	0.0
Eagles	380	193	2666	50.8	7.02	22	5.8	31	8.2	80t	27/252	58.9
Opponents	375	211	3106	56.3	8.28	28	7.5	15	4.0	78t	29/270	91.7

Scoring	TD	Ru	Pa	Rt	PAT	FG	2Pt	Pts
Brown	11	6	4	1			0	66
Clark	0	0	0	0	29/32	7/15	0	50
McDonald	8	0	8	0			0	48
Goodwin	4	0	4	0			0	24
Retzlaff	4	0	4	0			0	24
Peaks	2	1	1	0			0	12
Caffey	1	0	0	1			0	6
Jurgensen	1	1	0	0			0	6
R.Smith	1	0	1	0			0	6
Eagles	32	8	22	2	29/32	7/15	0	242
Opponents	47	17	28	2	42/46	19/31	0	381

Rushing	No.	Yds	Avg	Lg	TD
Brown	192	841	4.4	34	6
Dean	79	268	3.4	26	0
Peaks	64	212	3.3	26	1
Jurgensen	13	38	2.9	13	1
Guglielmi LG	4	23	5.8	20	0
Guglielmi TM	1	20	20.0	20	0
Dudley	11	21	1.9	6	0
Sapp TM	8	21	2.6	9	0
Woodeshick	5	18	3.6	11	0
Hill	3	-1	-0.3	6	0
Eagles	376	1438	3.8	34	8
Opponents	466	1985	4.3	70t	17

Receiving	No.	Yds	Avg	Lg	TD
Retzlaff	57	895	15.7	46	4
McDonald	41	731	17.8	75t	8
Brown	36	487	13.5	80t	4
Peaks	22	167	7.6	23	1
Goodwin	15	215	14.3	35t	4
Dean	14	108	7.7	20	0
R.Smith	5	63	12.6	16	1
Dudley	1	8	8.0	8	0
Woodeshick	1	-3	-3.0	-3	0
Sapp TM	1	-5	-5.0	-5	0
Eagles	193	2666	13.8	80t	22
Opponents	211	3106	14.7	78t	28

INTs	No.	Yds	Avg	Lg	TD
Burroughs	4	36	9.0	21	0
Lloyd	3	30	10.0	14	0
Cross	2	6	3.0	3	0
Caffey	1	87	87.0	87t	1
Carr	1	25	25.0	15	0
Scotti	1	17	17.0	17	0
Baughan	1	9	9.0	9	0
McClellan	1	0	0.0	0	0
Ramsey	1	0	0.0	0	0
Eagles	15	210	14.0	87t	1
Opponents	31	516	16.6	75	1

Sacks: Eagles 29.0, Opponents 27.0

Punting	No.	Yds	Avg	Net	TB	Lg	B
Hill	69	2972	43.1	na	na	62	0
Eagles	69	2972	43.1	na	na	62	0
Opponents	57	2228	39.1	na	na	61	0

Punt Returns	Ret	FC	Yds	Avg	Lg	TD
Brown	16	5	152	9.5	22	0
Dean	10	4	74	7.4	26	0
Eagles	26	9	226	8.7	26	0
Opponents	34	13	451	13.3	83	0

Kickoff Returns	No.	Yds	Avg	Lg	TD
Brown	33	945	28.6	100t	1
Dean	16	425	26.6	79	0
Henson	3	21	7.0	10	0
Sapp TM	3	40	13.3	23	0
Woodeshick	3	72	24.0	31	0
R.Smith	2	18	9.0	9	0
Caffey	1	6	6.0	6	0
Eagles	61	1527	25.0	100t	1
Opponents	31	727	23.5	65	0

Field Goals	1-19	20-29	30-39	40-49	50+
Clark	1/2	3/5	0/5	3/3	0/0
Eagles	1/2	3/5	0/5	3/3	0/0
Opponents	na	na	na	na	na

Clark: () (28G) () (28B,12G,29N) (35N,42G) () () (36N,22G) () (39N) (45G,16N) (23G,40G) (39B) (34N)
 Opponents: (38G,50G,50N, N,17G) (24B,32N) (12G) () (34G) (43G) (45G,41N,44N,46N) (9G,22G,34G,45N, 30N) () (56N,33G,27G) (37G,22G) (10G,43N,24G) (23G, 47N) (43G,39G)

1961 EAGLES STATISTICS



SCHEDULE & RESULTS (10-4)					
S-17	W	27-20	Cleveland	60,671	
S-24	W	14-7	Washington	50,108	
O-01	L	27-30	St. Louis	59,399	
O-08	W	21-16	Pittsburgh	60,671	
O-15	W	20-7	at St. Louis	20,262	
O-22	W	43-7	at Dallas	25,000	
O-29	W	27-24	at Washington	31,066	
N-05	W	16-14	Chicago	60,671	
N-12	L	21-38	at NY Giants	62,800	
N-19	L	24-45	at Cleveland	68,399	
N-26	W	35-13	Dallas	60,127	
D-03	W	35-24	at Pittsburgh	21,653	
D-10	L	24-28	NY Giants	60,671	
D-17	W	27-24	at Detroit	44,231	
PLAYOFF BOWL (at Miami)					
J-06	L	10-38	Detroit	25,612	

Passing	Att	Cmp	Yds	Cmp%	Y/A	TD	TD%	Int	Int%	Lg	Sk/Lost	Rat
Jurgensen	416	235	3723	56.5	8.95	32	7.7	24	5.8	69	na/211	88.1
Hill	12	6	101	50.0	8.42	2	16.7	2	16.7	23	na/8	78.8
Peaks	1	0	0	0.0	0.00	0	0.0	0	0.0	0	na/0	39.6
Eagles	429	241	3824	56.2	8.91	34	7.9	26	6.1	69	na/219	87.2
Opponents	383	224	3183	58.5	8.31	23	6.0	17	4.4	84t	na/263	87.0

Scoring	TD	Ru	Pa	Rt	PAT	FG	2Pt	Pts
Walston	2	0	2	0	43/45	14/25	0	97
McDonald	13	0	13	0			0	78
Retzlaff	8	0	8	0			0	48
Brown	5	1	2	2			0	30
Lucas	5	0	5	0			0	30
Peaks	5	5	0	0			0	30
Barnes	4	1	3	0			0	24
Dean	3	2	1	0			0	18
Sapp	1	1	0	0			0	6
Eagles	46	10	34	2	43/45	14/25	0	361
Opponents	38	12	23	3	36/38	11/24	0	297

INTs	No.	Yds	Avg	Lg	TD
Burroughs	7	90	12.9	42	0
Cross	2	36	18.0	36	0
Bednarik	2	33	16.5	33	0
Brookshier	2	20	10.0	20	0
Carr	2	20	10.0	20	0
Baughan	1	22	22.0	22	0
Taseff LG	1	15	15.0	15	0
Weber	1	15	15.0	15	0
Nocera	0	3	0.0	3	0
Eagles	17	239	14.1	42	0
Opponents	26	294	11.3	65t	1

TEAM STATS	EAGLES	OPP
Total First Downs	252	267
Rushing	78	116
Passing	158	145
Penalty	16	6
3rd Down: Made/Att	na	na
3rd Down Pct.	na	na
4th Down: Made/Att	na	na
4th Down Pct.	na	na
Possession Avg.	na	na
Total Net Yards	5112	4927
Avg. Per Game	365.1	351.9
Total Plays	na	na
Avg. Per Play	na	na
Net Yards Rushing	1507	2007
Avg. Per Game	107.6	143.4
Total Rushes	373	474
Net Yards Passing	3605	2920
Avg. Per Game	257.5	208.6
Sacked/Yards Lost	na/219	na/263
Gross Yards	3824	3183
Att./Completions	429/241	383/224
Completion Pct.	56.2	58.5
Had Intercepted	26	17
Punts/Average	55/43.7	64/41.8
Net Punting Avg.	na/na	na/na
Penalties/Yards	42/500	62/684
Fumbles/Ball Lost	25/14	27/16
Touchdowns	46	38
Rushing	10	12
Passing	34	23
Returns	2	3

Rushing	No.	Yds	Avg	Lg	TD
Peaks	135	471	3.5	33	5
Brown	50	338	6.8	47	1
Dean	66	321	4.9	44	2
Barnes	92	309	3.4	43	1
Jurgensen	20	27	1.4	14	0
Sapp	7	24	3.4	8	1
Hill	2	9	4.5	7	0
Retzlaff	1	8	8.0	8	0
Eagles	373	1507	4.0	47	10
Opponents	474	2007	4.2	54t	12

Punting	No.	Yds	Avg	Net	TB	Lg	B
Hill	55	2403	43.7	na	na	64	0
Eagles	55	2403	43.7	na	na	64	0
Opponents	64	2675	41.8	na	na	69	1

Receiving	No.	Yds	Avg	Lg	TD
McDonald	64	1144	17.9	66	13
Retzlaff	50	769	15.4	61t	8
Walston	34	569	16.7	68	2
Peaks	32	472	14.8	48	0
Dean	21	335	16.0	60t	1
Barnes	15	194	12.9	59t	3
Brown	14	264	18.9	65	2
Lucas	8	67	8.4	18	5
Sapp	3	10	3.3	8	0
Eagles	241	3824	15.9	69	34
Opponents	224	3183	14.2	84t	23

Punt Returns	Ret	FC	Yds	Avg	Lg	TD
Dean	18	na	140	7.8	28	0
Brown	8	na	125	15.6	66t	1
Cross	7	na	77	11.0	21	0
Taseff LG	5	na	39	7.8	23	0
Baughan	1	na	11	11.0	11	0
Eagles	34	na	353	10.4	66t	1
Opponents	30	na	235	7.8	73t	1

Kickoff Returns	No.	Yds	Avg	Lg	TD
Brown	29	811	28.0	105t	1
Dean	21	462	22.0	34	0
Peaks	2	29	14.5	17	0
Cross	1	11	11.0	11	0
Eagles	53	1313	24.8	105t	1
Opponents	58	1224	21.1	91t	1

Walston: (22G,18G,12N) () (19G,16G, N) () (19G, 42G) (20G,26N) (N,13G,33G) (B, N,12G) (42N, 43N) (34G) () (31N) (26G,45N,44N) (21G,10G)
Opponents: (20G,21G) (N,35N) (27G) (49N,23G) (N) (54N) (46N,48N,52G) (B, N) (11G) (54N,17G) (42G,32G) (36G) (23N,33B) (49G,41N)

Score By Periods	Q1	Q2	Q3	Q4	OT	Pts
Eagles	94	89	92	86	0	361
Opponents	61	72	78	86	0	297

1960 EAGLES STATISTICS



SCHEDULE & RESULTS (10-2)					
S-25	L	24-41	Cleveland	56,303	
S-30	W	27-25	at Dallas	18,500	
O-09	W	31-27	St. Louis	33,701	
O-16	W	28-10	Detroit	38,065	
O-23	W	31-29	at Cleveland	64,850	
N-06	W	34-7	Pittsburgh	58,324	
N-13	W	19-13	Washington	39,361	
N-20	W	17-10	at New York	63,571	
N-27	W	31-23	New York	60,547	
D-04	W	20-6	at St. Louis	21,358	
D-11	L	21-27	at Pittsburgh	22,101	
D-18	W	38-28	at Washington	20,558	
NFL CHAMPIONSHIP					
D-26	W	17-13	Green Bay	67,325	

TEAM STATS	EAGLES	OPP
Total First Downs	190	205
Rushing	54	117
Passing	121	81
Penalty	15	7
3rd Down: Made/Att	na	na
3rd Down Pct.	na	na
4th Down: Made/Att	na	na
4th Down Pct.	na	na
Possession Avg.	na	na
Total Net Yards	3950	4027
Avg. Per Game	329.2	335.6
Total Plays	na	na
Avg. Per Play	na	na
Net Yards Rushing	1134	2200
Avg. Per Game	94.5	183.3
Total Rushes	351	449
Net Yards Passing	2816	1827
Avg. Per Game	234.7	152.3
Sacked/Yards Lost	na/141	na/157
Gross Yards	2957	1984
Att./Completions	331/177	283/139
Completion Pct.	53.5	49.1
Had Intercepted	20	30
Punts/Average	60/43.1	48/43.6
Net Punting Avg.	na/na	na/na
Penalties/Yards	57/544	54/597
Fumbles/Ball Lost	24/10	31/15
Touchdowns	40	29
Rushing	9	14
Passing	29	14
Returns	2	1

Score By Periods	Q1	Q2	Q3	Q4	OT	Pts
Eagles	51	78	44	148	0	321
Opponents	74	62	53	57	0	246

Passing	Att	Cmp	Yds	Cmp%	Y/A	TD	TD%	Int	Int%	Lg	Sk/Lost	Rat
Van Brocklin	284	153	2471	53.9	8.70	24	8.5	17	6.0	64t	na/96	86.5
Jurgensen	44	24	486	54.5	11.05	5	11.4	1	2.3	71	na/45	122.0
Barnes	3	0	0	0.0	0.00	0	0.0	2	66.7	0	0/0	0.0
Eagles	331	177	2957	53.5	8.93	29	8.8	20	6.0	71	na/141	87.9
Opponents	283	139	1984	49.1	7.01	14	4.9	30	10.6	86t	na/157	49.1

Scoring	TD	Ru	Pa	Rt	PAT	FG	2Pt	Pts
Walston	4	0	4	0	39/40	14/20	0	105
McDonald	13	0	13	0			0	78
Barnes	6	4	2	0			0	36
Retzlaff	5	0	5	0			0	30
Brown	4	2	2	0			0	24
Dean	3	0	3	0			0	18
Peaks	3	3	0	0			0	18
Carr	1	0	0	1			0	6
Smith	1	0	0	1			0	6
Wittenborn LG	0	0	0	0	0/0	0/3	0	0
Eagles	40	9	29	2	39/40	14/20	0	321
Opponents	29	14	14	1	24/28	16/28	0	246

Rushing	No.	Yds	Avg	Lg	TD
Peaks	86	465	5.4	57	3
Barnes	117	315	2.7	23t	4
Dean	113	304	2.7	32	0
Brown	9	35	3.9	13	2
Sapp	9	20	2.2	7	0
Jurgensen	4	5	1.3	9	0
Retzlaff	2	3	1.5	7	0
Van Brocklin	11	-13	-1.2	1	0
Eagles	351	1134	3.2	57	9
Opponents	449	2200	4.9	87t	14

Receiving	No.	Yds	Avg	Lg	TD
Retzlaff	46	826	18.0	57t	5
McDonald	39	801	20.5	64t	13
Walston	30	563	18.8	49t	4
Barnes	19	132	6.9	16	2
Dean	15	218	14.5	49t	3
Peaks	14	116	8.3	34	0
Brown	9	247	27.4	71	2
Lucas	3	34	11.3	19	0
Sapp	2	20	10.0	14	0
Eagles	177	2957	16.7	71	29
Opponents	139	1984	14.3	86t	14

INTs	No.	Yds	Avg	Lg	TD
Burroughs	9	124	13.8	46	0
Weber	6	48	8.0	13	0
Freeman	4	67	16.8	48	0
Baughan	3	50	16.7	18	0
Johnson	3	34	11.3	33	0
Carr	2	4	2.0	4	0
Bednarik	2	0	0.0	0	0
Brookshier	1	14	14.0	14	0
Eagles	30	341	11.4	48	0
Opponents	20	277	13.9	37	1

Punting	No.	Yds	Avg	Net	TB	Lg	B
Van Brocklin	60	2585	43.1	na	na	70	0
Eagles	60	2585	43.1	na	na	70	0
Opponents	48	2094	43.6	na	na	62	0

Punt Returns	Ret	FC	Yds	Avg	Lg	TD
Dean	16	na	65	4.1	15	0
Brown	10	na	47	4.7	12	0
Jackson	1	na	5	5.0	5	0
McDonald	1	na	2	2.0	2	0
Eagles	28	na	119	4.3	15	0
Opponents	34	na	166	4.9	24	0

Kickoff Returns	No.	Yds	Avg	Lg	TD
Dean	26	533	20.5	30	0
Brown	11	295	26.8	79	0
Reichow	4	28	7.0	12	0
Robb	4	44	11.0	15	0
Baughan	2	18	9.0	17	0
McDonald	2	45	22.5	26	0
Carr	1	5	5.0	5	0
Lucas	1	5	5.0	5	0
Wilson	1	0	0.0	0	0
Eagles	52	973	18.7	79	0
Opponents	53	1076	20.3	37	0

Walston: (N,21G) (21G,27G) (N, N,27G) () (N,38G) (21G,32N,11G) (22G,10G) (17B,12G) (15G) (32G,39G) () (23G)

Wittenborn, S.F.-Phi: () () () () () () (33N,45N,19N0) () () () () ()

Opponents: (N,36G,15G) (31G,45G) (18G,12G) (N,33G) (N,12G,23G,44G) (42N) (N, N,18G,17G) (26G,36N,45N,46N) (35G,31G,15G) (N) () (38N,37N)

1959 EAGLES STATISTICS



SCHEDULE & RESULTS (7-5)				
S-27	L	14-24	at San Francisco	41,697
O-04	W	49-21	New York	27,023
O-11	W	28-24	Pittsburgh	27,343
O-18	L	7-24	at New York	68,783
O-25	W	28-24	at Chicago Cardinals	20,112
N-01	W	30-23	Washington	39,854
N-08	L	7-28	at Cleveland	58,275
N-15	W	27-17	Chicago Cardinals	28,887
N-22	W	23-20	Los Angeles	47,425
N-29	L	0-31	at Pittsburgh	22,191
D-06	W	34-14	at Washington	24,325
D-13	L	21-28	Cleveland	45,952

TEAM STATS	EAGLES	OPP
Total First Downs	211	220
Rushing	78	103
Passing	120	101
Penalty	13	16
3rd Down: Made/Att	na	na
3rd Down Pct.	na	na
4th Down: Made/Att	na	na
4th Down Pct.	na	na
Possession Avg.	na	na
Total Net Yards	3887	3938
Avg. Per Game	323.9	328.2
Total Plays	743	721
Avg. Per Play	5.2	5.5
Net Yards Rushing	1315	2068
Avg. Per Game	109.6	172.3
Total Rushes	391	429
Net Yards Passing	2572	1870
Avg. Per Game	214.3	155.8
Sacked/Yards Lost	na/72	na/204
Gross Yards	2644	2074
Att./Completions	352/194	292/144
Completion Pct.	55.1	49.3
Had Intercepted	16	20
Punts/Average	54/42.7	48/41.1
Net Punting Avg.	54/36.2	48/34.9
Penalties/Yards	52/501	47/457
Fumbles/Ball Lost	26/8	28/20
Touchdowns	35	36
Rushing	13	15
Passing	17	17
Returns	5	4

Score By Periods	Q1	Q2	Q3	Q4	OT	Pts
Eagles	34	106	59	69	0	268
Opponents	55	88	42	93	0	278

Passing	Att	Cmp	Yds	Cmp%	Y/A	TD	TD%	Int	Int%	Lg	Sk/Lost	Rat
Van Brocklin	340	191	2617	56.2	7.70	16	4.7	14	4.1	71	na/72	79.5
Barnes	7	0	0	0.0	0.00	0	0.0	2	28.6	0	0/0	0.0
Jurgensen	5	3	27	60.0	5.40	1	20.0	0	0.0	19t	0/0	114.2
Eagles	352	194	2644	55.1	7.51	17	4.8	16	4.5	71	na/72	76.5
Opponents	292	144	2074	49.3	7.10	17	5.8	20	6.8	51	na/204	63.6

Scoring	TD	Ru	Pa	Rt	PAT	FG	2Pt	Pts
McDonald	11	0	10	1			0	66
Barnes	9	7	2	0			0	54
Walston	3	0	3	0	33/34	0/1	0	51
Cothren	0	0	0	0	1/1	8/18	0	25
Peaks	3	3	0	0			0	18
Van Brocklin	2	2	0	0			0	12
Bielski	1	0	1	0	0/0	0/5	0	6
Huth	1	0	0	1			0	6
Owens	1	0	0	1			0	6
Powell	1	0	0	1			0	6
Retzlaff	1	0	1	0			0	6
Sapp	1	1	0	0			0	6
Weber	1	0	0	1			0	6
Eagles	35	13	17	5	34/35	8/24	0	268
Opponents	36	15	17	4	35/36	9/20	0	278

Rushing	No.	Yds	Avg	Lg	TD
Barnes	181	687	3.8	61t	7
Peaks	124	451	3.6	34	3
Sapp	41	145	3.5	17	1
Kowalczyk	26	37	1.4	6	0
Van Brocklin	11	13	1.2	12	2
Walston	2	8	4.0	7	0
Pagliei	2	-5	-2.5	1	0
McDonald	2	-10	-5.0	-4	0
Retzlaff	2	-11	-5.5	-5	0
Eagles	391	1315	3.4	61t	13
Opponents	429	2068	4.8	80t	15

Receiving	No.	Yds	Avg	Lg	TD
McDonald	47	846	18.0	71	10
Retzlaff	34	595	17.5	45	1
Barnes	32	314	9.8	47t	2
Peaks	28	209	7.5	23	0
Walston	16	279	17.4	40	3
Bielski	15	264	17.6	57	1
Kowalczyk	9	33	3.7	13	0
Sapp	6	47	7.8	13	0
MacAfee TM	5	48	9.6	14	0
Pagliei	2	9	4.5	11	0
Eagles	194	2644	13.6	71	17
Opponents	144	2074	14.4	51	17

INTs	No.	Yds	Avg	Lg	TD
Carr	5	65	13.0	26	0
Pellegrini	3	42	14.0	39	0
Powell	3	17	5.7	17	0
Brookshier	3	13	4.3	8	0
Weber	2	8	4.0	8	0
Johnson	1	22	22.0	22	0
M. Campbell	1	0	0.0	0	0
Khayat	1	0	0.0	0	0
Riley	1	0	0.0	0	0
Eagles	20	167	8.4	39	0
Opponents	16	360	22.5	70t	2

Punting	No.	Yds	Avg	Net	TB	Lg	B
Van Brocklin	53	2263	42.7	36.2	2	59	1
Pagliei	1	45	45.0	45.0	0	45	0
Eagles	54	2308	42.7	36.2	2	59	1
Opponents	48	1975	41.1	34.9	3	60	0

Punt Returns	Ret	FC	Yds	Avg	Lg	TD
McDonald	21	na	115	5.5	81t	1
Powell	15	na	124	8.3	58t	1
Eagles	36	na	239	6.6	81t	2
Opponents	40	na	312	7.8	65	1

Kickoff Returns	No.	Yds	Avg	Lg	TD
McDonald	24	444	18.5	36	0
Powell	14	379	27.1	95	0
Wilson	2	4	2.0	4	0
DeLucca	1	0	0.0	0	0
Nocera	1	15	15.0	15	0
Eagles	42	842	20.0	95	0
Opponents	37	819	22.1	34	0

1958 EAGLES STATISTICS



SCHEDULE & RESULTS (2-9-1)				
S-28	L	14-24	Washington	36,850
O-05	W	27-24	New York	23,178
O-12	L	3-24	at Pittsburgh	23,153
O-19	L	24-30	San Francisco	33,110
O-26	L	35-38	at Green Bay	31,043
N-02	T	21-21	at Chicago Cardinals	17,486
N-09	L	24-31	Pittsburgh	26,306
N-16	W	49-21	Chicago Cardinals	18,315
N-23	L	14-28	at Cleveland	51,319
N-30	L	10-24	at New York	35,438
D-07	L	14-21	Cleveland	36,773
D-14	L	0-20	at Washington	22,621

TEAM STATS	EAGLES	OPP
Total First Downs	222	225
Rushing	72	101
Passing	125	100
Penalty	25	24
3rd Down: Made/Att	na	na
3rd Down Pct.	na	na
4th Down: Made/Att	na	na
4th Down Pct.	na	na
Possession Avg.	na	na
Total Net Yards	3790	4047
Avg. Per Game	315.8	337.3
Total Plays	736	777
Avg. Per Play	5.1	5.2
Net Yards Rushing	1093	1929
Avg. Per Game	91.1	160.8
Total Rushes	334	488
Net Yards Passing	2697	2118
Avg. Per Game	224.8	176.5
Sacked/Yards Lost	75	126
Gross Yards	2772	2244
Att./Completions	402/214	289/138
Completion Pct.	53.2	47.8
Had Intercepted	21	15
Punts/Average	54/41.2	53/43.1
Net Punting Avg.	54/33.4	53/36.1
Penalties/Yards	55/570	74/722
Fumbles/Ball Lost	41/22	18/12
Touchdowns	31	39
Rushing	13	15
Passing	18	22
Returns	0	2

Score By Periods	Q1	Q2	Q3	Q4	OT	Pts
Eagles	65	69	38	63	0	235
Opponents	75	117	62	52	0	306

Passing	Att	Cmp	Yds	Cmp%	Y/A	TD	TD%	Int	Int%	Lg	Sk/Lost	Rat
Van Brocklin	374	198	2409	52.9	6.44	15	4.0	20	5.3	91t	na/46	64.1
Jurgensen	22	12	259	54.5	11.77	0	0.0	1	4.5	61	na/29	77.6
Barnes	6	4	104	66.7	17.33	3	50.0	0	0.0	71t	0/0	149.3
Eagles	402	214	2772	53.2	6.90	18	4.5	21	5.2	91t	na/75	68.3
Opponents	289	138	2244	47.8	7.76	22	7.6	15	5.2	71t	na/126	78.0

Scoring	TD	Ru	Pa	Rt	PAT	FG	2Pt	Pts
Walston	3	0	3	0	31/31	6/14	0	67
McDonald	9	0	9	0			0	54
Barnes	7	7	0	0			0	42
Peaks	5	3	2	0			0	30
Retzlaff	2	0	2	0			0	12
Bielski	1	0	1	0			0	6
Kowalczyk	1	1	0	0			0	6
Mitcham	1	0	1	0			0	6
Van Brocklin	1	1	0	0			0	6
Wells	1	1	0	0			0	6
Eagles	31	13	18	0	31/31	6/14	0	235
Opponents	39	15	22	2	39/39	11/23	0	306

Rushing	No.	Yds	Avg	Lg	TD
Barnes	156	551	3.5	70t	7
Peaks	115	386	3.4	23	3
Wells	24	92	3.8	12	1
Kowalczyk	17	43	2.5	17	1
Myers	9	23	2.6	15	0
Van Brocklin	8	5	0.6	2	1
Jurgensen	1	1	1.0	1	0
McDonald	3	-4	-1.3	5	0
Retzlaff	1	-4	-4.0	-4	0
Eagles	334	1093	3.3	70t	13
Opponents	488	1929	4.0	55t	15

Receiving	No.	Yds	Avg	Lg	TD
Retzlaff	56	766	13.7	49	2
Barnes	35	423	12.1	33	0
McDonald	29	603	20.8	91t	9
Peaks	29	248	8.6	33t	2
Bielski	23	234	10.2	30	1
Walston	21	298	14.2	71t	3
Kowalczyk	8	72	9.0	15	0
Wells	4	49	12.3	21	0
Myers	4	25	6.3	13	0
Mitcham	3	39	13.0	20	1
Nacrelli	2	15	7.5	11	0
Eagles	214	2772	13.0	91t	18
Opponents	138	2244	16.3	71t	22

INTs	No.	Yds	Avg	Lg	TD
Pellegrini	4	90	22.5	40	0
Bell	2	33	16.5	33	0
Scott	2	15	7.5	10	0
Ryan TM	1	38	38.0	38	0
Hudson	1	15	15.0	15	0
Riley	1	8	8.0	8	0
Koman	1	5	5.0	5	0
Kowalczyk	1	2	2.0	2	0
Brookshier	1	0	0.0	0	0
Norton	1	0	0.0	0	0
Eagles	15	206	13.7	40	0
Opponents	21	242	11.5	39	0

Punting	No.	Yds	Avg	Net	TB	Lg	B
Van Brocklin	54	2225	41.2	33.4	3	58	1
Eagles	54	2225	41.2	33.4	3	58	1
Opponents	53	2285	43.1	36.1	2	66	0

Punt Returns	Ret	FC	Yds	Avg	Lg	TD
Wells	19	na	158	8.3	65	0
McDonald	18	na	135	7.5	35	0
Riley	7	na	27	3.9	10	0
Koman	1	na	5	5.0	5	0
Norton	1	na	8	8.0	8	0
Ryan TM	1	na	0	0.0	0	0
Eagles	47	na	333	7.1	65	0
Opponents	41	na	363	8.9	68t	1

Kickoff Returns	No.	Yds	Avg	Lg	TD
McDonald	14	262	18.7	32	0
Wells	14	336	24.0	44	0
Riley	9	205	22.8	35	0
Bielski	5	66	13.2	18	0
Jacobs	2	24	12.0	20	0
Koman	1	7	7.0	7	0
Eagles	45	900	20.0	44	0
Opponents	40	961	24.0	98t	1

1957 EAGLES STATISTICS



SCHEDULE & RESULTS (4-8)					
S-29	L	13-17	at Los Angeles	62,506	
O-05	L	20-24	New York	28,342	
O-13	L	7-24	at Cleveland	53,493	
O-20	W	17-7	Cleveland	22,443	
O-27	L	0-6	at Pittsburgh	27,016	
N-03	W	38-21	at Chicago Cardinals	18,718	
N-10	L	16-27	Detroit	29,320	
N-17	L	0-13	at New York	42,845	
N-24	W	21-12	Washington	20,730	
D-01	W	7-6	Pittsburgh	16,364	
D-08	L	7-42	at Washington	21,304	
D-14	L	27-31	Chicago Cardinals	12,555	

TEAM STATS	EAGLES	OPP
Total First Downs	149	199
Rushing	80	83
Passing	51	94
Penalty	18	22
3rd Down: Made/Att	na	na
3rd Down Pct.	na	na
4th Down: Made/Att	na	na
4th Down Pct.	na	na
Possession Avg.	na	na
Total Net Yards	2737	3683
Avg. Per Game	228.1	306.9
Total Plays	628	708
Avg. Per Play	4.4	5.2
Net Yards Rushing	1582	1714
Avg. Per Game	131.8	142.8
Total Rushes	424	451
Net Yards Passing	1155	1969
Avg. Per Game	96.3	164.1
Sacked/Yards Lost	224	114
Gross Yards	1379	2083
Att./Completions	204/99	257/133
Completion Pct.	48.5	51.8
Had Intercepted	23	17
Punts/Average	68/41.1	58/42.8
Net Punting Avg.	68/35.4	58/37.6
Penalties/Yards	75/654	65/642
Fumbles/Ball Lost	25/16	26/19
Touchdowns	21	27
Rushing	9	15
Passing	10	10
Returns	2	2

Score By Periods	Q1	Q2	Q3	Q4	OT	Pts
Eagles	37	36	27	73	0	173
Opponents	34	94	51	51	0	230

Passing	Att	Cmp	Yds	Cmp%	Y/A	TD	TD%	Int	Int%	Lg	Sk/Lost	Rat
Thomason	92	46	630	50.0	6.85	4	4.3	10	10.9	67t	na/46	47.2
Jurgensen	70	33	470	47.1	6.71	5	7.1	8	11.4	61t	na/88	53.6
Dorow	36	17	212	47.2	5.89	1	2.8	4	11.1	49	na/90	35.6
Peaks	3	2	56	66.7	18.67	0	0.0	1	33.3	37	0/0	70.1
McDonald	1	1	11	100.0	11.00	0	0.0	0	0.0	11	0/0	112.5
Barnes	1	0	0	0.0	0.00	0	0.0	0	0.0	0	0/0	39.6
Norton	1	0	0	0.0	0.00	0	0.0	0	0.0	0	0/0	39.6
Eagles	204	99	1379	48.5	6.76	10	4.9	23	11.3	67t	na/224	47.4
Opponents	257	133	2083	51.8	8.11	10	3.9	17	6.6	64	na/114	64.4

Scoring	TD	Ru	Pa	Rt	PAT	FG	2Pt	Pts
Walston	1	0	1	0	20/21	9/12	0	53
McDonald	3	0	3	0			0	18
Thomason	3	3	0	0			0	18
Barnes	2	1	1	0			0	12
Bielski	2	0	2	0	0/0	0/2	0	12
Dorow	2	2	0	0			0	12
Jurgensen	2	2	0	0			0	12
Rocky Ryan	2	0	2	0			0	12
Ji. Harris	1	0	0	1			0	6
Norton	1	0	0	1			0	6
Peaks	1	1	0	0			0	6
Stribling	1	0	1	0			0	6
Eagles	21	9	10	2	20/21	9/14	0	173
Opponents	27	15	10	2	26/27	14/29	0	230

Rushing	No.	Yds	Avg	Lg	TD
Barnes	143	529	3.7	41	1
Peaks	125	495	4.0	35	1
Keller	57	195	3.4	15	0
Worden	42	133	3.2	17	0
Norton	2	73	36.5	61	0
Thomason	15	62	4.1	19	3
Dorow	17	52	3.1	14	2
McDonald	12	36	3.0	22	0
Walston	1	7	7.0	7	0
Youngelman	0	3	---	3	0
Jurgensen	10	-3	-0.3	8	2
Eagles	424	1582	3.7	61	9
Opponents	451	1714	3.8	64t	15

Receiving	No.	Yds	Avg	Lg	TD
Barnes	19	212	11.2	67t	1
Stribling	14	194	13.9	58t	1
Walston	11	266	24.2	49	1
Peaks	11	99	9.0	53	0
Retzlaff	10	120	12.0	28	0
McDonald	9	228	25.3	61t	3
Bielski	8	81	10.1	19	2
Burnine	7	63	9.0	16	0
Rocky Ryan	4	91	22.8	46t	2
Keller	4	31	7.8	30	0
Worden	1	3	3.0	3	0
Gaona	1	-9	-9.0	-9	0
Eagles	99	1379	13.9	67t	10
Opponents	133	2083	15.7	64	10

INTs	No.	Yds	Avg	Lg	TD
Norton	4	155	38.8	99t	1
Brookshier	4	74	18.5	40	0
Ji. Harris	3	99	33.0	65t	1
Bednarik	3	51	17.0	37	0
Bell	2	38	19.0	38	0
Wydo	1	25	25.0	25	0
Eagles	17	442	26.0	99t	2
Opponents	23	340	14.8	55	1

Punting	No.	Yds	Avg	Net	TB	Lg	B
Norton	68	2798	41.1	35.4	2	63	1
Eagles	68	2798	41.1	35.4	2	63	1
Opponents	58	2481	42.8	37.6	5	59	1

Punt Returns	Ret	FC	Yds	Avg	Lg	TD
McDonald	26	na	127	4.9	28	0
Keller	9	na	59	6.6	38	0
Ji. Harris	1	na	0	0.0	0	0
Norton	1	na	13	13.0	13	0
Eagles	37	na	199	5.4	38	0
Opponents	45	na	351	7.8	36	0

Kickoff Returns	No.	Yds	Avg	Lg	TD
Keller	15	320	21.3	37	0
McDonald	11	304	27.6	50	0
Peaks	5	98	19.6	27	0
Worden	4	63	15.8	19	0
Bielski	2	11	5.5	10	0
Norton	2	33	16.5	18	0
Bell	1	7	7.0	7	0
Wydo	1	2	2.0	2	0
Eagles	41	838	20.4	50	0
Opponents	31	737	23.8	42	0

1956 EAGLES STATISTICS



SCHEDULE & RESULTS (3-8-1)				
S-30	L	7-27	at Los Angeles	54,412
O-06	W	13-9	Washington	26,607
O-14	W	35-21	at Pittsburgh	31,375
O-21	L	6-20	Chicago Cardinals	36,545
O-28	L	3-20	at New York	40,960
N-04	L	17-28	at Chicago Cardinals	27,609
N-11	W	14-7	Pittsburgh	22,652
N-18	L	0-16	Cleveland	25,894
N-25	T	10-10	San Francisco	19,326
D-02	L	14-17	at Cleveland	20,654
D-09	L	17-19	at Washington	22,333
D-15	L	7-21	New York	16,562

TEAM STATS	EAGLES	OPP
Total First Downs	160	200
Rushing	73	110
Passing	74	69
Penalty	13	21
3rd Down: Made/Att	na	na
3rd Down Pct.	na	na
4th Down: Made/Att	na	na
4th Down Pct.	na	na
Possession Avg.	na	na
Total Net Yards	2654	3226
Avg. Per Game	221.2	268.8
Total Plays	667	756
Avg. Per Play	4.0	4.3
Net Yards Rushing	1377	1893
Avg. Per Game	114.8	157.8
Total Rushes	418	513
Net Yards Passing	1277	1333
Avg. Per Game	106.4	111.1
Sacked/Yards Lost	279	173
Gross Yards	1556	1506
Att./Completions	249/122	243/114
Completion Pct.	49.0	46.9
Had Intercepted	27	16
Punts/Average	68/41.8	68/41.0
Net Punting Avg.	68/37.6	68/36.0
Penalties/Yards	59/542	76/686
Fumbles/Ball Lost	25/11	17/11
Touchdowns	18	25
Rushing	11	10
Passing	6	15
Returns	1	0

Score By Periods	Q1	Q2	Q3	Q4	OT	Pts
Eagles	44	34	31	34	0	143
Opponents	31	56	59	69	0	215

Passing	Att	Cmp	Yds	Cmp%	Y/A	TD	TD%	Int	Int%	Lg	Sk/Lost	Rat
Thomason	164	82	1119	50.0	6.82	4	2.4	21	12.8	52	na/166	40.7
Burk	82	39	426	47.6	5.20	1	1.2	6	7.3	40	na/113	36.9
Schaefer	3	1	11	33.3	3.67	1	33.3	0	0.0	11t	0/0	84.7
Eagles	249	122	1556	49.0	6.25	6	2.4	27	10.8	52	na/279	37.4
Opponents	243	114	1506	46.9	6.20	15	6.2	16	6.6	64t	na/173	60.1

Scoring	TD	Ru	Pa	Rt	PAT	FG	2Pt	Pts
Walston	3	0	3	0	17/18	6/13	0	53
Keller	4	4	0	0			0	24
Burnine LG	2	0	2	0			0	12
Burnine TM	2	0	2	0			0	12
Schaefer	2	2	0	0			0	12
Thomason	2	2	0	0			0	12
Bell	1	0	0	1			0	6
Bielski	1	1	0	0	0/0	0/1	0	6
Bredice	1	0	1	0			0	6
Giancanelli	1	1	0	0			0	6
Wegert	1	1	0	0			0	6
Eagles	18	11	6	1	17/18	6/14	0	143
Opponents	25	10	15	0	23/25	14/21	0	215

Rushing	No.	Yds	Avg	Lg	TD
Keller	112	433	3.9	51t	4
Schaefer	102	320	3.1	11	2
Bielski	52	162	3.1	15	1
Giancanelli	42	148	3.5	21	1
Wegert	47	127	2.7	19	1
Berzinski	15	72	4.8	20	0
Burk	17	61	3.6	11	0
Thomason	21	48	2.3	19	2
B. Smith LG	11	18	1.6	7	0
B. Smith TM	9	8	0.9	5	0
Parmer	1	-2	-2.0	-2	0
Eagles	418	1377	3.3	51t	11
Opponents	513	1893	3.7	46	10

Receiving	No.	Yds	Avg	Lg	TD
Walston	39	590	15.1	51t	3
Schaefer	13	117	9.0	27	0
Retzlaff	12	159	13.3	20	0
Burnine LG	10	208	20.8	52	2
Burnine TM	10	208	20.8	52	2
Bredice	10	146	14.6	40t	1
Giancanelli	10	104	10.4	18	0
Bielski	8	63	7.9	17	0
Keller	7	36	5.1	13	0
Wegert	6	46	7.7	19	0
Berzinski	3	35	11.7	17	0
Stribling	2	11	5.5	7	0
Rocky Ryan	1	31	31.0	31	0
Riley	1	10	10.0	10	0
Eagles	122	1556	12.8	52	6
Opponents	114	1506	13.2	64t	15

INTs	No.	Yds	Avg	Lg	TD
Bell	4	61	15.3	33	1
Riley	3	57	19.0	31	0
Norton	2	34	17.0	23	0
Bednarik	2	0	0.0	0	0
Bawel	1	33	33.0	33	0
Brookshier	1	31	31.0	31	0
Rocky Ryan	1	17	17.0	17	0
Scott	1	12	12.0	12	0
Campbell	1	1	1.0	1	0
Eagles	16	246	15.4	33	1
Opponents	27	365	13.5	42	0

Punting	No.	Yds	Avg	Net	TB	Lg	B
Burk	68	2843	41.8	37.6	0	62	1
Eagles	68	2843	41.8	37.6	0	62	1
Opponents	68	2787	41.0	36.0	5	64	0

Punt Returns	Ret	FC	Yds	Avg	Lg	TD
Riley	17	na	73	4.3	35	0
Keller	15	na	146	9.7	40	0
Giancanelli	4	na	22	5.5	18	0
Eagles	36	na	241	6.7	40	0
Opponents	50	na	283	5.7	29	0

Kickoff Returns	No.	Yds	Avg	Lg	TD
Keller	15	353	23.5	32	0
Riley	15	381	25.4	59	0
Giancanelli	8	187	23.4	31	0
Pellegrini	2	47	23.5	26	0
Wiley	2	32	16.0	20	0
Bawel	1	25	25.0	25	0
Bednarik	1	17	17.0	17	0
Norton	1	31	31.0	31	0
B. Smith LG	1	14	14.0	14	0
Eagles	45	1073	23.8	59	0
Opponents	27	666	24.7	56	0

1955 EAGLES STATISTICS



SCHEDULE & RESULTS (4-7-1)				
S-24	W	27-17	New York	29,597
O-01	L	30-31	Washington	31,891
O-09	L	17-21	at Cleveland	43,974
O-15	L	7-13	at Pittsburgh	33,413
O-23	T	24-24	at Chicago Cardinals	24,620
O-30	W	24-0	Pittsburgh	31,164
N-06	L	21-34	at Washington	25,741
N-13	W	33-17	Cleveland	39,303
N-20	L	7-31	at New York	22,075
N-27	L	21-23	Los Angeles	31,648
D-04	W	27-3	Chicago Cardinals	19,478
D-11	L	10-17	at Chicago Bears	34,783

TEAM STATS	EAGLES	OPP
Total First Downs	219	174
Rushing	71	89
Passing	128	69
Penalty	20	16
3rd Down: Made/Att	na	na
3rd Down Pct.	na	na
4th Down: Made/Att	na	na
4th Down Pct.	na	na
Possession Avg.	na	na
Total Net Yards	3789	3231
Avg. Per Game	315.8	269.3
Total Plays	792	727
Avg. Per Play	4.8	4.4
Net Yards Rushing	1317	1637
Avg. Per Game	109.8	136.4
Total Rushes	392	455
Net Yards Passing	2472	1594
Avg. Per Game	206.0	132.8
Sacked/Yards Lost	224	216
Gross Yards	2696	1810
Att./Completions	400/198	272/124
Completion Pct.	49.5	45.6
Had Intercepted	24	16
Punts/Average	61/42.9	74/39.1
Net Punting Avg.	61/39.2	74/37.5
Penalties/Yards	61/542	57/463
Fumbles/Ball Lost	35/21	27/20
Touchdowns	31	28
Rushing	9	12
Passing	19	12
Returns	3	3

Score By Periods	Q1	Q2	Q3	Q4	OT	Pts
Eagles	23	61	61	103	0	248
Opponents	69	54	72	36	0	231

Passing	Att	Cmp	Yds	Cmp%	Y/A	TD	TD%	Int	Int%	Lg	Sk/Lost	Rat
Burk	228	110	1359	48.2	5.96	9	3.9	17	7.5	59	na/192	49.2
Thomason	171	88	1337	51.5	7.82	10	5.8	7	4.1	63t	na/32	80.0
Norton	1	0	0	0.0	0.00	0	0.0	0	0.0	0	0/0	39.6
Eagles	400	198	2696	49.5	6.74	19	4.8	24	6.0	63t	na/224	62.3
Opponents	272	124	1810	45.6	6.65	12	4.4	16	5.9	72t	na/216	58.0

Scoring	TD	Ru	Pa	Rt	PAT	FG	2Pt	Pts
Bielski	1	1	0	0	23/24	9/23	0	56
Pihos	7	0	7	0			0	42
Stribling	6	0	6	0			0	36
Walston	3	0	3	0	6/7	2/3	0	30
Giancanelli	3	2	1	0			0	18
Norton	3	1	1	1			0	18
Bawel	2	0	0	2			0	12
Burk	2	2	0	0			0	12
Wegert	2	2	0	0			0	12
Ledbetter	1	0	1	0			0	6
Parmer	1	1	0	0			0	6
Eagles	31	9	19	3	29/31	11/26	0	248
Opponents	28	12	12	4	27/28	12/23	0	231

Rushing	No.	Yds	Avg	Lg	TD
Giancanelli	97	385	4.0	20	2
Goode LG	83	297	3.6	36	0
Goode TM	76	274	3.6	36	0
Norton	36	144	4.0	23t	1
Burk	36	132	3.7	30	2
Parmer	34	129	3.8	36	1
Wegert	26	120	4.6	38	2
Bielski	28	67	2.4	8	1
Ledbetter	21	48	2.3	7	0
Thomason	17	29	1.7	20	0
Johnson	3	1	0.3	4	0
Taliaferro	3	-2	-0.7	0	0
Walston	1	-3	-3.0	-3	0
Goldston	14	-7	-0.5	7	0
Eagles	392	1317	3.4	38	9
Opponents	455	1637	3.6	51	12

Receiving	No.	Yds	Avg	Lg	TD
Pihos	62	864	13.9	40t	7
Stribling	38	568	14.9	56	6
Walston	27	443	16.4	63t	3
Giancanelli	25	379	15.2	59	1
Goode LG	11	152	13.8	50	0
Goode TM	10	137	13.7	50	0
Norton	11	125	11.4	36t	1
Bielski	8	48	6.0	19	0
Ledbetter	7	88	12.6	37t	1
Taliaferro	3	17	5.7	14	0
Wegert	3	17	5.7	12	0
Goldston	2	8	4.0	9	0
Bawel	1	6	6.0	6	0
Parmer	1	-4	-4.0	-4	0
Eagles	198	2696	13.6	63t	19
Opponents	124	1810	14.6	72t	12

INTs	No.	Yds	Avg	Lg	TD
Bawel	9	168	18.7	42t	2
Hudson	3	48	16.0	25	0
Bednarik	1	36	36.0	36	0
Ricca LG	1	33	33.0	33	0
Bell	1	30	30.0	30	0
Robinson	1	20	20.0	20	0
Carroccio LG	1	7	7.0	7	0
Norton	1	0	0.0	0	0
Eagles	16	302	18.9	42t	2
Opponents	24	228	9.5	53	0

Punting	No.	Yds	Avg	Net	TB	Lg	B
Burk	61	2615	42.9	39.2	1	75	0
Eagles	61	2615	42.9	39.2	1	75	0
Opponents	74	2890	39.1	37.5	1	54	1

Punt Returns	Ret	FC	Yds	Avg	Lg	TD
Norton	20	na	33	1.7	13	0
Bawel	15	na	32	2.1	17	0
Giancanelli	5	na	30	6.0	15	0
Hudson	1	na	0	0.0	0	0
Eagles	41	na	95	2.3	17	0
Opponents	36	na	206	5.7	66t	1

Kickoff Returns	No.	Yds	Avg	Lg	TD
Giancanelli	11	267	24.3	29	0
Bawel	8	169	21.1	41	0
Norton	8	281	35.1	96t	1
Wegert	4	87	21.8	28	0
Snyder	3	34	11.3	14	0
Goode LG	2	36	18.0	20	0
Goode TM	2	36	18.0	20	0
Ledbetter	1	21	21.0	21	0
Sharkey TM	1	11	11.0	11	0
Taliaferro	1	16	16.0	16	0
Eagles	39	922	23.6	96t	1
Opponents	40	987	24.7	61	0

1954 EAGLES STATISTICS



SCHEDULE & RESULTS (7-4-1)				
S-26	W	28-10	Cleveland	26,546
O-03	W	35-16	at Chicago Cardinals	17,084
O-09	W	24-22	Pittsburgh	37,322
O-17	W	49-21	at Washington	22,051
O-23	L	7-17	at Pittsburgh	39,075
O-30	L	14-37	Green Bay	25,378
N-07	W	30-14	Chicago Cardinals	21,963
N-14	L	14-27	at New York	46,565
N-21	L	0-6	at Cleveland	41,537
N-28	W	41-33	Washington	18,517
D-05	T	13-13	at Detroit	54,939
D-12	W	29-14	New York	28,449

TEAM STATS	EAGLES	OPP
Total First Downs	221	171
Rushing	66	64
Passing	139	84
Penalty	16	23
3rd Down: Made/Att	na	na
3rd Down Pct.	na	na
4th Down: Made/Att	na	na
4th Down Pct.	na	na
Possession Avg.	na	na
Total Net Yards	3803	2747
Avg. Per Game	316.9	228.9
Total Plays	802	699
Avg. Per Play	4.7	3.9
Net Yards Rushing	1196	1063
Avg. Per Game	99.7	88.6
Total Rushes	401	354
Net Yards Passing	2607	1684
Avg. Per Game	217.3	140.3
Sacked/Yards Lost	375	346
Gross Yards	2982	2030
Att./Completions	401/206	345/143
Completion Pct.	51.4	41.4
Had Intercepted	30	28
Punts/Average	73/40.0	71/42.3
Net Punting Avg.	73/34.7	71/38.2
Penalties/Yards	85/874	58/589
Fumbles/Ball Lost	38/22	32/22
Touchdowns	39	27
Rushing	4	8
Passing	33	13
Returns	2	6

Score By Periods	Q1	Q2	Q3	Q4	OT	Pts
Eagles	51	93	69	71	0	284
Opponents	52	43	95	40	0	230

Passing	Att	Cmp	Yds	Cmp%	Y/A	TD	TD%	Int	Int%	Lg	Sk/Lost	Rat
Burk	231	123	1740	53.2	7.53	23	10.0	17	7.4	84t	na/183	80.4
Thomason	170	83	1242	48.8	7.31	10	5.9	13	7.6	63	na/192	60.9
Eagles	401	206	2982	51.4	7.44	33	8.2	30	7.5	84t	na/375	72.1
Opponents	345	143	2030	41.4	5.88	13	3.8	28	8.1	72t	na/346	39.9

Scoring	TD	Ru	Pa	Rt	PAT	FG	2Pt	Pts
Walston	11	0	11	0	36/39	4/10	0	114
Pihos	10	0	10	0			0	60
Giancanelli	4	0	4	0			0	24
Ledbetter	4	1	3	0			0	24
Williams	4	1	3	0			0	24
Moselle	3	1	2	0			0	18
Norton	1	0	0	1			0	6
Willey	1	0	0	1			0	6
Worden	1	1	0	0			0	6
Team (s)	0	0	0	0			0	2
Eagles	39	4	33	2	36/39	4/10	0	284
Opponents	27	8	13	6	25/27	13/28	0	230

Rushing	No.	Yds	Avg	Lg	TD
Parmer	119	408	3.4	24	0
Ledbetter	81	241	3.0	14	1
Williams	47	183	3.9	33	1
Worden	58	128	2.2	12	1
Moselle	29	114	3.9	14	1
Giancanelli	33	47	1.4	11	0
Thomason	10	45	4.5	19	0
Burk	15	18	1.2	15	0
Johnson	7	16	2.3	11	0
Pihos	1	-1	-1.0	-1	0
Norton	1	-3	-3.0	-3	0
Eagles	401	1196	3.0	33	4
Opponents	354	1063	3.0	50t	8

Receiving	No.	Yds	Avg	Lg	TD
Pihos	60	872	14.5	34	10
Williams	44	668	15.2	84t	3
Walston	31	581	18.7	75t	11
Moselle	17	242	14.2	38t	2
Ledbetter	15	192	12.8	48t	3
Giancanelli	14	195	13.9	50t	4
Parmer	12	40	3.3	16	0
Worden	7	63	9.0	23	0
Luft	3	59	19.7	30	0
Willey	2	50	25.0	37	0
Johnson	1	20	20.0	20	0
Eagles	206	2982	14.5	84t	33
Opponents	143	2030	14.2	72t	13

INTs	No.	Yds	Avg	Lg	TD
Hudson	8	89	11.1	32	0
Norton	5	110	22.0	69t	1
Robinson	4	41	10.3	18	0
Kilroy	4	29	7.3	19	0
Dowda	2	34	17.0	34	0
Barni	2	0	0.0	0	0
Richardson	1	10	10.0	10	0
Bednarik	1	9	9.0	9	0
Sharkey	1	4	4.0	4	0
Eagles	28	326	11.6	69t	1
Opponents	30	476	15.9	59t	2

Punting	No.	Yds	Avg	Net	TB	Lg	B
Burk	73	2918	40.0	34.7	4	58	0
Eagles	73	2918	40.0	34.7	4	58	0
Opponents	71	3006	42.3	38.2	1	72	0

Punt Returns	Ret	FC	Yds	Avg	Lg	TD
Williams	23	na	153	6.7	25	0
Norton	21	na	89	4.2	18	0
Bednarik	2	na	26	13.0	24	0
Barni	1	na	0	0.0	0	0
Cifelli TM	1	na	0	0.0	0	0
Sharkey	1	na	5	5.0	5	0
Eagles	49	na	273	5.6	25	0
Opponents	49	na	304	6.2	59t	1

Kickoff Returns	No.	Yds	Avg	Lg	TD
Giancanelli	17	387	22.8	33	0
Ledbetter	8	175	21.9	38	0
Moselle	7	149	21.3	27	0
Johnson	6	152	25.3	34	0
Bednarik	3	40	13.3	21	0
Snyder	2	18	9.0	13	0
Roffler	1	19	19.0	19	0
Stevens	1	6	6.0	6	0
Eagles	45	946	21.0	38	0
Opponents	52	1235	23.8	99t	2

1953 EAGLES STATISTICS



SCHEDULE & RESULTS (7-4-1)				
S-27	L	21-31	at San Francisco	27,819
O-02	T	21-21	Washington	19,099
O-10	L	13-37	at Cleveland	45,802
O-17	W	23-7	Pittsburgh	18,681
O-25	W	56-17	at Chicago Cardinals	22,064
N-01	W	35-7	at Pittsburgh	27,547
N-08	W	30-7	New York	24,331
N-15	W	45-14	Baltimore	27,813
N-21	W	38-0	Chicago Cardinals	19,402
N-29	L	28-37	at New York	20,294
D-06	L	0-10	at Washington	21,579
D-13	W	42-27	Cleveland	38,654

TEAM STATS	EAGLES	OPP
Total First Downs	256	186
Rushing	97	69
Passing	144	98
Penalty	15	19
3rd Down: Made/Att	na	na
3rd Down Pct.	na	na
4th Down: Made/Att	na	na
4th Down Pct.	na	na
Possession Avg.	na	na
Total Net Yards	4811	2998
Avg. Per Game	400.9	249.8
Total Plays	848	705
Avg. Per Play	5.7	4.3
Net Yards Rushing	1722	1117
Avg. Per Game	143.5	93.1
Total Rushes	410	331
Net Yards Passing	3089	1881
Avg. Per Game	257.4	156.8
Sacked/Yards Lost	268	408
Gross Yards	3357	2289
Att./Completions	438/224	374/167
Completion Pct.	51.1	44.7
Had Intercepted	31	24
Punts/Average	53/42.4	79/42.5
Net Punting Avg.	53/37.2	79/38.6
Penalties/Yards	84/779	63/606
Fumbles/Ball Lost	37/15	27/17
Touchdowns	49	27
Rushing	22	6
Passing	25	17
Returns	2	4

Score By Periods	Q1	Q2	Q3	Q4	OT	Pts
Eagles	72	94	68	118	0	352
Opponents	54	41	48	72	0	215

Passing	Att	Cmp	Yds	Cmp%	Y/A	TD	TD%	Int	Int%	Lg	Sk/Lost	Rat
Thomason	304	162	2462	53.3	8.10	21	6.9	20	6.6	62t	na/129	75.9
Burk	119	56	788	47.1	6.62	4	3.4	9	7.6	61	na/120	48.6
Gambold	14	6	107	42.9	7.64	0	0.0	2	14.3	41	na/19	30.1
Ziegler	1	0	0	0.0	0.00	0	0.0	0	0.0	0	0/0	39.6
Eagles	438	224	3357	51.1	7.66	25	5.7	31	7.1	62t	na/268	66.2
Opponents	374	167	2289	44.7	6.12	17	4.5	24	6.4	66t	na/408	53.2

Scoring	TD	Ru	Pa	Rt	PAT	FG	2Pt	Pts
Walston	5	0	5	0	45/48	4/13	0	87
Pihos	10	0	10	0			0	60
Johnson	7	5	2	0			0	42
Giancanelli	6	1	5	0			0	36
Ziegler	5	5	0	0			0	30
Williams	4	3	1	0			0	24
Burk	3	3	0	0			0	18
Ledbetter	3	1	2	0			0	18
Parmer	2	2	0	0			0	12
Bednarik	1	0	0	1			0	6
Brewer	1	1	0	0			0	6
Scott	1	0	0	1			0	6
Thomason	1	1	0	0			0	6
Pollard	0	0	0	0	1/1	0/2	0	1
Eagles	49	22	25	2	46/49	4/15	0	352
Opponents	27	6	17	4	26/27	9/18	0	215

Rushing	No.	Yds	Avg	Lg	TD
Johnson	83	439	5.3	66t	5
Williams	61	345	5.7	48t	3
Ziegler	83	320	3.9	52	5
Parmer	38	158	4.2	45	2
Giancanelli	44	131	3.0	30	1
Ledbetter	41	120	2.9	32	1
Brewer	17	85	5.0	19	1
Burk	8	54	6.8	32t	3
Pollard	23	44	1.9	11	0
Thomason	9	23	2.6	20	1
Stringer	1	5	5.0	5	0
Gambold	2	-2	-1.0	0	0
Eagles	410	1722	4.2	66t	22
Opponents	331	1117	3.4	40	6

Receiving	No.	Yds	Avg	Lg	TD
Pihos	63	1049	16.7	59	10
Walston	41	750	18.3	62t	5
Williams	31	438	14.1	40	1
Giancanelli	20	346	17.3	47t	5
Ziegler	15	211	14.1	43	0
Parmer	14	89	6.4	15	0
Ledbetter	13	137	10.5	34t	2
Johnson	12	227	18.9	41	2
Pollard	7	33	4.7	24	0
Brewer	4	43	10.8	16	0
Schnelker	4	34	8.5	12	0
Eagles	224	3357	15.0	62t	25
Opponents	167	2289	13.7	66t	17

INTs	No.	Yds	Avg	Lg	TD
Brookshier	8	41	5.1	22	0
Bednarik	6	116	19.3	41	1
Craft	4	46	11.5	27	0
Hudson	3	74	24.7	42	0
Van Buren	1	13	13.0	13	0
Stringer	1	7	7.0	7	0
Jarmoluk	1	2	2.0	2	0
Eagles	24	299	12.5	42	1
Opponents	31	351	11.3	39	1

Punting	No.	Yds	Avg	Net	TB	Lg	B
Burk	41	1765	43.0	39.3	0	66	0
Bednarik	12	483	40.3	38.1	0	54	0
Eagles	53	2248	42.4	37.2	1	66	0
Opponents	79	3354	42.5	38.6	7	64	0

Punt Returns	Ret	FC	Yds	Avg	Lg	TD
Pollard	20	na	106	5.3	20	0
Williams	15	na	25	1.7	8	0
Johnson	5	na	14	2.8	14	0
Giancanelli	4	na	11	2.8	11	0
Hudson	2	na	10	5.0	10	0
Eagles	46	na	166	3.6	20	0
Opponents	45	na	257	5.7	54	0

Kickoff Returns	No.	Yds	Avg	Lg	TD
Williams	14	343	24.5	62	0
Pollard	13	301	23.2	49	0
Johnson	4	69	17.3	26	0
Giancanelli	2	45	22.5	38	0
Hudson	1	0	0.0	0	0
Parmer	1	18	18.0	18	0
Scott	1	0	0.0	0	0
Stringer	1	11	11.0	11	0
Eagles	37	787	21.3	62	0
Opponents	49	1208	24.7	104t	1

1952 EAGLES STATISTICS



SCHEDULE & RESULTS (7-5)					
S-28	W	31-25	at Pittsburgh	22,501	
O-04	L	7-31	New York	22,512	
O-12	W	26-21	Pittsburgh	18,648	
O-19	L	7-49	Cleveland	27,874	
O-26	W	14-10	at New York	21,458	
N-02	L	10-12	at Green Bay	10,149	
N-09	W	38-20	Washington	16,932	
N-16	W	10-7	Chicago Cardinals	18,406	
N-23	W	28-20	at Cleveland	28,948	
N-30	L	22-28	at Chicago Cardinals	13,577	
D-07	W	38-21	Dallas Texans	18,376	
D-14	L	21-27	at Washington	22,468	

TEAM STATS	EAGLES	OPP
Total First Downs	181	187
Rushing	72	81
Passing	98	93
Penalty	11	13
3rd Down: Made/Att	na	na
3rd Down Pct.	na	na
4th Down: Made/Att	na	na
4th Down Pct.	na	na
Possession Avg.	na	na
Total Net Yards	3335	3150
Avg. Per Game	277.9	262.5
Total Plays	795	751
Avg. Per Play	4.2	4.2
Net Yards Rushing	1370	1396
Avg. Per Game	114.2	116.3
Total Rushes	434	408
Net Yards Passing	1965	1754
Avg. Per Game	163.8	146.2
Sacked/Yards Lost	307	410
Gross Yards	2272	2164
Att./Completions	361/154	343/157
Completion Pct.	42.7	45.8
Had Intercepted	19	20
Punts/Average	83/40.2	88/41.3
Net Punting Avg.	83/33.1	88/35.0
Penalties/Yards	80/747	74/699
Fumbles/Ball Lost	43/22	36/19
Touchdowns	31	38
Rushing	10	10
Passing	13	19
Returns	8	9

Score By Periods	Q1	Q2	Q3	Q4	OT	Pts
Eagles	79	68	40	65	0	252
Opponents	44	85	72	70	0	271

Passing	Att	Cmp	Yds	Cmp%	Y/A	TD	TD%	Int	Int%	Lg	Sk/Lost	Rat
Thomason	212	95	1334	44.8	6.29	8	3.8	9	4.2	44	na/172	60.5
Burk	82	37	561	45.1	6.84	4	4.9	5	6.1	84t	na/108	59.0
Enke	67	22	377	32.8	5.63	1	1.5	5	7.5	65	na/27	26.8
Eagles	361	154	2272	42.7	6.29	13	3.6	19	5.3	84t	na/307	53.9
Opponents	343	157	2164	45.8	6.31	19	5.5	20	5.8	63t	na/410	60.7

Scoring	TD	Ru	Pa	Rt	PAT	FG	2Pt	Pts	INTs	No.	Yds	Avg	Lg	TD
Walston	3	0	3	0	31/31	11/20	0	82	Bawel	8	121	15.1	35	0
Grant	7	0	7	0			0	42	Sutton	3	54	18.0	30	0
Ziegler	4	2	2	0			0	24	Jarmoluk	2	48	24.0	45t	1
Goldston	3	3	0	0			0	18	Bednarik	2	14	7.0	12	0
Brewer	2	2	0	0			0	12	Craft	1	32	32.0	32t	1
Huzvar	2	2	0	0			0	12	Sears	1	9	9.0	9t	1
Jarmoluk	2	0	0	2			0	12	Stringer	1	9	9.0	9	0
Pihos	2	0	1	1			0	12	Scott TM	1	0	0.0	0	0
Van Buren (s)	1	0	0	1			0	8	Wiley	1	0	0.0	0	0
Bawel	1	0	0	1			0	6	Ferris LG	0	3	--	3	0
Craft	1	0	0	1			0	6	Ferris TM	0	3	--	3	0
Ferris LG	1	1	0	0			0	6	Eagles	20	290	14.5	45t	3
Pollard	1	1	0	0			0	6	Opponents	19	187	9.8	38t	1
Sears	1	0	0	1			0	6						
Stevens	1	0	0	1			0	6						

Punting	No.	Yds	Avg	Net	TB	Lg	B
Burk	83	3335	40.2	33.1	1	68	2
Eagles	83	3335	40.2	33.1	1	68	2
Opponents	88	3630	41.3	35.0	5	63	0

Rushing	No.	Yds	Avg	Lg	TD
Huzvar	105	349	3.3	26	2
Goldston	65	210	3.2	20	3
Brewer	50	188	3.8	71t	2
Pollard	55	186	3.4	23	1
Ziegler	67	172	2.6	12	2
Stevens	33	95	2.9	36	0
Thomason	17	88	5.2	23	0
Burk	7	28	4.0	12	0
Enke	14	25	1.8	12	0
Parmer	12	23	1.9	8	0
Ferris LG	11	22	2.0	11t	1
Stringer	2	5	2.5	3	0
Van Buren	7	1	0.1	6	0
Eagles	434	1370	3.2	71t	10
Opponents	408	1396	3.4	40	10

Punt Returns	Ret	FC	Yds	Avg	Lg	TD
Bawel	34	na	261	7.7	52t	1
Stevens	16	na	172	10.8	56t	1
Ferris LG	2	na	11	5.5	11	0
Walston	2	na	13	6.5	13	0
Van Buren	1	na	0	0.0	0	0
Eagles	53	na	446	8.4	56t	2
Opponents	55	na	571	10.4	74t	1

Receiving	No.	Yds	Avg	Lg	TD
Grant	56	997	17.8	84t	7
Walston	26	469	18.0	65	3
Stevens	13	174	13.4	39	0
Huzvar	13	37	2.8	12	0
Pihos	12	219	18.3	47	1
Ziegler	8	120	15.0	37	2
Pollard	8	59	7.4	14	0
Brewer	5	19	3.8	12	0
Van Buren	4	73	18.3	38	0
Bawel	2	60	30.0	52	0
Enke	2	19	9.5	18	0
Goldston	2	12	6.0	8	0
Parmer	2	10	5.0	8	0
Ferris LG	1	8	8.0	8	0
Stringer	1	4	4.0	4	0
Eagles	154	2272	14.8	84t	13
Opponents	157	2164	13.8	63t	19

1951 EAGLES STATISTICS



SCHEDULE & RESULTS (4-8)				
S-30	W	17-14	at Chicago Cardinals	16,129
O-06	W	21-14	San Francisco	23,432
O-14	L	24-37	at Green Bay	18,489
O-21	L	24-26	at NY Giants	28,656
O-28	L	23-27	Washington	20,437
N-04	W	34-13	at Pittsburgh	19,649
N-11	L	17-20	at Cleveland	36,571
N-18	L	10-28	Detroit	25,350
N-25	L	13-17	Pittsburgh	15,537
D-02	W	35-21	at Washington	23,738
D-09	L	7-23	New York Giants	19,322
D-16	L	9-24	Cleveland	16,263

TEAM STATS	EAGLES	OPP
Total First Downs	200	183
Rushing	111	92
Passing	73	77
Penalty	16	14
3rd Down: Made/Att	na	na
3rd Down Pct.	na	na
4th Down: Made/Att	na	na
4th Down Pct.	na	na
Possession Avg.	na	na
Total Net Yards	3052	3294
Avg. Per Game	254.3	274.5
Total Plays	793	749
Avg. Per Play	3.8	4.4
Net Yards Rushing	1562	1816
Avg. Per Game	130.2	151.3
Total Rushes	509	462
Net Yards Passing	1490	1478
Avg. Per Game	124.2	123.2
Sacked/Yards Lost	223	270
Gross Yards	1713	1748
Att./Completions	284/120	287/119
Completion Pct.	42.3	41.5
Had Intercepted	29	18
Punts/Average	77/39.1	70/44.4
Net Punting Avg.	77/35.5	70/36.1
Penalties/Yards	51/428	53/458
Fumbles/Ball Lost	36/18	28/19
Touchdowns	31	32
Rushing	13	12
Passing	17	17
Returns	1	3

Score By Periods	Q1	Q2	Q3	Q4	OT	Pts
Eagles	44	75	53	62	0	234
Opponents	34	55	91	84	0	264

Passing	Att	Cmp	Yds	Cmp%	Y/A	TD	TD%	Int	Int%	Lg	Sk/Lost	Rat
Burk	218	92	1329	42.2	6.10	14	6.4	23	10.6	53t	na/179	44.5
Rauch LG	94	30	288	31.9	3.06	1	1.1	4	4.3	39t	na/87	27.3
Rauch TM	12	5	51	41.7	4.25	0	0.0	1	8.3	18	na/33	19.8
Mackrides	54	23	333	42.6	6.17	3	5.6	5	9.3	43t	na/11	43.2
Eagles	284	120	1713	42.3	6.03	17	6.0	29	10.2	53t	na/223	42.8
Opponents	287	119	1748	41.5	6.09	17	5.9	18	6.3	53t	na/270	55.6

Scoring	TD	Ru	Pa	Rt	PAT	FG	2Pt	Pts
Walston	8	0	8	0	28/31	6/11	0	94
S. Van Buren	6	6	0	0			0	36
Pihos	5	0	5	0			0	30
Scott	4	1	3	0			0	24
Parmer	2	2	0	0			0	12
Sandifer	2	1	1	0			0	12
Ziegler	2	2	0	0			0	12
Burk	1	1	0	0			0	6
Cowhig	1	0	0	1			0	6
Stickel (s)	0	0	0	0			0	2
Eagles	31	13	17	1	28/31	6/11	0	234
Opponents	32	12	17	3	31/32	13/21	0	264

Rushing	No.	Yds	Avg	Lg	TD
Ziegler	113	418	3.7	34	2
S. Van Buren	112	327	2.9	17	6
Parmer	92	316	3.4	15t	2
Scott	45	161	3.6	40	1
Pollard LG	26	121	4.7	28	0
Pollard TM	24	119	5.0	28	0
Sandifer	35	113	3.2	13	1
E. Van Buren	16	60	3.8	11	0
Rauch LG	7	26	3.7	11	0
Rauch TM	6	21	3.5	11	0
Burk	28	12	0.4	11	1
Mackrides	7	9	1.3	3	0
Pritchard TM	31	6	0.2	9	0
Eagles	509	1562	3.1	40	13
Opponents	462	1816	3.9	80t	12

Receiving	No.	Yds	Avg	Lg	TD
Pihos	35	536	15.3	38t	5
Walston	31	512	16.5	43t	8
Parmer	13	80	6.2	16	0
Scott	10	212	21.2	53t	3
Pritchard TM	8	103	12.9	38	0
Ziegler	8	59	7.4	19	0
S. Van Buren	4	28	7.0	18	0
O'Quinn TM	3	58	19.3	34	0
Armstrong	3	44	14.7	18	0
Pollard LG	3	35	11.7	18	0
Pollard TM	3	17	5.7	9	0
Sandifer	2	36	18.0	30t	1
Lindskog	0	21	---	21	0
Magee	0	7	---	7	0
Eagles	120	1713	14.3	53t	17
Opponents	119	1748	14.7	53t	17

INTs	No.	Yds	Avg	Lg	TD
Reagan	4	60	15.0	44	0
Armstrong	4	18	4.5	18	0
Craft	2	61	30.5	26	0
Pihos	2	30	15.0	30	0
Sutton	2	8	4.0	8	0
Sandifer	1	28	28.0	28	0
E. Van Buren	1	23	23.0	23	0
McHugh	1	19	19.0	19	0
Jarmoluk	1	9	9.0	9	0
Eagles	18	256	14.2	49	0
Opponents	29	475	16.4	88t	2

Punting	No.	Yds	Avg	Net	TB	Lg	B
Burk	67	2646	39.5	36.3	1	60	0
Reagan	10	367	36.7	36.7	0	48	0
Eagles	77	3013	39.1	35.5	1	60	0
Opponents	70	3108	44.4	36.1	10	66	0

Punt Returns	Ret	FC	Yds	Avg	Lg	TD
Pollard LG	18	na	148	8.2	23	0
Pollard TM	15	na	114	7.6	23	0
Sandifer	14	na	137	9.8	26	0
Pritchard TM	7	na	50	7.1	21	0
Scott	4	na	72	18.0	30	0
Craft	2	na	0	0.0	0	0
Grant	1	na	9	9.0	9	0
Eagles	43	na	382	8.9	30	0
Opponents	34	na	261	7.7	71t	1

Kickoff Returns	No.	Yds	Avg	Lg	TD
Pollard LG	19	464	24.4	45	0
Pollard TM	14	326	23.3	36	0
Sandifer	8	147	18.4	40	0
Scott	8	171	21.4	30	0
Pritchard TM	5	81	16.2	20	0
Walston	5	57	11.4	17	0
Pihos	3	40	13.3	20	0
Craft	2	53	26.5	38	0
Barnes	1	15	15.0	15	0
Cowhig	1	12	12.0	12	0
Kilroy	1	18	18.0	18	0
Eagles	48	920	19.2	40	0
Opponents	42	923	22.0	38	0

1950 EAGLES STATISTICS



SCHEDULE & RESULTS (6-6)				
S-16	L	10-35	Cleveland	71,237
S-24	W	45-7	at Chicago Cardinals	24,914
O-07	W	56-20	Los Angeles	24,134
O-15	W	24-14	at Baltimore	14,413
O-22	W	17-10	at Pittsburgh	35,662
N-09	W	35-3	Washington	33,707
N-05	L	7-9	Pittsburgh	24,629
N-12	W	33-0	at Washington	29,407
N-19	L	10-14	Chicago Cardinals	28,368
N-26	L	3-7	at NY Giants	24,093
D-03	L	7-13	at Cleveland	37,490
D-10	L	7-9	New York Giants	26,440

TEAM STATS	EAGLES	OPP
Total First Downs	231	141
Rushing	142	66
Passing	79	65
Penalty	10	10
3rd Down: Made/Att	na	na
3rd Down Pct.	na	na
4th Down: Made/Att	na	na
4th Down Pct.	na	na
Possession Avg.	na	na
Total Net Yards	4014	3049
Avg. Per Game	334.5	254.1
Total Plays	866	668
Avg. Per Play	4.6	4.6
Net Yards Rushing	2328	1603
Avg. Per Game	194.0	133.6
Total Rushes	581	391
Net Yards Passing	1686	1446
Avg. Per Game	140.5	120.5
Sacked/Yards Lost	150	175
Gross Yards	1836	1621
Att./Completions	285/121	277/102
Completion Pct.	42.5	36.8
Had Intercepted	28	31
Punts/Average	56/41.4	77/38.9
Net Punting Avg.	56/33.0	77/33.2
Penalties/Yards	63/612	73/590
Fumbles/Ball Lost	32/15	32/17
Touchdowns	33	17
Rushing	13	5
Passing	15	10
Returns	5	2

Score By Periods	Q1	Q2	Q3	Q4	OT	Pts
Eagles	47	80	48	79	0	254
Opponents	43	20	57	21	0	141

Passing	Att	Cmp	Yds	Cmp%	Y/A	TD	TD%	Int	Int%	Lg	Sk/Lost	Rat
Thompson	239	107	1608	44.8	6.73	11	4.6	22	9.2	75	na/142	44.4
Mackrides	46	14	228	30.4	4.96	4	8.7	6	13.0	59	na/8	37.5
Eagles	285	121	1836	42.5	6.44	15	5.3	28	9.8	75	na/150	42.3
Opponents	277	102	1621	36.8	5.85	10	3.6	31	11.2	69t	na/175	29.6

Scoring	TD	Ru	Pa	Rt	PAT	FG	2Pt	Pts
Patton	0	0	0	0	32/33	8/17	0	56
Parmer	8	7	1	0			0	48
Pihos	6	0	6	0			0	36
Van Buren	4	4	0	0			0	24
Ferrante	3	0	3	0			0	18
Ledbetter	3	1	2	0			0	18
Ziegler	3	1	2	0			0	18
Armstrong	1	0	1	0			0	6
Craft	1	0	0	1			0	6
Green	1	0	0	1			0	6
Muha	1	0	0	1	0/0	0/5	0	6
Reagan	1	0	0	1			0	6
Willey	1	0	0	1			0	6
Eagles	33	13	15	5	32/33	8/22	0	254
Opponents	17	5	10	2	15/16	8/18	0	141

Rushing	No.	Yds	Avg	Lg	TD
Ziegler	172	733	4.3	52	1
Van Buren	188	629	3.3	41	4
Ledbetter	67	320	4.8	23	1
Parmer	60	203	3.4	27	7
Myers	29	159	5.5	42	0
Mackrides	21	82	3.9	18	0
Reagan	3	55	18.3	40	0
Craft	8	52	6.5	19	0
Scott	13	46	3.5	22	0
Thompson	15	34	2.3	7	0
Boedeker LG	8	16	2.0	8	0
McHugh	4	14	3.5	5	0
Sandifer LG	1	3	3.0	3	0
Sutton	1	1	1.0	1	0
Eagles	581	2328	4.0	52	13
Opponents	391	1603	4.1	74	5

Receiving	No.	Yds	Avg	Lg	TD
Pihos	38	447	11.8	43	6
Ferrante	35	588	16.8	75	3
Ziegler	13	216	16.6	48t	2
Myers	12	204	17.0	39	0
Armstrong	8	124	15.5	36	1
Parmer	6	103	17.2	59	1
Ledbetter	4	81	20.3	29	2
Van Buren	2	34	17.0	29	0
Hix	2	25	12.5	20	0
Craft	1	14	14.0	14	0
Boedeker LG	1	10	10.0	10	0
Eagles	121	1836	15.2	75	15
Opponents	102	1621	15.9	69t	10

INTs	No.	Yds	Avg	Lg	TD
Sutton	8	67	8.4	32	0
Craft	7	70	10.0	29	0
Reagan	4	132	33.0	47	1
McHugh	4	34	8.5	27	0
Armstrong	3	4	1.3	4	0
Muha	2	40	20.0	21	1
Sandifer LG	2	27	13.5	27	0
Willey	1	41	41.0	41t	1
Bednarik	1	9	9.0	9	0
Wojciechowicz	1	4	4.0	4	0
Eagles	31	401	12.9	47	3
Opponents	28	289	10.3	36	1

Punting	No.	Yds	Avg	Net	TB	Lg	B
Reagan	54	2270	42.0	34.2	3	68	0
Muha	2	48	24.0	24.0	0	48	1
Eagles	56	2318	41.4	33.0	4	68	1
Opponents	77	2995	38.9	33.2	2	60	1

Punt Returns	Ret	FC	Yds	Avg	Lg	TD
Craft	19	na	113	5.9	13	0
Sandifer LG	15	na	155	10.3	39	0
Sandifer TM	15	na	155	10.3	39	0
Sutton	9	na	75	8.3	14	0
Reagan	6	na	38	6.3	12	0
Boedeker LG	5	na	49	9.8	12	0
Ziegler	3	na	20	6.7	12	0
Eagles	52	na	401	7.7	39	0
Opponents	32	na	392	12.3	82t	1

Kickoff Returns	No.	Yds	Avg	Lg	TD
Craft	10	327	32.7	103t	1
Ziegler	10	204	20.4	28	0
Sandifer LG	5	108	21.6	36	0
Sandifer TM	4	89	22.3	36	0
Van Buren	5	110	22.0	26	0
McHugh	2	45	22.5	28	0
Muha	2	28	14.0	19	0
Myers	2	25	12.5	14	0
Boedeker LG	1	20	20.0	20	0
Green	1	14	14.0	14	0
Maronic	1	4	4.0	4	0
Sutton	1	21	21.0	21	0
Eagles	38	867	22.8	103t	1
Opponents	38	834	21.9	58	0

1949 EAGLES STATISTICS



SCHEDULE & RESULTS (11-1)				
S-22	W	7-0	at NY Bulldogs	4,355
O-03	W	22-14	at Detroit	20,163
O-08	W	28-3	Chicago Cardinals	33,716
O-16	L	21-38	at Chicago Bears	47,248
O-23	W	49-14	Washington	28,602
O-30	W	38-7	at Pittsburgh	37,840
N-06	W	38-14	LA Rams	38,230
N-13	W	44-21	at Washington	31,170
N-20	W	42-0	NY Bulldogs	22,165
N-27	W	34-17	Pittsburgh	22,191
D-04	W	24-3	at NY Giants	25,446
D-11	W	17-3	New York Giants	21,022
NFL CHAMPIONSHIP				
D-18	W	14-0	at LA Rams	22,245

TEAM STATS	EAGLES	OPP
Total First Downs	243	148
Rushing	143	60
Passing	87	68
Penalty	13	20
3rd Down: Made/Att	na	na
3rd Down Pct.	na	na
4th Down: Made/Att	na	na
4th Down Pct.	na	na
Possession Avg.	na	na
Total Net Yards	4448	2467
Avg. Per Game	370.7	205.6
Total Plays	883	656
Avg. Per Play	5.0	3.8
Net Yards Rushing	2607	1217
Avg. Per Game	217.3	101.4
Total Rushes	632	353
Net Yards Passing	1824	1248
Avg. Per Game	152.0	104.0
Sacked/Yards Lost	85	359
Gross Yards	1909	1607
Att./Completions	251/130	303/121
Completion Pct.	51.8	39.9
Had Intercepted	14	29
Punts/Average	53/40.8	81/38.6
Net Punting Avg.	53/31.3	81/30.5
Penalties/Yards	81/729	62/533
Fumbles/Ball Lost	29/12	30/14
Touchdowns	48	17
Rushing	25	5
Passing	18	11
Returns	5	1

Score By Periods	Q1	Q2	Q3	Q4	OT	Pts
Eagles	72	122	98	72	0	364
Opponents	48	24	31	31	0	134

Passing	Att	Cmp	Yds	Cmp%	Y/A	TD	TD%	Int	Int%	Lg	Sk/Lost	Rat
Thompson	214	116	1727	54.2	8.07	16	7.5	11	5.1	75t	na/73	84.4
Mackrides	36	14	182	38.9	5.06	2	5.6	2	5.6	37	na/12	34.5
Pritchard	1	0	0	0.0	0.00	0	0.0	1	100.0	0	0/0	0.0
Eagles	251	130	1909	51.8	7.61	18	7.2	14	5.6	75t	na/85	77.6
Opponents	303	121	1607	39.9	5.30	11	3.6	29	9.6	63t	na/359	30.0

Scoring	TD	Ru	Pa	Rt	PAT	FG	2Pt	Pts
Van Buren	12	11	1	0			0	72
Patton	0	0	0	0	42/43	9/18	0	69
Armstrong	5	0	5	0			0	30
Ferrante	5	0	5	0			0	30
Parmer	5	5	0	0			0	30
Pritchard	5	3	2	0			0	30
Pihos	4	0	4	0			0	24
Scott	3	1	1	1			0	18
Thompson	2	2	0	0			0	12
Muha	1	0	0	1	5/5	0/1	0	11
Craft	1	0	0	1			0	6
Mackrides	1	1	0	0			0	6
McHugh	1	0	0	1			0	6
Myers	1	1	0	0			0	6
Reagan	1	0	0	1			0	6
Ziegler	1	1	0	0			0	6
Gianelli (s)	0	0	0	0			0	2
Eagles	48	25	18	5	47/48	9/19	0	364
Opponents	17	5	11	1	17/17	5/8	0	134

Rushing	No.	Yds	Avg	Lg	TD
Van Buren	263	1146	4.4	41	11
Pritchard	84	506	6.0	77t	3
Ziegler	84	283	3.4	41	1
Parmer	66	234	3.5	34	5
Scott	40	195	4.9	39	1
Myers	48	182	3.8	12	1
Muha	3	19	6.3	13	0
Mackrides	14	17	1.2	17	1
Thompson	15	17	1.1	5	2
Craft	11	5	0.5	6	0
McHugh	2	5	2.5	5	0
Kish	2	-2	-1.0	0	0
Eagles	632	2607	4.1	77t	25
Opponents	353	1217	3.4	54t	5

Receiving	No.	Yds	Avg	Lg	TD
Ferrante	34	508	14.9	64t	5
Pihos	34	484	14.2	49	4
Armstrong	24	271	11.3	45t	5
Pritchard	8	185	23.1	75t	2
Scott	8	148	18.5	70t	1
Myers	7	98	14.0	26	0
Parmer	5	33	6.6	30	0
Van Buren	4	88	22.0	50t	1
Ziegler	3	33	11.0	24	0
Craft	1	37	37.0	37	0
Humbert	1	14	14.0	14	0
Muha	1	10	10.0	10	0
Eagles	130	1909	14.7	75t	18
Opponents	121	1607	13.3	63t	11

INTs	No.	Yds	Avg	Lg	TD
Reagan	7	146	20.9	52	0
Humbert	7	69	9.9	37	0
McHugh	6	89	14.8	36	1
Muha	2	31	15.5	28t	1
Wojciechowicz	2	26	13.0	16	0
Parmer	2	12	6.0	12	0
Craft	1	17	17.0	17	0
Ziegler	1	16	16.0	16	0
Jarmoluk LG	1	3	3.0	3	0
Jarmoluk TM	1	3	3.0	3	0
Eagles	29	409	14.1	52	2
Opponents	14	241	17.2	54t	1

Punting	No.	Yds	Avg	Net	TB	Lg	B
Muha	45	1800	40.0	31.2	6	59	0
Reagan	8	362	45.3	37.6	0	63	0
Eagles	53	2162	40.8	31.3	6	63	0
Opponents	81	3127	38.6	30.5	4	64	5

Punt Returns	Ret	FC	Yds	Avg	Lg	TD
Reagan	21	na	266	12.7	42	1
Pritchard	13	na	99	7.6	23	0
Scott	5	na	114	22.8	70t	1
Craft	3	na	50	16.7	19	0
McHugh	3	na	26	8.7	20	0
Ziegler	2	na	20	10.0	10	0
Muha	1	na	2	2.0	2	0
Eagles	48	na	577	12.0	70t	2
Opponents	36	na	384	10.7	49	0

Kickoff Returns	No.	Yds	Avg	Lg	TD
Van Buren	12	288	24.0	35	0
Pritchard	5	99	19.8	36	0
Green	2	33	16.5	18	0
Myers	2	27	13.5	21	0
Muha	1	20	20.0	20	0
Pihos	1	0	0.0	0	0
Scott	1	54	54.0	54	0
Ziegler	1	21	21.0	21	0
Eagles	25	542	21.7	54	0
Opponents	53	1087	20.5	40	0

1948 EAGLES STATISTICS



SCHEDULE & RESULTS (9-2-1)				
S-24	L	14-21	at Chicago Cardinals	24,159
O-03	T	28-28	at LA Rams	24,597
O-10	W	45-0	New York Giants	22,804
O-17	W	45-0	at Washington	35,580
O-24	W	12-7	Chicago Bears	36,227
O-31	W	34-7	at Pittsburgh	32,859
N-07	W	35-14	at NY Giants	24,983
N-14	W	45-0	Boston Yanks	22,958
N-21	W	42-21	Washington	36,254
N-28	W	17-0	Pittsburgh	22,001
D-05	L	14-37	at Boston	9,652
D-12	W	45-21	Detroit	15,322
NFL CHAMPIONSHIP				
D-19	W	7-0	Chicago Cardinals	28,864

TEAM STATS	EAGLES	OPP				
Total First Downs	241	158				
Rushing	119	62				
Passing	99	83				
Penalty	23	13				
3rd Down: Made/Att	na	na				
3rd Down Pct.	na	na				
4th Down: Made/Att	na	na				
4th Down Pct.	na	na				
Possession Avg.	na	na				
Total Net Yards	4577	2967				
Avg. Per Game	381.4	247.3				
Total Plays	829	714				
Avg. Per Play	5.5	4.2				
Net Yards Rushing	2378	1209				
Avg. Per Game	198.2	100.8				
Total Rushes	528	376				
Net Yards Passing	2167	1749				
Avg. Per Game	180.6	145.8				
Sacked/Yards Lost	74	202				
Gross Yards	2241	1951				
Att./Completions	301/159	338/139				
Completion Pct.	52.8	41.1				
Had Intercepted	16	23				
Punts/Average	62/45.9	88/38.8				
Net Punting Avg.	62/38.0	88/31.3				
Penalties/Yards	86/773	87/860				
Fumbles/Ball Lost	35/18	33/16				
Touchdowns	50	22				
Rushing	21	5				
Passing	27	14				
Returns	2	3				
Score By Periods						
	Q1	Q2	Q3	Q4	OT	Pts
Eagles	83	121	73	99	0	376
Opponents	17	56	28	55	0	156

Passing	Att	Cmp	Yds	Cmp%	Y/A	TD	TD%	Int	Int%	Lg	Sk/Lost	Rat
Thompson	246	141	1965	57.3	7.99	25	10.2	11	4.5	70t	na/74	98.4
Mackrides	53	18	276	34.0	5.21	2	3.8	4	7.5	28	0/0	25.1
Steele	1	0	0	0.0	0.00	0	0.0	1	100.0	0	0/0	0.0
Van Buren	1	0	0	0.0	0.00	0	0.0	0	0.0	0	0/0	39.6
Eagles	301	159	2241	52.8	7.45	27	9.0	16	5.3	70t	na/74	84.9
Opponents	338	139	1951	41.1	5.77	14	4.1	23	6.8	83	na/202	45.9

Scoring	TD	Ru	Pa	Rt	PAT	FG	2Pt	Pts	INTs	No.	Yds	Avg	Lg	TD
Patton	0	0	0	0	50/50	8/12	0	74	Steele	6	55	9.2	33	0
Pihos	11	0	11	0			0	66	Humbert	4	35	8.8	20	0
Van Buren	10	10	0	0			0	60	Kish	3	32	10.7	22	0
Pritchard	8	4	2	2			0	48	Van Buren	2	32	16.0	20	0
Ferrante	7	0	7	0			0	42	Armstrong	2	30	15.0	19	0
Armstrong	3	0	3	0			0	18	McHugh	2	27	13.5	15	0
Parmer	3	3	0	0			0	18	Myers	2	9	4.5	8	0
Craft	2	0	2	0			0	12	Parmer	1	6	6.0	6	0
Steele	2	1	1	0			0	12	Wojciechowicz	1	2	2.0	2	0
Kish	1	1	0	0			0	6	Eagles	23	228	9.9	33	0
Muha	1	0	1	0	0/0	0/5	0	6	Opponents	16	257	16.1	89t	2
Myers	1	1	0	0			0	6						
Thompson	1	1	0	0			0	6						
Barnes (s)	0	0	0	0			0	2						
Eagles	50	21	27	2	50/50	8/17	0	376						
Opponents	22	5	14	3	21/21	1/5	0	156						

Punting	No.	Yds	Avg	Net	TB	Lg	B
Muha	57	2694	47.3	40.2	4	82	0
Palmer	4	148	37.0	37.0	0	47	0
Johnson	1	5	5.0	5.0	0	5	1
Eagles	62	2847	45.9	38.0	4	82	1
Opponents	88	3412	38.8	31.3	5	66	0

Punt Returns	Ret	FC	Yds	Avg	Lg	TD
Pritchard	24	na	282	11.8	55t	1
McHugh	18	na	220	12.2	55	0
Craft	3	na	32	10.7	17	0
Humbert	2	na	7	3.5	7	0
Doss	1	na	0	0.0	0	0
Kish	1	na	0	0.0	0	0
Palmer	1	na	8	8.0	8	0
Steele	1	na	5	5.0	5	0
Eagles	51	na	554	10.9	55t	1
Opponents	38	na	411	10.8	38	0

Kickoff Returns	No.	Yds	Avg	Lg	TD
Van Buren	14	292	20.9	34	0
Pritchard	9	249	27.7	50	0
Green	2	24	12.0	21	0
Steele	2	30	15.0	20	0
Doss	1	26	26.0	26	0
Palmer	1	20	20.0	20	0
Parmer	1	14	14.0	14	0
Pihos	1	9	9.0	9	0
Steinke	1	17	17.0	17	0
Eagles	32	681	21.3	50	0
Opponents	48	990	20.6	48	0

Receiving	No.	Yds	Avg	Lg	TD
Pihos	46	766	16.7	48	11
Ferrante	28	444	15.9	66t	7
Pritchard	27	252	9.3	34t	2
Armstrong	24	325	13.5	33	3
Van Buren	10	96	9.6	34	0
Doss	8	96	12.0	30	0
Myers	7	57	8.1	31	0
Craft	4	138	34.5	70t	2
Steele	2	43	21.5	32t	1
Muha	2	22	11.0	20t	1
Humbert	1	2	2.0	2	0
Eagles	159	2241	14.1	70t	27
Opponents	139	1951	14.0	83	14

1947 EAGLES STATISTICS



SCHEDULE & RESULTS (8-4)				
S-28	W	45-42	Washington	35,406
O-05	W	23-0	NY Giants	29,823
O-12	L	7-40	at Chicago Bears	34,338
O-19	L	24-35	at Pittsburgh	33,538
O-26	W	14-7	LA Rams	36,364
N-02	W	38-14	at Washington	36,591
N-09	W	41-24	at NY Giants	29,016
N-16	W	32-0	Boston Yanks	26,498
N-23	L	14-21	at Boston Yanks	15,628
N-30	W	21-0	Pittsburgh	37,218
D-07	L	21-45	Chicago Cardinals	32,322
D-14	W	28-14	Green Bay	24,216
NFC DIVISIONAL PLAYOFF				
D-21	W	21-0	at Pittsburgh	35,729
NFL CHAMPIONSHIP				
D-28	L	21-28	at Chicago Cardinals	30,759

TEAM STATS	EAGLES	OPP
Total First Downs	203	188
Rushing	109	75
Passing	68	86
Penalty	26	27
3rd Down: Made/Att	na	na
3rd Down Pct.	na	na
4th Down: Made/Att	na	na
4th Down Pct.	na	na
Possession Avg.	na	na
Total Net Yards	3625	3579
Avg. Per Game	302.1	298.3
Total Plays	697	714
Avg. Per Play	5.2	5.0
Net Yards Rushing	1971	1329
Avg. Per Game	164.3	110.8
Total Rushes	474	380
Net Yards Passing	1626	2220
Avg. Per Game	135.5	185.0
Sacked/Yards Lost	na/135	na/190
Gross Yards	1761	2410
Att./Completions	223/116	334/151
Completion Pct.	52.0	45.2
Had Intercepted	19	23
Punts/Average	63/42.3	70/38.4
Net Punting Avg.	63/36.2	71/27.9
Penalties/Yards	92/848	110/1017
Fumbles/Ball Lost	37/14	28/13
Touchdowns	43	34
Rushing	21	12
Passing	18	19
Returns	4	3

Score By Periods	Q1	Q2	Q3	Q4	OT	Pts
Eagles	88	66	82	72	0	308
Opponents	27	63	47	105	0	242

Passing	Att	Cmp	Yds	Cmp%	Y/A	TD	TD%	Int	Int%	Lg	Sk/Lost	Rat
Thompson	201	106	1680	52.7	8.36	16	8.0	15	7.5	69t	na	76.3
Mackrides	17	8	58	47.1	3.41	2	11.8	3	17.6	15	na	55.1
Sherman	5	2	23	40.0	4.60	0	0.0	1	20.0	13	na	15.0
Eagles	223	116	1761	52.0	7.90	18	8.1	19	8.5	69t	na/135	69.7
Opponents	334	151	2410	45.2	7.22	19	5.7	23	6.9	74t	na/190	60.1

Scoring	TD	Ru	Pa	Rt	PAT	FG	2Pt	Pts
Van Buren	14	13	0	1			0	84
Pihos	8	0	7	1			0	48
Patton	0	0	0	0	36/40	3/14	0	45
Ferrante	4	0	4	0			0	24
Pritchard	4	1	3	0			0	24
Muha	2	1	0	1	0/0	1/5	0	15
Armstrong	2	0	2	0			0	12
McHugh	2	1	0	1			0	12
Thompson	2	2	0	0			0	12
Craft	1	0	1	0			0	6
Mackrides	1	1	0	0			0	6
Sherman	1	1	0	0			0	6
Steele	1	1	0	0			0	6
Steinke	1	0	1	0			0	6
Kekeris	0	0	0	0	2/3	0/1	0	2
Eagles	43	21	18	4	38/43	4/20	0	308
Opponents	34	12	19	3	32/34	2/10	0	242

Rushing	No.	Yds	Avg	Lg	TD
Van Buren	217	1008	4.6	45	13
Pritchard	69	294	4.3	31	1
McHugh	22	171	7.8	41	1
Steele	26	138	5.3	49	1
Muha	27	107	4.0	28t	1
Macioszczyk	30	104	3.5	11	0
Thompson	23	52	2.3	16	2
Steinke	16	50	3.1	15	0
Doss	11	45	4.1	20	0
Sherman	17	17	1.0	16	1
Hinkle	1	2	2.0	2	0
Craft	5	-1	-0.2	4	0
Kish	3	-1	-0.3	1	0
Mackrides	7	-15	-2.1	2t	1
Eagles	474	1971	4.2	49	21
Opponents	380	1329	3.5	47	12

Receiving	No.	Yds	Avg	Lg	TD
Pihos	23	382	16.6	66t	7
Ferrante	18	341	18.9	54t	4
Armstrong	17	197	11.6	46	2
Pritchard	16	315	19.7	69t	3
Humbert	13	139	10.7	19	0
Van Buren	9	79	8.8	35	0
Steinke	4	90	22.5	60t	1
Steele	4	62	15.5	44	0
Macioszczyk	3	20	6.7	8	0
Craft	2	66	33.0	34	1
Doss	2	17	8.5	19	0
McHugh	2	16	8.0	10	0
Prescott	1	15	15.0	15	0
Kish	1	12	12.0	12	0
Muha	1	10	10.0	10	0
Eagles	116	1761	15.2	69t	18
Opponents	151	2410	16.0	74t	19

INTs	No.	Yds	Avg	Lg	TD
Steele	6	103	17.2	42	0
McHugh	3	52	17.3	48	0
Prescott	3	5	1.7	5	0
Doss	2	31	15.5	23	0
Humbert	2	12	6.0	12	0
Kish	1	37	37.0	37	0
Steinke	1	17	17.0	17	0
Lindskog	1	15	15.0	15	0
Pritchard	1	12	12.0	12	0
Wojciechowicz	1	3	3.0	3	0
Craft	1	0	0.0	0	0
Van Buren	1	0	0.0	0	0
Eagles	23	287	12.5	48	0
Opponents	19	236	12.4	59t	2

Punting	No.	Yds	Avg	Net	TB	Lg	B
Muha	53	2303	43.5	38.2	2	75	0
Kish	8	301	37.6	37.6	0	47	0
Pritchard	2	64	32.0	32.0	0	36	0
Eagles	63	2668	42.3	36.2	2	75	0
Opponents	70	2690	38.4	27.9	1	74	1

Punt Returns	Ret	FC	Yds	Avg	Lg	TD
Pritchard	24	na	271	11.3	30	0
Steele	11	na	183	16.6	42	0
McHugh	10	na	156	15.6	69t	1
Steinke	6	na	69	11.5	30	0
Craft	1	na	5	5.0	5	0
Pihos	1	na	26	26.0	26t	1
Sears	1	na	6	6.0	6	0
Eagles	54	na	716	13.3	69t	2
Opponents	32	na	350	10.9	23	0

Kickoff Returns	No.	Yds	Avg	Lg	TD
Van Buren	13	382	29.4	95t	1
Pritchard	8	148	18.5	27	0
Ferrante	7	99	14.1	34	0
Armstrong	3	38	12.7	15	0
McHugh	3	50	16.7	30	0
Muha	3	55	18.3	24	0
Macioszczyk	2	36	18.0	18	0
Steele	2	17	8.5	14	0
Kish	1	10	10.0	10	0
Pihos	1	17	17.0	17	0
Steinke	1	2	2.0	2	0
Eagles	44	854	19.4	95t	1
Opponents	49	989	20.2	94t	1

1946 EAGLES STATISTICS



SCHEDULE & RESULTS (6-5)					
S-29	W	25-14	at LA Rams	30,500	
O-06	W	49-25	Boston Yanks	33,986	
O-13	L	7-19	Green Bay	36,127	
O-20	L	14-21	at Chicago Bears	41,221	
O-27	W	28-24	at Washington	33,691	
N-03	W	24-14	NY Giants	40,059	
N-10	L	17-45	at NY Giants	60,874	
N-17	L	7-10	at Pittsburgh	38,882	
N-24	L	10-27	Washington	36,633	
D-01	W	10-7	Pittsburgh	29,943	
D-08	W	40-14	at Boston Yanks	29,555	

TEAM STATS	EAGLES	OPP
Total First Downs	154	145
Rushing	73	71
Passing	69	56
Penalty	12	18
3rd Down: Made/Att	na	na
3rd Down Pct.	na	na
4th Down: Made/Att	na	na
4th Down Pct.	na	na
Possession Avg.	na	na
Total Net Yards	2917	2490
Avg. Per Game	265.2	226.4
Total Plays	640	638
Avg. Per Play	4.6	3.9
Net Yards Rushing	1263	1123
Avg. Per Game	114.8	102.1
Total Rushes	423	418
Net Yards Passing	1641	1360
Avg. Per Game	149.2	123.6
Sacked/Yards Lost	na	na
Gross Yards	na	na
Att./Completions	217/116	220/95
Completion Pct.	53.5	43.2
Had Intercepted	20	26
Punts/Average	57/38.2	64/40.3
Net Punting Avg.	57/32.0	65/31.5
Penalties/Yards	86/769	91/817
Fumbles/Ball Lost	54/27	36/18
Touchdowns	29	30
Rushing	12	16
Passing	14	11
Returns	3	3

Score By Periods	Q1	Q2	Q3	Q4	OT	Pts
Eagles	54	58	61	58	0	231
Opponents	57	59	48	56	0	220

Passing	Att	Cmp	Yds	Cmp%	Y/A	TD	TD%	Int	Int%	Lg	Sk/Lost	Rat
Thompson	103	57	745	55.3	7.23	6	5.8	9	8.7	45t	na	61.3
Zimmerman	79	41	597	51.9	7.56	4	5.1	8	10.1	59t	na	54.1
Sherman	33	17	264	51.5	8.00	4	12.1	3	9.1	53	na	80.1
Pritchard	1	0	0	0.0	0.00	0	0.0	0	0.0	0	na	39.6
Van Buren	1	1	35	100.0	35.00	0	0.0	0	0.0	35	na	118.8
Eagles	217	116	1641	53.5	7.56	14	6.5	20	9.2	59t	na	61.2
Opponents	220	95	1360	43.2	6.18	11	5.0	26	11.8	62t	na	40.9

Scoring	TD	Ru	Pa	Rt	PAT	FG	2Pt	Pts	INTs	No.	Yds	Avg	Lg	TD
Lio	1	0	0	1	27/27	6/11	0	51	Steinke	6	72	12.0	52t	1
Pritchard	6	3	3	0			0	36	Craft	3	105	35.0	49	0
Van Buren	6	5	0	1			0	36	Steele	3	69	23.0	30	0
Ferrante	4	0	4	0			0	24	Zimmerman	3	58	19.3	31	0
Steinke	4	1	2	1			0	24	Pritchard	3	7	2.3	4	0
Humbert	3	0	3	0			0	18	Hinkle	2	37	18.5	34	0
Zimmerman	1	1	0	0	2/2	2/4	0	14	Wistert	1	27	27.0	27	0
Cabrelli	1	0	1	0			0	6	Kish	1	13	13.0	13	0
Castiglia	1	1	0	0			0	6	Lindskog	1	10	10.0	10	0
Kuczynski	1	0	1	0			0	6	Muha	1	8	8.0	8	0
Steele	1	1	0	0			0	6	Maronic	1	7	7.0	7	0
McDowell (s)	0	0	0	0			0	2	Kilroy	1	0	0.0	0	0
Murtha (s)	0	0	0	0			0	2	Eagles	26	413	15.9	52t	1
Eagles	29	12	14	3	29/29	8/15	0	231	Opponents	20	380	19.0	44	1
Opponents	30	16	11	3	26/28	4/10	0	220						

Rushing	No.	Yds	Avg	Lg	TD	Punting	No.	Yds	Avg	Net	TB	Lg	B
Van Buren	116	529	4.6	58	5	Zimmerman	23	890	38.7	38.7	0	52	0
Pritchard	42	218	5.2	68t	3	Muha	22	843	38.3	37.8	0	64	0
Steinke	38	154	4.1	40	1	Pritchard	7	242	34.6	34.6	0	64	0
Craft	27	108	4.0	24	0	Kish	4	163	40.8	40.8	0	50	0
Steele	31	108	3.5	43	1	Van Buren	1	41	41.0	41.0	0	41	0
Castiglia	39	87	2.2	14	1	Eagles	57	2179	38.2	32.0	0	64	0
Zimmerman	23	43	1.9	12	1	Opponents	64	2577	40.3	31.5	3	69	1
Muha	12	41	3.4	16	0								
Hinkle	18	33	1.8	8	0								
Kmetovic	5	30	6.0	27	0								
Kish	6	13	2.2	4	0								
Ormsbee	4	12	3.0	11	0								
Sherman	21	8	0.4	12	0								
Humbert	1	2	2.0	2	0								
Bleeker	6	-7	-1.2	6	0								
Thompson	34	-116	-3.4	6	0								
Eagles	423	1263	3.0	68t	12								
Opponents	418	1123	2.7	72	16								

Punt Returns	Ret	FC	Yds	Avg	Lg	TD
Pritchard	12	na	166	13.8	42	0
Steele	9	na	82	9.1	18	0
Steinke	8	na	116	14.5	27	0
Van Buren	5	na	89	17.8	50t	1
Craft	4	na	47	11.8	16	0
Hinkle	1	na	4	4.0	4	0
Eagles	39	na	504	12.9	50t	1
Opponents	30	na	356	11.9	38	0

Kickoff Returns	No.	Yds	Avg	Lg	TD
Van Buren	11	319	29.0	63	0
Pritchard	8	164	20.5	42	0
Steele	8	120	15.0	31	0
Craft	4	86	21.5	28	0
Steinke	3	92	30.7	56	0
Castiglia	1	17	17.0	17	0
Gude	1	0	0.0	0	0
Hinkle	1	25	25.0	25	0
Humbert	1	18	18.0	18	0
Muha	1	23	23.0	23	0
Ormsbee	1	5	5.0	5	0
Smeja	1	12	12.0	12	0
Eagles	41	881	21.5	63	0
Opponents	40	822	20.6	50	0

Receiving	No.	Yds	Avg	Lg	TD
Ferrante	28	451	16.1	48t	4
Humbert	18	191	10.6	22	3
Pritchard	14	309	22.1	59t	3
Castiglia	11	51	4.6	23	0
Cabrelli	8	98	12.3	38t	1
Van Buren	6	75	12.5	33	0
Steinke	5	107	21.4	32	2
Steele	5	69	13.8	24	0
Kmetovic	4	68	17.0	38	0
Craft	4	48	12.0	35	0
Smeja	3	45	15.0	17	0
Bleeker	3	29	9.7	20	0
Kish	3	16	5.3	7	0
Krieger	2	47	23.5	35	0
McDowell	1	28	28.0	28	0
Kuczynski	1	9	9.0	9t	1
Eagles	116	1641	14.1	59t	14
Opponents	95	1360	14.3	62t	11

1945 EAGLES STATISTICS



SCHEDULE & RESULTS (7-3)				
O-07	W	21-6	Chicago Cardinals	25,581
O-14	L	24-28	at Detroit	22,580
O-21	L	14-24	at Washington	35,550
O-28	W	28-14	Cleveland Rams	38,149
N-04	W	45-3	at Pittsburgh	23,018
N-11	W	38-17	NY Giants	30,047
N-18	W	30-6	Pittsburgh	23,838
N-24	W	16-0	Washington	37,306
D-02	L	21-28	at NY Giants	45,372
D-09	W	35-7	Boston Yanks	27,905

TEAM STATS	EAGLES	OPP
Total First Downs	131	104
Rushing	74	52
Passing	47	39
Penalty	10	13
3rd Down: Made/Att	na	na
3rd Down Pct.	na	na
4th Down: Made/Att	na	na
4th Down Pct.	na	na
Possession Avg.	na	na
Total Net Yards	3009	2073
Avg. Per Game	300.9	207.3
Total Plays	579	533
Avg. Per Play	5.2	3.9
Net Yards Rushing	1640	817
Avg. Per Game	164.0	81.7
Total Rushes	392	328
Net Yards Passing	1321	1243
Avg. Per Game	132.1	124.3
Sacked/Yards Lost	na	na
Gross Yards	na	na
Att./Completions	187/98	205/90
Completion Pct.	52.4	43.9
Had Intercepted	14	19
Punts/Average	47/37.8	63/37.5
Net Punting Avg.	48/30.4	67/30.0
Penalties/Yards	61/529	56/422
Fumbles/Ball Lost	26/9	22/7
Touchdowns	38	18
Rushing	25	7
Passing	11	10
Returns	1	1

Score By Periods	Q1	Q2	Q3	Q4	OT	Pts
Eagles	41	75	57	99	0	272
Opponents	22	28	35	48	0	133

Passing	Att	Cmp	Yds	Cmp%	Y/A	TD	TD%	Int	Int%	Lg	Sk/Lost	Rat
Zimmerman	127	67	991	52.8	7.80	9	7.1	8	6.3	74t	na	75.9
Sherman	29	15	172	51.7	5.93	2	6.9	3	10.3	26t	na	53.3
Thompson	28	15	146	53.6	5.21	0	0.0	2	7.1	27	na	38.7
Steele	2	1	12	50.0	6.00	0	0.0	1	50.0	12	na	29.2
Van Buren	1	0	0	0.0	0.00	0	0.0	0	0.0	0	na	39.6
Eagles	187	98	1321	52.4	7.06	11	5.9	14	7.5	74t	na	63.6
Opponents	205	90	1243	43.9	6.06	10	4.9	19	9.3	70	na	41.6

Scoring	TD	Ru	Pa	Rt	PAT	FG	2Pt	Pts
Van Buren	18	15	2	1	2/2	0/0	0	110
Zimmerman	1	1	0	0	29/34	4/8	0	47
Ferrante	7	0	7	0			0	42
Bleeker	2	2	0	0			0	12
Karnofsky	2	2	0	0			0	12
Steele	2	1	0	1			0	12
Banta	1	1	0	0			0	6
Butler	1	1	0	0			0	6
McDonald	1	0	1	0			0	6
Meyer	1	0	1	0			0	6
Sherman	1	1	0	0			0	6
Steinke	1	1	0	0			0	6
Rogalla	0	0	0	0			0	1
Sanders	0	0	0	0	0/1	0/0	0	0
Eagles	38	25	11	2	31/37	4/8	0	272
Opponents	18	7	10	1	16/18	3/5	0	133

Rushing	No.	Yds	Avg	Lg	TD
Van Buren	143	832	5.8	69t	15
Steele	20	212	10.6	46	1
Bleeker	50	167	3.3	20	2
Karnofsky	41	134	3.3	19t	2
Kish	9	82	9.1	22	0
Butler	21	61	2.9	18	1
Banta	15	49	3.3	22t	1
Steinke	7	46	6.6	18	1
Hinkle	11	40	3.6	14	0
Castiglia	13	29	2.2	6	0
Erdlitz	6	24	4.0	16	0
Rogalla	2	2	1.0	6	0
Sherman	16	-7	-0.4	8	1
Warren	1	-7	-7.0	-7	0
Zimmerman	29	-11	-0.4	9	1
Thompson	8	-13	-1.6	7	0
Eagles	392	1640	4.2	69t	25
Opponents	328	817	2.5	49	7

Receiving	No.	Yds	Avg	Lg	TD
Ferrante	21	464	22.1	74t	7
Cabrelli	15	140	9.3	19	0
Meyer	11	135	12.3	27	1
Van Buren	10	123	12.3	44t	2
Kish	8	78	9.8	18	0
McDonald	8	75	9.4	21t	1
Humbert	6	53	8.8	12	0
Karnofsky	5	113	22.6	38	0
Steele	3	42	14.0	31	0
Bleeker	3	32	10.7	15	0
Rogalla	2	22	11.0	17	0
Butler	2	14	7.0	9	0
Steinke	2	12	6.0	9	0
Banta	1	10	10.0	10	0
Hinkle	1	8	8.0	8	0
Eagles	98	1321	13.5	74t	11
Opponents	90	1243	13.8	70	10

INTs	No.	Yds	Avg	Lg	TD
Zimmerman	7	90	12.9	23	0
Thompson	2	33	16.5	25	0
Butler	1	32	32.0	32	0
Karnofsky	1	27	27.0	27	0
Lindskog	1	22	22.0	22	0
Hinkle	1	17	17.0	17	0
Ferrante	1	15	15.0	15	0
Steele	1	15	15.0	15	0
Erdlitz	1	3	3.0	3	0
Van Buren	1	2	2.0	2	0
Cabrelli	1	1	1.0	1	0
Kish	1	0	0.0	0	0
Eagles	19	257	13.5	32	0
Opponents	14	127	9.1	31	0

Punting	No.	Yds	Avg	Net	TB	Lg	B
Zimmerman	47	1778	37.8	30.4	3	64	1
Eagles	47	1778	37.8	30.4	3	64	1
Opponents	63	2360	37.5	30.0	1	68	4

Punt Returns	Ret	FC	Yds	Avg	Lg	TD
Van Buren	14	na	154	11.0	24	0
Karnofsky	7	na	103	14.7	32	0
Banta	4	na	74	18.5	20	0
Bleeker	4	na	37	9.3	18	0
Hinkle	3	na	28	9.3	14	0
Steele	2	na	22	11.0	12	0
Steinke	2	na	27	13.5	15	0
Zimmerman	1	na	7	7.0	7	0
Eagles	37	na	452	12.2	32	0
Opponents	28	na	290	10.4	27	1

Kickoff Returns	No.	Yds	Avg	Lg	TD
Van Buren	13	373	28.7	98t	1
Karnofsky	6	164	27.3	57	0
Steele	3	72	24.0	27	0
Banta	2	37	18.5	19	0
Cabrelli	2	25	12.5	17	0
Butler	1	21	21.0	21	0
Hinkle	1	17	17.0	17	0
Kilroy	1	7	7.0	7	0
Steinke	1	18	18.0	18	0
Eagles	30	734	24.5	98t	1
Opponents	39	823	21.1	47	0

1944 EAGLES STATISTICS



SCHEDULE & RESULTS (7-1-2)					
S-26	W	28-7	at Boston Yanks	25,061	
O-08	T	31-31	Washington	32,549	
O-22	W	38-0	Boston Yanks	24,638	
O-29	W	24-17	at NY Giants	42,639	
N-05	W	21-7	at Brooklyn Dodgers	15,289	
N-12	T	21-21	NY Giants	33,248	
N-19	W	37-7	at Washington	35,540	
N-26	L	7-28	Chicago Bears	34,035	
D-03	W	34-0	Brooklyn Tigers	13,467	
D-10	W	26-13	Cleveland Rams	24,123	

TEAM STATS	EAGLES	OPP				
Total First Downs	110	86				
Rushing	73	43				
Passing	27	35				
Penalty	10	8				
3rd Down: Made/Att	na	na				
3rd Down Pct.	na	na				
4th Down: Made/Att	na	na				
4th Down Pct.	na	na				
Possession Avg.	na	na				
Total Net Yards	2621	1943				
Avg. Per Game	262.1	194.3				
Total Plays	560	552				
Avg. Per Play	4.7	3.5				
Net Yards Rushing	1661	558				
Avg. Per Game	166.1	55.8				
Total Rushes	424	321				
Net Yards Passing	941	1379				
Avg. Per Game	94.1	137.9				
Sacked/Yards Lost	na	na				
Gross Yards	na	na				
Att./Completions	136/55	231/105				
Completion Pct.	40.4	45.5				
Had Intercepted	12	33				
Punts/Average	55/39.8	71/39.8				
Net Punting Avg.	56/33.6	73/30.7				
Penalties/Yards	66/523	79/570				
Fumbles/Ball Lost	36/20	29/4				
Touchdowns	37	19				
Rushing	21	6				
Passing	9	12				
Returns	6	1				
Score By Periods	Q1	Q2	Q3	Q4	OT	Pts
Eagles	69	88	48	62	0	267
Opponents	41	29	19	42	0	131

Passing	Att	Cmp	Yds	Cmp%	Y/A	TD	TD%	Int	Int%	Lg	Sk/Lost	Rat
Zimmerman	105	39	785	37.1	7.48	8	7.6	10	9.5	75t	na	50.0
Sherman	31	16	156	51.6	5.03	1	3.2	2	6.5	23t	na	49.9
Eagles	136	55	941	40.4	6.92	9	6.6	12	8.8	75t	na	49.9
Opponents	231	105	1379	45.5	5.97	12	5.2	33	14.3	70t	na	42.6

Scoring	TD	Ru	Pa	Rt	PAT	FG	2Pt	Pts
Zimmerman	3	2	0	1	32/34	4/8	0	62
Bleeker	8	4	4	0			0	48
Van Buren	7	5	0	2			0	42
Steele	5	5	0	0			0	30
Banta	3	2	0	1			0	18
Hinkle	3	2	0	1			0	18
Kish	1	0	1	0	1/1	0/0	0	7
Cabrelli	1	0	1	0			0	6
Durko	1	0	1	0			0	6
Ferrante	1	0	1	0			0	6
Lindskog	1	0	0	1			0	6
McDonald	1	0	1	0			0	6
Miller	1	0	0	1			0	6
Sherman	1	1	0	0			0	6
Eagles	37	21	9	7	33/35	4/8	0	267
Opponents	19	6	12	1	14/18	1/5	0	131

Rushing	No.	Yds	Avg	Lg	TD
Van Buren	80	444	5.6	70t	5
Hinkle	92	421	4.6	26	2
Bleeker	60	315	5.3	37	4
Steele	59	247	4.2	56t	5
Banta	38	198	5.2	60t	2
Kish	22	96	4.4	20	0
Macioszczyk	16	55	3.4	12	0
Jarvi	5	16	3.2	4	0
Laux	2	-1	-0.5	0	0
Cabrelli	1	-2	-2.0	-2	0
Miller	1	-2	-2.0	-2	0
Sherman	22	-42	-1.9	9	1
Zimmerman	26	-84	-3.2	5	2
Eagles	424	1661	3.9	70t	21
Opponents	321	558	1.7	68t	6

Receiving	No.	Yds	Avg	Lg	TD
Cabrelli	14	169	12.1	30t	1
Bleeker	8	299	37.4	75t	4
Miller	8	135	16.9	49	0
Kish	5	73	14.6	45t	1
McDonald	4	26	6.5	9	1
Ferrante	3	66	22.0	45t	1
Macioszczyk	3	28	9.3	21	0
Gauer	2	35	17.5	18	0
Hinkle	2	34	17.0	22	0
Durko	2	31	15.5	23t	1
Steele	1	22	22.0	22	0
Jarvi	1	9	9.0	9	0
Banta	1	8	8.0	8	0
Laux	1	6	6.0	6	0
Eagles	55	941	17.1	75t	9
Opponents	105	1379	13.1	70t	12

INTs	No.	Yds	Avg	Lg	TD
Steele	6	113	18.8	62	0
Van Buren	5	47	9.4	13	0
Kish	4	52	13.0	15	0
Zimmerman	4	36	9.0	14	0
Hinkle	2	62	31.0	50t	1
Sherman	2	34	17.0	29	0
Lindskog	1	65	65.0	65t	1
Miller	1	35	35.0	35t	1
Banta	1	34	34.0	34	0
Maronic	1	32	32.0	32	0
Manzini	1	16	16.0	16	0
McDonald	1	14	14.0	14	0
Friedman	1	2	2.0	2	0
Gauer	1	2	2.0	2	0
Bleeker	1	0	0.0	0	0
Jarvi	1	0	0.0	0	0
Eagles	33	544	16.5	65t	3
Opponents	12	160	13.3	34	0

Punting	No.	Yds	Avg	Net	TB	Lg	B
Zimmerman	39	1531	39.3	37.6	1	61	1
Banta	9	398	44.2	44.2	0	56	0
Kish	4	182	45.5	45.5	0	65	0
Laux	1	18	18.0	18.0	0	18	0
Sherman	1	27	27.0	27.0	0	27	0
Van Buren	1	35	35.0	35.0	0	35	0
Eagles	55	2191	39.8	33.6	4	65	1
Opponents	71	2826	39.8	30.7	4	76	2

Punt Returns	Ret	FC	Yds	Avg	Lg	TD
Van Buren	15	na	230	15.3	55t	1
Steele	11	na	181	16.5	25	0
Banta	7	na	81	11.6	19	0
Hinkle	4	na	32	8.0	14	0
Jarvi	2	na	22	11.0	15	0
Bleeker	1	na	3	3.0	3	0
Macioszczyk	1	na	14	14.0	14	0
Eagles	41	na	563	13.7	55t	1
Opponents	26	na	264	10.2	27	0

Kickoff Returns	No.	Yds	Avg	Lg	TD
Van Buren	8	266	33.3	97t	1
Hinkle	6	134	22.3	30	0
Steele	5	128	25.6	51	0
Banta	3	54	18.0	25	0
Kish	2	36	18.0	27	0
Macioszczyk	1	4	4.0	4	0
Miller	1	8	8.0	8	0
Eagles	26	630	24.2	97t	1
Opponents	46	828	18.0	41	0

1943 "STEAGLES" STATISTICS



SCHEDULE & RESULTS (5-4-1)

O-02	W	17-0	Brooklyn Dodgers	11,131
O-09	W	28-14	NY Giants	15,340
O-17	L	21-48	at Chicago Bears	21,744
O-24	L	14-42	at NY Giants	42,681
O-31	W	34-13	Chi. Cardinals (Pitt.)	16,351
N-07	T	14-14	Washington	28,893
N-14	L	7-13	at Brooklyn Dodgers	7,614
N-21	W	35-34	Detroit (Pitt.)	23,338
N-28	W	27-14	at Washington	35,826
D-05	L	28-38	Green Bay	34,294

Note: With the shortage of manpower due to World War II, the Eagles and Steelers merged for the 1943 football season to become the Steagles. The Steagles, who finished their only season 5-4-1, split their home games between Philadelphia's Shibe Park and Pittsburgh's Forbes Field.

TEAM STATS

	STEAGLES	OPP
Total First Downs	138	96
Rushing	96	42
Passing	32	41
Penalty	10	13
3rd Down: Made/Att	na	na
3rd Down Pct.	na	na
4th Down: Made/Att	na	na
4th Down Pct.	na	na
Possession Avg.	na	na
Total Net Yards	2878	2301
Avg. Per Game	287.8	230.1
Total Plays	634	533
Avg. Per Play	4.5	4.3
Net Yards Rushing	1730	793
Avg. Per Game	173.0	79.3
Total Rushes	459	312
Net Yards Passing	1138	1393
Avg. Per Game	113.8	139.3
Sacked/Yards Lost	na	na
Gross Yards	na	na
Att./Completions	175/65	221/102
Completion Pct.	37.1	46.2
Had Intercepted	20	22
Punts/Average	62/34.4	60/40.0
Net Punting Avg.	65/28.8	62/34.4
Penalties/Yards	54/484	59/466
Fumbles/Ball Lost	37/15	20/8
Touchdowns	32	33
Rushing	17	10
Passing	11	15
Returns	4	7

Score By Periods

	Q1	Q2	Q3	Q4	OT	Pts
Steagles	73	28	14	110	0	225
Opponents	49	85	48	48	0	230

Passing	Att	Cmp	Yds	Cmp%	Y/A	TD	TD%	Int	Int%	Lg	Sk/Lost	Rat
Zimmerman	124	43	846	34.7	6.82	9	7.3	17	13.7	60t	0/0	44.0
Sherman	37	16	208	43.2	5.62	2	5.4	1	2.7	49	0/0	68.3
Butler	13	6	84	46.2	6.46	0	0.0	1	7.7	26	0/0	35.4
Steele	1	0	0	0.0	0.00	0	0.0	1	100.0	0	0/0	0.0
Steagles	175	65	1138	37.1	6.50	11	6.3	20	11.4	60t	0/0	41.5
Opponents	221	102	1393	46.2	6.30	15	6.8	22	10.0	72t	0/0	49.8

Scoring	TD	Ru	Pa	Rt	PAT	FG	2Pt	Pts	INTs	No.	Yds	Avg	Lg	TD
Steele	6	4	2	0			0	36	Kish	5	114	22.8	86t	1
Thurbon	6	5	1	0			0	36	Zimmerman	5	19	3.8	10	0
Zimmerman	1	1	0	0	26/28	1/7	0	35	Hinkle	4	98	24.5	91	0
Bova	5	0	5	0			0	30	Cabrelli	1	24	24.0	24t	1
Hinkle	4	3	0	1			0	24	Laux	1	24	24.0	24	0
Butler	3	3	0	0			0	18	Graves	1	15	15.0	15	0
Cabrelli	2	0	1	1			0	12	Wukits	1	7	7.0	7	0
Kish	2	0	1	1			0	12	Thurbon	1	3	3.0	3	0
Miller	1	0	1	0			0	6	Conti	1	0	0.0	0	0
Sherman	1	1	0	0			0	6	Gauer	1	0	0.0	0	0
Wukits	1	0	0	1			0	6	Miller	1	0	0.0	0	0
Laux	0	0	0	0	2/2	0/0	0	2	Steagles	22	304	13.8	91	2
Paschka	0	0	0	0	2/2	0/0	0	2	Opponents	20	268	13.4	45	1
Steagles	32	17	11	4	30/32	1/7	0	225						
Opponents	33	10	15	8	29/33	1/11	0	230						

Rushing	No.	Yds	Avg	Lg	TD
Hinkle	116	571	4.9	56	3
Steele	85	409	4.8	47t	4
Butler	87	362	4.2	69	3
Thurbon	71	291	4.1	25	5
Gauer	12	69	5.8	25	0
Kish	22	50	2.3	11	0
Laux	9	23	2.6	12	0
Bova	1	11	11.0	11	0
Masters	2	6	3.0	7	0
Sader	3	5	1.7	16	0
Steward	1	-6	-6.0	-6	0
Sherman	17	-20	-1.2	5	1
Zimmerman	33	-41	-1.2	12	1
Steagles	459	1730	3.8	69	17
Opponents	312	793	2.5	59	10

Receiving	No.	Yds	Avg	Lg	TD
Bova	17	419	24.6	51t	5
Cabrelli	12	199	16.6	49	1
Steele	9	168	18.7	60t	2
Kish	8	67	8.4	17	1
Thurbon	6	100	16.7	43	1
Butler	3	63	21.0	37	0
Miller	3	60	20.0	32	1
Hewitt	2	22	11.0	11	0
Laux	2	19	9.5	15	0
Gauer	2	18	9.0	14	0
Hinkle	1	3	3.0	3	0
Steagles	65	1138	17.5	60t	11
Opponents	102	1393	13.7	72t	15

Punting	No.	Yds	Avg	Net	TB	Lg	B
Zimmerman	44	1521	34.6	31.7	0	53	2
Butler	11	407	37.0	37.0	0	45	0
Hinkle	4	78	19.5	19.5	0	45	1
Steward	2	84	42.0	42.0	0	47	0
Kish	1	42	42.0	42.0	0	42	0
Steagles	62	2132	34.4	28.8	0	53	3
Opponents	60	2398	40.0	34.4	0	74	2

Punt Returns	Ret	FC	Yds	Avg	Lg	TD
Butler	13	na	108	8.3	15	0
Steele	12	na	152	12.7	30	0
Hinkle	4	na	45	11.3	14	0
Thurbon	2	na	19	9.5	14	0
Laux	1	na	11	11.0	11	0
Steagles	32	na	335	10.5	30	0
Opponents	28	na	347	12.4	34	0

Kickoff Returns	No.	Yds	Avg	Lg	TD
Hinkle	11	217	19.7	30	0
Steele	11	236	21.5	28	0
Butler	6	92	15.3	22	0
Thurbon	6	150	25.0	35	0
Zimmerman	3	55	18.3	20	0
Masters	2	37	18.5	19	0
Sears	1	15	15.0	15	0
Steagles	40	802	20.1	35	0
Opponents	34	828	24.4	98t	2

1942 EAGLES STATISTICS



SCHEDULE & RESULTS (2-9)					
S-13	W	24-14	at Pittsburgh	13,349	
S-20	L	14-24	at Cleveland Rams (Akron, OH)	6,434	
S-27	L	14-35	Brooklyn Dodgers (Buffalo, NY)	5,286	
O-04	L	10-14	Washington	15,500	
O-11	L	17-35	at NY Giants	28,264	
O-18	L	0-14	Pittsburgh	12,500	
O-25	L	14-45	at Chicago Bears	15,372	
N-01	L	27-30	at Washington	32,658	
N-08	L	0-14	NY Giants	13,600	
N-15	W	14-7	at Brooklyn Dodgers	3,858	
N-29	L	0-7	Green Bay	13,700	

TEAM STATS	EAGLES	OPP
Total First Downs	124	131
Rushing	66	78
Passing	50	40
Penalty	8	13
3rd Down: Made/Att	na	na
3rd Down Pct.	na	na
4th Down: Made/Att	na	na
4th Down Pct.	na	na
Possession Avg.	na	na
Total Net Yards	2535	3010
Avg. Per Game	230.5	273.6
Total Plays	619	642
Avg. Per Play	4.1	4.7
Net Yards Rushing	1089	1717
Avg. Per Game	99.0	156.1
Total Rushes	406	464
Net Yards Passing	1416	1241
Avg. Per Game	128.7	112.8
Sacked/Yards Lost	na	na
Gross Yards	na	na
Att./Completions	213/96	178/79
Completion Pct.	45.1	44.4
Had Intercepted	17	18
Punts/Average	71/40.1	65/40.4
Net Punting Avg.	73/33.8	65/31.2
Penalties/Yards	47/392	51/452
Fumbles/Ball Lost	26/11	20/10
Touchdowns	18	33
Rushing	6	15
Passing	8	12
Returns	3	5

Score By Periods	Q1	Q2	Q3	Q4	OT	Pts
Eagles	20	41	24	49	0	134
Opponents	73	38	76	52	0	239

Passing	Att	Cmp	Yds	Cmp%	Y/A	TD	TD%	Int	Int%	Lg	Sk/Lost	Rat
Thompson	203	95	1410	46.8	6.95	8	3.9	16	7.9	65t	na	50.3
Barnum	9	1	6	11.1	0.67	0	0.0	1	11.1	6	na	0.0
Jefferson	1	0	0	0.0	0.00	0	0.0	0	0.0	0	na	39.6
Eagles	213	96	1416	45.1	6.65	8	3.8	17	8.0	65t	na	46.6
Opponents	178	79	1241	44.4	6.97	12	6.7	18	10.1	53t	na	51.0

Scoring	TD	Ru	Pa	Rt	PAT	FG	2Pt	Pts
Davis	3	2	1	0			0	18
Barnum	0	0	0	0	7/8	3/7	0	16
Erdlitz	1	1	0	0	8/8	0/0	0	14
Steele	2	0	1	1	1/1	0/0	0	13
Johnson	2	0	2	0			0	12
Ted Williams	2	2	0	0			0	12
Cabrelli	1	0	1	0			0	6
Combs	1	0	1	0			0	6
Meyer	1	0	1	0			0	6
Pate	1	0	0	1			0	6
Pritchard	1	0	0	1			0	6
Sears	1	0	0	1			0	6
Supulski	1	0	1	0			0	6
Thompson	1	1	0	0			0	6
Graves	0	0	0	0	1/1	0/0	0	1
Kasky	0	0	0	0	0/0	0/1	0	0
Eagles	18	6	8	4	17/18	3/8	0	134
Opponents	33	15	12	6	32/33	3/14	0	239

Rushing	No.	Yds	Avg	Lg	TD
Davis	43	207	4.8	44	2
Pritchard	35	193	5.5	36	0
Ted Williams	50	183	3.7	33t	2
Steele	24	124	5.2	55	0
Tomasetti	45	102	2.3	14	0
Erdlitz	21	69	3.3	17	1
Barnum	30	64	2.1	7	0
Jefferson	11	57	5.2	13	0
Johnson	27	54	2.0	13	0
Stackpool	15	47	3.1	9	0
Hall	8	14	1.8	11	0
Meyer	2	13	6.5	10	0
Masters	1	3	3.0	3	0
Supulski	1	1	1.0	1	0
Binotto	1	-10	-10.0	-10	0
Thompson	92	-32	-0.3	22	1
Eagles	406	1089	2.7	55	6
Opponents	464	1717	3.7	63	15

Receiving	No.	Yds	Avg	Lg	TD
Meyer	16	324	20.3	60	1
Cabrelli	15	229	15.3	29	1
Johnson	9	123	13.7	65t	2
Ted Williams	9	58	6.4	15	0
Supulski	8	149	18.6	41t	1
Steele	7	114	16.3	36	1
Davis	6	93	15.5	48	1
Erdlitz	5	78	15.6	42	0
Priestley	4	47	11.8	15	0
Combs	4	44	11.0	19t	1
Tomasetti	4	22	5.5	8	0
Barnum	3	54	18.0	32	0
Stackpool	2	59	29.5	39	0
Hall	2	18	9.0	14	0
Pritchard	2	4	2.0	4	0
Eagles	96	1416	14.8	65t	8
Opponents	79	1241	15.7	53t	12

INTs	No.	Yds	Avg	Lg	TD
Thompson	4	28	7.0	22	0
Pritchard	3	23	7.7	10	0
Steele	2	49	24.5	29	0
Davis	2	35	17.5	35	0
Tomasetti	1	23	23.0	23	0
Barnum	1	11	11.0	11	0
Hayden	1	5	5.0	5	0
Supulski	1	5	5.0	5	0
Erdlitz	1	0	0.0	0	0
Gerber	1	0	0.0	0	0
Graves	1	0	0.0	0	0
Eagles	18	179	9.9	35	0
Opponents	17	224	13.2	34	0

Punting	No.	Yds	Avg	Net	TB	Lg	B
Barnum	50	2106	42.1	37.5	0	65	1
Pritchard	17	595	35.0	35.0	0	45	0
Steele	2	61	30.5	30.5	0	51	1
Hall	1	36	36.0	36.0	0	36	0
Jefferson	1	50	50.0	50.0	0	50	0
Eagles	71	2848	40.1	33.8	0	65	2
Opponents	65	2627	40.4	31.2	0	63	0

Punt Returns	Ret	FC	Yds	Avg	Lg	TD
Pritchard	11	na	107	9.7	19	0
Davis	10	na	84	8.4	16	0
Steele	9	na	264	20.4	80t	1
Thompson	8	na	60	7.5	12	0
Tomasetti	3	na	37	12.3	20	0
Barnum	1	na	44	44.0	44	0
Eagles	42	na	596	14.2	80t	1
Opponents	31	na	445	14.4	51	0

Kickoff Returns	No.	Yds	Avg	Lg	TD
Davis	9	140	15.6	28	0
Steele	6	140	23.3	36	0
Thompson	5	76	15.2	22	0
Pritchard	3	134	44.7	97t	1
Tomasetti	4	90	22.5	31	0
Jefferson	3	74	24.7	22	0
Ted Williams	3	58	19.3	22	0
Johnson	2	40	20.0	20	0
Barnum	1	16	16.0	16	0
Erdlitz	1	25	25.0	25	0
Hall	1	22	22.0	22	0
Hrabetin	1	7	7.0	7	0
Meyer	1	14	14.0	14	0
Smith	1	13	13.0	13	0
Stackpool	1	13	13.0	13	0
Eagles	42	900	21.4	97t	1
Opponents	26	632	24.3	95t	1

1941 EAGLES STATISTICS



SCHEDULE & RESULTS (2-8-1)					
S-13	L	0-24	NY Giants	25,478	
S-21	W	10-7	at Pittsburgh	12,893	
S-27	L	13-24	Brooklyn Dodgers	16,341	
O-12	L	0-16	at NY Giants	30,842	
O-19	L	17-21	Washington	19,071	
O-26	W	21-14	Chicago Cardinals	12,683	
N-02	L	6-15	at Brooklyn Dodgers	15,899	
N-09	T	7-7	Pittsburgh	15,601	
N-16	L	17-21	at Detroit	16,306	
N-30	L	14-49	Chicago Bears	32,608	
D-07	L	14-20	at Washington	27,102	

TEAM STATS	EAGLES	OPP
Total First Downs	128	126
Rushing	60	72
Passing	59	47
Penalty	9	7
3rd Down: Made/Att	na	na
3rd Down Pct.	na	na
4th Down: Made/Att	na	na
4th Down Pct.	na	na
Possession Avg.	na	na
Total Net Yards	2313	2887
Avg. Per Game	210.3	262.5
Total Plays	609	673
Avg. Per Play	3.8	4.3
Net Yards Rushing	849	1485
Avg. Per Game	77.2	135.0
Total Rushes	360	435
Net Yards Passing	1363	1369
Avg. Per Game	123.9	124.5
Sacked/Yards Lost	na	na
Gross Yards	na	na
Att./Completions	249/115	238/100
Completion Pct.	46.2	42.0
Had Intercepted	27	21
Punts/Average	69/41.0	66/37.0
Net Punting Avg.	69/33.1	68/33.6
Penalties/Yards	54/407	52/495
Fumbles/Ball Lost	24/15	21/10
Touchdowns	16	29
Rushing	6	12
Passing	10	14
Returns	0	3

Score By Periods	Q1	Q2	Q3	Q4	OT	Pts
Eagles	35	40	31	13	0	119
Opponents	29	48	42	99	0	218

Passing	Att	Cmp	Yds	Cmp%	Y/A	TD	TD%	Int	Int%	Lg	Sk/Lost	Rat
Thompson	162	86	959	53.1	5.92	8	4.9	14	8.6	50	na	51.4
Barnum	55	19	260	34.5	4.73	0	0.0	10	18.2	33	na	11.0
DeSantis	7	3	78	42.9	11.14	1	14.3	1	14.3	40t	na	84.2
Watkins	10	6	62	60.0	6.20	1	10.0	0	0.0	15	na	111.3
McAfee	4	1	4	25.0	1.00	0	0.0	0	0.0	4	na	39.6
Castiglia	7	0	0	0.0	0.00	0	0.0	1	14.3	0	na	0.0
Basca	4	0	0	0.0	0.00	0	0.0	1	25.0	--	na	0.0
Eagles	249	115	1363	46.2	5.47	10	4.0	27	10.8	50	na	37.2
Opponents	238	100	1369	42.0	5.75	14	5.9	21	8.8	71t	na	43.9

Scoring	TD	Ru	Pa	Rt	PAT	FG	2Pt	Pts
Castiglia	4	4	0	0			0	24
Basca	1	1	0	0	9/9	1/2	0	18
Humbert	3	0	3	0			0	18
Krieger	2	0	2	0			0	12
Barnum	0	0	0	0	2/2	2/6	0	8
McAfee	1	0	1	0	2/2	0/0	0	8
Banta	1	1	0	0			0	6
Cabrelli	1	0	1	0			0	6
Piro	1	0	1	0			0	6
Thompson	1	0	1	0			0	6
Tomasetti	1	0	1	0			0	6
DeSantis	0	0	0	0	1/1	0/0	0	1
Eagles	16	6	10	0	14/14	3/8	0	119
Opponents	29	12	14	3	27/29	5/13	0	218

Rushing	No.	Yds	Avg	Lg	TD
Castiglia	60	183	3.1	47t	4
DeSantis	45	125	2.8	26	0
Fox	21	97	4.6	13	0
Banta	27	92	3.4	31	1
Bartholomew	21	69	3.3	10	0
Landsberg	23	69	3.0	33	0
Barnum	35	64	1.8	20	0
Gloden	22	55	2.5	10	0
Basca	15	44	2.9	18	1
Tomasetti	10	37	3.7	11	0
Watkins	15	11	0.7	8	0
McAfee	9	6	0.7	3	0
Ghecas	2	0	0.0	3	0
Conti	1	-1	-1.0	-1	0
Thompson	54	-2	-0.0	14	0
Eagles	360	849	2.4	47t	6
Opponents	435	1485	3.4	46	12

Receiving	No.	Yds	Avg	Lg	TD
Humbert	29	332	11.4	33	3
Krieger	19	240	12.6	33	2
Piro	10	141	14.1	26	1
Fox	6	71	11.8	21	0
Tomasetti	5	54	10.8	40t	1
Shonk	5	52	10.4	14	0
Landsberg	5	51	10.2	19	0
Cabrelli	4	90	22.5	50	1
DeSantis	4	53	13.3	19	0
Watkins	4	36	9.0	16	0
Thompson	4	30	7.5	13	1
Castiglia	4	24	6.0	11	0
McAfee	3	30	10.0	13	1
Bartholomew	3	15	5.0	7	0
Basca	2	45	22.5	25	0
Banta	2	42	21.0	37	0
Ferrante	2	22	11.0	12	0
Gloden	2	13	6.5	11	0
Barnum	1	11	11.0	11	0
Hershey	1	11	11.0	11	0
Eagles	115	1363	11.9	50	10
Opponents	100	1369	13.7	71t	14

INTs	No.	Yds	Avg	Lg	TD
Basca	3	27	9.0	na	0
Thompson	3	24	8.0	na	0
Landsberg	2	45	22.5	na	0
Graham	2	39	19.5	na	0
DeSantis	2	37	18.5	na	0
Barnum	2	20	10.0	na	0
Feibish	1	9	9.0	9	0
Cemore	1	6	6.0	6	0
Bartholomew	1	5	5.0	5	0
Shonk	1	1	1.0	1	0
Castiglia	1	0	0.0	0	0
Humbert	1	0	0.0	0	0
Piro	1	0	0.0	0	0
Eagles	21	213	10.1	na	0
Opponents	27	522	19.3	na	2

Punting	No.	Yds	Avg	Net	TB	Lg	B
Barnum	41	1788	43.6	42.6	2	68	0
Basca	10	348	34.8	29.6	0	45	0
Banta	9	412	45.8	45.8	0	67	0
DeSantis	7	206	29.4	29.4	0	45	0
McAfee	1	32	32.0	32.0	0	32	0
Thompson	1	43	43.0	43.0	0	43	0
Eagles	69	2829	41.0	33.1	2	68	0
Opponents	66	2445	37.0	33.6	1	70	2

Punt Returns	Ret	FC	Yds	Avg	Lg	TD
DeSantis	9	0	80	8.9	18	0
Thompson	5	0	27	5.4	15	0
McAfee	3	0	21	7.0	13	0
Watkins	3	0	17	5.7	8	0
Landsberg	2	0	15	7.5	9	0
Tomasetti	2	0	30	15.0	15	0
Ghecas	1	0	11	11.0	11	0
Basca	1	0	8	8.0	8	0
Bartholomew	1	0	1	1.0	1	0
Eagles	27	0	210	7.8	18	0
Opponents	37	0	503	13.6	25	0

Kickoff Returns	No.	Yds	Avg	Lg	TD
Castiglia	7	199	28.4	72	0
DeSantis	6	144	24.0	30	0
Barnum	3	58	19.3	24	0
Bartholomew	2	56	28.0	45	0
Landsberg	2	49	24.5	38	0
McAfee	2	64	32.0	39	0
Basca	1	22	22.0	22	0
Fox	1	16	16.0	16	0
Ghecas	1	17	17.0	17	0
Hinkle	1	5	5.0	5	0
Humbert	1	15	15.0	15	0
Piro	1	33	33.0	33	0
Shonk	1	16	16.0	16	0
Thompson	1	23	23.0	23	0
Watkins	1	17	17.0	17	0
Eagles	31	734	23.7	72	0
Opponents	26	502	19.3	53	0

1940 EAGLES STATISTICS



SCHEDULE & RESULTS (1-10)				
S-15	L	20-27	at Green Bay	11,657
S-22	L	13-21	at Cleveland Rams	15,941
S-28	L	14-20	NY Giants	26,431
O-04	L	17-30	at Brooklyn Dodgers	24,008
O-13	L	7-17	at NY Giants	30,317
O-20	L	17-34	Washington	25,062
O-26	L	7-21	Brooklyn Dodgers	6,500
N-10	L	3-7	at Pittsburgh	9,556
N-17	L	0-21	Detroit	6,327
N-28	W	7-0	Pittsburgh	4,200
D-01	L	6-13	at Washington	25,838

TEAM STATS	EAGLES	OPP
Total First Downs	122	115
Rushing	40	77
Passing	72	35
Penalty	10	3
3rd Down: Made/Att	na	na
3rd Down Pct.	na	na
4th Down: Made/Att	na	na
4th Down Pct.	na	na
Possession Avg.	na	na
Total Net Yards	2153	2790
Avg. Per Game	195.7	253.6
Total Plays	679	611
Avg. Per Play	3.2	4.6
Net Yards Rushing	298	1778
Avg. Per Game	27.1	161.6
Total Rushes	317	460
Net Yards Passing	1855	1012
Avg. Per Game	168.6	92.0
Sacked/Yards Lost	na	na
Gross Yards	na	na
Att./Completions	362/152	151/80
Completion Pct.	42.0	53.0
Had Intercepted	20	12
Punts/Average	87/36.5	74/37.6
Net Punting Avg.	87/29.1	76/32.3
Penalties/Yards	na	na
Fumbles/Ball Lost	na	na
Touchdowns	15	28
Rushing	8	18
Passing	6	9
Returns	1	1

Score By Periods	Q1	Q2	Q3	Q4	OT	Pts
Eagles	16	27	14	54	0	111
Opponents	65	46	64	36	0	211

Passing	Att	Cmp	Yds	Cmp%	Y/A	TD	TD%	Int	Int%	Lg	Sk/Lost	Rat
O'Brien	277	124	1290	44.8	4.66	5	1.8	17	6.1	na	na	39.2
Watkins	85	28	565	32.9	6.65	1	1.2	3	3.5	na	na	46.4
Eagles	362	152	1855	42.0	5.12	6	1.7	20	5.5	na	na	40.9
Opponents	151	80	1012	53.0	6.70	9	6.0	12	7.9	na	na	60.9

Scoring	TD	Ru	Pa	Rt	PAT	FG	2Pt	Pts
Looney	5	0	4	1			0	30
Riffle	5	4	1	0			0	30
Emmons	2	1	1	0			0	12
Somers	0	0	0	0	1/1	2/9	0	7
Bukant	1	1	0	0			0	6
Cole	0	0	0	0	3/4	1/1	0	6
Hackney	1	1	0	0			0	6
Murray	0	0	0	0	6/8	0/1	0	6
O'Brien	1	1	0	0			0	6
Watkins	0	0	0	0	2/2	0/0	0	2
Eagles	15	8	6	1	12/15	3/11	0	111
Opponents	28	18	9	1	23/28	6/11	1	211

Rushing	No.	Yds	Avg	Lg	TD
Riffle	81	238	2.9	na	4
Hackney	32	101	3.2	na	1
Emmons	29	77	2.7	na	1
Cole	26	75	2.9	na	0
Bukant	18	50	2.8	na	1
Arnold	3	9	3.0	na	0
Murray	8	7	0.9	na	0
Schmitt	1	6	6.0	6	0
McDonald	2	-2	-1.0	na	0
Carter	1	-3	-3.0	-3	0
Looney	2	-4	-2.0	na	0
Watkins	14	-76	-5.4	na	0
O'Brien	100	-180	-1.8	na	1
Eagles	317	298	0.9	na	8
Opponents	460	1778	3.9	na	18

Receiving	No.	Yds	Avg	Lg	TD
Looney	58	707	12.2	na	4
Ramsey	17	143	8.4	na	0
McDonald	14	289	20.6	na	0
Carter	12	201	16.8	na	0
Murray	12	125	10.4	na	0
Wendlick	8	67	8.4	na	0
Riffle	8	58	7.3	na	1
Arnold	7	145	20.7	na	0
Kolberg	6	43	7.2	na	0
Emmons	3	19	6.3	na	1
Cole	2	11	5.5	na	0
Hackney	2	4	2.0	na	0
Newton	1	22	22.0	22	0
Bukant	1	13	13.0	13	0
Schmitt	1	8	8.0	8	0
Eagles	152	1855	12.2	na	6
Opponents	80	1012	12.7	na	9

INTs	No.	Yds	Avg	Lg	TD
O'Brien	4	92	23.0	51	0
Murray	2	10	5.0	6	0
Kolberg	1	15	15.0	15	0
Newton	1	12	12.0	12	0
Bukant	1	10	10.0	10	0
Ramsey	1	5	5.0	5	0
Arnold	1	4	4.0	4	0
Cherundolo	1	0	0.0	0	0
Eagles	12	148	12.3	51	0
Opponents	20	142	7.1	45	0

Punting	No.	Yds	Avg	Net	TB	Lg	B
Murray	30	1098	36.6	36.6	0	50	0
Bukant	15	568	37.9	37.9	0	52	0
Riffle	14	479	34.2	34.2	0	48	0
Cole	10	336	33.6	33.6	0	66	0
Kolberg	10	401	40.1	40.1	0	50	0
O'Brien	6	246	41.0	41.0	0	56	0
Watkins	2	45	22.5	22.5	0	35	0
Eagles	87	3173	36.5	29.1	0	66	0
Opponents	74	2781	37.6	32.3	0	85	2

1939 EAGLES STATISTICS



SCHEDULE & RESULTS (1-9-1)				
S-17	L	0-7	Washington	33,258
S-24	L	3-13	NY Giants	30,600
O-01	T	0-0	Brooklyn Dodgers	1,880
O-15	L	10-27	at NY Giants	34,471
O-22	L	14-23	at Brooklyn Dodgers	13,057
N-05	L	6-7	at Washington	20,444
N-12	L	16-23	Green Bay	23,000
N-19	L	14-27	at Chicago Bears	21,398
N-23	W	17-14	Pittsburgh	20,000
N-26	L	12-24	at Pittsburgh	8,788
D-03	L	13-35	at Cleveland Rams (Col. Springs, CO)	9,189

TEAM STATS	EAGLES	OPP
Total First Downs	97	107
Rushing	43	63
Passing	44	38
Penalty	10	6
3rd Down: Made/Att	na	na
3rd Down Pct.	na	na
4th Down: Made/Att	na	na
4th Down Pct.	na	na
Possession Avg.	na	na
Total Net Yards	2165	2954
Avg. Per Game	196.8	268.5
Total Plays	596	665
Avg. Per Play	3.6	4.4
Net Yards Rushing	631	1661
Avg. Per Game	57.4	151.0
Total Rushes	329	455
Net Yards Passing	1516	1290
Avg. Per Game	137.8	117.3
Sacked/Yards Lost	na	na
Gross Yards	na	na
Att./Completions	267/119	210/98
Completion Pct.	44.6	46.7
Had Intercepted	22	17
Punts/Average	88/39.9	73/39.6
Net Punting Avg.	88/34.6	73/34.5
Penalties/Yards	na	na
Fumbles/Ball Lost	28/15	24/13
Touchdowns	14	25
Rushing	5	11
Passing	7	11
Returns	1	3

Score By Periods	Q1	Q2	Q3	Q4	OT	Pts
Eagles	9	34	16	46	0	105
Opponents	37	54	48	61	0	200

Passing	Att	Cmp	Yds	Cmp%	Y/A	TD	TD%	Int	Int%	Lg	Sk/Lost	Rat
O'Brien	201	99	1324	49.3	6.59	6	3.0	17	8.5	na	na	45.3
Mortell	41	12	134	29.3	3.27	1	2.4	0	0.0	na	na	48.8
Smukler	20	7	56	35.0	2.80	0	0.0	4	20.0	na	na	4.2
Riffle	4	1	2	25.0	0.50	0	0.0	1	25.0	na	na	0.0
Bukant	1	0	0	0.0	0.00	0	0.0	0	0.0	na	na	39.6
Hewitt	0	0	0	---	---	0	---	0	---	na	na	---
Eagles	267	119	1516	44.6	5.68	7	2.6	22	8.2	na	na	37.3
Opponents	210	98	1290	46.7	6.14	11	5.2	17	8.1	na	na	50.3

Scoring	TD	Ru	Pa	Rt	PAT	FG	2Pt	Pts
Murray	2	1	1	0	8/12	2/4	0	26
Bukant	3	3	0	0			0	18
Arnold	2	0	1	1			0	12
Carter	2	0	2	0			0	12
Reese	0	0	0	0	1/1	2/4	0	7
Hewitt	1	0	1	0			0	6
Newton	1	0	1	0			0	6
O'Brien	1	1	0	0			0	6
Ramsey	1	0	1	0			0	6
Schmitt	1	0	0	1			0	6
Eagles	14	5	7	2	9/13	4/8	0	105
Opponents	25	11	11	3	23/25	9/18	0	200

Rushing	No.	Yds	Avg	Lg	TD
Smukler	45	218	4.8	na	0
Murray	49	137	2.8	na	1
Bukant	59	136	2.3	na	3
Mortell	37	88	2.4	na	0
Riffle	18	61	3.4	na	0
Ellis	1	6	6.0	6	0
Carter	1	4	4.0	4	0
Arnold	8	1	0.1	na	0
Hewitt	1	1	1.0	1	0
Newton	1	0	0.0	0	0
Dow	1	-7	-7.0	-7	0
O'Brien	108	-14	-0.1	na	1
Eagles	329	631	1.9	na	5
Opponents	455	1661	3.7	na	11

Receiving	No.	Yds	Avg	Lg	TD
Ramsey	31	359	11.6	na	1
Carter	24	292	12.2	na	2
Hewitt	15	243	16.2	na	1
Arnold	13	207	15.9	na	1
Murray	13	144	11.1	na	1
Newton	9	123	13.7	na	1
Riffle	6	57	9.5	na	0
Dow	5	58	11.6	na	0
Kolberg	3	33	11.0	na	0
Eagles	119	1516	12.7	na	7
Opponents	98	1290	13.2	na	11

Punting	No.	Yds	Avg	Net	TB	Lg	B
Murray	33	1220	37.0	37.0	0	54	0
Mortell	23	907	39.4	39.4	0	62	1
Riffle	17	683	40.2	40.2	0	49	0
Smukler	10	483	48.3	48.3	0	62	0
O'Brien	3	120	40.0	40.0	0	64	0
Arnold	1	42	42.0	42.0	0	42	0
Bukant	1	54	54.0	54.0	0	54	0
Eagles	88	3509	39.9	34.6	0	64	1
Opponents	73	2890	39.6	34.5	0	80	2

1938 EAGLES STATISTICS



SCHEDULE & RESULTS (5-6)				
S-11	L	23-26	Washington	20,000
S-16	W	27-7	at Pittsburgh (Buffalo, NY)	19,749
S-25	W	14-10	NY Giants	20,000
O-02	L	6-28	Chicago Bears	22,245
O-16	L	7-17	at NY Giants	33,187
O-23	L	14-20	at Washington	3,000
O-26	W	7-0	at Chicago Cardinals (Erie, PA)	15,000
N-06	L	7-10	Brooklyn Dodgers	12,000
N-13	L	14-32	at Brooklyn Dodgers	13,052
N-20	W	14-7	Pittsburgh Pirates (Charleston, WV)	6,500
D-04	W	21-7	at Detroit	19,000

TEAM STATS	EAGLES	OPP
Total First Downs	86	146
Rushing	47	89
Passing	30	46
Penalty	9	11
3rd Down: Made/Att	na	na
3rd Down Pct.	na	na
4th Down: Made/Att	na	na
4th Down Pct.	na	na
Possession Avg.	na	na
Total Net Yards	1927	3270
Avg. Per Game	175.2	297.3
Total Plays	537	660
Avg. Per Play	3.6	5.0
Net Yards Rushing	1011	1855
Avg. Per Game	91.9	168.6
Total Rushes	346	463
Net Yards Passing	917	1396
Avg. Per Game	83.4	126.9
Sacked/Yards Lost	na	na
Gross Yards	na	na
Att./Completions	191/64	197/97
Completion Pct.	33.5	49.2
Had Intercepted	19	16
Punts/Average	na	na
Net Punting Avg.	na	na
Penalties/Yards	na	na
Fumbles/Ball Lost	na	na
Touchdowns	22	22
Rushing	2	12
Passing	15	7
Returns	5	3

Score By Periods	Q1	Q2	Q3	Q4	OT	Pts
Eagles	31	40	56	27	0	154
Opponents	28	65	39	32	0	164

Passing	Att	Cmp	Yds	Cmp%	Y/A	TD	TD%	Int	Int%	Lg	Sk/Lost	Rat
Smukler	102	42	524	41.2	5.14	8	7.8	8	7.8	na	na	51.3
Mortell	57	12	201	21.1	3.53	6	10.5	7	12.3	na	na	37.3
Riffle	31	9	178	29.0	5.74	1	3.2	4	12.9	na	na	22.2
Bukant	1	1	14	100.0	14.00	0	0.0	0	0.0	na	na	118.8
Eagles	191	64	917	33.5	4.80	15	7.9	19	9.9	na	na	36.6
Opponents	197	97	1396	49.2	7.09	7	3.6	16	8.1	na	na	50.6

Scoring	TD	Ru	Pa	Rt	PAT	FG	2Pt	Pts
Carter	8	0	7	1			0	48
Arnold	4	0	2	2	3/3	0/1	0	27
Hewitt	4	0	4	0			0	24
Smukler	2	1	0	1	6/6	0/2	0	18
Reese	0	0	0	0	10/13	1/6	0	13
Dow	1	0	1	0			0	6
Pylman	1	0	0	1			0	6
Ramsey	1	0	1	0			0	6
Riffle	1	1	0	0			0	6
Burnette LG	0	0	0	0	0/0	0/1	0	0
Eagles	22	2	15	5	19/22	1/9	0	154
Opponents	22	12	7	3	17/21	4/4	0	164

Rushing	No.	Yds	Avg	Lg	TD
Smukler	96	313	3.3	na	1
Mortell	110	296	2.7	na	0
Riffle	65	227	3.5	na	1
Bukant	48	119	2.5	na	0
Arnold	19	22	1.2	na	0
Dow	4	20	5.0	na	0
Keen	3	10	3.3	na	0
Cole	1	4	4.0	4	0
Eagles	346	1011	2.9	na	2
Opponents	463	1855	4.0	na	12

Receiving	No.	Yds	Avg	Lg	TD
Carter	27	386	14.3	na	7
Hewitt	18	237	13.2	na	4
Arnold	6	74	12.3	na	2
Ramsey	5	122	24.4	na	1
Dow	5	88	17.6	na	1
Cole	2	9	4.5	na	0
Pylman	1	1	1.0	1	0
Eagles	64	917	14.3	na	15
Opponents	97	1396	14.4	na	7

1937 EAGLES STATISTICS



SCHEDULE & RESULTS (2-8-1)					
S-05	L	14-27	at Pittsburgh	8,588	
S-10	L	7-13	Brooklyn Dodgers	5,221	
S-21	L	3-21	Cleveland Rams	3,107	
S-28	T	6-6	Chicago Cardinals	3,912	
O-03	L	7-16	NY Giants	4,878	
O-10	W	14-0	at Washington	7,320	
O-17	L	0-21	at NY Giants	20,089	
O-24	L	7-10	Washington	6,580	
O-31	L	7-16	at Pittsburgh Pirates	2,772	
N-07	W	14-10	at Brooklyn Dodgers	8,373	
N-14	L	7-37	at Green Bay	13,340	

TEAM STATS	EAGLES	OPP
Total First Downs	67	130
Rushing	na	na
Passing	na	na
Penalty	na	na
3rd Down: Made/Att	na	na
3rd Down Pct.	na	na
4th Down: Made/Att	na	na
4th Down Pct.	na	na
Possession Avg.	na	na
Total Net Yards	1766	3150
Avg. Per Game	160.5	286.4
Total Plays	492	698
Avg. Per Play	3.6	4.5
Net Yards Rushing	884	1812
Avg. Per Game	80.4	164.7
Total Rushes	285	502
Net Yards Passing	849	1315
Avg. Per Game	77.2	119.5
Sacked/Yards Lost	na	na
Gross Yards	na	na
Att./Completions	207/63	196/79
Completion Pct.	30.4	40.3
Had Intercepted	24	19
Punts/Average	na	na
Net Punting Avg.	na	na
Penalties/Yards	na	na
Fumbles/Ball Lost	na	na
Touchdowns	12	24
Rushing	2	6
Passing	8	15
Returns	2	3

Score By Periods	Q1	Q2	Q3	Q4	OT	Pts
Eagles	21	31	0	34	0	86
Opponents	35	43	28	71	0	177

Passing	Att	Cmp	Yds	Cmp%	Y/A	TD	TD%	Int	Int%	Lg	Sk/Lost	Rat
Smukler	118	42	432	35.6	3.66	5	4.2	14	11.9	na	na	21.5
Mortell	71	18	320	25.4	4.51	2	2.8	8	11.3	na	na	15.7
Kusko	7	2	11	28.6	1.57	0	0.0	2	28.6	na	na	0.0
Keen	5	1	86	20.0	17.20	1	20.0	0	0.0	na	na	118.8
Baze	3	0	0	0.0	0.00	0	0.0	0	0.0	na	na	39.6
Hanson	2	0	0	0.0	0.00	0	0.0	0	0.0	na	na	39.6
Frey	1	0	0	0.0	0.00	0	0.0	0	0.0	na	na	39.6
Eagles	207	63	849	30.4	4.10	8	3.9	24	11.6	na	na	17.8
Opponents	196	79	1315	40.3	6.71	15	7.7	19	9.7	na	na	49.6

Scoring	TD	Ru	Pa	Rt	PAT	FG	2Pt	Pts
Hewitt	5	0	5	0			0	30
Carter	3	0	3	0			0	18
Smukler	1	1	0	0	8/9	1/1	0	17
Hanson	1	1	0	0			0	6
Harper	1	0	0	1			0	6
Pilconis	1	0	0	1			0	6
Reese	0	0	0	0	3/3	0/0	0	3
Eagles	12	2	8	2	11/12	1/1	0	86
Opponents	24	6	15	3	18/24	5/7	0	177

Rushing	No.	Yds	Avg	Lg	TD
Mortell	100	312	3.1	na	0
Smukler	92	247	2.7	na	1
Keen	34	154	4.5	na	0
Hanson	18	59	3.3	na	1
Masters	9	32	3.6	na	0
Kusko	17	27	1.6	na	0
Pilconis	2	21	10.5	na	0
Baze	3	14	4.7	na	0
Frey	5	11	2.2	na	0
Arnold	5	7	1.4	na	0
Eagles	285	884	3.1	na	2
Opponents	502	1812	3.6	na	6

Receiving	No.	Yds	Avg	Lg	TD
Hewitt	16	197	12.3	na	5
Carter	15	282	18.8	na	3
Arnold	8	142	17.8	na	0
Pilconis	6	59	9.8	na	0
Keen	5	45	9.0	na	0
Masters	4	60	15.0	na	0
Frey	4	19	4.8	na	0
Kusko	2	47	23.5	na	0
Baze	1	2	2.0	2	0
Mortell	1	0	0.0	0	0
Smukler	1	-4	-4.0	-4	0
Eagles	63	849	13.5	na	8
Opponents	79	1315	16.6	na	15

1936 EAGLES STATISTICS



SCHEDULE & RESULTS (1-11)				
S-13	W	10-7	NY Giants	20,000
S-20	L	3-26	Boston	20,000
S-27	L	0-17	Chicago Bears	25,000
O-04	L	0-18	at Brooklyn Dodgers	10,000
O-11	L	0-23	Detroit	15,000
O-14	L	0-17	at Pittsburgh	10,042
O-18	L	7-17	at Boston	4,000
O-25	L	17-21	at NY Giants	15,000
N-05	L	0-6	Pittsburgh (Johnstown, PA)	7,891
N-08	L	0-13	at Chicago Cardinals	1,500
N-22	L	7-28	Chicago Bears	10,000
N-29	L	7-13	Brooklyn Dodgers	5,000

TEAM STATS

	EAGLES	OPP
Total First Downs	99	132
Rushing	na	na
Passing	na	na
Penalty	na	na
3rd Down: Made/Att	na	na
3rd Down Pct.	na	na
4th Down: Made/Att	na	na
4th Down Pct.	na	na
Possession Avg.	na	na
Total Net Yards	2068	2857
Avg. Per Game	172.3	238.1
Total Plays	643	615
Avg. Per Play	3.2	4.6
Net Yards Rushing	1415	1973
Avg. Per Game	117.9	164.4
Total Rushes	473	468
Net Yards Passing	603	853
Avg. Per Game	50.3	71.1
Sacked/Yards Lost	na	na
Gross Yards	na	na
Att./Completions	170/39	147/61
Completion Pct.	22.9	41.5
Had Intercepted	36	15
Punts/Average	na	na
Net Punting Avg.	na	na
Penalties/Yards	na	na
Fumbles/Ball Lost	na	na
Touchdowns	6	26
Rushing	2	12
Passing	3	10
Returns	1	4

Score By Periods

	Q1	Q2	Q3	Q4	OT	Pts
Eagles	17	10	7	17	0	51
Opponents	23	74	57	52	0	206

Passing	Att	Cmp	Yds	Cmp%	Y/A	TD	TD%	Int	Int%	Lg	Sk/Lost	Rat
Smukler	68	21	345	30.9	5.07	3	4.4	6	8.8	na	na	26.9
Jackson	35	7	80	20.0	2.29	0	0.0	11	31.4	na	na	0.0
Kusko	27	6	108	22.2	4.00	0	0.0	8	29.6	na	na	4.2
Hanson	15	0	0	0.0	0.00	0	0.0	4	26.7	0	na	0.0
Thomason	10	1	11	10.0	1.10	0	0.0	3	30.0	11	na	0.0
Leonard	6	2	45	33.3	7.50	0	0.0	2	33.3	na	na	21.5
Masters	6	1	11	16.7	1.83	0	0.0	1	16.7	11	na	0.0
Bassman	3	1	3	33.3	1.00	0	0.0	1	33.3	3	na	2.8
Manske	0	0	0	---	---	0	---	0	---	0	na	---
Eagles	170	39	603	22.9	3.55	3	1.8	36	21.2	na	na	8.2
Opponents	147	61	853	41.5	5.80	10	6.8	15	10.2	na	na	43.9

Scoring	TD	Ru	Pa	Rt	PAT	FG	2Pt	Pts
Reese	0	0	0	0	3/3	2/2	0	9
Thomason	1	0	0	1	1/1	0/0	0	7
Carter	1	0	1	0			0	6
Hanson	1	1	0	0			0	6
Kusko	1	1	0	0			0	6
Leonard	1	0	1	0			0	6
Pilconis	1	0	1	0			0	6
Smukler	0	0	0	0	2/2	1/1	0	5
Eagles	6	2	3	1	6/6	3/3	0	51
Opponents	26	12	10	4	20/26	10/13	0	206

Rushing	No.	Yds	Avg	Lg	TD
Hanson	119	359	3.0	na	1
Thomason	109	333	3.1	na	0
Smukler	99	321	3.2	na	0
Kusko	49	209	4.3	na	1
Jackson	46	76	1.7	na	0
Leonard	33	72	2.2	na	0
Bassman	4	19	4.8	na	0
Masters	7	18	2.6	na	0
Frey	7	8	1.1	na	0
Eagles	473	1415	3.0	na	2
Opponents	468	1973	4.2	na	12

Receiving	No.	Yds	Avg	Lg	TD
Manske	17	325	19.1	na	0
Leonard	5	46	9.2	na	1
Pilconis	4	51	12.8	na	1
Carter	4	42	10.5	na	1
Frey	3	65	21.7	na	0
Hanson	3	33	11.0	na	0
Bassman	2	38	19.0	na	0
Mulligan	1	3	3.0	3	0
Eagles	39	603	15.5	na	3
Opponents	61	853	14.0	na	10

1935 EAGLES STATISTICS



SCHEDULE & RESULTS (2-9)					
S-13	L	7-17	Pittsburgh	NA	
S-20	L	0-35	at Detroit	12,000	
O-09	W	17-6	at Pittsburgh	6,271	
O-13	L	0-39	Chicago Bears	NA	
O-27	L	6-17	at Brooklyn Dodgers	NA	
N-03	W	7-6	at Boston	10,000	
N-05	L	0-3	Brooklyn Dodgers	NA	
N-10	L	3-12	at Chicago Cardinals	6,000	
N-24	L	0-10	at NY Giants	NA	
D-01	L	14-21	NY Giants	NA	
D-08	L	6-13	Green Bay	4,000	

TEAM STATS	EAGLES	OPP
Total First Downs	82	117
Rushing	na	na
Passing	na	na
Penalty	na	na
3rd Down: Made/Att	na	na
3rd Down Pct.	na	na
4th Down: Made/Att	na	na
4th Down Pct.	na	na
Possession Avg.	na	na
Total Net Yards	2003	2667
Avg. Per Game	182.1	242.5
Total Plays	580	611
Avg. Per Play	3.5	4.4
Net Yards Rushing	1054	1697
Avg. Per Game	95.8	154.3
Total Rushes	411	443
Net Yards Passing	823	871
Avg. Per Game	74.8	79.2
Sacked/Yards Lost	na	na
Gross Yards	na	na
Att./Completions	169/46	168/59
Completion Pct.	27.2	35.1
Had Intercepted	30	23
Punts/Average	na	na
Net Punting Avg.	na	na
Penalties/Yards	na	na
Fumbles/Ball Lost	na	na
Touchdowns	8	24
Rushing	2	15
Passing	6	6
Returns	0	3

Score By Periods	Q1	Q2	Q3	Q4	OT	Pts
Eagles	24	20	9	7	0	60
Opponents	23	58	30	68	0	179

Passing	Att	Cmp	Yds	Cmp%	Y/A	TD	TD%	Int	Int%	Lg	Sk/Lost	Rat
Matesic	64	15	284	23.4	4.44	2	3.1	13	20.3	na	na	16.4
Storm	44	15	372	34.1	8.45	3	6.8	10	22.7	na	na	48.9
Leonard	32	11	119	34.4	3.72	0	0.0	3	9.4	na	na	7.2
Rowe	11	1	6	9.1	0.55	0	0.0	2	18.2	6	na	0.0
Kupcinet	5	1	6	20.0	1.20	0	0.0	0	0.0	6	na	39.6
Weinstock	5	1	12	20.0	2.40	0	0.0	1	20.0	12	na	0.0
Sebastian	4	0	0	0.0	0.00	0	0.0	1	25.0	0	na	0.0
Banas	2	0	0	0.0	0.00	0	0.0	0	0.0	0	na	39.6
S.Hanson	1	1	23	100.0	23.00	0	0.0	0	0.0	23	na	118.8
Kirkman	1	1	1	100.0	1.00	1	100.0	0	0.0	1t	na	118.8
Eagles	169	46	823	27.2	4.87	6	3.6	30	17.8	na	na	19.6
Opponents	168	59	871	35.1	5.18	6	3.6	23	13.7	na	na	25.3

Scoring	TD	Ru	Pa	Rt	PAT	FG	2Pt	Pts
Manske	4	0	4	0			0	24
Carter	2	0	2	0			0	12
Reese	0	0	0	0	4/5	1/2	0	7
Leonard	1	1	0	0			0	6
Matesic	1	1	0	0			0	6
Jorgensen	0	0	0	0	1/1	1/1	0	4
Kirkman	0	0	0	0	1/1	0/0	0	1
Eagles	8	2	6	0	6/8	2/3	0	60
Opponents	24	15	6	3	17/24	6/7	0	179

Rushing	No.	Yds	Avg	Lg	TD
S.Hanson	77	209	2.7	na	0
Weinstock	58	176	3.0	na	0
Leonard	74	171	2.3	na	1
Storm	84	164	2.0	na	0
Matesic	50	138	2.8	na	1
Sebastian	17	76	4.5	na	0
Lackman	22	56	2.5	na	0
Rowe	7	21	3.0	na	0
Carter	7	19	2.7	na	0
Thomason	3	14	4.7	na	0
Manske	3	9	3.0	na	0
Banas	5	3	0.6	na	0
Brian	1	2	2.0	2	0
Kenneally	3	-4	-1.3	na	0
Eagles	411	1054	2.6	na	2
Opponents	443	1697	3.8	na	15

Receiving	No.	Yds	Avg	Lg	TD
Carter	11	260	23.6	na	2
Manske	9	205	22.8	na	4
Weinstock	8	107	13.4	na	0
Lackman	5	49	9.8	na	0
S.Hanson	4	82	20.5	na	0
Storm	3	44	14.7	na	0
Pitts	2	21	10.5	na	0
Sebastian	1	19	19.0	19	0
Robison	1	18	18.0	18	0
Thomason	1	16	16.0	16	0
Campbell	1	2	2.0	2	0
Eagles	46	823	17.9	na	6
Opponents	59	871	14.8	na	6

1934 EAGLES STATISTICS



SCHEDULE & RESULTS (4-7)				
S-16	L	6-19	at Green Bay	5,000
S-26	W	17-0	at Pittsburgh	NA
O-07	L	7-9	Pittsburgh	NA
O-14	L	0-10	Detroit	9,860
O-21	L	0-6	at Boston	10,344
O-28	L	0-17	at NY Giants	NA
N-06	W	64-0	Cincinnati Reds	NA
N-11	L	7-10	Brooklyn Dodgers	NA
N-18	L	7-14	Boston	8,500
N-25	W	13-0	at Brooklyn Dodgers	NA
D-02	W	6-0	NY Giants	12,471

TEAM STATS	EAGLES	OPP
Total First Downs	85	72
Rushing	na	na
Passing	na	na
Penalty	na	na
3rd Down: Made/Att	na	na
3rd Down Pct.	na	na
4th Down: Made/Att	na	na
4th Down Pct.	na	na
Possession Avg.	na	na
Total Net Yards	2482	2223
Avg. Per Game	225.6	202.1
Total Plays	623	546
Avg. Per Play	4.0	4.1
Net Yards Rushing	1876	1658
Avg. Per Game	170.5	150.7
Total Rushes	460	411
Net Yards Passing	576	545
Avg. Per Game	52.4	49.5
Sacked/Yards Lost	na	na
Gross Yards	na	na
Att./Completions	163/48	135/41
Completion Pct.	29.4	30.4
Had Intercepted	23	22
Punts/Average	na	na
Net Punting Avg.	na	na
Penalties/Yards	na	na
Fumbles/Ball Lost	na	na
Touchdowns	19	10
Rushing	11	9
Passing	7	1
Returns	1	0

Score By Periods	Q1	Q2	Q3	Q4	OT	Pts
Eagles	26	33	38	30	0	127
Opponents	16	34	9	26	0	85

Passing	Att	Cmp	Yds	Cmp%	Y/A	TD	TD%	Int	Int%	Lg	Sk/Lost	Rat
Matesic	60	20	278	33.3	4.63	2	3.3	5	8.3	na	na	25.6
Storm	30	8	97	26.7	3.23	0	0.0	6	20.0	na	na	1.0
Kirkman	23	7	38	30.4	1.65	1	4.3	2	8.7	na	na	18.2
Ellstrom	14	3	40	21.4	2.86	1	7.1	5	35.7	na	na	23.8
Hanson	12	4	28	33.3	2.33	0	0.0	2	16.7	na	na	2.8
Leonard	10	2	29	20.0	2.90	0	0.0	0	0.0	na	na	39.6
Knapper	7	0	0	0.0	0.00	0	0.0	3	42.9	0	na	0.0
Weiner	6	3	40	50.0	6.67	2	33.3	0	0.0	na	na	111.1
Barnhart	1	1	4	100.0	4.00	1	100.0	0	0.0	4t	na	122.9
Eagles	163	48	576	29.4	3.53	7	4.3	23	14.1	na	na	16.5
Opponents	135	41	545	30.4	4.04	1	0.7	22	16.3	na	na	7.1

Scoring	TD	Ru	Pa	Rt	PAT	FG	2Pt	Pts
Hanson	8	7	0	1	2/2	0/0	0	50
Carter	4	0	4	0			0	24
Storm	2	2	0	0			0	12
Kirkman	1	0	1	0	5/6	0/1	0	11
Ellstrom	1	1	0	0	0/1	0/0	0	6
Gonya	1	0	1	0			0	6
Leonard	1	1	0	0			0	6
Matesic	1	0	1	0	0/1	0/0	0	6
Weiner	0	0	0	0	3/4	1/2	0	6
Clark	0	0	0	0	0/1	0/0	0	0
Hajek	0	0	0	0	0/0	0/1	0	0
Eagles	19	11	7	1	10/19	1/4	0	127
Opponents	10	9	1	0	7/10	6/9	0	85

Rushing	No.	Yds	Avg	Lg	TD
Hanson	146	805	5.5	na	7
Ellstrom	72	287	4.0	na	1
Storm	81	281	3.5	na	2
Leonard	55	207	3.8	na	1
Matesic	63	181	2.9	na	0
Weiner	9	37	4.1	na	0
Roberts	10	28	2.8	na	0
Knapper	10	19	1.9	na	0
Kirkman	6	12	2.0	na	0
Lackman	4	9	2.3	na	0
Kavel	2	5	2.5	na	0
Pilconis	1	5	5.0	5	0
Johnson	1	0	0.0	0	0
Eagles	460	1876	4.1	na	11
Opponents	411	1658	4.0	na	9

Receiving	No.	Yds	Avg	Lg	TD
Carter	16	238	14.9	na	4
Kirkman	8	114	14.3	na	1
Storm	5	34	6.8	na	0
Hanson	5	22	4.4	na	0
Lackman	4	83	20.8	na	0
Matesic	3	38	12.7	na	1
Leonard	3	7	2.3	na	0
Ellstrom	1	18	18.0	18	0
Kenneally	1	12	12.0	12	0
Gonya	1	4	4.0	4t	1
Pilconis	1	3	3.0	3	0
Eagles	48	576	12.0	na	7
Opponents	38	547	14.4	na	1

1933 EAGLES STATISTICS



SCHEDULE & RESULTS (3-5-1)

O-15	L	0-56	at NY Giants	NA
O-18	L	0-25	Portsmouth Spartans	1,750
O-29	L	9-35	at Green Bay	3,007
N-05	W	6-0	at Cincinnati Reds	NA
N-12	T	3-3	Chicago Bears	17,850
N-19	W	25-6	Pittsburgh	6,000
N-26	W	20-3	Cincinnati Reds	NA
D-03	L	0-10	Green Bay	9,500
D-10	L	14-20	NY Giants	18,000

TEAM STATS

	EAGLES	OPP
Total First Downs	76	86
Rushing	na	na
Passing	na	na
Penalty	na	na
3rd Down: Made/Att	na	na
3rd Down Pct.	na	na
4th Down: Made/Att	na	na
4th Down Pct.	na	na
Possession Avg.	na	na
Total Net Yards	1781	2314
Avg. Per Game	197.9	257.1
Total Plays	503	484
Avg. Per Play	3.5	4.8
Net Yards Rushing	1103	1083
Avg. Per Game	122.6	120.3
Total Rushes	354	308
Net Yards Passing	657	1223
Avg. Per Game	73.0	135.9
Sacked/Yards Lost	na	na
Gross Yards	na	na
Att./Completions	149/40	176/63
Completion Pct.	26.8	35.8
Had Intercepted	34	19
Punts/Average	na	na
Net Punting Avg.	na	na
Penalties/Yards	na	na
Fumbles/Ball Lost	na	na
Touchdowns	11	21
Rushing	6	11
Passing	4	8
Returns	1	2

Score By Periods

	Q1	Q2	Q3	Q4	OT	Pts
Eagles	6	14	28	29	0	77
Opponents	38	29	19	72	0	158

Passing	Att	Cmp	Yds	Cmp%	Y/A	TD	TD%	Int	Int%	Lg	Sk/Lost	Rat
Kirkman	73	22	354	30.1	4.85	2	2.7	13	17.8	na	na	17.0
Hanson	28	7	50	25.0	1.79	0	0.0	4	14.3	na	na	0.0
Thornton	13	2	52	15.4	4.00	0	0.0	4	30.8	na	na	4.2
Roberts	10	4	97	40.0	9.70	1	10.0	3	30.0	na	na	69.6
Russell	8	2	32	25.0	4.00	0	0.0	2	25.0	na	na	4.2
Davis	6	2	62	33.3	10.33	1	16.7	3	50.0	na	na	72.9
Whire	5	1	10	20.0	2.00	0	0.0	2	40.0	10	na	0.0
O'Boyle	2	0	0	0.0	0.00	0	0.0	1	50.0	0	na	0.0
Prisco	2	0	0	0.0	0.00	0	0.0	0	0.0	0	na	39.6
Lackman	1	0	0	0.0	0.00	0	0.0	1	100.0	0	na	0.0
Woodruff	1	0	0	0.0	0.00	0	0.0	1	100.0	0	na	0.0
Eagles	149	40	657	26.8	4.41	4	2.7	34	22.8	na	na	14.8
Opponents	176	63	1223	35.8	6.95	8	4.5	19	10.8	na	na	36.4

Scoring	TD	Ru	Pa	Rt	PAT	FG	2Pt	Pts
Hanson	4	3	1	0			0	24
Carter	2	0	2	0	1/1	0/0	0	13
Woodruff	2	1	0	1			0	12
Davis	1	1	0	0	3/3	0/0	0	9
Kirkman	1	0	1	0	2/2	0/0	0	8
Roberts	1	1	0	0			0	6
Turnbow	0	0	0	0	0/0	1/1	0	3
Team (s)	0	0	0	0			0	2
Eagles	11	6	4	1	6/11	1/1	0	77
Opponents	21	11	8	2	16/20	5/5	0	158

Rushing	No.	Yds	Avg	Lg	TD
Hanson	133	475	3.6	na	3
Roberts	91	261	2.9	na	1
Russell	32	96	3.0	na	0
Woodruff	22	74	3.4	na	1
Lackman	17	59	3.5	na	0
Davis	15	57	3.8	na	1
Kirkman	22	43	2.0	na	0
Thornton	5	14	2.8	na	0
Whire	8	14	1.8	na	0
Prisco	7	6	0.9	na	0
O'Boyle	2	4	2.0	na	0
Eagles	354	1103	3.1	na	6
Opponents	308	1083	3.5	na	11

Receiving	No.	Yds	Avg	Lg	TD
Hanson	10	186	18.6	na	1
Carter	5	109	21.8	na	2
Kirkman	4	84	21.0	na	1
Davis	4	50	12.5	na	0
Woodruff	3	57	19.0	na	0
Kenneally	2	37	18.5	na	0
Thornton	2	14	7.0	na	0
Prisco	2	7	3.5	na	0
Fencl	1	20	20.0	20	0
Lainhart	1	20	20.0	20	0
Whire	1	15	15.0	15	0
Rowan	1	12	12.0	12	0
Felber	1	8	8.0	8	0
Roberts	1	6	6.0	6	0
Steinbach	1	5	5.0	5	0
Eagles	40	657	16.4	na	4
Opponents	63	1223	19.4	na	8



OFF THE FIELD



FRONT OFFICE & COACHING STAFF

PLAYER BIOS

2020 EAGLES STATS

RECORD BOOK

ALL-TIME RESULTS

ALL-TIME ROSTERS

HONORS & HISTORY

YEAR-BY-YEAR STATS

OFF THE FIELD

EAGLES AUTISM FOUNDATION

Established on September 8, 2019, the Eagles Autism Foundation was formed to centralize all of the team's autism activities into one organization, while strengthening its core mission of turning autism awareness into action. Led by Chairman and CEO Jeffrey Lurie, the team's commitment to raising funds for autism research and care has grown exponentially, raising more than \$10 million since launching the Eagles Autism Challenge in May 2018.

The Centers for Disease Control and Prevention estimates that one in 54 people living in the United States are on the autism spectrum. Autism is a complex neurological and developmental condition that expresses itself differently in each individual. While it has become one of the fastest-growing developmental disorders in the country, autism has historically been underfunded, misunderstood, and under-researched.

By delivering the necessary resources to leading institutions, and through year-round fundraising efforts that inspire and engage the community to take action, the Eagles Autism Foundation is able to assist those currently affected by autism, as well as future generations.

Eagles Autism Challenge pres. by Lincoln Financial Group Saturday, August 21, 2021



\$10,000,000+ raised in the first three years



The Eagles Autism Challenge presented by Lincoln Financial Group is a one-day bike ride and family-friendly 5K run/walk that donates 100% of participant-raised funds to leading institutions conducting cutting-edge autism research and care.

The event features three cycling routes: the Wawa Junior 10-Mile Ride, Wawa Shorti 30-Mile Ride, and the Wawa Classic 50-Mile Ride. For families and participants with sensory challenges, a Sensory Walk is offered to provide a shorter course around the outside perimeter of Lincoln Financial Field.

Thanks to the more than \$10 million raised, a total of 43 research projects and community grants have been funded for exploratory work in the field of autism.

For more information, visit EaglesAutismChallenge.org.



SENSORY ROOM pres. by CHOP

On August 4, 2019, the Eagles became one of the first sports franchises to build a state-of-the-art sensory room in its home venue. Now certified by KultureCity as a sensory-inclusive stadium, the Lincoln Financial Field Sensory Room presented by Children's Hospital of Philadelphia promotes an accommodating and positive experience for all guests and fans with sensory challenges.

The 500-square-foot, state-of-the-art sensory room has been carefully designed by top medical professionals to ensure a quieter and more secure environment. The certification process included the training of every Eagles employee and stadium staff member.



Children's Hospital of Philadelphia

Eagles Huddle Up for Autism presented by Children's Hospital of Philadelphia is a family-friendly event held annually at Lincoln Financial Field.

Designed and catered specifically for guests with autism and developmental disabilities, Huddle Up features special appearances by Eagles players, Eagles cheerleaders, SWOOP, live entertainment, games, and exclusive locker room tours.

Since 2009, Huddle Up has raised more than \$600,000 for the Center for Autism Research at Children's Hospital of Philadelphia.

The Eagles Radiothon presented by Firsttrust Bank and the Green Family Foundation is a multi-day auction held on SportsRadio 94WIP that offers fans the opportunity to bid on exclusive sports and entertainment experiences involving their favorite Eagles players and 94WIP radio personalities.



SENSORY SATURDAYS WITH MAX

Sensory Saturdays with Max is a weekly Facebook segment featuring Max, a young boy with autism, and Board-Certified Behavioral Analyst Kirsten Saraceni who teach viewers how to make DIY sensory-friendly activities and toys. Special guests have included Eagles players, Eagles cheerleaders, and SWOOP.



RAFFLE DRAFTKINGS

Through the Eagles Autism Foundation 50/50 Raffle presented by DraftKings, one lucky fan at every Eagles home game walks away a winner. Fans can purchase tickets for a 50/50 drawing at Lincoln Financial Field for a chance to win half of the jackpot. The other half supports the Eagles Autism Foundation.



EAGLES AUTISM FOUNDATION PRACTICE JERSEYS

The Eagles dedicated a practice in August 2020 to the Eagles Autism Foundation by wearing specially designed jerseys to elevate the Foundation's platform and to showcase the team's commitment to turning autism awareness to action.

The exclusive, one-of-a-kind jerseys featured Energy Green numbers and nameplates, along with the Eagles Autism Foundation signature logo prominently displayed on the front side and shoulder.

Each jersey was signed by the player who wore it and was auctioned off through the 2020 Eagles Radiothon.



MY CAUSE MY CLEATS



TRAINING CAMP PRACTICES

Training camp practices at Lincoln Financial Field serve as a vehicle to drive critical funds for autism research and care, with proceeds benefiting the Eagles Autism Foundation.



COVID-19 VACCINATION CLINIC

In partnership with Divine Providence, the Eagles Autism Foundation organized the city's first COVID-19 vaccination clinic for the autism community in March 2021. The sensory-friendly environment was designed to ensure individuals could be vaccinated in a safe and efficient manner.



POPCORN FOR THE PEOPLE

To help combat the unemployment rate in the autism community, the Eagles Autism Foundation and Aramark have teamed up with Popcorn for the People, a non-profit organization dedicated to creating meaningful employment for those with autism and developmental disabilities.

A portion of the proceeds from the popcorn sold at Lincoln Financial Field benefits the Eagles Autism Foundation.



PHILADELPHIA ORCHESTRA

The Eagles Autism Foundation hosts a sensory-friendly concert performed by the iconic Philadelphia Orchestra each year inside the NovaCare Complex indoor practice facility. The performance is designed to be a welcoming, inclusive, and comfortable environment for guests with sensory sensitivities and cognitive and learning differences.

The concert supports the team's mission of raising funds for innovative autism research and programs, as well as the Philadelphia Orchestra's Free Neighborhood Chamber Concert Series, which works to deepen ties to Philadelphians and makes music and arts education accessible to all people.



EAGLES IN THE COMMUNITY



As proud Philadelphians who take their responsibility to the community seriously, the Eagles believe there is no offseason to good citizenship.

Since Jeffrey Lurie became Chairman and CEO in 1994, the Eagles have made it a priority to strengthen and support a high quality of life for individuals all throughout the Greater Philadelphia area. Under Lurie's leadership, and by leveraging its unique platform as a professional sports team, the Eagles work to inspire, motivate, and educate in all that they do.

Through a commitment to social justice efforts and inspiring change, forming collaborative partnerships with organizations dedicated to transformational work, growing the game of football at the youth level, and more, the Eagles are honored to give back in ways that have the power to positively impact the lives of individuals everywhere.

The team takes great pride in serving its fans, local non-profits, and the region at large, because to the Eagles, making the community proud is just as important off the field as it is on it.



Through the Eagles Care program, the team cultivates and maintains season-long, strategic partnerships with local organizations as a way to help strengthen each partner's core work and positive impact on the community.

At the end of the season, each organization becomes an extension of the Eagles Care family where they continue to work closely with the team on community outreach events, while utilizing their newfound strengths to assist future Eagles Care partners.

EAGLES CARE FAMILY



SOCIAL JUSTICE FUND

Established in 2018, the Eagles Social Justice Fund was formed to provide grants to organizations that work to reduce barriers to equal opportunity, with a specific focus on education, community and police relations, improving the criminal justice system, and other initiatives targeting poverty, racial equality, and workforce development in the Greater Philadelphia area.

Led by a panel of players and club executives, the Eagles Social Justice Leadership Council works to identify potential grant recipients and secures contributions to the Eagles Social Justice Fund. The Fund is built through one-to-one matching donations from players and the club.

In just three years, the program has provided area-based organizations with more than \$1.3 million in funding.



2020 SOCIAL JUSTICE GRANT DONATIONS

- Workforce Development: **\$285,000**
- Prevention Education: **\$243,150**
- Reentry Services: **\$215,000**
- Criminal Justice Reform: **\$145,000**
- Education Equality: **\$140,000**
- Prevention Mentoring: **\$112,600**
- Poverty: **\$75,000**
- Community/Police Relations: **\$40,000**
- Mentorship/Leadership Development: **\$30,000**
- Racial Equality: **\$20,000**
- Youth Development: **\$15,000**



EAGLES EYE MOBILE

The Eagles Eye Mobile powered by Vision To Learn travels to communities all throughout the School District of Philadelphia, offering comprehensive eye exams and, if needed, prescription eyeglasses and follow-up care at no cost to families.

The Eagles Eye Mobile has impacted nearly 100,000 children in the Greater Philadelphia area since launching in 1996.

YOUTH FOOTBALL

The Eagles are dedicated to supporting safe play and helping to foster a love for the game at the youth level through developmental programming, equipment donations, and financial support.

Grassroots partnerships and league platforms, such as NFL PLAY 60, NFL FLAG, the Eagles Football Academy, 7v7 Tournaments, and the Positive Coaching Alliance, ensure that the game is being taught properly to inspire the next generation of athletes.

In May 2021, the Eagles donated more than \$330,000 worth of Gatorade product and football equipment to support the Philadelphia Public League's return to fall sports following COVID-19.





The connection between the team and Eagles fans everywhere has always been a special bond. It's a relationship that has existed for generations and is one that continues to grow stronger as the years go on. The Eagles are inspired by the relentless passion and fan support they receive and have always made it a priority to engage the fanbase by offering unique experiences and memories to last a lifetime.

Annual events like Football Festival for Women, Kids Club activities, Spotlight Forums, Training Camp public practices, and youth football camps, among others, have enabled fans to connect with their favorite team, players, and franchise legends on a deeper level. Many of these programs have even developed into family traditions for some, bringing together loved ones from all over the country.

The Eagles are proud to celebrate their fans in many special ways, both on and off the field.





The Eagles believe the path to sustainability is a journey, not a destination. With the opening of Lincoln Financial Field in 2003, the team’s road to becoming an eco-friendly operation began. What started with a blue recycling bin under each employee’s desk has grown into a company-wide sustainability program that is reducing the organization’s overall impact on the environment in a financially-responsible manner.

With the help of partners and fans, the Eagles have been able to develop a multi-curriculum action plan that incorporates green energy production, recycling, composting, energy efficiency, ocean conservation, and reforestation, among other ventures. The Eagles, who wear the color “green” with pride, are committed to serving as proud environmental stewards for a community that gives so much to them throughout the year.

“SUSTAINABLE” SUCCESS		GO GREEN PARTNERS
	<p>In December 2018, Lincoln Financial Field was awarded LEED Gold certification by the U.S. Green Building Council (USGBC) for implementing practical and measurable strategies and solutions aimed at achieving high performance in sustainable site development, water savings, energy efficiency, materials selection, and indoor environmental quality.</p>	
	<p>The Eagles are the first professional sports team in the world to receive the prestigious ISO 20121 Event Sustainability Management System certification. ISO 20121 is an international standard designed to help organizations involved in the events and hospitality industries integrate sustainability into management practices and processes.</p>	
	<p>The Eagles became the first U.S. pro sports team to offset team travel emissions through the support of Ocean Conservancy’s Blue Playbook. As part of Team Ocean, the Eagles work closely with Ocean Conservancy and The Ocean Foundation on seagrass and mangrove coastal restoration efforts in Puerto Rico’s Jobos Bay National Estuarine Research Reserve.</p>	
	<p>In September 2020, Lincoln Financial Field achieved Global Biorisk Advisory Council (GBAC) STAR accreditation, the highest standard for prepared facilities. Under the guidance of GBAC, a Division of ISSA, the worldwide cleaning industry association, Lincoln Financial Field has implemented stringent protocols in cleaning, disinfection, and infectious disease prevention.</p>	

SUSTAINABILITY & ENVIRONMENTAL BIRDSEED

- 10,456 solar panels have positioned Lincoln Financial Field to be among the greenest major sports facilities in the world
- Through the team’s energy-from-waste program, the Eagles divert more than 99% of their waste from landfills
- The installation of water filtration fountains at the team’s facilities has saved more than 500,000 water bottles since 2015
- Became the first team in Philadelphia to switch from plastic straws to an eco-friendly alternative made from 100% renewable resources
- Has implemented a closed-loop recycling program that collects bottle caps and turns them into new stadium material
- Supports reforestation efforts by planting trees in various cities, including the “Eagles Forest” in Bensalem, PA
- Bike Share program equips team employees with bicycles for convenient transportation from the practice facility to the stadium
- Cups and flatware are created from bio-plastics which biodegrade in just 45 days
- To conserve energy, lower-wattage light bulbs and automatic sensors/timers have been installed in team facilities
- Two onsite bio-digesters help decompose pre-consumer food waste to eliminate the need for landfill disposal



Home to the Super Bowl LII Champion Philadelphia Eagles, Lincoln Financial Field is a prime destination for world-class entertainment that offers a high-quality experience to fans in a safe, clean, and friendly environment.

In addition to Eagles home games, Lincoln Financial Field has become famous for showcasing high-profile sporting events and unique experiences throughout the year.

Since opening in August 2003, Lincoln Financial Field has hosted 34 star-studded concerts, in addition to welcoming some of the world's most distinguished soccer clubs, and serving as the home to Temple University football and the historic Army-Navy Game. The stadium has also hosted multiple NCAA Lacrosse Championships and many other marquee events.

A state-of-the-art facility located in the heart of Philadelphia, Lincoln Financial Field has become one of the world's most admired stadiums for sports and entertainment due to its commitment to the fan experience.

BY THE NUMBERS

Broke Ground	May 7, 2001
Opened	August 3, 2003
Revitalized	Feb. '12 - Aug. '14
Capacity	69,879
Executive Suites	174
Concessions	62
Wi-Fi Connections	45,000
North End Zone HD Video Board	5,184 square feet
South End Zone HD Video Board	4,320 square feet
Concerts	34
Soccer Matches	26
Home Record (Regular Season + Playoffs)	90-63-1
Twitter	@LFFStadium



NEW FOR 2021



PEPSI PLAZA

FIRSTTRUST BANK CLUB



**FIRSTTRUST
BANK**

**DRAFT
KINGS**



**DRAFTKINGS
FIELD CLUB**



**FOX
BET**

**FOX BET
LOUNGE**



HOME TO THE SUPER BOWL LII CHAMPION PHILADELPHIA EAGLES



WORLD TOURS & CONCERTS

- July 23, 2019 The Rolling Stones
- September 27, 2018 Ed Sheeran
- July 30, 2018 Jay-Z & Beyoncé
- July 14, 2018 Taylor Swift
- July 13, 2018 Taylor Swift
- June 9, 2018 Kenny Chesney
- June 18, 2017 U2
- May 12, 2017 Metallica
- September 29, 2016 Beyoncé
- August 6, 2016 Coldplay
- July 14, 2016 Guns N' Roses
- June 25, 2016 Kenny Chesney
- June 5, 2016 Beyoncé
- September 1, 2015 One Direction
- August 30, 2015 Kevin Hart
- July 11, 2015 Kenny Chesney
- June 13, 2015 Taylor Swift
- June 12, 2015 Taylor Swift
- August 15, 2014 Luke Bryan
- August 14, 2014 One Direction
- August 13, 2014 One Direction
- July 20, 2013 Taylor Swift
- July 19, 2013 Taylor Swift
- June 8, 2013 Kenny Chesney
- June 16, 2012 Kenny Chesney
- August 6, 2011 Taylor Swift
- July 14, 2011 U2
- June 18, 2011 Kenny Chesney
- June 27, 2009 Kenny Chesney
- July 19, 2008 Kenny Chesney
- June 23, 2007 Kenny Chesney
- August 11, 2003 Bruce Springsteen
- August 9, 2003 Bruce Springsteen
- August 8, 2003 Bruce Springsteen




THE ARMY-NAVY GAME



ARMY-NAVY HISTORY (LFF)

December 14, 2019	Navy, 31-7
December 8, 2018	Army, 17-10
December 9, 2017	Army, 14-13
December 12, 2015	Navy, 21-17
December 14, 2013	Navy, 34-7
December 8, 2012	Navy, 17-13
December 11, 2010	Navy, 31-17
December 12, 2009	Navy, 17-3
December 6, 2008	Navy, 34-0
December 2, 2006	Navy, 26-14
December 3, 2005	Navy, 42-23
December 4, 2004	Navy, 42-13
December 6, 2003	Navy, 34-6



NATIONAL & INTERNATIONAL SOCCER MATCHES



- August 29, 2019
- June 30, 2019

- July 25, 2018
- July 19, 2017

- June 14, 2016
- June 11, 2016
- June 9, 2016
- July 26, 2015

- August 2, 2014
- August 11, 2012
- August 10, 2011
- July 23, 2011
- May 29, 2010
- May 15, 2010
- April 10, 2010
- July 18, 2009

- September 13, 2008
- November 6, 2004
- August 2, 2004
- July 28, 2004
- September 25, 2003
- September 20, 2003
- August 3, 2003

Victory Tour: USWNT vs. Portugal
 Gold Cup: USMNT vs. Curacao
 Gold Cup: Jamaica vs. Panama
 Bayern Munich vs. Juventus
 Gold Cup: USMNT vs. El Salvador
 Gold Cup: Costa Rica vs. Panama
 Copa America: Chile vs. Panama
 Copa America: USMNT vs. Paraguay
 Copa America: Uruguay vs. Venezuela
 CONCACAF Gold Cup Final:
 Mexico vs. Jamaica
 A.S. Roma vs. Inter Milan
 Real Madrid vs. Celtic
 USMNT vs. Mexico
 Philadelphia Union vs. Real Madrid
 USMNT vs. Turkey
 Philadelphia Union vs. FC Dallas
 Philadelphia Union vs. DC United
 Gold Cup: USMNT vs. Panama
 Gold Cup: Canada vs. Honduras
 USWNT vs. Ireland
 USWNT vs. Denmark
 A.C. Milan vs. Chelsea
 Manchester United vs. Glasgow Celtic
 Women's World Cup
 Women's World Cup
 Manchester United vs. FC Barcelona



STADIUM ENTERTAINMENT & FAN ENGAGEMENT



PAVING THE ROAD TO VICTORY!

In May 2016, the "Eagles FanWalk" was constructed outside of the Northeast entrance gate at Lincoln Financial Field. This honorary walkway, which showcases the passion that fans have for the Eagles and their families, features more than 3,800 personally engraved pavers that line the way for guests entering the stadium. The "Eagles FanWalk" ensures that each member engraved across the pathway will have a special place in Eagles history.



EAGLES CHEERLEADERS



The Eagles Cheerleaders, comprised of both women and men, serve as entertainers and brand ambassadors for the organization, representing the team in the community, as well as nationally and internationally. Careers of current members include a scientist, doctor of physical therapy, published author and historian, and press secretary for the U.S. House of Representatives Select Subcommittee on the Coronavirus Crisis.



The 32 members of the squad are socially conscious individuals with inspiring life experiences, utilizing their platform to make a positive impact through global humanitarian work and participating in overseas goodwill military tours. They are passionately involved in engaging today's youth and in furthering the philanthropic work of the Eagles Autism Foundation. The squad is diverse, celebrates authenticity, and embraces meaningful engagement with fans.



In addition to performing at Eagles home games, the Eagles Cheerleaders perform with top musical artists and appear at some of the most prestigious events in the world.

