



PITTSBURGH STEELERS

2021

MEDIA GUIDE





2021 NFL Schedule	3-5
2021 Steelers Schedule	6
2020 NFL Standings & Results	7
Ownership Group	8
Staff Directory	9
Steelers In The Community	11-13
Youth Football	14
Heinz Field	15
Staff Divider	17
Staff	18-45
Players Divider	46
Players	47-284
Roster/Alphabetical	285
Roster/Numerical	287
Roster/Positional	289
2020 Season in Review	289
Steelers History	340
Records	487

COMMUNICATIONS TEAM




BURT LAUTEN
Director Of Communications



MICHAEL BERTSCH
Communications Manager

ANGELA TEGNELIA
Communications Coordinator



MACKAIYA CHERRY
Communications Assistant/Social Media

KYLIE RAE WANG
Communications Intern

Kansas City at Cincinnati 01:00pm
 Las Vegas at Indianapolis 01:00pm
 Miami at Tennessee 01:00pm
 N.Y. Giants at Chicago 01:00pm
 Philadelphia at Washington 01:00pm
 Tampa Bay at N.Y. Jets 01:00pm
 Denver at L.A. Chargers 04:05pm
 Houston at San Francisco 04:05pm
 Detroit at Seattle 04:25pm
 L.A. Rams at Baltimore 04:25pm
 Minnesota at Green Bay* 08:20pm



















MONDAY, JANUARY 3
 Cleveland at Pittsburgh 08:15pm
WEEK 18
SUNDAY, JANUARY 9
 Pittsburgh at Baltimore 01:00pm
 Carolina at Tampa Bay 01:00pm
 Chicago at Minnesota 01:00pm
 Cincinnati at Cleveland 01:00pm
 Dallas at Philadelphia 01:00pm
 Green Bay at Detroit 01:00pm
 Indianapolis at Jacksonville 01:00pm
 N.Y. Jets at Buffalo 01:00pm

New England at Miami 01:00pm
 New Orleans at Atlanta 01:00pm
 Tennessee at Houston 01:00pm
 Washington at N.Y. Giants 01:00pm
 Kansas City at Denver 04:25pm
 L.A. Chargers at Las Vegas 04:25pm
 San Francisco at L.A. Rams 04:25pm
 Seattle at Arizona 04:25pm





* Sunday night games in Weeks 5-16
 subject to change

CAMERON
HEYWARD

REGULAR SEASON

WEEK 1		Sunday, Sept. 12 1:00 P.M. (CBS/KDKA-TV)	at	Buffalo BILLS
WEEK 2		Sunday, Sept. 19 1:00 P.M. (CBS/KDKA-TV)		Las Vegas RAIDERS
WEEK 3		Sunday, Sept. 26 1:00 P.M. (CBS/KDKA-TV)		Cincinnati BENGALS
WEEK 4		Sunday, Oct. 3 4:25 P.M. (CBS/KDKA-TV)	at	Green Bay PACKERS
WEEK 5		Sunday, Oct. 10 1:00 P.M. (FOX/WPGH-TV)		Denver BRONCOS
WEEK 6		Sunday, Oct. 17 8:20 P.M. (NBC/WPIX-TV)		Seattle SEAHAWKS
WEEK 7		Sunday, Oct. 24 BYE		
WEEK 8		Sunday, Oct. 31 1:00 P.M. (CBS/KDKA-TV)	at	Cleveland BROWNS
WEEK 9		Monday, Nov. 8 8:15 P.M. (ESPN/WTAE-TV)		Chicago BEARS
WEEK 10		Sunday, Nov. 14 1:00 P.M. (FOX/WPGH-TV)		Detroit LIONS
WEEK 11		Sunday, Nov. 21 8:20 P.M. (NBC/WPIX-TV)	at	Los Angeles CHARGERS
WEEK 12		Sunday, Nov. 28 1:00 P.M. (CBS/KDKA-TV)	at	Cincinnati BENGALS
WEEK 13		Sunday, Dec. 5 4:25 P.M. (CBS/KDKA-TV)		Baltimore RAVENS
WEEK 14		Thursday, Dec. 9 8:20 P.M. (FOX/WPGH-TV***)	at	Minnesota VIKINGS
WEEK 15		Sunday, Dec. 19 1:00 P.M. (CBS/KDKA-TV)		Tennessee TITANS
WEEK 16		Sunday, Dec. 26 4:25 P.M. (CBS/KDKA-TV)	at	Kansas City CHIEFS
WEEK 17		Monday, Jan. 3 8:15 P.M. (ESPN/WTAE-TV)		Cleveland BROWNS
WEEK 18		Sunday, Jan. 9 1:00 P.M. (CBS/KDKA-TV)	at	Baltimore RAVENS

PRESEASON

GAME 1		Thursday, Aug. 5 8:00 P.M. (FOX/WPGH-TV)	vs	Dallas COWBOYS
GAME 2		Thursday, Aug. 12 7:30 P.M. (KDKA-TV)	at	Philadelphia EAGLES
GAME 3		Saturday, Aug. 21 7:30 P.M. (KDKA-TV)		Detroit LIONS
GAME 4		Saturday, Aug. 27 7:30 P.M. (KDKA-TV)	at	Carolina PANTHERS

AMERICAN FOOTBALL CONFERENCE												
EAST DIVISION												
TEAM	W	L	T	PCT	PF	PA	NET PTS	HOME	AWAY	CONF	DIV	STREAK
Buffalo Bills	13	3	0	.813	501	375	126	7-1-0	6-2-0	10-2-0	6-0-0	Won 6
Miami Dolphins	10	6	0	.625	404	338	66	5-3-0	5-3-0	7-5-0	3-3-0	Lost 1
New England Patriots	7	9	0	.438	326	353	-27	5-3-0	2-6-0	6-6-0	3-3-0	Won 1
New York Jets	2	14	0	.125	243	457	-214	1-7-0	1-7-0	1-11-0	0-6-0	Lost 1

NORTH DIVISION												
TEAM	W	L	T	PCT	PF	PA	NET PTS	HOME	AWAY	CONF	DIV	STREAK
Pittsburgh Steelers	12	4	0	.750	416	312	104	7-1-0	5-3-0	9-3-0	4-2-0	Lost 1
Baltimore Ravens	11	5	0	.688	468	303	165	5-3-0	6-2-0	7-5-0	4-2-0	Won 5
Cleveland Browns	11	5	0	.688	408	419	-11	6-2-0	5-3-0	7-5-0	3-3-0	Won 1
Cincinnati Bengals	4	11	1	.281	311	424	-113	3-5-0	1-6-1	4-8-0	1-5-0	Lost 1

SOUTH DIVISION												
TEAM	W	L	T	PCT	PF	PA	NET PTS	HOME	AWAY	CONF	DIV	STREAK
Indianapolis Colts	11	5	0	.688	451	362	89	6-2-0	5-3-0	7-5-0	4-2-0	Won 1
Tennessee Titans	11	5	0	.688	491	439	52	5-3-0	6-2-0	8-4-0	5-1-0	Won 1
Houston Texans	4	12	0	.250	384	464	-80	2-6-0	2-6-0	3-9-0	2-4-0	Lost 5
Jacksonville Jaguars	1	15	0	.063	306	492	-186	1-7-0	0-8-0	1-11-0	1-5-0	Lost 15

WEST DIVISION												
TEAM	W	L	T	PCT	PF	PA	NET PTS	HOME	AWAY	CONF	DIV	STREAK
Kansas City Chiefs	14	2	0	.875	473	362	111	6-2-0	8-0-0	10-2-0	4-2-0	Lost 1
Las Vegas Raiders	8	8	0	.500	434	478	-44	2-6-0	6-2-0	6-6-0	4-2-0	Won 1
Los Angeles Chargers	7	9	0	.438	384	426	-42	4-4-0	3-5-0	6-6-0	3-3-0	Won 4
Denver Broncos	5	11	0	.313	323	446	-123	2-6-0	3-5-0	4-8-0	1-5-0	Lost 3

NATIONAL FOOTBALL CONFERENCE												
EAST DIVISION												
TEAM	W	L	T	PCT	PF	PA	NET PTS	HOME	AWAY	CONF	DIV	STREAK
Washington	7	9	0	.438	335	329	6	3-5-0	4-4-0	5-7-0	4-2-0	Won 1
New York Giants	6	10	0	.375	280	357	-77	3-5-0	3-5-0	5-7-0	4-2-0	Won 1
Dallas Cowboys	6	10	0	.375	395	473	-78	4-4-0	2-6-0	5-7-0	2-4-0	Lost 1
Philadelphia Eagles	4	11	1	.281	334	418	-84	3-4-1	1-7-0	4-8-0	2-4-0	Lost 3

NORTH DIVISION												
TEAM	W	L	T	PCT	PF	PA	NET PTS	HOME	AWAY	CONF	DIV	STREAK
Green Bay Packers	13	3	0	.813	509	369	140	7-1-0	6-2-0	10-2-0	5-1-0	Won 6
Chicago Bears	8	8	0	.500	372	370	2	3-5-0	5-3-0	6-6-0	2-4-0	Lost 1
Minnesota Vikings	7	9	0	.438	430	475	-45	3-5-0	4-4-0	5-7-0	4-2-0	Won 1
Detroit Lions	5	11	0	.313	377	519	-142	1-7-0	4-4-0	4-8-0	1-5-0	Lost 4

SOUTH DIVISION												
TEAM	W	L	T	PCT	PF	PA	NET PTS	HOME	AWAY	CONF	DIV	STREAK
New Orleans Saints	12	4	0	.750	482	337	145	6-2-0	6-2-0	10-2-0	6-0-0	Won 2
Tampa Bay Buccaneers	11	5	0	.688	492	355	137	5-3-0	6-2-0	8-4-0	4-2-0	Won 4
Carolina Panthers	5	11	0	.313	350	402	-52	2-6-0	3-5-0	4-8-0	1-5-0	Lost 1
Atlanta Falcons	4	12	0	.250	396	414	-18	2-6-0	2-6-0	2-10-0	1-5-0	Lost 5

WEST DIVISION												
TEAM	W	L	T	PCT	PF	PA	NET PTS	HOME	AWAY	CONF	DIV	STREAK
Seattle Seahawks	12	4	0	.750	459	371	88	7-1-0	5-3-0	9-3-0	4-2-0	Won 4
Los Angeles Rams	10	6	0	.625	372	296	76	6-2-0	4-4-0	9-3-0	3-3-0	Won 1
Arizona Cardinals	8	8	0	.500	410	367	43	4-4-0	4-4-0	6-6-0	2-4-0	Lost 2
San Francisco 49ers	6	10	0	.375	376	390	-14	1-7-0	5-3-0	4-8-0	3-3-0	Lost 1



Art Rooney II



David Blitzer



Rob Citrone



Paul Evanson



Josh Harris



Doug Lebda



Jack McGinley



Larry Paul



Stephen Paul



Bruce Rauner



Art Rooney, Jr.



Brian Rooney



Dan Rooney Jr.



John Rooney



Paul Sams



John Stallworth



Benjamin Statler



Scott Swank



Thomas Tull



Peter Varischetti



Mike Wilkins

NC Revocable Trust

Not Pictured

UPMC Rooney Sports Complex

3400 South Water Street
Pittsburgh, PA 15203
Phone: 412-432-7800

**Administration**

Arthur J. Rooney II, President
Arthur J. Rooney Jr., Vice President
Diane Lowe, Administrative Assistant
Connie Zelinsky, Administrative Assistant

Coaching

Mike Tomlin, Head Coach
John Mitchell, Assistant Head Coach
Matt Canada, Offensive Coordinator
Keith Butler, Defensive Coordinator
Danny Smith, Special Teams Coordinator
Teryl Austin, Senior Defensive Assistant/Secondary
Grady Brown, Defensive Backs Coach
Mike Sullivan, Quarterbacks Coach
Alfredo Roberts, Tight Ends Coach
Karl Dunbar, Defensive Line Coach
Eddie Faulkner, Running Backs Coach
Ike Hilliard, Wide Receivers Coach
Chris Morgan, Assistant Offensive Line Coach
Jerry Olsavsky, Inside Linebackers Coach
Adrian Klemm, Offensive Line Coach
Denzel Martin, Assistant Outside Linebackers Coach
Blaine Stewart, Assistant Wide Receivers Coach
Matt Tomsho, Quality Control Coach
Garrett Glemont, Senior Conditioning Coordinator
Marcel Pastoor, Head Strength & Conditioning Coach
Rodain Delus, Strength & Conditioning Assistant
Darrel Young, Director of Player Development
Chrissy Bulger, Administrative Assistant
Mia Daudet, Administrative Assistant

Football Operations

Kevin Colbert, Vice President & General Manager
Omar Khan, Vice President of Football & Business Administration
Dan Rooney Jr., Player Personnel Coordinator
Brandon Hunt, Pro Scouting Coordinator
Phil Kraidler, College Scouting Coordinator
Rick Reiprish, Senior Assistant, College Scouting
Mark Bruener, College Scout
Mike Butler, College Scout
Dan Colbert, College/Pro Scout
Kelvin Fisher, College Scout
Mark Gorscak, College Scout
Chidi Iwuoma, College Scout
Fawwaz Izzuddin, Scouting Intern
Bruce McNorton, College Scout
Dave Petett, Pro/College Scout
Cole Marcoux, Football Administration Coordinator

Aidan Hennessey-Niland, Team Operations Coordinator
Tosin Kazeem, Football Analyst
Maureen Mannion, Administrative Assistant
Dennis Macinnis, BLESTO Scout

Communications

Burt Lauten, Director of Communications
Michael Bertsch, Communications Manager
Angela Tegnella, Communications Coordinator
MacKalya Cherry, Communications Assistant/Social Media
Kylie Rae Wang, Communications Intern

Football Equipment

Adam Regan, Equipment Manager
Patrick Noone, Field Manager/Assistant Equipment Manager
Derek Rinehart, Equipment Assistant
Lou Balde, Equipment Assistant
Will Freyvogel, Equipment Intern
Kyle Powers, Equipment Intern

Video

Bob McCartney, Director of Video & Facilities
Andy Lizanich, Assistant Director of Video
Todd Lewis, Video Assistant
Kory Hartbauer, Video Assistant

Athletic Training

John Norwig, Head Athletic Trainer
Jon Andino, Assistant Athletic Trainer/Physical Therapist
Sonia Ruef, Assistant Athletic Trainer
Daveon Lee, Assistant Athletic Trainer
Dillon Kapp, Athletic Training Intern
Steven Best, Physical Therapy Resident
Dustin Grim, Seasonal Intern
Kaitlin O'Reilly, Seasonal Intern

Medical

James P. Bradley, M.D., Orthopedic Surgery
Craig Mauro, M.D., Orthopedic Surgery
David Okonkwo, M.D., Neurosurgery
Aaron V. Mares, M.D., Internal Medicine
Joseph Maroon, M.D., Medical Consultant
Tony Yates, M.D., Medical Consultant

Business Office

Bob Tyler, Vice President of Finance
Jodie Spagnoli, Controller
Kelly Serafin, Payroll/Benefits Coordinator
Jody Lubawski, Stadium Accounting Manager

Barbara Snyder, Stadium Payroll Coordinator
Mary Beth Gilbert, Senior Accountant
Klavin Boyd, Senior Accountant/Analyst
Colleen Kimmel, Accounts Payable Specialist
Jenny Shaeffer, Director of Human Resources
Dan Ferens, Business Administration
Shaw Sunder, Receptionist
Jerry Langan, Stationary Engineer
Patrick MacIntyre, Security Supervisor

Information Technology

Scott Phelps, Vice President of Technology
Jon Pugliano, Senior Manager of Technology Systems
Craig Pelat, Senior Manager of Network and Security Operations
Scott Graham, Front End Solutions Coordinator
Richard Hilinski, Systems Engineer
Andrew Searight, Network Support Technician
Joe Veltri, Lead Application Developer

Community Relations

Blayne Holmes, Director of Community Relations
Stacie Lawrence, Administrative Assistant

Sales and Marketing

Ryan Huzjak, Vice President of Sales and Marketing
Shelby Petersen, Sales and Marketing Coordinator
Melanie Harris, Director of Business Analytics
Jim Alexander, Data Analyst
Nick Clifford, Business Analytics Intern

Corporate Partnerships and Activation

A.J. Poole, Director of Partnership Sales and Activation
Chris Hart, Corporate Partnerships Manager
Kurt Gingrich, Corporate Partnerships Manager
Tim Post, Corporate Partnerships Manager
Amy Siebenkittel, Senior Manager of Partnership Activation
Chelsea Zahn, Partnership Activation Manager
Marie Zeitler, Partnership Activation Manager
Leah DeNardo, Partnership Coordinator
Matt Walker, Partnership Activation Coordinator
Amy Regan, Partnership Administrator
Jonah Wheeler, Partnership Activation Intern

Heinz Field

100 Art Rooney Avenue
Pittsburgh, PA 15212
Phone: 412-697-7700

**Ticket Sales and Retention**

Kristen Lewandowski, Director of Ticket Sales & Retention

Brandon Wrobel, Manager of Premium Seating Sales

Stephanie Sior, Ticket Sales & Retention Manager

Caitlyn Cossu, Ticket Sales and Retention Account Executive

Ticket Operations

Ben Lentz, Director of Ticket Operations

Mark Davidson, Ticket Operations Manager

Michael Karczewski, Ticket Operations Manager

Marketing and Events

Rick Giugliano, Director of Marketing & Events

Nathan Mancuso, Event Marketing Manager

Lynne Moynaux, Alumni Relations Manager

Mike Marchinsky, Youth Football and Player Relations Manager

Brandon Artman, Event Marketing Operations Coordinator

Joe Lofton, Youth Football Coordinator

Fan Engagement

Brittany Zeman, Email Marketing Manager

Nora Papp, Fan Engagement Manager

Caitlin Grieco, Email Specialist

Amber Iuni, Fan Engagement Communications Specialist

Digital, Broadcast and Gameday Content

Reagan Berube, Director of Content

Jeff Brown, Digital Media Manager

Stephen Finerty, Video Production Manager

Kyle Kron, Social Media Manager

Michael Murphy, Senior Manager of Creative Services

Karl Roser, Manager of Photography

Chris Burns, Stadium Events Manager & Gameday Producer

Emile Khoury, Creative Content Manager

Gerard Schaefer, Studio Programming Manager

Alec Balenciaga, Video Producer

Jason Pischke, Producer, Video & Motion Graphics

Missi Matthews, Steelers.com/Steelers TV Reporter

Bob Labriola, Editor Steelers Digest/Contributor Steelers.com

Teresa Varley, Assistant Editor Steelers Digest/Contributor Steelers.com

Jacob Newton, Digital Analyst

Natalie Hesse, Digital/Social Media Coordinator

Maria Rodriguez, International Content Coordinator

Drew Addis, Video Production Intern

Caitlyn Epes, Photography Intern

James Dotter, Social Media Intern

Stine Evenstroem, Media Production Intern

Robert Lipnos, Graphic Design Intern

Stadium Operations

Jim Sacco, Vice President of Stadium Operations & Management

Rob Thompson, Director of Stadium Event Operations

Bob Jones, Executive Director of Team and Stadium Security

Joe Simon, Director of Facility Operations

Travis Baker, Director of Guest Experience

Mary Malanos, Manager of Guest Experience & Tours

Jason Kobeda, Assistant Director of Facility Operations

Monica Agbalog, Luxury Suites Manager

Greg Hoyer, Stadium Event Operations Manager

Spencer Girman, Logistics & Shipping Manager

Tom Goynne, Sports Turf Operations Manager

Justin Hunt, Audio/Video Manager

Matt Mittelman, Audio/Video Manager

Cayce Little Pastoor, Director of Club Events & Operations

Meghan McCabe, Club Events Manager

John Fox, Playing Surface Staff

Ryan Welker, Playing Surface Staff

Keith Gray, Grounds Crew

Mark Hall, Grounds Crew

Neil Hodges, Grounds Crew

Jim Pearce, Grounds Crew

John Wodarek, Event Operations

Denny Buchleitner, HVAC Technician

Ron Moye, Electrician

Bob Rossi, Plumber

Heidi Edwards, Project Coordinator

Jessi Sabatini, Administrative Assistant

Geneva Jordan, Receptionist

Quiona Glover, Stadium Events Intern

Merchandising and eCommerce

John Wolfe, Director, General Merchandise Manager

Quintin Lovicks, Lead Web Developer

Lindsay Ebken, Apparel Merchandise Manager

Megan Stepnoski, Apparel Assistant Manager

Robb Gedrys, Division Manager – Store Operations & Special Projects

Stephanie Beck, Assistant Director Digital Commerce

Mackenzie Allshouse (Yoho), Fulfillment & Logistics Specialist

One North Shore Place

358 North Shore Drive Suite 200,
Pittsburgh, PA 15212
Phone: 412-697-7777

Brian Rogiero, Authentic Memorabilia Operations Manager

Sam Rogiero, Merchandising Manager of Novelties & Stadium

Janice O'Toole, Assistant Merchandising Manager of Novelties & Stadium

Jim Moon, Allocation Manager, Warehouse & Designated Categories

Mark Byrnes, Warehouse Manager

George Beck, Assistant Warehouse Manager

Dean Dellamalba, Memorabilia Associate

Renae McNabb, Administrative Assistant

Mark Cancilla, Visual Designer, Digital Commerce

Joyce Sansky, Receptionist

Stores**GROVE CITY PREMIUM OUTLETS**

Susan Kalafut, Store Manager

Debbi Gabler, Store Assistant Manager
HEINZ FIELD

Corey Flannagan, Store Manager

Dustin Obuchowski, Assistant Store Manager

Lauren Fisher, Assistant Store Manager

Linda Rogiero, Inventory Warehouse Manager

TANGER OUTLETS

Courtney Duzyk, Store Manager

Lee Bonglorni, Assistant Store Manager

Important Dates**Aug. 5**

Hall of Fame Game vs. Dallas

Aug. 5-8

Hall of Fame Weekend

Aug. 12

Preseason game at Philadelphia

Aug. 21

Preseason game vs. Detroit

Aug. 27

Preseason game at Carolina

Sept. 5

Clubs must reduce roster to a maximum of 53 players on the Active/Inactive List

Sept. 6

Clubs may establish a practice squad of 16 players

Sept. 10-13

NFL Kickoff Weekend 2021

Sept. 12

Regular-season opener at Buffalo

Jan. 8-9

Wild Card Playoffs

Jan. 15-16

Divisional Playoffs

Jan. 23

AFC and NFC Championship Games

Jan. 30

NFL Pro Bowl, Orlando, Florida

Feb. 13

Super Bowl LVI, Los Angeles, Calif.

IN THE COMMUNITY

The Pittsburgh Steelers are proud to be a part of the Western Pennsylvania community.

The organization's strong commitment to this area dates back to 1933 when Arthur J. Rooney, Sr. founded the team. That commitment was passed down to his son, late Steelers' Chairman, Ambassador Dan Rooney, and his grandson, President Art Rooney II.

Steelers players, coaches and front office staff are involved in appearances, charitable donations and outreach programs with nonprofit and community groups. It's the team's way of giving back to the community that has given us so much!



STEELERS COMMUNITY OUTREACH PROGRAMS



AMERICAN HEART ASSOCIATION

The Steelers, the NFL and the American Heart Association (AHA) partner on the Play 60 Challenge, a health and fitness program that incorporates physical activity for middle school students into daily classroom and after-school activities. The Steelers also support the AHA's annual Heart Walk.

ART ROONEY SCHOLARSHIP FUND

The Art Rooney Scholarship Fund was established in memory of the late founder of the Steelers, who died in August of 1988 after living most of his life on the North Side. The scholarship annually provides a grant to a Cardinal Wuerli North Catholic student and funds the Pittsburgh Promise scholarships for two Perry High School students. Since its beginning, the scholarship has awarded grants to more than 80 local students. The annual Steelers Run and Walk, presented by Gatorade, is the major fundraiser for the scholarship fund. The event features a 3.1-mile level course on the North Side highlighted by a spectacular finish in Heinz Field. This year's event will be held at Heinz Field on Sunday, Sept. 5 at 8 am and virtually the same weekend. For info, visit steelers.com/runandwalk.

CRUCIAL CATCH

In 2018, the NFL expanded its scope of the Crucial Catch platform to engage and impact more communities through the message of early detection and prevention.

The Steelers are continuing to support breast cancer awareness and participate in numerous initiatives. At the Crucial Catch game in October, the team recognizes local breast cancer survivors in a pregame ceremony. Pink Terrible Towels are distributed to all fans at the game in partnership with UPMC Hillman and Magee-Womens Hospital.

Members of the Zeta Tau Alpha sorority distribute breast cancer information at GameDay Live before the breast cancer awareness game.

As part of the Steelers' breast cancer awareness activities, players who have a loved one affected by the disease serve as chefs at the "Cooking and Eating for a Healthy Life" class at UPMC Magee-Womens Hospital. In attendance are breast cancer survivors who enjoy the players' efforts in the kitchen.



▲ Former Steelers defensive end Aaron Smith and defensive tackle CJ Clark, a leukemia survivor.

CANCER CARING CENTER

A portion of the proceeds from the annual Rock Steelers Style Fashion Show goes to the Cancer Caring Center. A current player chairs the annual Cancer Caring walk and has lunch with the top 10 fundraisers. The Cancer Caring Center is dedicated to helping people diagnosed with cancer, their families and friends cope with the emotional impact of cancer.

CATHOLIC YOUTH ASSOCIATION

The Steelers organization annually supports the Art Rooney Award dinner, named for the team's founder, Art Rooney, Sr. For more than 80 years, Catholic Youth has served the most vulnerable members of our community, children and the elderly. This year instead of recognizing individual community leaders, the Art Rooney Award dinner will be recognizing and celebrating our front line workers who sacrificed and continue to sacrifice so much during COVID-19 in order to keep our community safe.



CRUCIAL CATCH
INTERCEPT CANCER



▲ 2020 Rookies visit with kids via Zoom.

UPMC CHILDREN'S HOSPITAL OF PITTSBURGH

Steelers players visit Children's Hospital of Pittsburgh to bring a smile to kids who are battling health issues. Players participate in various events for patients and their families, including the WDE Radiothon and the Free Care Fund Telethon. Children's also receives proceeds from the 50/50 raffle at a home game.

CHUCK NOLL FOUNDATION

Pittsburgh Steelers team President, Art Rooney II, announced the establishment of a new foundation in 2016, the Chuck Noll Foundation for Brain Injury Research, to support continued research and education regarding brain injuries and treatment of sports-related concussions. The Steelers helped launch the foundation with an initial contribution of \$1 million. The Chuck Noll Foundation for Brain Injury Research will fund research which it believes is the most promising in the area of sports-related concussions and related conditions. The foundation is a beneficiary of the annual Steelers Run and Walk, presented by Gatorade.

The annual Steelers Charity Walk to benefit the foundation will be held in-person on Sunday, September 5, 2021 at Heinz Field and there is also the opportunity for a virtual event from Friday, September 3—Monday, September 6, 2021.

HUDDLE FOR THE HOLIDAYS

Started by Steelers alumni, Vance McDonald, Huddle for the Holidays is a one-day community service event for over 1,000 families in the Pittsburgh area. In partnership with the Vance McDonald Foundation, the Pittsburgh Steelers and Convoy of Hope, the event provides much needed necessities for the families and resources such as healthcare and workforce development just in time for the holiday season. Players and alumni enjoy the opportunity to interact and help families during the event.

GREATER PITTSBURGH COMMUNITY FOOD BANK

Head Coach Mike Tomlin and defensive tackle Cam Heyward annually donate holiday turkeys for more than 600 needy families in the Pittsburgh area.

HEROES AT HEINZ FIELD

The Steelers annually partner with VA Health Care VISN 4 for a special evening at Heinz Field for Operation Enduring Freedom and Operation Iraqi Freedom veterans. Participants, many injured in the war, try out their football skills with the help of Steelers players. The players enjoy the opportunity to thank the "true heroes" for their service to ensure our continued freedom.

HOLY FAMILY INSTITUTE—PITTSBURGH STEELERS COURAGE HOUSE

Greta Rooney, wife of Steelers President Art Rooney II, chairs the annual Courage House Awards luncheon. Each year a Steelers player is chosen as the Ed Block Courage Award winner for overcoming illness or injury. Steelers defensive end Stephon Tuitt was chosen by his teammates and received the 2020 award from Head Coach Mike Tomlin.

MAKE-A-WISH

The Steelers' organization works closely with Make-A-Wish to grant wishes. The wish experiences include meeting favorite players, a behind-the-scenes look at the Steelers' practice facility and tickets to a home game.



▲ Julie Smith-Schuster grants a wish.



▲ 2020 Ed Block Courage Award winner, Stephon Tuitt.

NFL PLAY 60

The NFL's program for an active generation encourages kids to be physically active for 60 minutes each day in an effort to combat childhood obesity. Many Steelers events incorporate the Play 60 message with players and coaches demonstrating the importance of fitness and activity. The team partners with American Dairy Association North East (ADANE) to promote Fuel Up to Play 60 (FUTP60) which encourages students to eat healthy.

NFL WALTER PAYTON MAN OF THE YEAR

The team's Walter Payton Man of the Year award is given annually to a player who best represents the late Chicago running back's commitment to community. Former Steelers tight end Vance McDonald was the 2020 nominee.



ROCK STEELERS STYLE FASHION SHOW

The team's annual fashion show features current players and their families modeling clothing from local and national retailers. The show is chaired by Greta & Art Rooney II and Kiya & Mike Tomlin, with two current Steelers players serving as co-capitains. Proceeds benefit the UPMC Sports Medicine Concussion Program and the Cancer Caring Center. The 2020 show was held virtually.

ROOKIE CLUB

The Rookie Club enables the team's newest players to work as a group in order to gain confidence in their ability to interact with the community as Pittsburgh Steelers. It is an introduction to community service during the players' first year with the team and provides a sense of camaraderie.

▼ Joe Haden helps a friend to bundle up.



SALVATION ARMY - PROJECT BUNDLE-UP

Players and their families annually take disadvantaged children shopping for winter outerwear as part of the Salvation Army's Project Bundle-Up program. The late Patricia Rooney, wife of late Steelers Chairman, Ambassador Dan Rooney, and Joe DeNardo, late WTAE-TV weatherman, are founders of the program. 2019 marks the 22nd Project Bundle-Up Mini Golf fundraiser. Former Steelers linebacker Arthur Moats will host the 2021 Project Bundle Up Top Golf fundraiser. A Steelers coach or player has served as the host of the event since its inception.

SOCIAL JUSTICE

For the third year in a row, The Pittsburgh Steelers participated in the Social Justice Grant program to help support community efforts.

In 2018, the National Football League announced that each NFL team would match player contributions up to \$250,000 annually, for the purposes of establishing a fund to support community improvement, social justice and law enforcement relationships.

▼ The United Way campaign kickoff winners present the first donation of 2019.



▲ Joe Green greets Lynn Swann at the Steelers' Alumni Weekend dinner.

STEELERS' ALUMNI WEEKEND

Each year the team reunites a group of former players for Alumni Weekend. The weekend includes a fundraising dinner on Saturday night to benefit the UPMC Sports Medicine Concussion Program. The dinner is highlighted by the alumni sharing stories of their playing days and a silent auction. On game day the players are introduced to the fans at halftime.

STEELY McBEAM

Mascot Steely McBeam makes appearances at training camp, home games and numerous charitable events. For more information, visit www.steelers.com and click on Community.

UNITED WAY

The Steelers annually host the United Way's campaign kickoff during halftime of a preseason game, featuring three corporate participants in a field goal competition. The winner presents the United Way with its first campaign donation of the year.



urban
IMPACT

▲ Wlysees Gilbert III teaches a skill session.

URBAN IMPACT FOUNDATION

The Urban Impact Foundation (UIF) is a faith-based, nonprofit corporation which fosters Christian community development on Pittsburgh's North Side. One of the outreaches is through athletic programs and events. Many Steelers players participate in a football clinic held by UIF on Pittsburgh's North Side each summer.

Head Coach Mike Tomlin participates in the annual ManUp Pittsburgh conference which encourages local men to be better fathers and role models.



▲ Cameron Heyward honors a veteran from WWII for Veterans Day.

VETERANS/MILITARY

Steelers players visit the local VA Hospitals to spend time with the patients who have served our country. At each home game, veterans and active military personnel are honored for their service to the United States.

For Veterans Day, the Steelers honor a veteran from each of the wars going back to World War II. Color guards, representing all branches of the military, are present at each home game.

YOUTH FOOTBALL



USA FOOTBALL HEADS UP PROGRAM

The Steelers, along with the National Football League and USA Football, are working hard to improve the safety of football at all levels, especially with youth and high school players. USA Football's Heads Up Football program is a comprehensive solution to player safety which promotes coaching education and certification, equipment fitting, concussion recognition and awareness, heat and hydration, and heads up tackling. 76% of all youth football organizations have adopted Heads Up Football nationwide in their programs. Learn more at www.usafootball.com. To support the local football programs, the Steelers pay 50% of the fees to get coaches certified.

YOUTH FOOTBALL CO-CAPTAINS

Prior to each home game, the Steelers invite two youth football players to serve as co-captains for the game's coin toss. The two players, decked out in their game jerseys, enjoy sideline passes for pregame warmups, and tickets to the game with their family.

HIGH SCHOOL COACH OF THE WEEK

Each week, a local coach is honored as a High School Coach of the Week. This coach has either led his team to a big victory, an upset win, or done something special in his community. Each winner is invited to a Steelers home game, presented with a certificate, and receives a \$1,000 grant from the Steelers and the National Football League Foundation. A Coach of the Year is also selected, and his program receives a \$2,000 grant to improve his football program.

DON SHULA COACH OF THE YEAR

Each NFL Club submits one coach in their market who embodies the spirit of coaching, legend Don Shula. The NFL invites all of the nominees to join the festivities at Pro Bowl, where the winner of the national award is announced. The Steelers' 2020 nominee was Central Valley High School coach, Mark Lyons. Coach Lyons is the only coach of the Warriors since the school opened 11 years ago, and they just finished off a perfect 12-0 season with WPIAL and PIAA Class 3A titles. In his 11 seasons as head coach, Coach Lyons has led the Warriors to four WPIAL titles and their first PIAA Championship. The first 11 wins of the 2020 season were by way of the 35-point "mercy" rule, which shows how dominant their team was.

PLAY FOOTBALL MONTH (AUGUST)

The Steelers, National Football League and USA Football celebrate the start of football during the pre-season games through in-stadium banners, promos on the Daktronics video board and by inviting youth football teams to enjoy the pre-season games. Youth football games will be featured at halftime of each pre-season game, and tickets have been provided to several youth football programs to enjoy the games.

STEELERS SHOWCASE GAME OF THE WEEK—PRESENTED BY THE PITTSBURGH POST-GAZETTE

Each week during the high school football season, high school football fans can vote on which game will be featured as the Steelers' Showcase Game of the Week. The winning game will be featured on Steelers.com and on the Steelers' social channels, and a Steelers player will head to the game to serve as an Honorary Co-Captain.

WEIGHT ROOM UPGRADE

At the conclusion of the 2020 Training Camp held at Heinz Field, the Steelers provided a \$15,000 donation to Youth High School to upgrade their weight room with equipment from Steelers Training Partner, Torque Fitness. The donation helped to upgrade the flooring, dumbbells, racks and other needed items for the students at Youth High School.

NFL FLAG FOOTBALL

NFL Flag Football is a great opportunity for boys and girls of all ages to enjoy the game of football. The Steelers continue to partner with several youth football organizations to offer a free NFL Flag Spring Season. These community-based programs offered in the spring help get kids playing football, and with NFL Flag Football, players receive a Steelers NFL Flag jersey and participate in weekly competition.

HIGH SCHOOL FOOTBALL

Each year, the Steelers host four WPIAL Championship Games at Heinz Field in November. At the conclusion of the high school season, the six WPIAL Champions and the City League Champions are hosted at a Steelers game to honor their accomplishment.

WPIAL CHAMPIONS AT HEINZ FIELD PRESENTED BY UPMC

An area in the west main concourse of Heinz Field was designed to honor the WPIAL Football Champions from 2001-present. The display features the current champions' framed memorabilia, video highlights of the championship games, and mini-helmets of each of the teams in the WPIAL and City League.

PLAY 60 FUNZONE

Kids in grades K-12 participate in five stations for 60 minutes to reinforce the Play 60 message during training camp practice at Saint Vincent College in Latrobe. The 60 minute clinic features a 10-minute stretch and five 10-minute stations. The five stations include a 40-yard dash, wide receiver, defensive back and running back drills; and do-it-at-home exercises.

Programs for Players: STEELERS YOUTH FOOTBALL CAMPS

These two-day football camps for boys and girls ages 6-14 offer instruction from the area's best high school coaches and current and former Steelers. The camps were held in June and July at Highlands Sports Complex in West Virginia and West Allegheny High School. These non-contact camps provide instruction on every position, proper tackling, two tickets to a Steelers preseason game, camp T-shirt and more.

STEELERS YOUTH MINI-CAMPS

The Steelers also offer several one-day, two-and-a-half hour camps which were hosted in conjunction with local youth football organizations in June and July. These camps featured six stations that focused on basics of offensive and defensive skills and were highlighted by an appearance by a current or former Steelers player.

GATORADE JUNIOR TRAINING CAMP

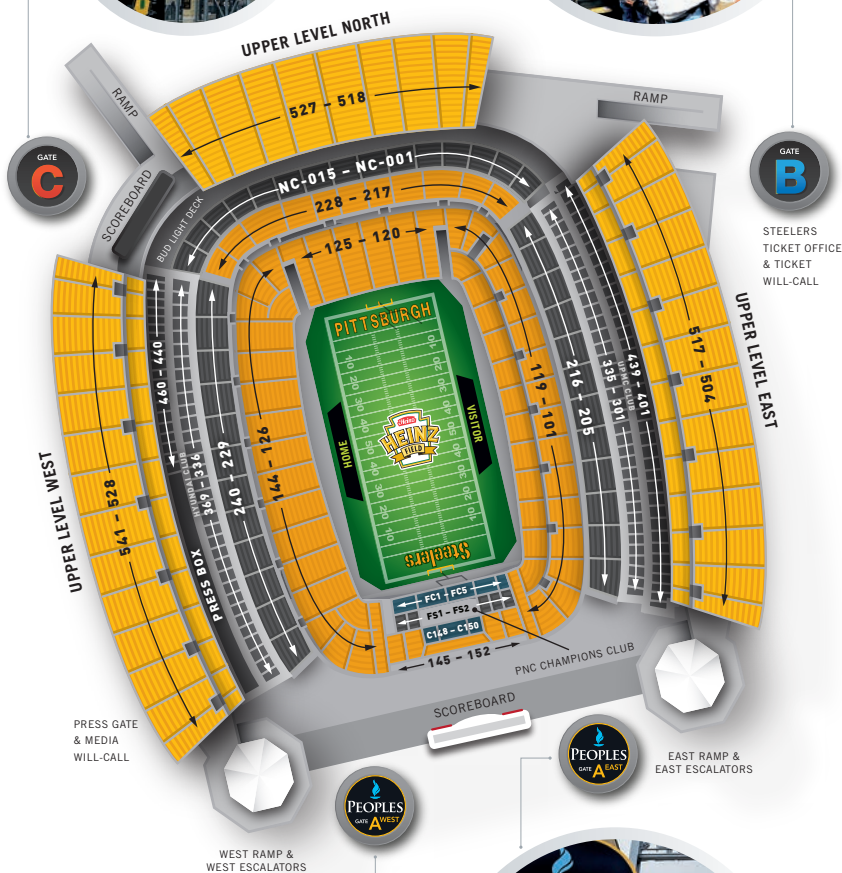
These non-contact camps are free for boys and girls ages 6-14, and are hosted at various times throughout the summer including at Heinz Field during the Rib and Kickoff Festival and prior to the annual night practice during training camp outside of Latrobe Memorial Stadium. The two-hour session emphasizes football fun drills and teaches proper tackling as well as skills at running back, quarterback, wide receiver and defensive back.

YOUTH FOOTBALL GAMES AT HALFTIME

The Steelers host multiple youth football games at halftime during home games. The preseason games feature tackle football from area youth football programs, with a 1st-and-Goal scenario. And at halftime of a regular season game, we feature local NFL Flag Football teams. For more information on NFL Flag Football, go to <https://www.nflflag.com/>.

YOUTH FOOTBALL TEAMS AT TRAINING CAMP

When the Steelers report to Saint Vincent College in Latrobe to start the season, so do area youth football teams. The Steelers celebrate Back to Football by inviting youth teams to welcome the team onto the field each day of training camp. The youth football players, decked out in their own jerseys, make a tunnel for the Steelers as they walk to practice.



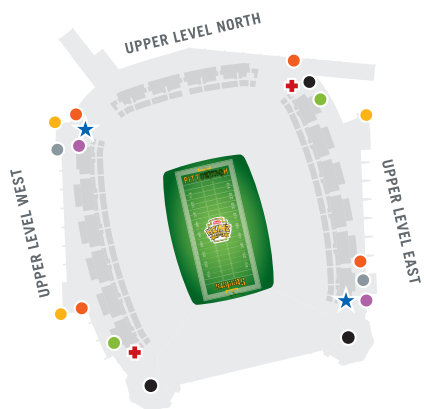
PRESS GATE
& MEDIA
WILL-CALL

WEST RAMP &
WEST ESCALATORS

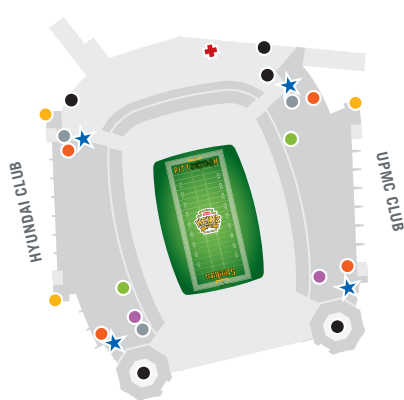
EAST RAMP &
EAST ESCALATORS



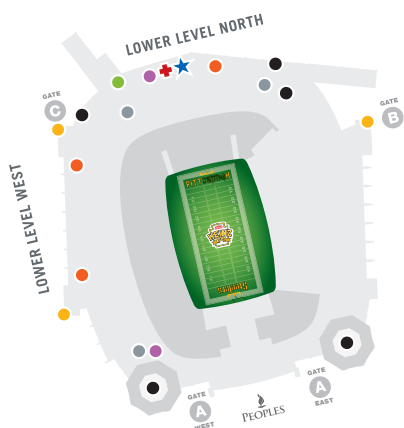
UPPER LEVEL



CLUB LEVEL



LOWER LEVEL



Looking for something?

- | | | | | |
|------------|-------------------|-------------|------------------|---------------|
| ● ATM | ● FAMILY RESTROOM | ● ESCALATOR | ★ GUEST SERVICES | ● MERCHANDISE |
| ● RESTROOM | ● ELEVATOR | ● PHONE | ✚ FIRST AID | |



PITTSBURGH STEELERS

2021

MEDIA GUIDE





Mike Tomlin was named the 16th head coach in Pittsburgh Steelers history on January 22, 2007. Hired at the age of 34, Tomlin became only the third head coach hired by the Steelers since 1969.

In his 14 seasons as head coach for the Pittsburgh Steelers, Tomlin has accomplished many things that have never been done in the team's storied history. A franchise known for stability at the head coaching position, Tomlin ranks among the League's longest-tenured active head coaches entering the 2021 season.

Tomlin became the youngest head coach in NFL history to both coach in and win a Super Bowl when he led the Steelers to a 27-23 victory over the Arizona Cardinals in Super Bowl XLIII (36 years, 323 days). By winning the Super Bowl in only his second season as a head coach, he also became the fastest to win a Super Bowl title in Steelers history.

In his 14 years as head coach of the Steelers, Tomlin has led Pittsburgh to seven AFC North titles, most recently in 2020, and has guided the Steelers to the playoffs nine times, including two trips to the Super Bowl (XLIII and XLV). Tomlin has won at least five home games in each of his first 14 years, including seven out of eight regular season home wins in 2020.

Tomlin has sent a total of 66 selections to the NFL's annual Pro Bowl, including the five players who received Pro Bowl honors for the 2020 season. Additionally, Tomlin was appointed by Commissioner Roger Goodell to the NFL's Competition Committee in March 2013.

Tomlin is one of only eight coaches in League history to win a Super Bowl within his first two seasons as an NFL head coach. He is the only head coach in Steelers history to lead the team to two Super Bowls in his first four seasons at the helm, including an appearance against the Green Bay Packers in Super Bowl XLV. He is one of only two Steelers head coaches to win three division titles in his first four seasons.

Tomlin has led Pittsburgh to a 145-78-1 record in the regular season since becoming the team's head coach in 2007 - the second-best record in the NFL during that time span. His 145-78-1 regular-season record (.650) is the best start in franchise history.

In 2020, Tomlin became one of just two head coaches in NFL history to begin a head coaching tenure with at least 14 consecutive non-losing seasons - joining Marty Schottenheimer (14, 1984-97). The Steelers began the season with an 11-0 win-streak, which culminated in a 12-4 regular-season record and Tomlin's ninth AFC North title. The 11-game winning streak (9/14/20-12/2/20) tied the longest regular season winning streak in franchise history. Over the past six seasons (2013-20), Tomlin has led the team to a 26-13 record in the month of December/January.

The Steelers offense dramatically improved in 2020, scoring at least 24 points in 11 regular season games after hitting the mark just five times in 2019. However, it was Pittsburgh's defense that once again showed its teeth, either topping or sharing the league lead in 20 different defensive categories including tackles for loss (103), sacks (56.0), interceptions (18), passes defended (84), quarterback pressures (198), defensive completion percentage (56.7%) and opposing QB rating (76.7). The unit also finished second in takeaways (27) and third in scoring defense (19.5).

Finishing the regular season as the AFC's No. 3 seed, Pittsburgh produced five Pro Bowlers - offensive linemen Maurkice Pouncey and David DeCastro and defenders Minkah Fitzpatrick, Cameron Heyward and T.J. Watt - marking the fourth consecutive season in which at least five Steelers were named to the Pro Bowl.

Pittsburgh was beset with injuries in 2019. The Steelers lost quarterback Ben Roethlisberger with a season-ending elbow injury in Week 2. Running back James Conner missed six games, wide receiver Juju Smith-Schuster missed four games, and was sidelined for the majority of two others, and defensive end Stephon Tuitt missed the final 10 games of the season. Even backups - quarterback Mason Rudolph and running back Jaylen Samuels missed multiple games. Starting center Maurkice Pouncey missed three games. Starting left guard Ramon Foster and starting tight end Vance McDonald were both sidelined two games for concussions. Undrafted rookie free-agent Devlin Hodges was forced to play in eight games (six starts), and, despite an 0-3 start, Tomlin still led Pittsburgh to a record of 8-8.

Despite injuries, Pittsburgh's defense led or tied for the League-lead in sacks (54.0), quarterback hits (117), takeaways (36), fumble recoveries (17) and rush TDs allowed (7). The Steelers also ranked among the NFL's top-five in interceptions (2nd, 20), interception rate (2nd, 3.89%), passing defense (3rd, 194.6), yards per play allowed (3rd, 4.74), passes defended (3rd, 83), yards per rush allowed (3rd, 3.79), forced fumbles (t-3rd, 19), tackles for loss (t-3rd, 90), opposing passer rating (4th, 80.7), pass yards per attempt allowed (4th, 6.06), total defense (5th, 304.1), scoring defense (t-5th, 18.9) and offensive TDs allowed (5th, 30).

During the 2019 season, Tomlin reached 125 career wins in the fewest games (192) in team history, tying him with Bud Grant for the fifth-fewest games by an NFL head coach to secure 125 regular season wins. He was the third head coach in NFL history with 133 or more regular season wins in their first 13 seasons as a head coach, joining Tony Dungy: 139 and Shula: 138.

Tomlin led the Steelers to a record of 9-6-1 in 2018. With a Week 5 win against Atlanta, he and quarterback Ben Roethlisberger broke a tie with Chuck Noll and Terry Bradshaw for the most wins by a head coach-quarterback tandem in franchise history. The duo's 127 regular-season wins (2007-20) are now third-most by a head coach-quarterback pairing in NFL history, trailing only the tandems of Sean Payton/Drew Brees and Bill Belichick/Tom Brady.

Roethlisberger set single-season franchise records for touchdown passes (34), pass completions (452) and passing yards (5,129) in 2018, while leading all NFL players in pass completions and passing yardage. Wide receiver Antonio Brown led the NFL with a single-season franchise record 15 TD catches. Brown and second-year wide receiver Juju Smith-Schuster also made history, becoming the sixth wide receiver duo in NFL history and first in Steelers history to record 100 receptions and 1,000 yards apiece in a single season. Smith-Schuster was voted Team MVP for his breakout year.

With Tomlin at the helm, six Steelers were named to the Pro Bowl for their 2018 performances - the third consecutive season with at least five selections. Brown, running back James Conner, defensive tackle Cameron Heyward and offensive linemen DeCastro, Maurkice Pouncey and Villanueva all received Pro Bowl accolades.

In 2017, Tomlin led the Steelers to a 13-3 record, including a 6-0 record against the AFC North, securing his sixth division title and a No. 2 seed in the AFC for the postseason. The team's 13 wins marked the most wins in a single season in the Tomlin era.

Under Tomlin's guidance, Roethlisberger became the eighth quarterback in NFL history to reach 50,000 passing yards, finishing the 2017 season with a career total of 51,065. Brown was voted team MVP for his outstanding performance and became the first Steeler to earn the honor four times (2011, '13, '15 and '17). Brown led the league with 1,533 receiving yards and set an NFL record for the most receptions (582) and receiving yards (7,848) by a player in any five-year span in League history. For the second straight season, running back Le'Veon Bell led the AFC in scrimmage yards per game (129.7) and surpassed his own Steelers single-season record for receptions by a running back with 85. Defensively, the team led the NFL and set a Steelers single-season record with 56 sacks in 2017.

For their efforts, Roethlisberger, Brown and Bell were named to the Pro Bowl along with kicker Chris Boswell, linebacker Ryan Shazier, and offensive linemen DeCastro, Maurkice Pouncey and Villanueva. Brown, Bell and DeCastro were also named AP All-Pro, along with Heyward. Heyward and fullback Roosevelt Nix were also added to the Pro Bowl roster prior to the game.

The Steelers finished with an 11-5 record in 2016, and won each of the team's final seven regular-season games, to secure the AFC North title and No. 3 seed in the AFC for the postseason. It marked the fifth time Tomlin led the Steelers to at least 11 wins in the regular season. Pittsburgh won its first two postseason games, vs. Miami in an AFC Wild Card Game and at Kansas City in an AFC Divisional Playoff, before falling to the New England Patriots in the AFC Championship Game.

Bell was voted the Steelers' MVP for his 2016 efforts. He led the NFL in scrimmage yards per game (157.0), and he became the fastest player in NFL history to reach 3,000 rushing yards and 1,500 receiving yards in his career (38 games). In the Steelers' Week 14 victory at Buffalo in 2016, Bell set the single-game team record with 236 rushing yards and tied the single-game team mark with three rushing TDs.

Roethlisberger and Brown continued to etch their names in NFL history. Roethlisberger finished the season with the ninth-most passing TDs in NFL history (301) and the 10th-most passing yards in NFL history (46,814). Brown set numerous NFL records, including one for the most receptions in a player's first 100 career regular-season games (622) and one for the most receptions in NFL history by a player in any four-year span (481).

Tomlin also reached his 100th career win in 2016 and did so in the fewest games (157) in team history. He became the eighth head coach in NFL history to reach 100 regular-season wins in their first 10 seasons.

Despite significant injuries to multiple starters during the 2015 season, the Steelers finished with a 10-6 record (2nd in the AFC North) and advanced to the Divisional Round of the playoffs. The Steelers finished third in the NFL in total offense (1st in the AFC), while the defense posted 48 sacks under first-year defensive coordinator Keith Butler. The 48 sacks were the third most in the NFL in 2015.

In 2014, Tomlin orchestrated one of the top offensive outputs in team history. The Steelers broke numerous offensive records, including points scored (436), total yards (6,577), passing yards per game (301.6) and total first downs (379). On an individual basis in 2014, Tomlin guided Roethlisberger, Brown and Bell — who all made the Pro Bowl — to record-setting years.

Arguably one of his best coaching performances may have come in the second half of the 2013 season. Despite an 0-4 and 2-6 start to the season, the Steelers finished the regular season surging to a 6-2 second-half record, falling just short of the playoffs.

In 2012, Tomlin led the Steelers to a 27-10 victory over the New York Jets in the home opener, becoming the first coach in team history to win his first six home games. The Steelers finished the season with the top-ranked overall defense (275.8 yards/game) and finished first in passing defense (185.2 yards/game).

In 2011, Tomlin led the Steelers to a 12-4 record, marking the second straight season the team posted 12 wins, which was only the second time in team history it had been achieved. The Steelers finished the season with the top-ranked total defense (271.8 ypg) and scoring defense (14.2 ppg). Pittsburgh posted a 7-1 record at home in 2011, for the second time in Tomlin's career (2007). He also had five players (Roethlisberger, Mike Wallace, Pouncey, Troy Polamalu and Brown) selected to the Pro Bowl following the season.

Tomlin's seven road wins during the 2010 regular season tied a Steelers record previously set in 1978 and 2004. The Steelers finished second in total defense under Tomlin's guidance in 2010, allowing only 276.8 yards per game. Pittsburgh led the NFL and set a team record in rushing defense, yielding only 62.8 yards per game (1,004 yards), the third-best total in NFL history dating back to 1970. The Steelers also established an NFL record in 2010 by not allowing an opponent to rush for more than 75 yards in any of their first eight games during the regular season.

In all, the Steelers' defense led the NFL in 2010 in rushing yards allowed (62.8 yds./game), points allowed (232), touchdowns allowed (22), quarterback sacks (48), rushing average (3.0), yards per play (4.5) and yards allowed on first down (4.08). It finished second in the league in passing average (6.31), turnover advantage (+14) and red-zone efficiency (40.0, tied).

Under Tomlin, the Steelers broke new ground on offense in 2009. Pittsburgh's offense ranked seventh in the NFL (ninth passing, 19th rushing) but became the first unit in team history to boast a 4,000-yard passer (Roethlisberger), two 1,000-yard receivers (Hines Ward, Santonio Holmes) and a 1,000-yard rusher (Rashard Mendenhall) in the same season. Pittsburgh's defense ranked fifth in the NFL (third vs. run, 16th vs. pass) while leading the AFC and finishing one shy of the NFL lead with 47 quarterback sacks.

The Steelers continued to be dominant at Heinz Field under Tomlin in 2009. Pittsburgh finished with a 6-2 home record after finishing 7-1 (2007) and 6-2 (2008) at home during Tomlin's first two seasons.

Tomlin finished the 2008 season with a 12-4 record and his second consecutive AFC North Division title, becoming the only Steelers head coach to win division crowns in each of his first two seasons. He also set a record with 22 regular-season wins in his first two years at the helm and is the only Steelers head coach to win at least 10 games in each of his first two seasons. Tomlin's .688 winning percentage (22-10) after two years is the best in Steelers history.

The Steelers' defense was dominant under Tomlin's guidance in 2008, leading the NFL in total defense (237.2), pass defense (156.9), points per game (13.9), total yards per play (3.9), rushing yards per attempt (3.3), passing yards per attempt (4.7) and third-down efficiency (31.4), while finishing second in rush defense (80.3).

Tomlin led the Steelers to a 10-6 record in 2007 and became just the second coach in team history to post a winning record, win a division title and earn a playoff berth in his inaugural season. Tomlin began his head coaching career by becoming only the second Steelers head coach to win his first three games. During 2007, the Steelers became just the fifth team in NFL history to win their first four home games by at least 20 points.

Tomlin guided the Steelers to the NFL's top-ranked defense in 2007, yielding only 266.4 yards per game. The Steelers' defense ranked third in the NFL against both the run (89.9 avg.) and the pass (176.5 avg.), and finished third in the league in total yards allowed per play (4.6). Pittsburgh's defense led the NFL in passing yards per play (5.7) and first downs allowed per game (15.6), and finished second in the league in points allowed per game (16.8).

The Steelers' offense finished third in the NFL in rushing (135.5 avg.) during Tomlin's first season, sparked by Willie Parker, who led the league in rushing before injuring his leg in Week 16. Roethlisberger enjoyed a record-setting season during Tomlin's first year, establishing new team records for TD passes (32) and passer rating (104.1) while earning his first career Pro Bowl appearance.

Tomlin was the NFL's second-youngest head coach in 2007, and he became only the second Steelers coach in team history to win at least 10 games during his first year at the helm. The Steelers posted a 7-1 record at home in 2007 and were 5-1 in the AFC North (3-0 at home).

Tomlin spent the 2006 season as the Minnesota Vikings' defensive coordinator. That season, the Vikings ranked eighth in the NFL in total defense and first against the run while not allowing a 100-yard rusher the entire season.

Tomlin was the defensive backs coach with the Tampa Bay Buccaneers from 2001-05. In 2002, Tomlin guided one of the most productive defensive backfields in the NFL, culminating with its performance in Super Bowl XXXVII. The secondary recorded four of the team's five interceptions, returning two for touchdowns, to help Tampa Bay capture the franchise's first Super Bowl title.

Before joining Tampa Bay's staff, Tomlin served two seasons as the defensive backs coach at the University of Cincinnati (1999-00). He took over a secondary that ranked 111th in the nation in pass defense in 1998 and helped them improve to 61st overall in his first season. Under Tomlin's direction in 2000, the Bearcats ranked eighth in the nation in interceptions as well as fourth nationally in total turnovers.

Prior to joining the Cincinnati staff, Tomlin had a short stint on the coaching staff at Tennessee-Martin and then spent two seasons at Arkansas State, coaching wide receivers in 1997 before switching to defensive backs in 1998.

Tomlin spent the 1996 season as a graduate assistant at the University of Memphis, where he worked with the Tiger defensive backs and special teams units. He began his coaching career in 1995 as wide receivers coach at Virginia Military Institute.

Tomlin was a three-year starter at wide receiver at William & Mary (1990-94) and finished his career with 101 receptions for 2,054 yards and 20 TD catches. A first-team All-Yankee Conference selection in 1994, he established a school record with a 20.2 yards-per-catch average.

Tomlin is very active in the community and was recognized, along with his wife Kiya, in February 2013, by the Chuck Cooper Foundation with the Career Achievement in Leadership Diversity and Community Service Award. Tomlin also participates in the annual ManUp Pittsburgh conference which encourages local men to be better fathers and role models.

TOMLIN'S FOOTBALL CAREER

2007-21	Pittsburgh Steelers	Head Coach
2006	Minnesota Vikings	Defensive Coordinator
2001-2005	Tampa Bay Buccaneers	Defensive Backs
1999-2000	University of Cincinnati	Defensive Backs
1998	Arkansas State University	Defensive Backs
1997		Wide Receivers
1996	University of Memphis	Graduate Assistant
1995	Virginia Military Institute	Wide Receivers



John Mitchell, the longest-tenured member of the Steelers' coaching staff, will enter his 28th season with the franchise in 2021 having served as the team's defensive line coach from 1994-2006, before being named assistant head coach/defensive line (2007-17). He was promoted to assistant head coach in 2018.

As assistant head coach, Mitchell oversees staff development among the coaching staff, works with current and former players in career development, and assists Head Coach Mike Tomlin in community-related events.

Mitchell joined the Steelers' coaching staff on January 31, 1994, and holds 49 seasons of coaching, including 15 years at the college level and two in the United States Football League.

Over Mitchell's 24-year tenure as Pittsburgh's defensive line coach, the Steelers' defensive front helped the team lead the NFL in rush defense five times and finish in the top-10 in the League a total of 18 times. The team only allowed one 100-yard rusher for a stretch of 50 straight regular-season games from 2007-10, and in 2010, the defense allowed only 62.8 rushing yards per game. That figure is a team record and is the third-lowest average in a single season out of any NFL team since the 1970 NFL merger.

In 2017, defensive team captain and defensive end Cameron Heyward led the Steelers' defense and tied for third among AFC defensive linemen with a single-season career-best 12.0 sacks and was named AFC Defensive Player of the Week twice. Heyward was named to the 2018 Pro Bowl and received Associated Press All-Pro First-Team honors.

The defensive line—Heyward, Tyson Alualu, Javon Hargrave, Stephon Tuitt and L.T. Walton—combined for 23.0 of the Steelers' single-season franchise record and NFL-leading 56.0 sacks in 2017.

During the 2016 season, Mitchell's defensive line suffered a huge loss when Heyward suffered a pectoral injury Week 10 vs. Dallas and was lost for the remainder of the season. Heyward had led the team or tied for the team lead in sacks the previous two seasons (2014-15).

In Heyward's absence, Tuitt and rookie Hargrave stepped up in a big way. Tuitt recorded 4.0 sacks in the team's final six regular-season games. Including the post-season, Hargrave totaled 3.0 sacks and one fumble recovery, which he recovered in the end zone for a touchdown Week 11 at Cleveland.

In 2015, the Steelers finished fifth in the League in rush defense, allowing 92.1 yards per game to opponents. Pittsburgh also tied for the second-fewest rushing first downs allowed (71) in the NFL and yielded six rushing TDs, the second fewest in the NFL on the season.

Heyward led the team in sacks for the second consecutive season, marking the first time since 2003-04 that a defensive lineman led the team or tied for the team lead in sacks two-straight seasons. Tuitt finished second on the team with a career-high 6.5 sacks in 2015.

Heyward and Tuitt finishing first and second on the team in sacks marked the first time in team history since 1990 that two Steelers' defensive linemen finished first and second on the team in sacks.

Heyward set a career-high with 7.5 sacks in 2014, tying for the team lead, as he became the first defensive lineman since 2004 (Aaron Smith) to lead or tie for the team lead in sacks in a single season. He also led the team with 21 quarterback pressures.

The Steelers' defensive line guided the group to tops in the NFL in total defense and second in rush defense, giving up 90.6 rushing yards per game in 2012. Defensive end Brett Keisel led the team with a career-high 40 quarterback pressures. He also led the line with 58 tackles and had the second-most sacks (4.5) in a single season in his career.

In 2011, the Steelers defense continued to dominate opposing offenses, only giving up 4.5 yards per play, 271.8 yards per game and 14.2 points per game, ranking first in the NFL in all three categories. Pittsburgh put on a defensive showcase in 2010 by leading the NFL in at least eight categories, including total sacks (48) and fewest points allowed (232). They became the first team in NFL history to hold their opponents to 75 or fewer rushing yards in each of their first eight games.

In 2009, Pittsburgh's defense ranked fifth in the NFL while leading the AFC and finishing one shy of the NFL lead with 47.0 sacks. Mitchell was instrumental in the development of five-time Pro Bowler Casey Hampton, who became the first Steelers defensive lineman to be named Steelers MVP or Co-MVP since Hall of Famer Joe Greene in 1970. Strong play by Mitchell's line was a huge reason why the Steelers finished the 2008 regular season second overall in the NFL against the run.

Mitchell was hired to the Pittsburgh Steelers coaching staff following three seasons as the defensive line coach for the Cleveland Browns. Mitchell joined the NFL ranks in 1991 with the Browns, where he tutored two Pro Bowl defensive tackles, Michael Dean Perry and Rob Burnett.

In 1983, after 10 years of coaching college ball, Mitchell made his first move to the professional level. From 1983-85 he served as the defensive line coach for the USFL's Birmingham Stallions. He returned to the college ranks in 1986 as the defensive ends coach at Temple University. Mitchell was then hired by Louisiana State University in 1987. He spent four years at LSU, coaching linebackers (1987-90). In 1990, Mitchell also served as LSU's defensive coordinator, becoming the first African-American defensive coordinator in SEC history. He spent four years at LSU, coaching linebackers (1987-90).

Mitchell's early years in coaching were spent studying under two of college football's greatest coaches, as he was the defensive line coach under Paul "Bear" Bryant at Alabama (1973-76) and Lou Holtz at Arkansas (1977-82).


A starter at defensive end for Alabama, Mitchell was the first African-American to play for the University of Alabama along with teammate Wilbur Jackson. He started all 24 games in his two seasons at Alabama, during which time the team compiled a 21-3 record, won two Southeastern Conference championships, and earned All-SEC honors twice and All-American honors in his final season. Mitchell earned a bachelor's degree in social work in 1972, and in 2009 he was elected into the Alabama Sports Hall of Fame.

Mitchell transferred to the University of Alabama from Eastern Arizona Junior College where he played on both the offensive and defensive lines from 1969-1970 and was twice-named a Junior College All-American.

Born in Mobile, Ala., Mitchell and his wife, Joyce, live in Pittsburgh.

MITCHELL'S FOOTBALL CAREER

2018-2020	Pittsburgh Steelers	Assistant Head Coach
2007-2017		Assistant Head Coach/Defensive Line
1994-2006		Defensive Line
1991-1993	Cleveland Browns	Defensive Line
1990	Louisiana State University	Defensive Coordinator/Linebackers
1987-1989		Linebackers
1986	Temple	Defensive Ends
1983-1985	Birmingham Stallions (USFL)	Defensive Line
1977-1982	University of Arkansas	Defensive Line
1973-1976	University of Alabama	Defensive Line



KEITH BUTLER
Defensive Coordinator

YEARS WITH STEELERS: 19

NFL EXPERIENCE: 23

Keith Butler is in his seventh season as the team's defensive coordinator, after being promoted to the position on January 13, 2015.

Butler had previously served as the team's linebackers coach for 12 seasons (2003-14). He was originally hired by the Steelers on January 28, 2003, after serving the prior four seasons (1999-2002) as the linebackers' coach of the Cleveland Browns.

Butler and Tomlin previously worked together at Memphis in 1996, when Butler coached the linebackers, defensive ends and special teams units, and Tomlin served as the Tigers' defensive backs coach.

Since Butler arrived in Pittsburgh in 2003, he has been instrumental in the development of Steelers' linebackers. He was honored in 2008 when he was named NFL Linebacker Coach of the Year by *Pro Football Weekly*.

Under Butler's tutelage, Pittsburgh ranked in the top five in the NFL in 46 defensive categories in 2020. The Steelers either led or shared the NFL lead in 20 different defensive categories, including tackles for loss (103), quarterback hit percentage on pass plays (22.4%), quarterback pressures (198), sacks/game (3.50), sacks (56.0), yards lost by sack (384.0), quarterback hits (136), quarterback hits/game (8.5), fewest completions allowed (298), interceptions/game (1.13), interceptions (18), opposing QB rating (76.7), quarterback hurries (81), and passes defended (84).

Pittsburgh has registered at least one sack in 73 consecutive regular-season games, which is the longest streak in NFL history. The previous NFL record for consecutive games with at least 1.0 sack was 69 games by Tampa Bay (Oct. 10, 1999 to Nov. 9, 2003). The Steelers' league-leading 56 sacks in 2020 means that Pittsburgh has now led in sacks in four straight seasons, becoming the first team in NFL history to do so.

Defenders Minkah Fitzpatrick, Cameron Heyward and T.J. Watt were each named to the Pro Bowl and received All-Pro notoriety for their 2020 performances.

Butler guided a Steelers defense that ranked as one of the NFL's best in 2019. Pittsburgh led or tied for the League-lead in sacks (54.0), quarterback hits (117), takeaways (36), fumble recoveries (17) and rush TDs allowed (7). The Steelers also ranked among the NFL's top-five in interceptions (2nd, 20), interception rate (2nd, 3.89%), pass defense (3rd, 194.6), yards per play allowed (3rd, 4.74), passes defended (3rd, 83), yards per rush allowed (3rd, 3.79), forced fumbles (t-3rd, 19), tackles for loss (t-3rd, 90), opposing passer rating (4th, 80.7), pass yards per attempt allowed (4th, 6.06), total defense (5th, 304.1), scoring defense (t-5th, 18.9) and offensive TDs allowed (5th, 30). The Steelers also limited 11 opponents below 200 yards passing, which led the League.

Pittsburgh had three different players record at least 9.0 sacks in 2019 (T.J. Watt with 14.5, Bud Dupree with 11.5 and Cam Heyward with 9.0). The Steelers were the only team in the NFL with three players that recorded at least 9.0 sacks. Pittsburgh registered an NFL-best 54.0 sacks in 2019. The 54.0 sacks were the most for the Steelers in a season since 2017 – when Pittsburgh recorded 56.0.

Heyward, Watt and Fitzpatrick were all named first-team Associated Press All-Pro. Heyward was an All-Pro for the second time, while Fitzpatrick and Watt were first-time selections.

For the second consecutive year, Pittsburgh led the NFL for the most sacks during the 2018 season, with 52.0, tying with Kansas City. Along with the team's single-season franchise record of 56.0 sacks in 2017, it marked the second time in team history Pittsburgh recorded at least 50.0 sacks in back-to-back years (2001-02). The Steelers' defense limited opposing offenses to 327.2 yards per game and 96.1 rushing yards per game in 2018 — the sixth-fewest in each category during the season.

Five Steelers tallied at least 5.0 sacks in 2018, led by Watt's 13.0 quarterback takedowns. Heyward earned his first Pro Bowl selection following the 2018 season, recording 8.0 quarterback sacks.

The Steelers set a single-season franchise record and led the NFL with 56.0 sacks during Butler's third season as defensive coordinator in 2017, surpassing the team's previous mark of 55.0 set in 1994 and matched in 2001. Pittsburgh's defense held opponents to 306.9 yards per game in 2017 — the third-fewest yards allowed — and to 20 points or less in 10 games — tied as the third-most such games — in 2017.

Four of Pittsburgh's defenders recorded at least 5.0 sacks in 2017, including Heyward who produced a career and team-best of 12.0 — the most by a Steeler in a single-season since 2010 — and Watt who led all rookie linebackers with 7.0 sacks. Ryan Shazier earned his first Pro Bowl selection in 2017. He was tied for the most interceptions among AFC linebackers (3) and tied for second among all AFC defensive players in solo tackles (68) through the first 12 weeks of the season before suffering a season-ending injury.

Pittsburgh won its final seven games of 2016, thanks in large part to its defense. In the final seven weeks of the season, the Steelers defense recorded 25.0 sacks, which led the league during that span. Also during those final seven weeks, Pittsburgh's defense ranked in the top five in numerous categories, including fewest net yards allowed per game (293.6), fewest net passing yards allowed per game (197.0), and fewest points allowed per game (17.3).

In Butler's second season as defensive coordinator in 2016, three rookies, Artie Burns, Sean Davis and Javon Hargrave, all earned starting roles. It marked the first time in team history since 1971 that three defensive rookies all earned starting roles in a single season. Davis earned the Joe Greene Great Performance Award, given annually to the Steelers' top rookie.

In his first season as the Steelers' defensive coordinator in 2015, Pittsburgh's defense tied for the League lead with seven red zone takeaways. The Steelers' defense also finished in the top-10 in the league in numerous categories, including second in fewest rushing TDs allowed (6), third in sacks (48.0), fifth in fewest rushing yards allowed per game (91.2) and sixth in interceptions (17). Pittsburgh's 48.0 sacks and 17 interceptions were both the most the team registered in a single-season since 2010.

In Butler's final season coaching linebackers in 2014, the group was led by Lawrence Timmons, who was selected to his first Pro Bowl. Timmons led the Steelers with 132 tackles, which was good for second-most in the AFC.

Butler also was reunited with James Harrison in 2014. Harrison was signed early in the season due to a number of injuries to the linebacker group. During the 2016 season, Harrison became the Steelers' all-time leader in sacks.

In 2013, linebackers Timmons and Jason Worilds led a unit that lost two veterans, Larry Foote and LaMarr Woodley, to season-ending injuries early in the year. Timmons led the team with a career-high 155 tackles. Worilds led the team with a career-high 8.0 sacks.

Butler's linebackers helped Pittsburgh's defense secure the NFL's number-one ranking in 2012. Five different linebackers each recorded 4.0 or more sacks in 2012 for the first time in team history, since sacks became an official statistic in 1982. Timmons had a memorable 2012 campaign, as he became the first Steeler to lead the team or tie for the team high in tackles, interceptions and sacks since Joey Porter in 2002.

Butler's guidance helped Harrison become one of the league's most elite performers. Harrison, the 2008 NFL Defensive Player of the Year, earned two straight team MVP awards (2007-08), recorded the longest interception return in Super Bowl history (100 yards for a touchdown in Super Bowl XLIII), and he earned five straight Pro Bowl Selections (2007-11). Harrison still holds the team record for sacks in a season, a career-high 16.0 in 2008.

Butler's coaching also guided Woodley, who owns an NFL record for posting 2.0 sacks in each of his first four postseason games. Besides Harrison, Woodley is the only player in team history to record at least 10.0 sacks in three straight seasons (2008-10). The two teamed up to produce the most sacks in a single-season by a duo (27.5) in 2008.

Prior to joining the Browns' staff, Butler spent nine years coaching in the college ranks, beginning at his alma mater, Memphis, where he coached linebackers from 1990-97, and also coached defensive ends and special teams (1995-97). He then served as defensive coordinator and linebackers coach at Arkansas State in 1998.

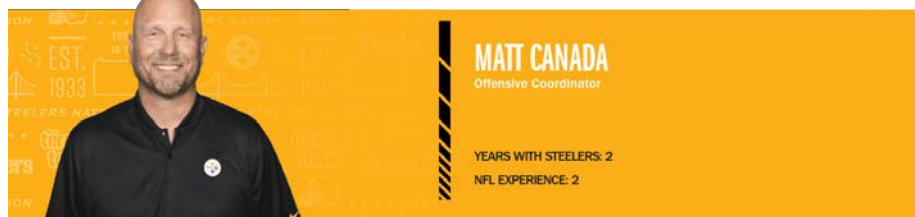
Butler was selected by the Seattle Seahawks in the second round of the 1978 NFL Draft and played linebacker for 10 seasons (1978-87), all with Seattle. He started 132-of-146 games in his career, and still ranks second on the club's all-time tackles list with 813.

A three-year starter at inside linebacker for Memphis, Butler led the team in tackles his junior and senior seasons. He finished his collegiate career with 384 tackles and seven interceptions. He was named a 1977 Associated Press All-American and played in the 1977 Senior Bowl and Blue-Gray All-Star Game.

Butler was born in Anniston, Ala. He and his wife Janet have three sons, Blake, Brandon and Brett.

BUTLER'S FOOTBALL CAREER

2015-2020	Pittsburgh Steelers	Defensive Coordinator
2003-2014		Linebackers
1999-2002	Cleveland Browns	Linebackers
1998	Arkansas State University	Defensive Coordinator/Linebackers
1995-1997	University of Memphis	Linebackers/Defensive Ends/Special Teams
1990-1994		Linebackers



Matt Canada is entering his first season as the Steelers' offensive coordinator after being promoted to the position on January 25, 2021. He was hired by the Steelers as the quarterbacks coach on January 15, 2020 and spent one year in the role.

In 2020, under Canada's guidance, Ben Roethlisberger completed 65.6 percent of his passes (399 of 608) for 3,803 yards and 33 TD passes in 15 games. Roethlisberger ranked third in the NFL in both attempts and completions and ranked tied for seventh in the League in TDs. His 33 TD passes were the second-most he's completed in a single season in his 17-year career.

Canada owns nearly two decades of experience as both a highly successful quarterbacks' coach and offensive coordinator. Prior to his time with the Steelers, Canada's units set offensive school records at Indiana, Northern Illinois, Wisconsin, and Pittsburgh, and as the interim head coach at the University of Maryland in 2018.

Canada served as the offensive coordinator and quarterbacks' coach at LSU in 2017. Tigers' quarterback Danny Etling threw 16 TDs and only 2 interceptions, while LSU finished the season No. 1 nationally in fewest turnovers. The Tigers won six of seven SEC games down the stretch and earned a trip to the Citrus Bowl.

Among the quarterbacks developed by Canada are former NC State quarterback, New England Patriots third-round NFL Draft pick and current Indianapolis Colts signal caller Jacoby Brissett, who threw for 43 TDs and just 11 interceptions over a two-year period under Canada. Canada also mentored first-team All-MAC quarterback Chandler Harnish (Northern Illinois), two-time honorable mention All-Big Ten quarterback Ben Chappell (Indiana), second-team All-Big Ten quarterback Kellen Lewis (Indiana) and fifth-round NFL Draft pick Nathan Peterman (Pitt), who threw for 27 TDs and 7 interceptions in a season when the Panthers broke a number of school records on offense.

In Canada's one season with the Panthers (2016), Pitt averaged a school-record 42 points per game, which ranked No. 10 in the nation. The Panthers led the nation in red-zone TD percentage (82%) and scored at least 28 points in all 12 regular-season games, including a 43-42 victory at eventual national champion Clemson. Pitt allowed just 9 sacks in the regular season, which was the fewest of any Power 5 program. Running back James Conner rushed for over 1,000 yards, scored 16 TDs, and earned first-team All-ACC honors. The Panthers finished the regular season 8-4 and earned a trip to the Pinstripe Bowl.

At NC State (2013-15), under Canada, the Wolfpack finished third in the ACC in scoring offense in 2015 and scored the most points (41) in the regular season against College Football Playoff finalist Clemson.

Canada served a critical role in leading Wisconsin to a Big Ten Championship and Rose Bowl berth in 2012. The Badgers routed Nebraska, 70-31, in the conference title game. Wisconsin finished No. 12 nationally in rushing offense and Montee Ball won the Doak Walker Award as the nation's top running back. Ball also earned first-team AP All-American honors.

Prior to joining the Wisconsin staff, Canada led offenses at both Northern Illinois (2003, 2011) and Indiana (2007-10). In 2011, the Huskies won the MAC championship and finished in the top 12 nationally in scoring offense, total offense and rushing offense. Canada guided an Indiana offense that scored a school-record 412 points in 2007.

CANADA'S FOOTBALL CAREER

2021	Pittsburgh Steelers	Offensive Coordinator
2020		Quarterbacks
2018	Maryland	Interim Head Coach/Offensive Coordinator/Quarterbacks
2017	Louisiana State University	Offensive Coordinator/Quarterbacks
2016	University of Pittsburgh	Offensive Coordinator/Quarterbacks
2013-2015	North Carolina State	Offensive Coordinator/Quarterbacks
2012	Wisconsin	Offensive Coordinator/Quarterbacks
2011	Northern Illinois	Offensive Coordinator/Quarterbacks
2007-2010	Indiana	Offensive Coordinator/Quarterbacks
2005-2006		Passing Game Coordinator/Quarterbacks
2004		Quarterbacks
2003	Northern Illinois	Offensive Coordinator/Quarterbacks
2001-2002		Quarterbacks
1998-00		Running Backs
1997	Butler	Offensive Coordinator
1996		Quarterbacks/Wide Receivers
1994-95	Indiana	Graduate Assistant



Danny Smith is in his ninth season with the Steelers as the special teams coordinator. Smith was hired on January 31, 2013.

Since joining the Steelers in 2015, kicker Chris Boswell is 146-of-166 overall on field goal attempts (88.0%), including 50-of-62 (80.7%) between 40-49 yards. He ranks third in field goal percentage (88.0%) among all NFL kickers with at least 160 field goal attempts since 2015. Boswell's 88.0 field goal percent ranks first in Steelers history among kickers with at least 30 field goal attempts, surpassing Shaun Suisham (2010-14: 124-141 for 87.9%).

Under the guidance of Smith, Boswell made 19 field goals on 20 attempts (95.0%) in 2020, the best field goal percentage of his career in a single season. From 2019-2020, Boswell connected on 25-straight field goal attempts, which was the longest streak in the NFL when it ended in Week 11 of 2020 at Jacksonville.

Boswell made 29 of his 31 field goal attempts (93.5%) in 2019, including 29 of 30 from inside 54 yards and 10 of 12 from 40+ yards. He ranked tied for third in the NFL in field goals made, tied for fourth in field goals attempted and fourth in points (115). Among NFL kickers with at least 30 field goal attempts, Boswell ranked second in field goal percentage.

Boswell was the only kicker in 2019 that did not miss an extra-point attempt (28 of 28) and connected on at least 90% of his field goal attempts. He was the first NFL kicker to accomplish the feat since 2017 and fifth to do so since 2015, when the extra-point attempt was moved to the 15-yard line.

Wide receiver and punt returner Dontae Johnson excelled under Smith's tutelage in 2019. The rookie led the NFL in punt-return average (12.4). Johnson was the fifth player in franchise history to lead the League and first since the 1970 AFL-NFL merger. He returned a punt 85 yards for a TD at Arizona in Week 14, which was the longest punt return for a TD in franchise history. It was the first punt-return TD for the Steelers since December 6, 2015 (Antonio Brown vs. Indianapolis). Johnson was the first Pittsburgh rookie with a punt return for a TD since December 17, 2006 (Santonio Holmes vs. Carolina).

Boswell landed 13 successful field goals in 2018, following a 2017 season where he earned his first Pro Bowl selection after a record-setting campaign. Boswell established single-season franchise records for the most field goals made (35) and total points (142) during the 2017 season, in addition to setting a team record for the most field goals made from 50 yards or further in a season with four. His 35 field goals made and 142 points surpassed the previous milestones of Norm Johnson set in 1995 (34 and 141). Boswell converted four game-winning field goal attempts — kicks within one minute of regulation — during the 2017 regular season.

In 2016, Boswell tied the franchise's regular-season record for the most field goals made in a single game with 6 (12/18 at Cincinnati). Also in that contest, he set the franchise record for most field goals made from 40 yards or longer in a single game (5). Since 1960, his 5 made field goals from 40 yards or longer are tied for the most in a single game in NFL history (Mason Crosby, 11/22/15).

Boswell also set the NFL and Steelers' record for most field goals made in a single postseason game (6) at Kansas City in the AFC Divisional Playoff. At the end of the 2016 postseason, Boswell was a perfect 15-of-15 in his playoff career. He became the first player in NFL postseason history to convert each of his first 15 field goal attempts.

Though Boswell had never kicked in an NFL game prior to his 2015 Steelers' debut, he made 29 field goals and 26 PATs for a total of 113 points in just 12 games. He set rookie/first-year single-season team records in field goals made (29), points (113) and field goal percentage (90.6). Boswell's 29 made field goals tied for fifth on the team's single-season field goals made chart.

Prior to the 2015 regular season, the Steelers lost kicker Shaun Suisham for the season in the team's first preseason contest due to a knee injury. Pittsburgh then went through two other kickers (Garrett Hartley and Josh Scobee) before signing Boswell prior to the team's Week 5 game.

Through his first five years in the NFL and with the Steelers, punter Jordan Berry owns the team's single-season regular season record for highest net punting average (40.9, 2019). He ranks third in franchise history with a 44.2 punting average (min. 100 punts) and second in team annals with 131 punts inside the opponent 20-yard line.

Berry, who recorded a franchise record 40.9 net punting average, averaged a career-best 45.5 yards per punt in 2019.

In 2018, Berry tallied a 38.8 net punting average coming off a 2017 season in which he posted the second-best mark in team history with a 39.8 average.

In 2016, Berry set the team's single regular-season record for highest net punting average (40.2) and became the seventh Steeler in team history to land 50 punts inside the opponent's 20-yard line in their career.

During the 2015 season, Berry established a Steelers' single-season record (since 1976) for the highest percentage of punts downed inside the 20-yard line (47.5). That percentage also placed him third in the NFL.

In 2014, Smith got solid efforts from Suisham and punter Brad Wing. Suisham made 29-of-32 field goal attempts and all 45 of his PATs for a total of 132 points, good for fourth in the AFC. Wing averaged 43.7 yards per punt in his debut NFL season in 2014. His gross punting average was the fifth-highest total in team history for a rookie or first-year player in a single season.

In the Steelers' Week 17 showdown with the Cincinnati Bengals, the AFC North Championship was on the line. Smith's punt return units cleared the way for Antonio Brown to return a punt 71 yards for a TD. It marked the second straight season Brown returned a punt for a TD against Cincinnati.

In Smith's first season as the Steelers' special teams coordinator in 2013, Suisham had a career year, connecting on 30-of-32 field goals, which are a career high and are tied for the third-most field goals made in a single season in Steelers history. His 93.8 field goal percentage (minimum 15 attempts) also set a new single-season team record.

In addition to being selected to the Pro Bowl as a wide receiver in 2013, Brown was also selected as a return specialist. He recorded a 67-yard punt return for a TD in Week 15 versus Cincinnati, which was one of his five returns of 40 or more yards on the season.

Prior to joining Pittsburgh, Smith served as the Washington Football Team's special teams coordinator from 2004-2012. He helped establish Washington's special teams as one of the top coverage and return units in the NFL.

Prior to joining the Washington Football Team, Smith was the special teams coordinator for the Buffalo Bills (2001-03), coached tight ends for the Detroit Lions (1999-2000), and he split duties as the defensive backs and special teams coach for the Philadelphia Eagles (1995-98).

Smith spent eight years (1987-94) as an assistant coach for Georgia Tech, where he coached running backs, wide receivers and defensive backs. He was on the staff for the Yellow Jackets' 1990 team that was named co-NCAA National Champions.

Smith played defensive back for Edinboro State College from 1972-1976, and he was elected to the Edinboro University Athletics Hall of Fame in 2007.

His first collegiate coaching position came as a graduate assistant at his alma mater in 1976. Smith also was a defensive graduate assistant coach at Clemson University (1979), The College of William & Mary (1980-83) and The Citadel, the Military College of South Carolina (1984-86).

Born and raised in Pittsburgh, Smith attended Pittsburgh Central Catholic High School. He coached at Central Catholic (1977-78), helping tutor future Pro Football Hall of Fame quarterback Dan Marino. Smith is married to Elaine, of Ambridge, Pa. They have three children, Erin, Courtney and Jason.

SMITH'S FOOTBALL CAREER

2013-2020	Pittsburgh Steelers	Special Teams Coordinator
2004-2012	Washington Redskins	Special Teams Coordinator
2001-2003	Buffalo Bills	Special Teams Coordinator
1999-2000	Detroit Lions	Tight Ends
1995-1998	Philadelphia Eagles	Defensive Backs/Special Teams
1987-1994	Georgia Tech	Running Backs/Wide Receivers/Defensive Backs
1984-1986	The Citadel	Graduate Assistant
1980-1983	William & Mary	Graduate Assistant
1979	Clemson University	Graduate Assistant
1977-1978	Pittsburgh Central Catholic High School	Defensive Backs
1976	Edinboro State	Graduate Assistant



TERYL AUSTIN

Senior Defensive Assistant/Secondary

YEARS WITH STEELERS: 3

NFL EXPERIENCE: 18

Teryl Austin is entering his third season as the Steelers' senior defensive assistant/secondary and 18th year in the National Football League coaching ranks. He was hired on January 11, 2019.

Austin coached a group of defensive backs that helped Pittsburgh's defense rank as one of the NFL's best in 2020. The Steelers limited 11 opponents below a 60.0 completion percentage, which led all teams for the season. Pittsburgh's opponents averaged a 56.7 completion percentage and a 76.7 average quarterback ranking. Both marks not only led the NFL but were the lowest by a Pittsburgh defense since 2011. The Steelers also finished near the top of the League in interceptions (t-1st, 18), takeaways (2nd, 27), games with multiple takeaways (1st, 11) and passes defended (1st, 84).

Safety Minkah Fitzpatrick was named both a Pro-Bowler and AP All-Pro for the second season in a row. Fitzpatrick had 5 takeaways (4 interceptions and 1 fumble recovery), which ranked sixth in the NFL and tied with Steelers cornerback Mike Hilton (3 interceptions, 2 fumble recoveries).

In 2019, Pittsburgh limited 11 opponents below 200 yards passing, which led the League. The Steelers ranked top-five in the NFL in interceptions (2nd, 20), interception rate (2nd, 3.89%), pass defense (3rd, 194.6), yards per play allowed (3rd, 4.72), passes defended (3rd, 99), opposing passer rating (4th, 79.7), pass yards per attempt allowed (4th, 6.06), total defense (5th, 304.1) and scoring defense (5th, 18.9).

Minkah Fitzpatrick, who was named All-Pro, had 5 interceptions, 2 forced fumble and 3 fumble recoveries in 2019. His 8 total takeaways (interceptions and fumble recoveries) led the NFL. He recorded defensive TDs in back-to-back games, including a 96-yard interception return for a TD against the Colts (Nov. 3) and a 43-yard fumble return for TD against the Rams (Nov. 10).

Cornerback Joe Haden recorded 65 tackles, 17 passes defended, 5 interceptions, 3 tackles for loss, 1 forced fumble and 1 fumble recovery in 2019. Haden ranked tied for fourth in the NFL in passes defended, interceptions and total takeaways (5 interceptions, 1 fumble recovery).

Prior to his time in Pittsburgh, Austin served as defensive coordinator for the Detroit Lions (2014-17), before a one-year stint in the same role with the Cincinnati Bengals (2018).

As defensive coordinator for the Lions (2014-17), Austin's defensive units ranked in the Top-10 among all NFL teams in total yards per game allowed (340.3/10th), rushing yards per game allowed (100.3/8th) and the number of games in which opponents were held to 20 points or less (34/tied for 6th).

In 2017, the Lions finished third in the NFL with 32 takeaways, tied for second in fumble recoveries (13) and tied for fifth with a +10 turnover differential. In 2016, Austin's defensive squad helped the team advance to the playoffs as the unit tied for second in the NFL by holding opposing offenses to 21 points or less in 10 games. During the 2015 season, the Lions' defense registered 43 sacks to finish seventh in the NFL. In 2014, his first season as an NFL defensive coordinator, Austin coordinated one of the League's most dominant defenses, finishing second in total defense (300.9 yards per game) and third in scoring defense (17.6 points per game). The defense also finished first in the NFL in rush defense with an average of 69.3 yards allowed per game — the ninth-best opponent per-game rushing tally in NFL history.

Prior to his time with Detroit, Austin served as a defensive backs coach for a combined 10 years with three NFL teams: Seattle Seahawks (2003-06), Arizona Cardinals (2007-09) and Baltimore Ravens (2011-13). In each of his three stops as a position coach, Austin helped lead his team to Super Bowl appearances (Seattle in 2005 and Arizona in 2008), while securing a 2012 Championship with Baltimore.

From 2011-13, Austin served as the secondary coach of the Ravens, developing the secondary into an integral part of one of the NFL's most consistent defenses in recent years. In 2012, Austin's secondary helped advance the Ravens to its Super Bowl XLVII Championship run. In his first season with Baltimore, in 2011, the Ravens yielded a league-low 11 passing TDs and surrendered the third-fewest points per game (16.6), tying an NFL record by ranking in the top three in points allowed for the fourth consecutive campaign.

In 2010, Austin served at the helm of the University of Florida's defense, which recorded 22 interceptions — the fourth-most in the nation — returning four for TDs. The Gators' 538 interception return yards were the most in the nation. Austin's unit led the SEC in conference games, allowing just 310.8 yards per game, including 175.5 passing.

Three of Austin's defensive backs with the Arizona Cardinals earned Pro Bowl honors in 2009: CB Dominique Rodgers-Cromartie, S Antrel Rolle and S Adrian Wilson. Austin helped guide Rodgers-Cromartie, the team's first-round pick in 2008, to a team-best 4 interceptions in the regular season and 2 during the playoffs. In 2007, the Cardinals led the League with 6 interceptions returned for TDs and 551 interception return yards.

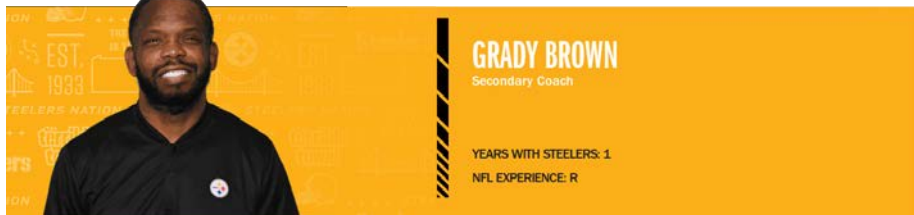
Austin played a key role in the development of the Seahawks' young secondary during his 2003-06 tenure in Seattle. Seattle's defense produced 67 interceptions over Austin's four-year span, tying for the 10th-most in the NFL from 2003-07.

Austin's college coaching career began as a graduate assistant at Penn State (1991-92). He held stints as the defensive backs coach at Wake Forest (1993-95), Syracuse (1996-98) and Michigan (1999-2002). Austin was a three-year starter and four-year letterman at safety for the University of Pittsburgh from 1983-87. He earned a bachelor's degree in communications from Pittsburgh in 1988. Austin played for the Montreal Machine of the World League of American Football in 1991, after attending training camps with the Washington Football Team and the Hamilton Tiger-Cats (CFL).

Austin, a native of Sharon, Pa., attended Sharon (Pa.) High School. He and his wife, April, have five children, including sons Tyler, Trey and Torin, and daughters Alexa and Alivia.

AUSTIN'S FOOTBALL CAREER

2019-2021	Pittsburgh Steelers	Senior Defensive Assistant/Secondary
2018	Cincinnati Bengals	Defensive Coordinator
2014-2017	Detroit Lions	Defensive Coordinator
2011-2013	Baltimore Ravens	Defensive Backs/Secondary
2010	University of Florida	Defensive Coordinator/Cornerbacks
2007-2009	Arizona Cardinals	Defensive Backs/Secondary
2003-2006	Seattle Seahawks	Defensive Backs/Secondary
1999-2002	University of Michigan	Defensive Assistant
1996-1998	Syracuse	Defensive Assistant
1993-1995	Wake Forest	Defensive Backs
1991-1992	Penn State	Graduate Assistant



Grady Brown is in his first season as the team's secondary coach. He was hired on Feb. 16, 2021.

Brown previously served as either defensive coordinator or coached in the secondary at the University of Houston (2021), McNeese State (2020), Old Dominion (2019), Louisville (2018), Alabama State (2017), Birmingham Southern (2016), South Carolina (2012-15), Southern Miss (2010-11) and Alabama State (2002-07). He started his collegiate coaching career as the outside linebackers coach at Alabama A&M (2001).

Brown also held two National Football League minority coaching internships, first with Seattle in 2004 and then with Kansas City in 2007.

During his tenure at South Carolina, Brown helped guide units that finished in the top 25 nationally in both scoring and total defense. The Gamecocks surrendered just 315.5 yards/game, which ranked 11th in the country in total defense in 2012. South Carolina also ranked 13th in the nation in scoring defense that season when it allowed only 18.2 points/game. The Gamecocks improved in 2013 and ranked 12th nationally in scoring defense (20.3 points/game).

Brown's secondary ranked third in the Southeastern Conference and 12th in the nation in pass defense in 2013, allowing 196.2 passing yards/game. South Carolina finished second in the SEC and 13th in the nation in interceptions with 18.


Brown also tutored safety D.J. Swearinger, who was a second round NFL Draft pick in 2013 out of South Carolina and just completed his eighth season in the NFL.

Brown helped lead Southern Miss to a Conference USA Championship in 2011. His secondary ranked fourth nationally in interceptions, seventh in pass efficiency defense, 10th in passing yards allowed/attempt and set an NCAA single-season record with eight interceptions returned for touchdowns.

A native of Birmingham, Alabama, Brown played defensive back at Alabama A&M and graduated with a degree in mathematics in 1998.

BROWN'S FOOTBALL CAREER

2021	Pittsburgh Steelers	Secondary
2020	McNeese State	Defensive Coordinator
2019	Old Dominion	Co-Defensive Coordinator/Defensive Backs
2018	Louisville	Cornerbacks/Recruiting Coordinator
2017	Alabama State	Safeties
2016	Birmingham Southern	Defensive Coordinator
2012-15	South Carolina	Defensive Backs
2010-11	Southern Miss	Cornerbacks
2009	Louisiana State	Defensive Quality Control
2008	Texas Southern	Safeties
2002-07	Alabama State	Secondary
2001	Alabama A&M	Outside Linebackers
2000		Graduate Assistant



Karl Dunbar is entering his fourth season as the Steelers' defensive line coach and his 15th year as a defensive line coach in the National Football League. He was hired by the Steelers on February 8, 2018.

In 2020, Dunbar's defensive line led the League in multiple categories, including sacks (56.0), quarterback hits (136) and quarterback pressures (198). The Steelers' defensive line tied a franchise record with three consecutive games with at least 5.0 sacks in Weeks 2-6 and continued their NFL record of 73 consecutive regular-season games with at least one sack. In addition, Pittsburgh's defense ranked in the top five in the NFL in six run defense categories, including tackles for loss (103). The Steelers limited both the New York Giants and Houston Texans to just 29 rushing yards.

Outside linebacker T.J. Watt worked with Dunbar on his pass rush during the season and finished 2020 with 15.0 sacks, 23 tackles for loss, and 41 quarterback hits. His 41 quarterback hits led the League in 2020 and tied for fifth since the NFL started recognizing the statistic in 2006. Defensive end Stephon Tuitt also posted double-digit sacks on the season with 11.0.

Meanwhile, Dunbar continued to work closely with defensive tackle Cameron Heyward, who, along with T.J. Watt, was selected to the 2020 Pro Bowl. Heyward added 4.0 sacks to his resume in 2020, putting him at 58.0 in his career.

In 2019, Dunbar mentored Heyward, who was named All-Pro for the second time in his career (2017). Heyward finished the season with 9.0 sacks, 22 quarterback hits, 11 tackles for a loss and six passes defended. Heyward not only led all NFL defensive tackles in stops with 83, but he also led the League in tackles by a defensive lineman. In fact, his 83 tackles were the most by a Steelers defensive lineman since Donald Evans had 84 in 1993.

Among NFL defensive tackles in '19, Heyward ranked second in quarterback hits, second in sacks and fourth in tackles for loss.

Another Dunbar protege, nose tackle Javon Hargrave, recorded 60 tackles, seven tackles for loss, six quarterback hits, 4.0 sacks and one forced fumble in 2019. Hargrave's 60 tackles were the most among all nose tackles in the NFL and ninth-most among defensive tackles. Among all NFL nose tackles in '19, Hargrave ranked tied for second in sacks, quarterback hits and tackles for loss.

Three members of Dunbar's positional group recorded at least 5.0 sacks each, led by defensive captain and first-year Pro Bowl selection Heyward. Heyward's 8.0 quarterback takedowns in 2018 led the defensive line, followed by Javon Hargrave (6.5), Stephon Tuitt (5.5) and Daniel McCullers (1.0). Pittsburgh's defense finished sixth among all NFL teams in rushing yards allowed and total yards allowed per game in 2018 (96.1 / 327.2), with just two running backs eclipsing 100 rushing yards against the Steelers on the season.

Dunbar re-entered the NFL coaching ranks after spending the two years as the defensive line coach at the University of Alabama. At Alabama, Dunbar tutored a defensive line that helped the school capture the College Football Playoff National Championship following a 2017 campaign, and advanced to the game after the 2016 season. The Crimson Tide defense led the nation in total defense (260.4 yards per game allowed) and rush defense (94.7 yards per game allowed) in 2017. In his first season at Alabama, the Crimson Tide defense led the nation in rushing defense, yielding just 63.9 yards per game and ranked fourth in sacks (3.6 sacks per game) while recording a school-record 54.0 sacks.

In 2015, Dunbar served as the defensive line coach of the Buffalo Bills, where he reunited with defensive tackle Kyle Williams whom he coached at Louisiana State University.

Dunbar oversaw a defensive line with the New York Jets for three seasons (2012-14) that featured the 2013 Associated Press Defensive Rookie of the Year — Sheldon Richardson — who also earned Pro Bowl honors in 2014. Richardson totaled 11.5 sacks during his two seasons under Dunbar's tutelage — the fifth-most among all AFC defensive tackles during that period. Muhammad Wilkerson, a Jets defensive lineman, also benefited greatly under Dunbar's guidance, posting a team-leading and career-high 10.5 sacks in 2013 — the most by a Jets defensive player since 2005. Wilkerson was named second-team All-Pro by the Associated Press and a first alternate for the Pro Bowl.

Before joining the Jets, Dunbar served as the defensive line coach of the Minnesota Vikings from 2006-11. Minnesota's defense allowed the fewest rushing yards in the NFL (84.8 yards per game) and recorded the sixth-most sacks in the League (242.0) during Dunbar's six-years with the Vikings. The Vikings' rush defense was the best in the NFL in three consecutive years from 2006-08, marking the first time since the 1970 AFL-NFL merger that a team had the number one rushing defense in three consecutive seasons.

Three Minnesota defensive linemen were selected to multiple Pro Bowls while Dunbar was the unit's position coach: defensive tackle Kevin Williams (5), defensive end Jared Allen (4) and defensive tackle Pat Williams (3). The trio earned the honor of being the first Viking triplet of defensive linemen to earn the Pro Bowl in the same season since 1969 in 2008 — a season in which they led the League in rushing defense for the third straight year.

In 2011, the Vikings' defense finish tied for the most sacks in the NFL with 50.0, an effort led by Allen's NFL-leading 22.0 sacks — just a half-sack shy of the League's single-season record.

The Vikings defense allowed just 985 rushing yards in Dunbar's second season with the franchise — setting a franchise record and ranking second in the NFL since the 1970 AFL-NFL merger behind the Ravens' 970 yards allowed in 2000.

In 2005, Dunbar coached the defensive line at Louisiana State University, which featured Buffalo Bills defensive tackle Kyle Williams.

Dunbar's first coaching stint in the NFL was with the Chicago Bears in 2004. He guided a young defensive line that included rookie first-round pick Tommie Harris and second-round selection Tank Johnson. Dunbar was the defensive line coach at Oklahoma State University from 2002-03, where he mentored future Viking Kevin Williams and helped him become the program's first defensive lineman to be a first-round selection (ninth in 2003) since Leslie O'Neal (eighth in 1986).

He began his coaching career at Opelousas (Opelousas, La.) High School in 1986 before advancing to Beau Chene (Arnaudville, La.) High School in 1997.

Dunbar, an eighth-round draft selection of the Steelers in 1990, played defensive line for two teams in his NFL career: New Orleans Saints (1992-93) and Arizona Cardinals (1994-95). He also played one season in NFL Europe (Rhein Fire, 1995).

Dunbar was a member of a Louisiana State University defense as a player while current Steelers Assistant Head Coach John Mitchell was on the Tigers' coaching staff.

Dunbar and his wife, Pamela, have three children: Karmichael Mackenzie II, Mickel Angelle and Nicolette Alyse. A native of Opelousas, La., Dunbar graduated from Louisiana State University with a bachelor's degree in criminal justice.

DUNBAR'S FOOTBALL CAREER

2018-2021	Pittsburgh Steelers	Defensive Line
2016-2017	University of Alabama	Defensive Line
2015	Buffalo Bills	Defensive Line
2012-2014	New York Jets	Defensive Line
2006-2011	Minnesota Vikings	Defensive Line
2005	Louisiana State	Defensive Line
2004	Chicago Bears	Defensive Line
2002-2003	Oklahoma State	Defensive Line



EDDIE FAULKNER

Running Backs Coach

YEARS WITH STEELERS: 3

NFL EXPERIENCE: 3

Eddie Faulkner is in his third season as the running backs coach for the Steelers, after being hired on January 17, 2019.

In 2020, Faulkner's running backs included James Conner, who ran for 721 yards on 169 carries and six touchdowns. Conner registered a TD run in four consecutive games; he is the first Steeler to do so since Le'Veon Bell had a five-game TD streak over the 2013-14 seasons. He also recorded three 100+ yard games, including two consecutively, putting him at seventh all-time in Steelers' history for most 100-yard rushing games.

Prior to joining the Steelers, Faulkner spent six years, 2013-18, at North Carolina State University as the school's tight ends/fullbacks/special teams coordinator. In 2017, Faulkner was selected to participate in the NCAA Champion Forum as one of eight minority coaches in the nation chosen to participate in the professional development opportunity.

While at N.C. State, Faulkner coached the program's all-time receptions leader and current Steeler, running back Jaylen Samuels, who finished his career with 202 catches while earning first-team All-Atlantic Coast Conference honors in 2015 and in 2017. In 2017, Samuels finished third in the conference with 16 TDs — the third-most in a season by a N.C. State footballer. Wolfpack running back Reggie Gallaspy II tied for fifth in the nation with 19 total TDs in 2018, scoring 18 on the ground.

Faulkner spent the 2012 season at the University of Wisconsin coaching the Badgers' tight ends. Under Faulkner's guidance, then junior Jacob Pederson won All-Big Ten honors and the League's Kwalick-Clark Tight End of the Year award, finishing as the school's second leading receiver.

In 2011, Faulkner held the running backs/special teams coordinator title at Northern Illinois University, where he mentored All-Mid-American Conference tailback Jasmin Hopkins. Hopkins produced 956 rushing yards and 15 TDs in 187 carries as the school's 234.1 rushing yards per game average ranked 12th in the nation.

Following a 2002 season as the running backs coach at Anderson University, Faulkner spent the 2003-10 campaigns at Ball State University, serving as a graduate assistant (2003-04), running backs/special teams (2005-08) and the offensive coordinator/running backs (2009-10), including a stint as the school's interim head coach at the end of the 2010 season.

While he was at Ball State, the Cardinals secured two MAC West Division championships and advanced to back-to-back bowl games for the first time in program history. In 2008, Ball State produced an undefeated regular-season record as tailback MiQuale Lewis tallied a school-record 1,736 rushing yards. Faulkner coached a duo to become the first in a single game in NCAA history to tally 500 rushing yards on Oct. 24, 2009 vs. Eastern Michigan (MiQuale Lewis: 301 and Cory Sykes: 203).

Faulkner, a member of two Big Ten championship teams as Wisconsin's running back, rushed for 1,064 yards and 7 TDs in his collegiate career from 1996-2000. During his Badgers' career, the team advanced to five consecutive bowl games, including back-to-back Rose Bowl appearances in 1999 and 2000. He spent the 2001 training camp with the Steelers as an undrafted free agent and the 2002 preseason with the Edmonton Eskimos of the Canadian Football League.

FAULKNER'S FOOTBALL CAREER

2019-2021	Pittsburgh Steelers	Running Backs
2013-2018	North Carolina State	Tight Ends/Fullbacks/Special Teams Coordinator
2012	Wisconsin University	Tight Ends
2009-2010	Ball State	Offensive Coordinator/Running Backs
2005-2008		Running Backs/Special Teams
2003-2004		Graduate Assistant
2002	Anderson University	Running Backs



Ike Hilliard is in his second season as the Steelers wide receivers coach in 2021 and 11th year as a wide receivers coach in the National Football League. Hilliard was hired by Pittsburgh on February 18, 2020.

During the 2020 season, Hilliard's first in Pittsburgh, the Steelers became just the seventh team in NFL history to have five different players catch at least five touchdown passes in a single season; wide receiver Chase Claypool (9), wide receiver JuJu Smith-Schuster (9), wide receiver Diontae Johnson (7), wide receiver James Washington (5) and tight end Eric Ebron (5).

Claypool led all rookie receivers in touchdown catches (9), while finishing second among rookies in total touchdowns (11) and fourth among rookies in receiving yards (873).

Hilliard served as the wide receivers coach in Washington for seven seasons over two different stints (2012, 2014-19). He has also served as the wide receivers coach in Buffalo (2013) and assistant wide receivers coach in Miami (2011).

Under Hilliard's tutelage in 2019, wideout Terry McLaurin had one of the top rookie receiving seasons in Washington Football Team history. He led Washington in all three major receiving categories. McLaurin registered 58 catches for 919 yards and 7 TD receptions in 14 games. His 919 receiving yards and 7 TDs ranked second in franchise rookie history. Among all NFL rookies, McLaurin ranked second in receiving yards, tied for second in receptions and tied for third in TD receptions. He also ranked second in yards per catch (15.8) among rookies with at least 20 receptions.

In 2018, Hilliard played a major role in wide receiver Josh Doctson setting single season career highs in receptions (44) and receiving yards (532). He also oversaw a season in which Jamison Crowder set a single season high in yards per reception with a mark of 13.4 and he was instrumental in the development of rookie wide receiver Trey Quinn who had success in the limited action he saw due to injury.

Hilliard guided a young wide receiver corps in 2017 that helped quarterback Kirk Cousins become the first player in team history to record a third consecutive 4,000-yard passing season. Jamison Crowder led Washington in receptions (66) and receiving yards (789), and at age 24 on the final day of the calendar year, became the youngest player to lead Washington in receptions since Gary Clark (24) in 1986. Meanwhile, second-year pro Josh Doctson, who had been limited by injury to only two games in his rookie campaign, led Washington with six receiving TDs, and fourth-year pro Ryan Grant recorded career highs in receptions (45), receiving yards (573) and receiving TDs (four).

Hilliard's group played a major role in Washington's record-setting offense in 2016, a unit that set single-season team records in yards per game (403.4), yards per play (6.40), net passing yards (4,758), completions (407), passing first downs (226) and 500-yard games (three). Veteran wideouts Pierre Garçon (1,041) and DeSean Jackson (1,005) both eclipsed the 1,000-yard mark on the season, representing the first time Washington featured multiple 1,000-yard receivers since 1999 (Albert Connell and Michael Westbrook). Meanwhile, in his second season, Crowder took another step as one of the league's most underrated slot receivers, leading Washington with 7 TD receptions while contributing 847 receiving yards on 67 receptions.

During Washington's NFC East championship season in 2015, Hilliard coached a group that prominently featured two prolific veterans (Garçon and Jackson) and two young players in their first or second NFL seasons (Crowder and Ryan Grant, respectively). Garçon posted 72 receptions, the second-highest total of his career, while Jackson recorded 528 receiving yards and 4 TDs despite being limited by injury to nine games. Hilliard's guidance also helped Crowder to a Washington rookie record 59 receptions in 2015.

In his return to Washington in 2014, Hilliard managed the incorporation of Jackson into the team's offense after joining the team as a free agent. Jackson led Washington with 1,169 receiving yards on 56 receptions, becoming the fifth member of Washington to post 1,000 receiving yards in his first season in Washington (Bobby Mitchell in 1962, Henry Ellard in 1994, Laveranues Coles in 2003 and Santana Moss in 2005). Jackson averaged an NFL-best 20.9 yards per reception and was the first member of Washington to finish a season as the NFL leader in yards per reception since Henry Ellard (19.5 in 1996).

Hilliard served as wide receivers coach for the Buffalo Bills in 2013, helping mold a young group that included rookie second-round pick Robert Woods (40 receptions for 587 yards with three TDs) and rookie third-round pick Marquise Goodwin (17 receptions for 283 yards with three TDs).

In his first stint with Washington in 2012, Hilliard guided the team's receivers to the franchise's first division title since 1999. He incorporated free agents Pierre Garçon and Joshua Morgan into the offense, helping Garçon lead the team in receiving yards (633 in only 10 games) and helping Morgan lead Washington in receptions (48). Hilliard also oversaw the resurgence of veteran slot receiver Santana Moss, who caught 41 passes for 573 yards and 8 TDs, his most since recording 9 receiving TDs in his first season in Washington in 2005. The group's toughness on the perimeter also helped the offense rush for a League-best 2,709 yards, a franchise record.

In 2011, Hilliard served as the assistant wide receivers coach for the Miami Dolphins. He helped in the development of wide receiver Brandon Marshall, who was selected for his third Pro Bowl and first as a member of the Dolphins. Additionally, Marshall finished third in the AFC in receiving yards with 1,214 and recorded his fifth-consecutive 1,000-plus yard season.

Prior to joining the Dolphins, Hilliard spent two seasons coaching for the Florida Tuskers of the United Football League. Hilliard worked as a volunteer coach with the Tuskers in 2009 and was elevated to the position of Receivers Coach for 2010.

As a player, Hilliard was a first-round selection in the 1997 NFL Draft (No. 7 overall). He played 12 seasons, eight with the New York Giants (1997-2004) and four with the Tampa Bay Buccaneers (2005-08). In 161 career games (106 starts), Hilliard caught 546 passes for 6,397 yards and 35 TDs.

Hilliard played collegiately at the University of Florida from 1994-96, catching 126 passes for 2,214 yards and 26 TDs. He earned first-team All-SEC and All-American honors as a junior. In the final game that season, he recorded 7 catches for 150 yards and 3 TDs to help lead the Gators to a 52-20 Sugar Bowl win to secure the school's first national championship.

Hilliard is a native of Patterson, La. He and his wife, Lourdes, have five children, Kye, Kalyn, Leila, Ilysa and Jewels.

HILLIARD'S FOOTBALL CAREER

2021-20	Pittsburgh Steelers	Wide Receivers
2014-19	Washington Redskins	Wide Receivers
2013	Buffalo Bills	Wide Receivers
2012	Washington Redskins	Wide Receivers
2011	Miami Dolphins	Assistant Wide Receivers
2010	Florida Tuskers (UFL)	Wide Receivers
2009		Volunteer Coach



ADRIAN KLEMM

Offensive Line Coach

YEARS WITH STEELERS: 3

NFL EXPERIENCE: 3

Adrian Klemm is in his first season as the Steelers offensive line coach, after spending two seasons as the team's assistant offensive line coach. He was hired by Pittsburgh on February 15, 2019.

In 2020, Klemm's second season assisting offensive line coach Shaun Sarrett, the Steelers offensive line allowed just 14 sacks, the fewest by any franchise in a single season since 1982 when sacks became an official statistic. Pittsburgh's 2020 season included a five-game streak where the team did not allow a single sack, which ties for the third longest such streak since 1982.

In Klemm's first season assisting the Steelers offensive line, two Pittsburgh offensive linemen — David DeCastro and Maurkice Pouncey — were selected to the Pro Bowl, an honor each received for the third consecutive year.

Klemm, a three-time Super Bowl champion during his NFL playing career, joined the Steelers after nine seasons in the collegiate ranks. Most recently, Klemm was the Associated Head Coach/Run Game Coordinator/Offensive Line at UCLA from 2012-16.

While at UCLA, Klemm was part of an offense that broke numerous records, including single-season pass yards (3,860), rush yards (2,761), scoring (482 points) and total offense (6,531 yards). He directed a running game that produced the nation's ninth-best rusher. In 2014, UCLA set the record for the least amount of sacks allowed in a season in program history and featured the leading rusher in the PAC-12 Conference. In 2015, Klemm was responsible for recruiting the No. 1 offensive line class in the country. He also received Pac-12 Conference Recruiter of the Year accolades. Klemm coached two All-American offensive linemen, eight All Pac-12 Conference players and several Freshman All-Americans, as well as Morris Trophy recipient Xavier Su'a-Filo, while a member of the Bruins' staff.

Prior to his arrival at UCLA, the Bruins hadn't had an offensive lineman selected in the NFL Draft since 1999. During his tenure, Klemm mentored seven NFL Draft picks and four undrafted free agents that made a team's 53-man roster.

Klemm began his collegiate coaching career as a graduate assistant at Southern Methodist University in 2008, before serving as the program's Offensive Line Coach/Recruiting Coordinator from 2009-11. SMU featured the nation's seventh-leading rusher in Zach Line, who finished a campaign with 1,494 rushing yards — the second-best single-season tally in school history (Eric Dickerson, 1982). During Klemm's SMU tenure, the football team set numerous offensive records in school history, including total offense, passing yards and first downs while producing the first collegiate 1,000-yard rusher and back-to-back 1,000-yard rushers under Head Coach June Jones.

Klemm coached six different offensive linemen to All-Conference honors, along with two being selected in the NFL Draft, including former Steelers offensive lineman Kelvin Beachum. Klemm was tabbed Conference USA Recruiter of the Year and named the Non-BCS National Recruiter of the Year.

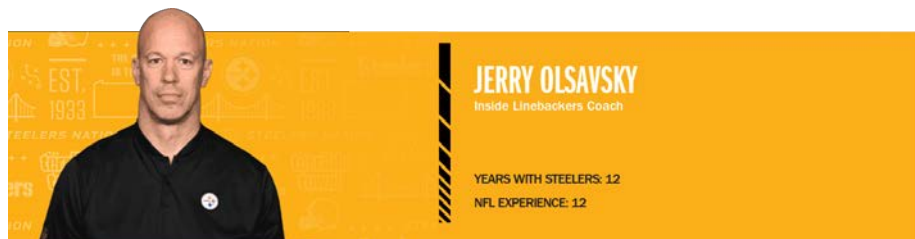
Klemm was a four-year starter at the University of Hawaii (1996-99) and a part of the biggest turnaround in NCAA history. Hawaii improved from 0-12 to 9-4 to win a bowl game during the 1999 season. Following his senior year, Klemm was selected as the starting left tackle in the Senior Bowl and received invitations to the East-West Shrine Game and the Hula Bowl. He earned a bachelor's degree in liberal arts from Excelsior College in 2008.

Klemm was selected by the New England Patriots in the second-round of the 2000 NFL Draft, where he spent the first five of his seven NFL seasons. He was a member of three Patriots Super Bowl Championship teams (XXXVI, XXXVII and XXXIX) before joining the Green Bay Packers in 2005.

A native of Los Angeles, Calif., Klemm has two sons, Jalen and Nikko.

KLEMM'S FOOTBALL CAREER

2021	Pittsburgh Steelers	Offensive Line
2019-20		Assistant Offensive Line
2012-2016	UCLA	Associate Head Coach/Run Game Coordinator/Offensive Line
2009-11	Southern Methodist	Offensive Line/Recruiting Coordinator
2008		Graduate Assistant



Jerry Olsavsky is in his seventh season as the team's inside linebackers coach. Olsavsky was promoted to his current position on February 6, 2015.

Olsavsky's inside linebackers room developed a next-man-up mentality in 2020 with a season-ending injury to 2019 first-round pick Devin Bush in Week 6, followed by a Week 13 injury to his replacement, Robert Spillane, which held Spillane out through the end of the regular season.

Despite the personnel changes, the inside linebacking corps continued to play at a high level, as the defense finished top-five in the League in 46 defensive categories.

Olsavsky oversaw the development of rookie Devin Bush in 2019. He set a franchise rookie record with 109 tackles, which is the most by a Steeler in a season since Lawrence Timmons had 114 in 2016. Bush was the only NFL rookie with a fumble recovery (4), interception (2), forced fumble (1) and 100 or more tackles (109).

Bush was the first NFL rookie with at least 100 tackles, 4 fumble recoveries, 2 interceptions, 1 forced fumble and 1.0 sack in the same season since Bennie Blades of the Detroit Lions in 1988. He also was the first NFL rookie since the 1970 NFL-AFL merger with at least 85 tackles, 4 fumble recoveries, 2 interceptions and 1 TD fumble return in a season.

Two veteran inside linebackers and one new face to the Steelers' defensive unit led Olsavsky's room in 2018. Vince Williams led all linebackers with 76 total tackles (50 solo) starting all of his 14 games played, adding 4.5 sacks and 10 quarterback hits. Jon Bostic made 73 tackles (46 solo) in his first year with the Steelers, along with 2.5 sacks.

The inside linebacker unit was faced with adversity three quarters of the way through the 2017 season. Ryan Shazier, who earned his first Pro Bowl selection, was tied for the most interceptions among AFC linebackers (3), tied for second among all AFC defensive players in solo tackles (68) and leading all NFL linebackers with 11 passes defended before he suffered a season-ending injury in Week 13. Despite losing Shazier, the inside linebacking corps continued to play at a high level.

Williams finished second on the Steelers with a career-high 8.0 sacks and registered a single-season best 88 tackles to finish third on the team's defense while starting all 16 regular-season games.

Tyler Matakevich scored the team's first points of the 2017 season by recovering a blocked punt in the end zone in Week 1. He led the special teams unit in tackles for the second consecutive season with 14.

In 2016, the inside linebacker unit was led by Shazier and Timmons. Including the postseason, Shazier totaled 105 tackles, 3.5 sacks, 5 interceptions, 3 forced fumbles and 1 fumble recovery. He was named a Pro Bowl alternate for his efforts.

Counting the postseason, Timmons totaled 143 tackles, 4.5 sacks, 2 interceptions and 1 forced fumble. The 2016 season marked the fifth straight year Timmons recorded at least 100 tackles, and it marked the fourth straight season that he led the team in tackles.

Olsavsky also guided Matakevich, a rookie inside linebacker, who led the Steelers with 12 special teams tackles during the 2016 regular season.

In 2015, Shazier finished second on the team in tackles, while adding 3.5 sacks and 2 forced fumbles, despite missing four games due to various injuries. In Week 2 vs. San Francisco, Shazier had a breakout game, recording 15 tackles, 1.0 sack, 1 forced fumble and 1 fumble recovery. Shazier also led the team in tackles (20) and forced fumbles (2) during the postseason.

Another member of Olsavsky's group, Williams, led the team with 11 tackles on special teams during the 2015 regular season.

Prior to his promotion, Olsavsky was a defensive assistant for five seasons. He assisted all areas of the defensive staff in their daily operations. In Olsavsky's five years as a defensive assistant, the Steelers' defense ranked top-two in the league in total defense three times, including back-to-back years (2011-12) as the number-one ranked defense.

A 10-year NFL veteran, Olsavsky spent seven seasons coaching linebackers for Youngstown State University. Prior to coaching at Youngstown State, Olsavsky spent one year as an assistant strength coach at the University of North Carolina. He also coached at his alma mater, Chaney High School in Youngstown and at Duquesne University.

Olsavsky was selected by the Steelers in the 10th round (258th overall) of the 1989 NFL Draft, and played linebacker from 1989-97. He saw action in 108 games for the Steelers, making 227 tackles, while also excelling on special teams. Olsavsky battled back from a career threatening knee injury in 1993 and helped lead the Steelers to a berth in Super Bowl XXX. In 1995, he was the recipient of the Steelers' Ed Block Courage Award, given annually to the Steeler that overcomes many obstacles to achieve great success on the field. Olsavsky finished his playing career in 1998 with the Baltimore Ravens.

Playing collegiately at the University of Pittsburgh, Olsavsky was a first-team Kodak All-American as a senior in 1988, when he made 129 tackles. He became the Panthers' first defensive player since 1976 to record more than 100 tackles in three consecutive seasons. He earned his degree in information science in 1990.

Olsavsky was born in Youngstown, Ohio, and he resides in Pittsburgh with his three children, Joseph, Emma and Dominic.

OLSAVSKY'S FOOTBALL CAREER

2015-20	Pittsburgh Steelers	Inside Linebackers
2010-14		Steelers Defensive Assistant
2003-09	Youngstown State	Linebackers
2002	University of North Carolina	Assistant Strength Coach
2001	Duquesne University	Volunteer Coach
2000	Chaney High School (Youngstown, Ohio)	Volunteer Coach
1999	Thomas Jefferson High School (Jefferson Hills, Pa.)	Volunteer Coach



ALFREDO ROBERTS

Tight Ends Coach

YEARS WITH STEELERS: 1

NFL EXPERIENCE: 18

Alfredo Roberts is in his first year as the team's tight ends coach. He was hired on Jan. 25, 2021.

Roberts, who starts his 23rd year of coaching overall, spent the previous four seasons with the Los Angeles Chargers as their running backs coach (2017-19) and tight ends coach (2020). He also has made stops in Indianapolis (2012-15), Tampa Bay (2009-11), Cleveland (2007-08) and Jacksonville (2003-06).

Over his 16 seasons coaching in the NFL, Roberts has mentored multiple Pro Bowl players at tight end and running back, as well as All-Rookie honors for tight end Dwayne Allen in 2012.

Roberts coached running back Melvin Gordon III in 2018 to his second Pro Bowl. Gordon III registered 1,375 scrimmage yards. He surpassed 1,300 yards from scrimmage for the third consecutive season. Fullback Derek Watt was also named a third alternate for the Pro Bowl.

As tight ends coach in Indianapolis for four seasons, he tutored both Allen and Coby Fleener, who became the first pair of tight ends in NFL history to each have eight or more TD receptions in a season (2014). Roberts also coached current Colts' starting tight end, Jack Doyle.

In 2003, Roberts accepted his first NFL position as the tight ends coach for the Jacksonville Jaguars, guiding Mercedes Lewis as a rookie.

Roberts began his coaching career in 1998 at Florida Atlantic University. He spent the first two years recruiting prior to the program's inaugural season in 2000. Roberts coached tight ends for two seasons (2000-01) before coaching the Owls' wide receivers in 2002.

Roberts was an eighth-round pick by Kansas City in the 1988 NFL Draft. He spent three seasons with the Chiefs before joining Dallas in 1991. Roberts was part of two Super Bowl championship teams in Dallas (1992 and '93). He played in every game for five consecutive seasons. Roberts finished his career with 50 catches for 476 yards and two TDs in 82 career games.

A native of Fort Lauderdale, Fla., Roberts graduated from the University of Miami, where he was a member of two national championship teams as a tight end. Roberts played on five bowl teams for the Hurricanes, including two Orange Bowls, two Fiesta Bowls and one Sugar Bowl.

ROBERTS' FOOTBALL CAREER

2021	Pittsburgh Steelers	Tight Ends
2020	Los Angeles Chargers	Tight Ends
2017-19		Running Backs
2016	Carmel High School (Ind.)	Tight Ends
2012-15	Indianapolis Colts	Tight Ends
2009-11	Tampa Bay Buccaneers	Tight Ends
2007-08	Cleveland Browns	Tight Ends
2003-06	Jacksonville Jaguars	Tight Ends
2001-02	Florida Atlantic	Wide Receivers
1999-2000		Running Backs



Mike Sullivan is in his first year as the team's quarterbacks coach. He was hired on Feb. 8, 2021.

Sullivan will enter his 17th season as an NFL coach in 2021. He has tutored five players that reached the Pro Bowl, including Odell Beckham Jr. (2016), Vincent Jackson (2012), Eli Manning (2011, '15), Doug Martin (2012) and Steve Smith (2009).

Sullivan has coached quarterbacks or coordinated offenses in Denver (2018), New York Giants (2010-11, 2015-17) and Tampa Bay (2012-13). Sullivan also coached wide receivers in the League with the New York Giants (2004-09). He started coaching in the NFL with Jacksonville as a defensive quality control (2002) and offensive assistant (2003).

Sullivan, who most recently was the Director of Recruiting for Army West Point, served as offensive coordinator for two years with the Giants under head coach Ben McAdoo. In 2017, Sullivan took over offensive play-calling for the team in Week 6 and continued that responsibility through the remainder of the year.

In his first season as offensive coordinator for the Giants in 2016, New York finished 11-5. Quarterback Eli Manning recorded his fifth 4,000-yard season under Sullivan and wide receiver Odell Beckham Jr. ranked third in the NFL with 1,367 receiving yards.

Before his second stint with the Giants, Sullivan spent two seasons as offensive coordinator for the Buccaneers. Tampa Bay's 2012 squad featured a 4,000-yard passer (Josh Freeman - 4,065 yards), a 1,000-yard rusher (Doug Martin - 1,454 yards) and a 1,000-yard receiver (Vincent Jackson - 1,384 yards). The Bucs finished that season ranked ninth in total offense, setting a franchise record by averaging 363.8 yards/game.

Sullivan won two Super Bowls—XLII (2007) and XLVI (2011)—during his first eight seasons with the Giants. He coached wide receivers for six seasons before being elevated to quarterbacks coach.

In the Giants' 2011 Super Bowl season—Manning's second year working with Sullivan—the quarterback set career highs in passing yards (4,933) and yards/attempt (8.4). In New York's four playoff games, Manning averaged more than 300 yards/game and finished the postseason with nine TDs against just one interception.

As wide receivers coach for the Giants, Sullivan worked with a pair of 1,000-yard receivers in Plaxico Burress (2005, '07) and Steve Smith (2009).

Sullivan coached for eight seasons in the collegiate ranks, beginning with a graduate assistant post at Humboldt State University in 1993. He coached linebackers at his alma mater, Army, from 1995-96 before moving on to coach defensive backs at Youngstown State University from 1997-98.

Sullivan returned to Army to coach defensive backs from 1999-2000 and then worked for one season as defensive backs coach at Ohio University before making a move to the NFL.

A former defensive back at Army, Sullivan is a graduate of the U.S. Army Airborne, Ranger and Air Assault schools.

SULLIVAN'S FOOTBALL CAREER

2021	Pittsburgh Steelers	Quarterbacks
2018	Denver Broncos	Quarterbacks
2016-17	New York Giants	Offensive Coordinator
2015		Quarterbacks
2012-13	Tampa Bay Buccaneers	Offensive Coordinator
2010-11	New York Giants	Quarterbacks
2004-09		Wide Receivers
2003	Jacksonville Jaguars	Offensive Assistant
2002		Defensive Quality Control
2001	Ohio University	Defensive Backs
1999-2000	Army	Defensive Backs
1997-98	Youngstown State	Defensive Backs
1996	Army	Outside Linebackers
1995		Assistant Linebackers
1993	Humboldt State	Graduate Assistant



Chris Morgan is in his first year as the team's assistant offensive line coach. He was hired on Feb. 8, 2021.

Morgan, who has coached in two Super Bowls, will enter his 13th as an NFL offensive line coach. He joins the Steelers after a six-year stint with Atlanta (2015-20), where he served as the Falcons offensive line coach (2015-17), run game coordinator/offensive line (2018) and offensive line coach (2019-20). Morgan was also an assistant offensive line coach in Seattle (2014), Washington (2011-13) and Oakland (2009-10).

In 2019, Morgan coached an offensive line whose production allowed the offense to average 379.7 yards per game, the fifth-most in the NFL, and average 294.6 passing yards per game, the third-highest average in the league.

The Falcons selected two offensive linemen in the first round of the 2019 Draft, guard Chris Lindstrom (16th) and tackle Kaleb McGary (31st). Under Morgan's guidance, both players earned starting roles coming out of training camp. Lindstrom was unfortunately sidelined after suffering an injury in Week 1, but he would return, and the duo started the last four games of the season, showing the growth and potential that should solidify the right side of the offensive line for years to come.

In 2018, Morgan coached an offensive line that blocked for an offense that averaged 389.1 yards per game, the sixth-most yards per game in the league. The offensive line's blocking was also a major part in the offense averaging 290.8 passing yards per game, which was the fourth-highest average in the NFL.

Under Morgan's guidance, the offensive line was able to keep quarterback Matt Ryan upright and able to throw for 4,294 yards and 35 touchdowns. The offensive line's production made it possible for the Falcons to average 6.16 yards per play in 2018, which was the fifth most in the NFL and the second-highest yards per play average in franchise history.

Morgan continued to oversee the growth of center Alex Mack, who was selected to his sixth Pro Bowl – his fourth straight selection. Tackle Jake Matthews was also selected to his first Pro Bowl under Morgan's guidance in 2018 as well.

In 2017, Morgan coached an offensive line that only allowed 24 sacks, which was tied for the third-lowest amount in the NFL. Morgan's offensive line was also a catalyst for the eighth-best offense in the league. The Falcons offense averaged 364.8 yards per game and blocked for quarterback Matt Ryan who averaged 249.4 passing yards per game, which was also the eighth highest in the league. Their blocking also helped the 10-year veteran reach his seventh straight 4,000 passing yard season.

Morgan coached Mack who was selected to his third consecutive Pro Bowl after anchoring the offensive line for the second year in Atlanta. In 2017, Morgan's offensive line showed its ability to sustain blocks by springing the offense for 230 big plays (plays that are 10+ yards) and allowing Ryan to average 7.8 yards per pass attempt, both of which were the fifth in their categories.

Morgan's teaching was essential in helping the offensive line block for the Falcons running backs, who averaged 4.3 yards per carry, which was eighth in the NFL in 2017. The offensive line also blocked for an offense that was third in the NFL in explosive runs (12+ yards-or-more).

During his second season with the Falcons, Morgan's offensive line blocked for Ryan, who was awarded the NFL MVP award at the end of the 2016 season. The offensive line was a major reason why the team averaged a league-high and franchise-high 33.8 points per game. The Falcons broke the franchise record for most points scored in a season in Week 15, with the help of the offensive line, when they scored 540 total points on the season, which tied them with the 2000 St. Louis Rams for the eighth-most points scored in a season.

The offensive line blocked for Ryan, who threw for a career and franchise-high 4,944 yards and 38 touchdowns. Ryan also had a career-high 117.1 passer rating, which was the fifth-best all-time passer rating. Morgan also helped coach Mack, who was selected to his fourth Pro Bowl.

Morgan's offensive line also helped pave the way for a rushing attack that racked up 1,928 yards on the season, which was fifth in the league in 2016. Under his guidance, the offensive line blocked for running back Devonta Freeman, who finished in the top 10 in rushing for the second year in a row and made it to his second consecutive Pro Bowl.

During Morgan's first year in 2015, his offensive line helped produce the Falcons' first 1,000-yard rusher since 2011, while giving up the eighth-fewest sacks in the league last year. The offensive line also helped block for an offense that recorded 374.1 yards per game, which was seventh in the NFL.

Morgan spent the 2014 season as assistant offensive line coach for the Seattle Seahawks. In 2014, Seattle used eight different starting combinations on the offensive line, including playoffs, and still led the NFL in rushing yards, recording a franchise-high 2,762 yards. In addition to leading the league in rushing last season, the Seahawks offensive line also assisted in helping Seattle lead the NFL in explosive plays (135) and explosive running plays (61) while paving the way to Super Bowl XLIX.

Prior to arriving in Seattle, Morgan served as an assistant offensive line coach with the Washington Football Team (2011-13) and Oakland Raiders (2009-10). In 2012, Morgan helped direct a unit that rushed for a team-record 2,709 yards, marking the franchise's first team rushing crown since 1933 and their club's first NFC East title since 1999. Also during his time with the Football Team, tackle Trent Williams was selected to two consecutive Pro Bowls in 2012 and 2013.

In 2010, Oakland ranked 10th in the NFL in yards per game (356.6) and sixth in points per game (25.6). Prior to Oakland, Morgan spent the previous five seasons coaching at the high school level in his native Texas, serving as offensive line coach, special teams coordinator, offensive coordinator and assistant head coach at Westfield High School in Houston.

Morgan served as an offensive graduate assistant at the University of Idaho after two years as an assistant coach at Copperas Cove (Texas) High. He played offensive line at the University of Colorado from 1995-1999 and earned his master's degree in educational leadership at Idaho.

MORGAN'S FOOTBALL CAREER

2021	Pittsburgh Steelers	Assistant Offensive Line
2015-20	Atlanta Falcons	Offensive Line
2014	Seattle Seahawks	Assistant Offensive Line
2011-13	Washington Redskins	Assistant Offensive Line
2009-10	Oakland Raiders	Assistant Offensive Line



DENZEL MARTIN
Assistant Outside Linebackers Coach

YEARS WITH STEELERS: 6
NFL EXPERIENCE: 6

Denzel Martin is in his second season as Pittsburgh's assistant outside linebackers coach, after previously serving two seasons as a coaching assistant (2018-19) and two more as the Steelers' scouting assistant (2016-17).

In 2020, Martin assisted with one of the top pass rushing units in the NFL, which included the tandem of T.J. Watt and Bud Dupree, who combined for 23.0 sacks, 56 quarterback hits and 31 tackles for loss. His responsibilities include game preparation, video analysis and scouting of opponents.

As a coaching assistant, Martin handled the daily operations for defense and worked with the team's defensive line and outside linebackers in 2019, after assisting with the unit's middle linebackers in 2018.

Prior to joining the Steelers in 2016, Martin spent a year as a recruiting graduate assistant at the University of Missouri in 2015, where he played linebacker from 2010-14. Martin, a native of St. Louis, Mo., received a degree in multidisciplinary studies in 2014 and a master's in education with an emphasis in positive coaching from Missouri in 2015.

MARTIN'S FOOTBALL CAREER

2020-21	Pittsburgh Steelers	Assistant Outside Linebackers
2018-19		Defensive Coaching Assistant
2017-16		Scouting Assistant
2015	University of Missouri	Recruiting Graduate Assistant



BLAINE STEWART
Assistant Wide Receivers Coach

YEARS WITH STEELERS: 4
NFL EXPERIENCE: 4

Blaine Stewart is in his second season as Pittsburgh's assistant wide receivers coach, after previously serving two seasons as a coaching assistant.

In 2020, Stewart assisted a wide receivers room that included the rookie wide receiver Chase Claypool, who led all rookies in touchdown catches (9) and finished second among all rookies in total touchdowns (11). His responsibilities include game preparation, video analysis and scouting of opponents.

As a coaching assistant (2018-19), Stewart handled the daily operations for the offense and special teams units.

A native of Morgantown, W. Va., Stewart played wide receiver at the University of Charleston (W. Va.) in 2016 and 2017, after beginning his collegiate career at James Madison University (2013-15). He received a bachelor's in sport and recreation management from James Madison in 2016, before completing a master's in business administration from Charleston in 2017.

He is the son of late West Virginia head coach, Bill Stewart.

STEWART'S FOOTBALL CAREER

2020-21	Pittsburgh Steelers	Assistant Wide Receivers
2018-19		Offensive Coaching Assistant



MATT TOMSHO
Quality Control Coach

YEARS WITH STEELERS: 1
NFL EXPERIENCE: 1

Matt Tomsho is in his first season as the team's quality control coach. Tomsho assists in the daily operations for the offense. His responsibilities include game preparation, video analysis and scouting of opponents.

Tomsho joins the Steelers staff after a two-year (one season) stint at Wisconsin-Eau Claire. He served as the Bluegolds wide receivers coach and strength and conditioning coordinator. Tomsho was also an offensive graduate assistant at Maryland (2018), offensive analyst at LSU (2017) and offensive assistant at Pitt (2016).

TOMSHO'S FOOTBALL CAREER

2021	Pittsburgh Steelers	Quality Control
2019-20	Wisconsin-Eau Claire	Wide Receivers/Strength & Conditioning Coordinator
2018	University of Maryland	Offensive Graduate Assistant
2017	Louisiana State	Offensive Assistant
2016	University of Pittsburgh	Offensive Assistant



GARRETT GIEMONT
Senior Conditioning Coordinator

YEARS WITH STEELERS: 15
NFL EXPERIENCE: 49

Garrett Giemont is in his 15th season as conditioning coordinator for the Steelers after being hired on January 31, 2007.

Giemont was honored with the NFL's 2015 Strength and Conditioning Coach of the Year award by Samson Equipment, which was presented by *American Football Monthly* at the end of the 2014 season.

Giemont was also named the 2008 Strength and Conditioning Coach of the Year/Super Bowl Achievement Award from the Professional Football Strength and Conditioning Coaches Society.

Giemont has 30+ years of experience in the NFL, and served as the Tampa Bay Buccaneers' strength and conditioning coordinator (2003-05) prior to joining the Steelers.

Giemont was named Coach of the Year by The Professional Football Strength and Conditioning Coaches Society after the 2002 season while working for the Oakland Raiders under head coach Bill Callahan. Giemont spent eight seasons as a member of the Raiders' staff, including the first seven as strength and conditioning coach and the final season as strength and conditioning coordinator.

Prior to joining the Raiders, Giemont spent three seasons in Major League Baseball as the Director of Physical Development for the Chicago Cubs (1992-94). He originally entered the NFL with the Los Angeles Rams in 1970 as a part-time training assistant and served as the Rams' assistant trainer from 1978-82. From 1983-89, Giemont was the Rams' strength and conditioning trainer and worked as the team's strength and conditioning coach from 1990-91.

Giemont and his wife, Sonya, have two sons, Jackson and Jett.

GIEMONT'S FOOTBALL CAREER

2007-21	Pittsburgh Steelers	Conditioning Coordinator
2003-06	Tampa Bay Buccaneers	Strength & Conditioning Coach
2002	Oakland Raiders	Strength & Conditioning Coordinator
1995-2001		Strength & Conditioning Coach
1990-91	L.A. Rams	Strength & Conditioning Coach
1983-89		Strength & Conditioning Trainer
1978-82		Assistant Trainer
1970-77		Training Assistant



MARCEL PASTOOR

Head Strength & Conditioning Coach

YEARS WITH STEELERS: 21

NFL EXPERIENCE: 23

Marcel Pastoor is in his 18th season as the Steelers' strength and conditioning assistant coach and his 21st overall season with the team. Pastoor assists conditioning coordinator Garrett Giemont with the strength and conditioning program.

Pastoor received his undergraduate degree from Virginia Tech in exercise physiology and kinesiology in 2000. He completed his master's from the University of Pittsburgh in exercise physiology, graduating with honors in 2003.

Prior to joining the Steelers, Pastoor interned with the Washington Football Team in 1998 and was the volunteer assistant strength coach for Radford University from 1999-2001.

Pastoor and his wife Cayce have a daughter, Catelyn Ann, and a son, Carter Matthew.

PASTOOR'S FOOTBALL CAREER

2021	Pittsburgh Steelers	TBD
2004-20		Strength & Conditioning Assistant Coach
2001-03		Strength & Conditioning Intern
1999-2000	Washington Redskins	Intern Strength Coach



RODAIN DELUS

Strength & Conditioning Assistant

YEARS WITH STEELERS: R

NFL EXPERIENCE: R

Rodain Delus is in his first season as the Steelers' assistant strength and conditioning coach, after previously serving three seasons as the team's strength and conditioning intern. Delus assists in the daily operations for the strength and conditioning program.

Delus joins the Steelers staff after two seasons as a graduate assistant athletic trainer at the University of South Carolina. Prior to that, he spent a year as the head athletic trainer at Grey Collegiate Academy (Columbia, S.C.). In 2017, Delus began his NFL career with the Detroit Lions where he served as an intern athletic trainer.



KEVIN COLBERT

Vice President & General Manager

YEARS WITH STEELERS: 22

NFL EXPERIENCE: 38

Kevin Colbert is in his 22nd season with the Steelers, after joining the team on February 15, 2000.

Colbert has helped assemble teams that have won two Super Bowls (XL and XLIII), three AFC Championships, 10 division titles, earned 13 playoff berths and recorded at least eight wins in 20 seasons.

Colbert oversees the personnel area of the team and supervises the scouting staff. Among his duties, he is in charge of administering player acquisitions and transactions, including the NFL Draft, free agent signings and trades, and evaluating pro and college personnel. He also serves as the Steelers' liaison with the NFL office and the other NFL teams on football matters.

Colbert served as the Detroit Lions' pro scouting director from 1990-99. He was responsible for scouting NFL players, NFL Europe and the Canadian Football League. He also assisted in the evaluation of college talent.

Prior to joining the Lions, Colbert spent five seasons as a college scout for the Miami Dolphins (1985-89) and one season (1984) with the BLESTO Scouting Service.

Colbert began his career as a coach and has experience in three sports — football, basketball and baseball. He was the backfield coach and recruiting coordinator at Ohio Wesleyan University for three years (1981-83), and in 1984, he also served as the school's head baseball coach.

From 1979-81, Colbert was a graduate assistant basketball coach at Robert Morris University. He also served as the school's head baseball coach in 1981.

Born and raised in Pittsburgh, Colbert graduated from North Catholic High School and received his bachelor's degree from Robert Morris in 1979. He and his wife, Janis, have three children, Kacie, Jennifer and Daniel, and four grandchildren, Avery, Colby, Brock and Emma.

COLBERT'S FOOTBALL CAREER

2016-21	Pittsburgh Steelers	Vice President/General Manager
2011-15		General Manager
2000-10		Director of Football Operations
1990-99	Detroit Lions	Pro Scouting Director
1985-89	Miami Dolphins	College Scout
1984	BLESTO	Scout



OMAR KHAN

Vice President of Football Operations & Business Administration

YEARS WITH STEELERS: 21

NFL EXPERIENCE: 25

Omar Khan is in his 25th season in the NFL and 21st season with the Pittsburgh Steelers, having served in numerous positions within the organization.

In his current role, Khan works with the day-to-day overall management of the Football Operations Department, working closely with President Art Rooney II, General Manager Kevin Colbert and Head Coach Mike Tomlin. He is in charge of overseeing many different areas and functions of the organization.

Prior to joining the Steelers, Khan worked with the New Orleans Saints for four years. In 2000, he served as Football Operations/Coaching Assistant, where he supervised the overall operation of the football program and assisted the offensive coordinator in the day-to-day operations of the offense. From 1998-99, Khan served as New Orleans' Player Personnel Assistant. His duties included assisting in pro scouting, negotiating player contracts, government affairs and football administration, as well as serving as interim Player Programs Director during the 1998 season. In 1997, Khan was a Player Personnel Intern, primarily working with scouting and research.

Khan joined the Saints after spending the 1996 season as an undergraduate assistant with the Tulane University football program.

Khan is involved in many activities and organizations throughout the Pittsburgh region, including serving on the executive board of Visit Pittsburgh, the executive board of the Pittsburgh Hispanic Chamber of Commerce, the board of the Pittsburgh Film Office and on the advisory board of FNB Community Bank. In 2005, Khan was selected to attend the NFL Manager Program at Stanford University Executive Education Graduate School of Business. In 2013, he was selected to attend the NFL Career Development Symposium for front office personnel at the University of Pennsylvania.

Khan, a graduate of Tulane, was born in New Orleans, La. He and his wife, Kristen, reside in Mt. Lebanon, Pa. The couple has two daughters, Sophia and Hannah.



COLE MARCOUX

Football Administration Coordinator

YEARS WITH STEELERS: 2

NFL EXPERIENCE: 8

Cole Marcoux is entering his eighth season in the NFL and second season as the Steelers' Football Administration Coordinator. Marcoux assists primarily with the management of the salary cap, player contract negotiations, team logistics and scouting.

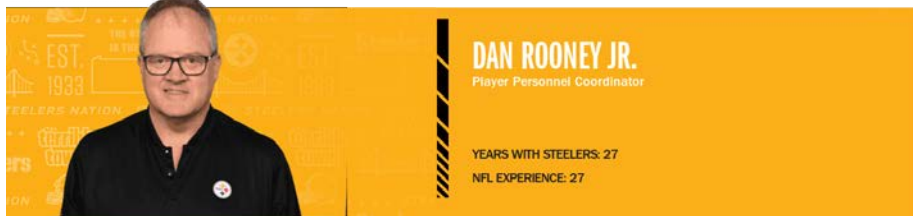
Most recently, Marcoux spent four years in varying roles with the NFL's Management Council (NFLMC). He served as NFLMC's main contact for NFL Club executives regarding contract proposals, CBA interpretations and transactional scenarios. Marcoux managed the NFLMC's drafting of CBA language for labor negotiations with NFL Player's Association. He supported the NFLMC research team with data analysis of key issues for CBA negotiations.

Marcoux, who ultimately was promoted to Senior Manager of Labor Operations, analyzed NFL player contracts for compliance with the League CBA and Salary Cap. He produced an annual NFL Labor Seminar slide book and presented on CBA and system issues at the yearly Labor Seminar. Marcoux led bi-monthly staff meetings for the entire Labor Operations department to discuss recent CBA interpretations. He also assisted with reconciliation and analysis of Clubs' deferred and guaranteed contract funding requirements and non-football player agreements.

Since 2017, he also served as an NFL Game Monitor in the Art McNally Game Day Central for the NFL Officiating department and worked as an on-site NFL Game Operations Representative for NFL Football Operations Department.

In 2014, Marcoux was selected to participate in the NFL's two-year rotational program. He focused on club business development, media strategy and business development, club and labor finance/corporate development and market research and consumer insights.

Marcoux graduated Summa Cum Laude with degrees in both sociology and economics from Dartmouth College in 2014. He played quarterback and tight end for the Big Green. Marcoux was a two-time Academic All-Ivy League selection. He was named to the National Football Foundation (NFF) Hampshire Honor Society. Marcoux was named a Rufus Choate Scholar, which recognizes admittance to the highest honors group at Dartmouth College. He was also honored with the William S. Churchill Award, class of 1927, which is awarded to the outstanding first-year man who demonstrates qualities of fairness, respect for duty, and citizenship.



DAN ROONEY JR.

Player Personnel Coordinator

YEARS WITH STEELERS: 27

NFL EXPERIENCE: 27

Dan Rooney Jr. is in his 10th season as player personnel coordinator after spending 17 seasons as a college scout for the Steelers. Rooney's duties include scouting college players, primarily in the Southeast, while also being involved in pro scouting and salary cap management.

He is the grandson of Steelers' founder, "The Chief" Art Rooney, Sr., the son of late Steelers' Chairman, ambassador Dan Rooney, and brother of Steelers' President, Art Rooney II.

Rooney graduated from Washington & Jefferson College in 1986 with a degree in business administration. He played football for legendary Head Coach John Luckhardt, and was named an all-conference safety as a sophomore. After graduation, Rooney worked under Coach Luckhardt as an assistant coach from 1986 to 1990.

In 1991, Rooney spent a season with the NFL Europe League office, which at the time was located in Dallas, Texas. His primary responsibilities were to Team Dallas, a spare parts team that supplied the league with replacements for injured players.

In 1993, Rooney moved to Durham, N.C., where he taught and coached at the high school level. He coached for Gary Merrill at Northern Durham High, one of the state's top high school programs. From 1995-97, Rooney coached at Leesville Road High School in Raleigh, N.C.

Rooney and his wife, Dr. Allison Evanoff, live in Gastonia, N.C. They have two sons, John Patrick and Brendan Charles.



BRANDON HUNT

Pro Scouting Coordinator

YEARS WITH STEELERS: 14

NFL EXPERIENCE: 17

Brandon Hunt is in his 12th season as the Steelers' pro scouting coordinator, after spending two years (2007-2009) as a pro scout for the Houston Texans. In his current position, Hunt is responsible for scouting Steelers' opponents and evaluating pro players. He was selected to attend the NFL Career Development Symposium for front office personnel in 2014 and 2018.

Hunt joined the Texans in the summer of 2007, and served as a pro scout for the team until being hired by the Steelers. Prior to joining Houston, Hunt spent the 2005 and 2006 seasons as an intern in the Steelers' scouting department, where he helped with both college and pro scouting. He was on board when the team won Super Bowl XL to give the franchise its fifth Lombardi Trophy.

Hunt's professional career began as a graduate assistant at Indiana University of Pennsylvania in 2004, and after a year there he was hired by the Steelers to work in their player personnel department.

Hunt attended IUP, where he was a four-year starter at guard and center from 2000-03. He captained the team as a senior and earned first-team All-PSAC and All-Region honors at guard. He earned his Bachelor of Science degree in management information systems in December 2003, and a master's degree in business administration in August 2006.

Born in Los Angeles, Calif., Hunt was raised in Pittsburgh where he attended Pine-Richland High School and lettered in football and track.

Hunt resides in Pittsburgh with his wife Shawnika. The couple has two sons, Chayton Robert and Brayden Major.



PHIL KREIDLER

College Scouting Coordinator

YEARS WITH STEELERS: 31

NFL EXPERIENCE: 31

Phil Kreidler is in his 31st season with the Steelers personnel department and his eighth as college scouting coordinator. Kreidler spent his first eight years with the team scouting college players, and was given additional responsibilities of scouting pro teams in 2000.

From 1988-90, Kreidler served as a graduate assistant coach at the University of Cincinnati, where he helped coach the wide receivers and quarterbacks.

Kreidler attended Furman University, where he played free safety. He was a member of the 1985 1-AA national finalist and Southern Conference champion Paladin squad. He graduated in 1988 with a degree in history.

Kreidler and his wife, Kim, have one son, Jeff, and live in Pittsburgh.



RICK REIPRISH

Senior Assistant, College Scouting

YEARS WITH STEELERS: 7

NFL EXPERIENCE: 42


Rick Reiprish is in his seventh season with the Steelers' personnel department as the team's Senior Assistant, College Scouting. He was hired on May 16, 2015.

Reiprish has over 40 years of personnel experience, serving as the Director of College Scouting for the New Orleans Saints for 11 years (2004-14) before coming to Pittsburgh. Prior to joining the Saints, he spent eight years with the Jacksonville Jaguars (1994-2002), first as the team's Director of College Scouting before being elevated to Director of Player Personnel in 1998.

Reiprish began his NFL career as a southeast scout with BLESTO from 1979-82, before joining the Kansas City Chiefs as a personnel scout for two years. He spent 10 years with the Seattle Seahawks (1984-94), serving as an area scout before being promoted to eastern scout supervisor in 1989.

A native of Shamokin, Pa., Reiprish graduated from Villanova University in 1972, where he played wide receiver and tight end. He earned a master's degree in education-administration and supervision from Austin Peay in 1974. He coached the wide receivers and running backs at Austin Peay from 1973-76, before joining the staff at East Tennessee State in 1977, where he tutored the quarterbacks and running backs. In 1978, he served as the offensive line coach at North Alabama.

Reiprish has two children, Andrew and Ashleigh.



MARK BRUENER

College Scout

YEARS WITH STEELERS: 12

NFL EXPERIENCE: 12

Mark Bruener is in his ninth season as a college scout for the Steelers, after previously serving three seasons as Pittsburgh's BLESTO scout.

Bruener played tight end in the NFL for 14 seasons, the first nine as a member of the Steelers (1995-2003) and the final five with the Houston Texans (2004-08). He was drafted by the Steelers in the first round (27th overall) of the 1995 NFL Draft, and he played in 126 games, making 108 starts. His 137 receptions and 16 receiving touchdowns each rank fourth all-time in team history for a tight end. Bruener was also known for his excellent blocking skills. In his nine seasons with the Steelers, the team averaged 2,142 rushing yards per year. In 1998, Bruener was voted Steelers' Sprint Man of the Year for his dedication to community service.

He graduated from the University of Washington with a degree in economics. Bruener started his final three seasons at tight end, and finished his career with 90 receptions, which were the most by a tight end in team history at the time. During his freshman season, in which he saw action in all 12 games, the Huskies went undefeated and were named co-NCAA National Champions.

Bruener formerly served on the NFL Players Association Executive Committee. Prior to joining the Steelers' scouting staff full-time, Bruener spent the summer of 2010 interning in the Steelers' scouting department during training camp.

A native of Aberdeen, Wash., Bruener currently lives in Woodinville, Wash., with his wife, Traci, two daughters, Allie and Chloe, and three sons, Carson, Braydon and Hudson.



MIKE BUTLER

College Scout

YEARS WITH STEELERS: 13

NFL EXPERIENCE: 34

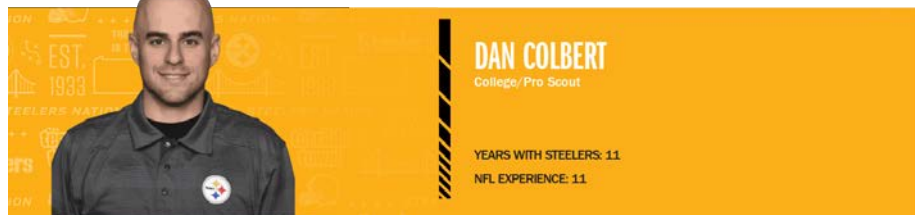
Mike Butler is in his ninth season of his second stint with the Steelers' scouting department and his 34th season as a scout in the NFL. Butler previously spent four seasons with the team's personnel department from 1983-86.

Butler's last NFL assignment was as a regional scout for the Detroit Lions during the 2007 and 2008 seasons. Before joining the Lions, Butler spent 19 seasons (1987-2005) in the Indianapolis Colts' scouting department, serving as the team's director of college scouting for his final six seasons. Prior to being promoted to that position in 2000, Butler served one season as regional scouting director and the 12 seasons before that as an area scout.

Butler got his start in scouting as an intern in the Steelers' player personnel department in 1983 and remained with the team through the 1986 season.

He is the son of Pro Football Hall of Famer and former Steelers defensive back Jack Butler. Jack was an All-Pro for the Steelers from 1951-59 and then served as the director of the BLESTO Scouting Combine for 44 years (1963-2007).

Butler earned his master's degree in sports leadership from Duquesne University in 2011. He received his bachelor's degree in fine arts from Indiana University of Pennsylvania in 1983. Butler currently resides in Pittsburgh with his wife Shari, son John David, and twin daughters, Mackenzie and Michaela.



DAN COLBERT

College/Pro Scout

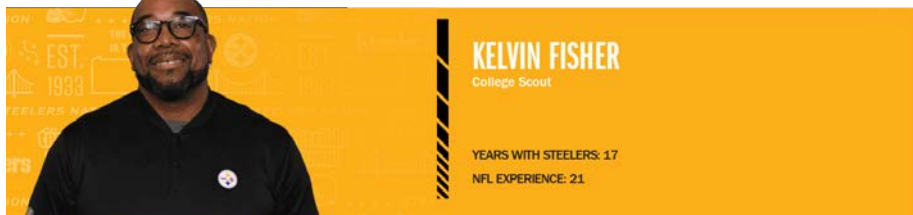
YEARS WITH STEELERS: 11

NFL EXPERIENCE: 11

Dan Colbert is in his 11th season with the Steelers and ninth as a college and pro scout. He primarily scouts colleges in the Midwest, and, on the pro side, assists with opponent advance scouting and free agent evaluations. Colbert originally joined the Steelers' scouting department in the summer of 2011 as a player personnel intern.

Colbert graduated from Miami (Ohio) University in 2011 with a degree in health and sports studies. While at Miami, Colbert served as a student assistant for the football program from 2007-2011, working in the team's video department.

A Pittsburgh native, Colbert is a 2007 graduate of Mars Area High School, where he lettered in basketball. He is the son of Steelers' General Manager Kevin Colbert.



KELVIN FISHER

College Scout

YEARS WITH STEELERS: 17
NFL EXPERIENCE: 21

Kelvin Fisher is in his 21st year in the National Football League and his second stint with the Steelers, re-joining the organization in 2018, as a scout. He spent his first 13 seasons in the NFL with Pittsburgh as a college scout from 2000-12.

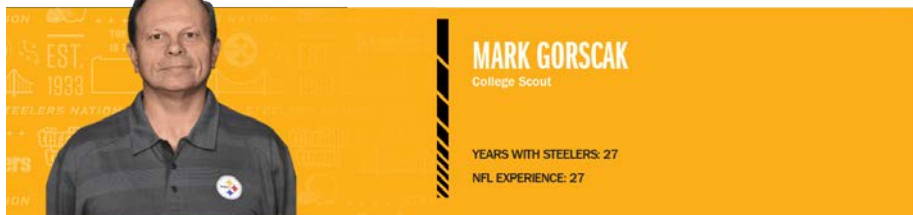
Prior to returning to the Steelers, Fisher spent four years with the Buffalo Bills where he served as Director of College Scouting from 2013-15, before being named Player Personnel Advisor in 2016.

Fisher spent one year as the coordinator of academic accountability at his alma mater of Arizona State University before joining the Steelers in 2000. In his role, he was a liaison between the Sun Devils' student-athletes, coaches, professors and academic counselors. From 1993-96, Fisher worked as a juvenile probation officer in Maricopa County, Az., and with the State Office for Service to Children and Family in Portland, Ore., from 1996-99.

A native of Ambridge, Pa., Fisher was a four-year starting fullback at Arizona State (1988-91) where he earned a degree in social work in 1992, and joined the New York Jets as a free agent in 1992.

In April of 2016, Fisher was inducted into the Beaver County Sports Hall of Fame for his accomplishments on the playing field in high school, college and his professional career in the NFL.

Fisher and his wife, Angela, have two children, Kelvin Jr. and Kailie. Kelvin Jr. is a graduate of the University of Arkansas and completed his college football career at the University of Texas El Paso in the fall of 2015. Kailie is a graduate of Arizona State University.



MARK GORSKAK

College Scout

YEARS WITH STEELERS: 27
NFL EXPERIENCE: 27

Mark Gorscak is in his 27th season with the Steelers. This season marks Gorscak's 24th year as an area scout after spending his first three years as the Steelers' BLESTO scout.

Gorscak previously coached at the high school and college levels for 16 years. His first coaching experience was at Perkiomen (Pa.) Prep School. He followed that with coaching assignments at Western Maryland College, Dickinson College (his alma mater), Gulliver Prep (Fla.) High School and two tenures at Weber State University.

In 1987, between stints at Weber State, he became the first general manager of the Pittsburgh Gladiators in its inaugural season in the Arena Football League.

Additionally, Gorscak has been an athletic administrator at Dickinson and Weber State. He graduated with a degree in psychology from Dickinson and received a master's degree in sports administration from St. Thomas University in Miami, Fla.

Gorscak is a native of Donora, Pa., and currently resides in Pittsburgh. He was inducted into the Mid Mon Valley All Sports Hall of Fame in 2010.



CHIDI IWUOMA

College Scout

YEARS WITH STEELERS: 10
NFL EXPERIENCE: 10

Chidi Iwuoma is in his second season as a college scout for the Steelers, after serving eight seasons as Pittsburgh's BLESTO scout (2012-19).

Prior to joining the Steelers, Iwuoma served as the University of California's Assistant Director of Student-Athlete Development from 2010-12. In that role, he was responsible for assisting in the academic performance of the football team. Prior to that, Iwuoma worked in Cal's Athletic Study Center from 2009-10, assisting student athletes with academics.

Iwuoma, a former Steelers' defensive back, played in the NFL from 2001-07 and was a member of Pittsburgh's Super Bowl XL team. He also spent time with the Detroit Lions, New England Patriots, Tennessee Titans and St. Louis Rams.

After his playing days, Iwuoma earned a master's degree in education from the University of California in 2009. A Los Angeles native, Iwuoma played collegiately at the University of California and graduated with a degree in social welfare in 2001.

Iwuoma and wife, Tenisha, have three sons, Chidi II, Capri and Chori.



BRUCE MCNORTON

College Scout

YEARS WITH STEELERS: 22

NFL EXPERIENCE: 22

Bruce McNorton is in his 22nd season as a member of the Steelers' scouting department.

McNorton, who joined the Steelers in May of 2000, had previously worked with General Manager Kevin Colbert as a part-time scout with the Detroit Lions.

McNorton enjoyed a 10-year playing career as a defensive back with the Lions and Miami Dolphins.

A highly successful coach at Pontiac Northern High School in Michigan, McNorton was selected as the 1999 Class-A District Coach of the Year and led his team to the state quarterfinals.

He has three children, daughters Mykeshia and Brittney, and son Bruce Jr.



DAVE PETETT

Pro/College Scout

YEARS WITH STEELERS: 18

NFL EXPERIENCE: 18

David Petett is in his 18th season with the Steelers, where he has served in a number of roles during his tenure.

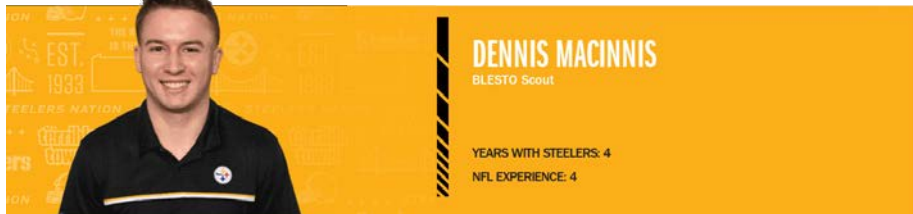
He is entering his eighth season as a pro/college scout, which focuses primarily on evaluating pro personnel for the advanced scouting report, "short list" upkeep and pro free agency, while also handling college scouting responsibilities.

Prior to his current role, Petett served three years as a Northeast/Mid-Atlantic scout and six years as the team's West Coast BLESTO scout, where he oversaw his own area of the country as part of evaluating college talent in preparation for the NFL draft. Petett initially joined the Steelers in 2004 as the player personnel intern.

Prior to joining the Steelers, Petett spent the 2003 season as a student assistant at the University of Wisconsin, where he worked closely with the coaching staff, assisting with the defensive line and special teams units.

Petett, a Pittsburgh native, graduated from Shady Side Academy where he lettered in football and baseball. He graduated from Lehigh University with a degree in political science, while being a four-year starter on the defensive line. He earned honorable mention All-America honors after his senior season in 2000.

Petett currently resides in Wexford with his wife, Jaime, along with their two children, Lawson and Taelin-Irene.



DENNIS MACINNIS

BLESTO Scout

YEARS WITH STEELERS: 4

NFL EXPERIENCE: 4

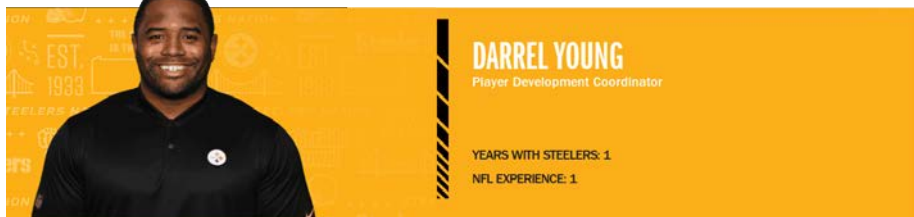
Dennis MacInnis is in his first season with the Steelers as the team's BLESTO scout.

Prior to his promotion, MacInnis spent two seasons as the Steelers scouting intern, where he assisted the scouting department with various projects.

MacInnis, a graduate of the University of Oregon, held various roles in the Duck's personnel department from 2017-19, starting out as an undergraduate student coach before elevating to Assistant Director of Player Personnel/Special Assistant to the Head Coach.

MacInnis began his NFL career in the summer of 2017 as a football operation intern with the Buffalo Bills.

He graduated with a bachelor's degree political science.



DARREL YOUNG

Player Development Coordinator

YEARS WITH STEELERS: 1

NFL EXPERIENCE: 1

Darrel Young is in his first season as Pittsburgh's Director of Player Development.

Young works with players to adjust to life during and after their NFL careers. He focuses on developing rookies as they navigate through the Steelers University life skills program, which promotes best practices for success on and off the field. He also provides career support for those seeking to advance their interests off the field and transition to life after football.

Prior to joining the Steelers, Young served as the Manager of Player Engagement and Relations for the National Football League (2018-21), where he worked with multiple departments to drive league activations supporting the development of players throughout the year.

A former fullback, Young enjoyed a nine-year NFL career, playing for the Carolina Panthers, the Chicago Bears and the Washington Football Team. He originally signed by Washington in 2009 as an undrafted rookie free agent linebacker out of Villanova. He moved to fullback in 2010, and in 2014, was awarded the team's Walter Payton Man of the Year award for his excellence in community service.

Young, who was born and raised in Amityville, N.Y., graduated with a bachelor's degree in communications from Villanova and later obtained a master's degree in sports management from Georgetown.



BOB MCCARTNEY

Director of Video and Facilities

YEARS WITH STEELERS: 48

NFL EXPERIENCE: 48


Bob McCartney has had many responsibilities in his 48 years with the Steelers. He was named film director in 1973, until the advent of video in 1986 when the NFL went from film to videotape format.

McCartney has been a member of the organization for all six Super Bowl titles.

Prior to taking over the filming operation, McCartney worked in the Steelers' ticket office. He also currently serves as the Steelers' facility coordinator for their headquarters at the UPMC Rooney Sports Complex.

McCartney, a Pittsburgh native, attended South Hills Catholic High School. He graduated from Wheeling Jesuit University (Wheeling, W. Va.) in 1972 with a bachelor's degree in English.

Born in Pittsburgh, McCartney and his wife Gail have two children, daughter Kathleen and son Robert, who is a pro personnel director for the Tampa Bay Buccaneers. The couple also has four grandchildren, twin boys Jack and Braden, and granddaughters, Madison and Abigail.



John Norwig is in his 31st season as the Steelers' head athletic trainer and his 42nd year in athletic training.

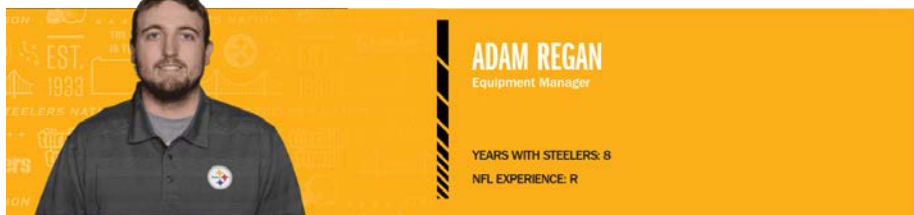
Norwig was honored twice in 2015 for his efforts and contributions throughout his career. In June, he was inducted to the Pennsylvania Athletic Trainers' Hall of Fame. In February, Norwig was honored with the Fain-Cain Memorial Award at the NFL Physicians Society Scientific Meeting and Symposium. The award is given annually to the Professional Football Athletic Trainers Society member who best reflects the virtues of a certified athletic trainer and displays the highest level of professionalism.

From February 2008 until February 2014, Norwig served as President of the Professional Football Athletic Trainers' Society. He also was chosen as a 2008 recipient of the Most Distinguished Athletic Trainer Award from the National Athletic Trainers' Association. The Steelers' athletic training staff was named 2008 Professional Football Athletic Training Staff of the Year by the Professional Football Athletic Training Society (PFATS).

Norwig's career began in 1979 as the athletic trainer at Bellefonte High School (Bellefonte, Pa.). Norwig then served six years as assistant athletic trainer and health education instructor at Penn State (1980-85). During that time he assisted the San Francisco 49ers at their 1984 training camp. He then became head athletic trainer at Vanderbilt (1986-91) before joining the Steelers.

Norwig earned a bachelor's degree in health and physical education from Penn State in 1979 and a master's in health education in 1984. He is a member of the American College of Sports Medicine, American Orthopedic Society for Sports Medicine, the Pennsylvania Athletic Trainer's Society and the National Athletic Trainers Association. In October of 2011, Norwig was named a Penn State Alumni Fellow, the highest award given by the Penn State Alumni Association recognizing those for their outstanding professional accomplishments.

Born in Hanover, Pa., Norwig and his wife Emily have three children, daughter Erin, and sons Nicholas and Luke. The Norwigs live in the North Hills of Pittsburgh.



Adam Regan is in his third year as the team's equipment manager and his eighth overall season with the team. He assists in field preparation for practices and games, setting up the locker rooms, and with any uniform and equipment needs for players.

Regan started as a ballboy in 2003. Since that time he has assisted the Steelers' equipment staff in a variety of ways, including serving as an equipment intern.

A native of Pittsburgh, Regan attended Duquesne University, graduating with a degree in professional communications and organizational leadership in 2008. Regan also attended local Central Catholic High School.

Adam is married to Ashley. The couple has two sons, Major and Beckham.



PLAYERS

PITTSBURGH STEELERS

2021

MEDIA GUIDE





DEMARKUS ACY

DEFENSIVE BACK

HEIGHT: 6-0

BIRTHPLACE: Dallas, TX

WEIGHT: 191

HOW ACQUIRED: FA '21

COLLEGE: Missouri

NFL EXPERIENCE: 1st year

BORN: Apr. 29, 1998 (23)

PRO CAREER

- ✦ Has yet to make NFL debut

TRANSACTIONS

- ✦ Signed a one-year contract with Pittsburgh on May 3, 2021
- ✦ Waived by Washington on Apr. 16, 2021
- ✦ Signed to the practice squad by Seattle on Nov. 21, 2020
- ✦ Signed to the practice squad by the Seahawks on Oct. 7, 2020
- ✦ Waived by San Francisco on Aug. 20, 2020
- ✦ Signed a one-year contract with the 49ers on Apr. 25, 2020

COLLEGE

- ✦ Appeared in 47 games (36 starts) during his four-year career at Missouri
- ✦ Registered 99 tackles, 23 passes defended, three interceptions, one forced fumble and one fumble recovery
- ✦ Started all 10 games in which he appeared in 2019 and tallied 15 tackles, five passes defended and one fumble recovery
- ✦ As a junior in 2018, earned Second-Team All-SEC honors after starting 13 games and recording 30 tackles, 13 passes defended and three interceptions
- ✦ In 2017, appeared in 13 games (12 starts) and notched 48 tackles, three passes defended and one forced fumble

PERSONAL

- ✦ Two-way player at Wilmer-Hutchins High School (Dallas, TX) where he finished with 146 tackles as a senior (63 solo) and 89 as a junior (47 solo)
- ✦ Hauled in three interceptions and returned them for 71 yards during his senior season and had one interception as a junior
- ✦ Standout on the offensive side of the ball as well, totaling 14 catches for 306 yards (21.9 per catch) with three scores
- ✦ Ran the ball 39 times for 181 yards (4.6 yards per carry) as a senior
- ✦ Had 39 pass break-ups over his final two years of high school football
- ✦ Ran track and field, qualifying for the state championships in the 200m dash
- ✦ A consensus three-star recruit by all the major recruiting services
- ✦ Ranked as high as the nation's No. 25 safety according to Scout.com and the No. 6 safety prospect in the state of Texas

DEMARKUS ACY'S NFL REGULAR SEASON DEFENSIVE STATISTICS

		TACKLES										INTERCEPTIONS					O. FUMB			ST			MISC			
DATE	TEAM	GP	GS	TK	S	A	TFL	YDS	SK	YDS	QBH	NO	YDS	LG	TD	PD	FF	FR	YDS	TK	S	A	FF	FR	S	A
2020	Seahawks	0	0	0	0	0	0	0	0.0	0.0	0	0	0	0	0	0	0	0	0	0	0	0	0	0	0	0
NFL TOTALS		0	0	0	0	0	0	0	0.0	0.0	0	0	0	0	0	0	0	0	0	0	0	0	0	0	0	0

2020 GAME-BY-GAME REGULAR-SEASON STATISTICS (SEAHAWKS)

			TACKLES							INTERCEPTIONS					O. FUMB			ST			MISC							
DATE	OPPONENT	P/S	TK	S	A	SK	YDS	TFL	YDS	QBH	NO	YDS	LG	TD	PD	FF	FR	YDS	TK	S	A	FF	FR	S	A	W/L	SCORE	
10/11	Vikings											PRACTICE SQUAD															W	27-26
10/25	at Cardinals											PRACTICE SQUAD															L	34-37+
11/01	49ers											PRACTICE SQUAD															W	37-27
11/08	at Bills											PRACTICE SQUAD															L	34-44
11/15	at Rams											NOT ON ROSTER															L	16-23
11/19	Cardinals											NOT ON ROSTER															W	28-21
11/30	at Eagles											PRACTICE SQUAD															W	23-17
12/06	Giants											PRACTICE SQUAD															L	12-17
12/13	Jets											PRACTICE SQUAD															W	40-3
12/20	at Washington											PRACTICE SQUAD															W	20-15
12/27	Rams											PRACTICE SQUAD															W	20-9
01/03	at 49ers											NOT ON ROSTER															W	26-23

+ - Overtime



MARCUS ALLEN

LINEBACKER

HEIGHT: 6-2

BIRTHPLACE Silver Spring, MD

WEIGHT: 215

HOW ACQUIRED: D5a '18

COLLEGE: Penn State

NFL EXPERIENCE: 2nd year

BORN: Aug. 7, 1996 (24)

PRO CAREER

- ✦ Has played in 17 games (two starts) over his three-year NFL career (all with the Steelers)
- ✦ Has registered 26 tackles, 15 solo stops, two tackles for loss and two quarterback hits

2020 (STEELERS)

- ✦ Played in 14 regular-season games (two starts)
- ✦ Recorded 24 tackles (14 solo), two tackles for loss and two quarterback hits
- ✦ Registered six special teams' tackles (five solo)
- ✦ Recorded 21 of his 24 tackles over the last four games of the season (inactive in Week 16)
- ✦ Made eight tackles (five solo) and one tackle for loss in first career start (Week 14 at Buffalo)
- ✦ Registered six tackles and a quarterback hit in Week 15 at Cincinnati
- ✦ Recorded seven tackles (six solo) with a tackle for loss in Week 17 at Cleveland

2019 (STEELERS)

- ✦ Spent the first 14 weeks of the season on the Steelers' practice squad before being promoted to the active roster
- ✦ Saw action in one game (Week 17 at Baltimore)

2018 (STEELERS)

- ✦ Saw action in two games during the regular season
- ✦ Made his NFL debut in Week 13 vs. San Diego

TRANSACTIONS

- ✦ Signed a one-year contract with Pittsburgh on Mar. 9, 2021
- ✦ Promoted to the Steelers active roster from the practice squad on Dec. 20, 2019
- ✦ Added to the Pittsburgh practice squad on Sept. 1, 2019
- ✦ Waived by the Steelers on Aug. 31, 2019
- ✦ Drafted by Pittsburgh with the first of its two fifth-round selections (148th overall) in the 2018 NFL Draft

COLLEGE

- ✦ Totaled 321 tackles at Penn State, ranking fifth in school history in career tackles and becoming the sixth player in program history to record at least 300 stops in a career
- ✦ Earned First-Team All-Big Ten accolades from the coaches and second-team honors from the media in 2017 after starting all 13 games and recording 72 tackles (46 solo) with one interception and forcing two fumbles
- ✦ Selected as a team captain in 2017
- ✦ Tabbed Third-Team All-Big Ten by the coaches and honorable mention by the media panel in 2016
- ✦ Named Big Ten Co-Defensive Player of the Week after a 22-tackle game vs. Minnesota in 2016
- ✦ Started all 14 games, notching 10 tackles or more in three games, en route to recording a career-best 110 tackles in 2016 to become the first safety to lead Penn State in tackles since 2002
- ✦ Honorable mention All-Big Ten by the coaches and media in 2015, finishing second on the defense with 81 tackles
- ✦ Started seven of 13 games played in 2014, tying for third on the squad with 58 tackles
- ✦ Graduated with a degree in broadcast journalism


PERSONAL

- ✦ Attended Dr. Henry Wise High School (Upper Marlboro, Md.)
- ✦ Posted 15 tackles and two fumble recoveries in three games as a senior before suffering an ankle injury
- ✦ Helped the Pumas advance to a perfect 14-0 record and the Maryland 4A State Championship as a junior, producing 70 tackles, three interceptions and 10 pass breakups
- ✦ Invited to participate in the Big 33 Classic and Maryland Crab Bowl following his senior year
- ✦ Son of Shawn and Latonya Allen
- ✦ Godson of Pro Football Hall of Fame running back Curtis Martin
- ✦ Full Name: Marcus Allen

MARCUS ALLEN'S NFL REGULAR SEASON DEFENSIVE STATISTICS

		TACKLES										INTERCEPTIONS				O. FUMB			ST				MISC			
DATE	TEAM	GP	GS	TK	S	A	TFL	YDS	SK	YDS	QBH	NO	YDS	LG	TD	PD	FF	FR	YDS	TK	S	A	FF	FR	S	A
2018	Steelers	2	0	2	1	1	0	0	0.0	0.0	0	0	0	0	0	0	0	0	0	0	0	0	0	0	0	0
2019	Steelers	1	0	0	0	0	0	0	0.0	0.0	0	0	0	0	0	0	0	0	0	0	0	0	0	0	0	0
2020	Steelers	14	2	24	14	10	2	3	0.0	0.0	2	0	0	0	0	0	0	0	0	6	5	1	0	0	0	0
NFL TOTALS		17	2	26	15	11	2	3	0.0	0.0	2	0	0	0	0	0	0	0	0	6	5	1	0	0	0	0

[illegible]



TYSON ALUALU

(AH-100 AH-100)

DEFENSIVE END

HEIGHT: 6-3	BIRTHPLACE: Honolulu, HI
WEIGHT: 304	HOW ACQUIRED: UFA '17
COLLEGE: California	NFL EXPERIENCE: 11th year
BORN: May, 12, 1987 (34)	

PRO CAREER

- ✦ Has played in 172 games (109 starts) over his 11-year NFL career (Jaguars 2010-16; Steelers 2017-20)
- ✦ His 172 games played ranks fourth among active NFL defensive linemen (Domata Peko, 214; Calais Campbell, 198; Ndamukong Suh, 174)
- ✦ Only Suh has played in more games among players selected in the 2010 NFL Draft
- ✦ Registered 397 tackles, 251 solo stops, 66 quarterback hits, 45 tackles for loss, 24.5 sacks, 14 passes defended, four forced fumbles and three fumble recoveries

2020 (STEELERS)

- ✦ Played in 15 regular-season games (10 starts)
- ✦ Registered 38 tackles, five quarterback hits, five passes defended, four tackles for loss, 2.0 sacks and one forced fumble
- ✦ Registered four tackles (three solo), two tackles for loss and one quarterback hit in Week 1 at N.Y. Giants
- ✦ Led the defensive line in tackles (five, three solo), took down QB Jeff Driskel for a 10-yard sack and added two quarterback hits, one pass defended and one tackle for loss
- ✦ Inactive in Week 9 at Dallas due to a knee injury
- ✦ Recorded four tackles (two solo) and strip-sacked QB Josh Allen in the second quarter in Week 14 at Buffalo

2019 (STEELERS)

- ✦ Saw action in 16 regular-season games (five starts)
- ✦ Registered 41 tackles (21 solo), 1.0 sack, two passes defended and one forced fumble
- ✦ His 41 tackles are the most he's recorded in a single season since joining the Steelers in 2017
- ✦ Sacked Cincinnati's Andy Dalton (-8 yards) with 1:56 left in the fourth quarter to end the game in Week 4
- ✦ Registered four tackles, two for loss, at Cleveland in Week 11
- ✦ Recorded four tackles (two solo), a forced fumble and a pass breakup in Week 15 vs. Buffalo

2018 (STEELERS)

- ✦ Saw action in 15 regular-season games (two starts)
- ✦ Recorded 22 tackles (12 solo)
- ✦ Inactive due to a shoulder injury in Week 2 vs. Kansas City
- ✦ Made his first start of the season and fifth with the Steelers at defensive end; recorded seven tackles (five solo) in Week 11 at Jacksonville

2017 (STEELERS)

- ✦ Saw action in all 16 regular-season games (five starts) and made his first career postseason appearance
- ✦ Set a single-season career high of 4.0 sacks
- ✦ Added 39 total tackles (25 solo) and one pass defended
- ✦ Recorded his first sack as a Steeler in Week 7 vs. Cincinnati, bringing down Andy Dalton for an 11-yard loss
- ✦ Talled single-game career highs in tackles (eight) and sacks (2.0) in Week 17; first multi-sack game of his NFL career

2016 (JAGUARS)

- ✦ Played in 14 regular-season games (10 starts)
- ✦ Inactive in both Week 1 vs. Green Bay and Week 2 at San Diego
- ✦ Registered 36 tackles, six tackles for loss, 2.5 sacks and one forced fumble

2015 (JAGUARS)

- ✦ Played in all 16 regular-season games for the sixth consecutive season (13 starts)
- ✦ Notched 26 tackles, 2.0 sacks, a single-season career-high two pass breakups and recovered the third fumble of his career
- ✦ Recorded a three-yard reception, the first of his career, for a first down in Week 2 at Miami
- ✦ Registered his second sack of the season and caught his second career pass, a 16-yard reception in Week 12 at Tennessee
- ✦ Blocked a fourth-quarter field goal attempt, his first career block, in Week 16 at New Orleans

2014 (JAGUARS)

- ✦ Played in all 16 regular-season games
- ✦ Totaled 30 tackles and 2.0 sacks
- ✦ Registered a season-high seven tackles in Week 2 at Washington

2013 (JAGUARS)

- ✦ Started all 16 regular-season games for the fourth consecutive season
- ✦ Recorded 44 tackles, 1.5 sacks, eight QB pressures and one pass breakup
- ✦ Registered a season-high six tackles on two occasions (Week 7 vs. San Diego and Week 15 vs. Buffalo)
- ✦ Sacked Andrew Luck for a 10-yard loss, his first full sack of the season, in Week 4 vs. Indianapolis

2012 (JAGUARS)

- ✦ Started all regular-season games
- ✦ Recorded a single-season career-high 45 tackles
- ✦ Matched single-season career-highs in sacks (3.5) and fumble recoveries (one)

- ✦ Started all 16 regular-season games
- ✦ Tallied 40 tackles, 2.5 sacks, one pass breakup, one forced fumble and one fumble recovery
- ✦ Recorded a season-high four tackles on four separate occasions (Week 2 at N.Y. Jets, Week 5 vs. Cincinnati, Week 8 at Houston, Week 12 vs. Houston)
- ✦ Sacked Ben Roethlisberger for a 3-yard loss in Week 6 vs. Pittsburgh

- ✦ Started all 16 regular-season games in his rookie season
- ✦ Second rookie defensive lineman in franchise history to start every game in his first season
- ✦ Set a single-season career-high with 3.5 sacks, which were also the second-most on the team
- ✦ Started in his NFL debut vs. Denver and registered his first career sack, taking down Kyle Orton

- ✦ Signed a two-year contract with Pittsburgh as an unrestricted free agent on March 27, 2021
- ✦ Signed a two-year contract extension with the Steelers as an unrestricted free agent on Feb. 22, 2019
- ✦ Signed a two-year contract with Pittsburgh as an unrestricted free agent on March 21, 2017
- ✦ Signed a two-year contract extension with Jacksonville on March 7, 2015
- ✦ Signed a five-year contract with the Jaguars on Aug. 2, 2010
- ✦ Drafted by Jacksonville in the first round (10th overall) of the 2010 NFL Draft

- ✦ Was a four-year letterman at California (2006-09)
- ✦ Played in 52 games (40 starts)
- ✦ Never missed a game and started 39 consecutive games to complete his career
- ✦ Career totals included 195 tackles, 26.0 tackles for loss, 16.0 sacks, seven pass breakups, four forced fumbles and four fumble recoveries
- ✦ Three-time winner of the Brick Muller Award as team's most valuable defensive lineman (2007-09)
- ✦ Named All-Pac-10 First-Team by the coaches and media in back-to-back years (2008-09)
- ✦ Graduated with a degree in ethnic studies

- ✦ Attended St. Louis High School (Honolulu, Hawaii)
- ✦ Twotime all-state selection by the *Honolulu Star Bulletin*
- ✦ As a senior, he was named the Interscholastic Hawaiian League Defensive Player of the Year and earned a spot on Prep Star's All-Far West Region team
- ✦ Son of Ta'avao and Levaa'i Alualu
- ✦ One of nine children
- ✦ He and his wife Desire have four sons, Tyree, Tyden, Tyten and Tyson-Jaxx and two daughters, Dereon and Deonne Skye
- ✦ Full name: Tyron Asi Alualu (AH-loo AH-loo)

		TFL YARDS									INTERCEPTIONS							ST						MISC.						
DATE	TEAM	GP	GS	Tk	S	A	TFL	YDS	SK	YDS	QBH	N0	NYS	Lt	Dl	Pd	Ff	Rm	Fyds	Tk	S	A	Ff	FR	SR	A	Ff	FR	SR	A
2010	Jaguars	16	16	38	29	9	7	0	3.5	24.5	9	0	0	0	0	1	0	0	0	0	0	0	0	0	0	0	0	0	0	0
2011	Jaguars	16	16	40	21	19	3	0	2.5	8.5	8	0	0	0	0	1	1	1	7	0	0	0	0	0	0	0	0	0	0	0
2012	Jaguars	16	16	45	34	11	3	0	3.5	21.5	4	0	0	0	0	1	1	1	0	0	0	0	0	0	0	0	0	0	0	0
2013	Jaguars	16	16	42	33	9	3	12	1.5	12.5	9	0	0	0	0	1	0	0	0	0	0	0	0	0	0	0	0	0	0	0
2014	Jaguars	16	0	30	13	17	2	3	2.0	3.0	5	0	0	0	0	0	0	0	0	0	0	0	0	0	0	0	0	0	0	0
2015	Jaguars	16	13	26	18	8	6	27	2.0	17.0	10	0	0	0	0	2	0	1	0	0	0	0	0	0	0	0	0	0	0	0
2016	Jaguars	14	10	36	28	8	6	31	2.5	14.0	6	0	0	0	0	0	1	0	0	1	1	0	0	0	0	0	0	0	0	0
2017	Steelers	16	5	39	25	14	6	27	4.0	27.0	6	0	0	0	0	1	0	0	0	0	0	0	0	0	0	0	0	0	0	0
2018	Steelers	15	2	22	12	10	1	1	0.0	0.0	1	0	0	0	0	0	0	0	0	0	0	0	0	0	0	0	0	0	0	0
2019	Steelers	16	5	41	21	20	4	15	1.0	8.0	3	0	0	0	0	2	1	0	0	0	0	0	0	0	0	0	0	0	0	0
2020	Steelers	15	10	38	17	21	4	16	2.0	18.0	5	0	0	0	0	5	1	0	0	0	0	0	0	0	0	0	0	0	0	0
NFL TOTALS		172	109	397	251	146	45	132	24.5	154.0	66	0	0	0	0	14	4	3	7	1	1	0	0	0	0	0	0	0	0	0

[illegible]

SINGLE-GAME HIGHS: DEFENSIVE

Total Tackles	8 vs. Cleveland Browns, Dec 31, 2017 7 at Jacksonville Jaguars, Nov 18, 2018 ...1 more at 7.	Fumble Recoveries	1 at Baltimore Ravens, Nov 15, 2015 1 at Miami Dolphins, Dec 16, 2012 ...1 more at 1.
Sacks	2.0 vs. Cleveland Browns, Dec 31, 2017 1.0 at Buffalo Bills, Dec 13, 2020 ...19 more at 1.0.	Tackles For Loss	4 vs. Cleveland Browns, Dec 31, 2017 2 at New York Giants, Sep 14, 2020 ...3 more at 2.
Passes Defensed	1 at Cleveland Browns, Jan 03, 2021 1 at Jacksonville Jaguars, Nov 22, 2020 ...12 more at 1.	Special Teams Tackles	1 vs. Baltimore Ravens, Sep 25, 2016
Forced Fumbles	1 at Buffalo Bills, Dec 13, 2020 1 vs. Buffalo Bills, Dec 15, 2019 ...2 more at 1.		

SINGLE-GAME HIGHS - POSTSEASON: DEFENSIVE

Total Tackles	3 vs. Cleveland Browns, Jan 10, 2021 1 vs. Jacksonville Jaguars, Jan 14, 2018
---------------	--

SINGLE-GAME HIGHS: RUSHING/RECEIVING

Rush Attempts	1 vs. Buffalo Bills, Oct 25, 2015	Kickoff Returns	1 at Baltimore Ravens, Dec 14, 2014
Receptions	1 at Tennessee Titans, Dec 06, 2015 1 vs. Miami Dolphins, Sep 20, 2015	Kickoff Return Yards	12 at Baltimore Ravens, Dec 14, 2014
Receiving Yards	16 at Tennessee Titans, Dec 06, 2015 3 vs. Miami Dolphins, Sep 20, 2015	Longest Kickoff Return	12 at Baltimore Ravens, Dec 14, 2014
Longest Receptions	16 at Tennessee Titans, Dec 06, 2015 3 vs. Miami Dolphins, Sep 20, 2015	Special Teams Tackles	1 vs. Baltimore Ravens, Sep 25, 2016
All-Purpose Yards	16 at Tennessee Titans, Dec 06, 2015 12 at Baltimore Ravens, Dec 14, 2014		

2010 GAME-BY-GAME REGULAR-SEASON STATISTICS (JAGUARS)

DATE	OPPONENT	P/S	TACKLES							INTERCEPTIONS					O. FUMB		ST					MISC		W/L	SCORE		
			TK	S	A	SK	YDS	TFL	YDS	QBH	NO	YDS	LG	TD	PD	FF	FR	YDS	TK	S	A	FF	FR			S	A
09/12	Broncos	S	3	3	0	1.0	6.0	1	0	1	0	0	0	0	0	0	0	0	0	0	0	0	0	0	W	24-17	
09/19	at Chargers	S	3	2	1	0.0	0.0	0	0	0	0	0	0	0	0	0	0	0	0	0	0	0	0	0	L	13-38	
09/26	Eagles	S	3	2	1	0.5	3.5	0	0	3	0	0	0	0	0	0	0	0	0	0	0	0	0	0	L	3-28	
10/03	Colts	S	0	0	0	0.0	0.0	0	0	0	0	0	0	0	0	0	0	0	0	0	0	0	0	0	W	31-28	
10/10	at Bills	S	3	3	0	0.0	0.0	1	0	0	0	0	0	0	0	0	0	0	0	0	0	0	0	0	W	36-26	
10/18	Titans	S	5	4	1	0.0	0.0	0	0	1	0	0	0	0	0	0	0	0	0	0	0	0	0	0	L	3-30	
10/24	at Chiefs	S	4	1	3	0.0	0.0	0	0	0	0	0	0	0	0	0	0	0	0	0	0	0	0	0	L	20-42	
10/31	at Cowboys	S	2	2	0	1.0	8.0	2	0	1	0	0	0	0	0	0	0	0	0	0	0	0	0	0	W	35-17	
11/14	Texans	S	1	1	0	0.0	0.0	0	0	0	0	0	0	0	0	0	0	0	0	0	0	0	0	0	W	31-24	
11/21	Browns	S	2	2	0	1.0	7.0	1	0	1	0	0	0	0	1	0	0	0	0	0	0	0	0	0	W	24-20	
11/28	at Giants	S	3	1	2	0.0	0.0	1	0	0	0	0	0	0	0	0	0	0	0	0	0	0	0	0	L	20-24	
12/05	at Titans	S	1	1	0	0.0	0.0	0	0	1	0	0	0	0	0	0	0	0	0	0	0	0	0	0	W	17-6	
12/12	Raiders	S	1	1	0	0.0	0.0	0	0	0	0	0	0	0	0	0	0	0	0	0	0	0	0	0	W	38-31	
12/19	at Colts	S	2	2	0	0.0	0.0	0	0	1	0	0	0	0	0	0	0	0	0	0	0	0	0	0	L	24-34	
12/26	Washington	S	2	2	0	0.0	0.0	1	0	0	0	0	0	0	0	0	0	0	0	0	0	0	0	0	L	17-20+	
01/02	at Texans	S	3	2	1	0.0	0.0	0	0	0	0	0	0	0	0	0	0	0	0	0	0	0	0	0	L	17-34	
2010 TOTALS			16-16	38	29	9	3.5	24.5	7	0	9	0	0	0	0	1	0	0	0	0	0	0	0	0	8-8		
+ - Overtime																											

2011 GAME-BY-GAME REGULAR-SEASON STATISTICS (JAGUARS)

DATE	OPPONENT	P/S	TACKLES							INTERCEPTIONS					O. FUMB			ST					MISC		W/L	SCORE
			TK	S	A	SK	YDS	TFL	YDS	QBH	NO	YDS	LG	TD	PD	FF	FR	YDS	TK	S	A	FF	FR	S		
09/11	Titans	S	2	1	1	0.0	0.0	0	0	0	0	0	0	1	0	0	0	0	0	0	0	0	0	0	W	16-14
09/18	at Jets	S	4	4	0	0.0	0.0	0	0	1	0	0	0	0	0	0	0	0	0	0	0	0	0	0	L	3-32
09/25	at Panthers	S	3	1	2	0.0	0.0	1	0	0	0	0	0	0	0	0	0	0	0	0	0	0	0	0	L	10-16
10/02	Saints	S	2	2	0	0.0	0.0	0	0	0	0	0	0	0	0	0	0	0	0	0	0	0	0	0	L	10-23
10/09	Bengals	S	4	0	4	0.0	0.0	0	0	1	0	0	0	0	0	0	0	0	0	0	0	0	0	0	L	20-30
10/16	at Steelers	S	3	3	0	1.0	3.0	1	0	1	0	0	0	0	0	0	0	0	0	0	0	0	0	0	L	13-17
10/24	Ravens	S	0	0	0	0.0	0.0	0	0	0	0	0	0	0	0	0	0	0	0	0	0	0	0	0	W	12-7
10/30	at Texans	S	4	4	0	0.0	0.0	0	0	1	0	0	0	0	0	0	0	0	0	0	0	0	0	0	L	14-24
11/13	at Colts	S	3	0	3	0.0	0.0	0	0	0	0	0	0	0	0	1	7	0	0	0	0	0	0	0	W	17-3
11/20	at Browns	S	3	1	2	0.5	3.5	0	0	1	0	0	0	0	0	0	0	0	0	0	0	0	0	0	L	10-14
11/27	Texans	S	4	1	3	0.0	0.0	0	0	0	0	0	0	0	0	0	0	0	0	0	0	0	0	0	L	13-20
12/05	Chargers	S	2	2	0	0.0	0.0	0	0	2	0	0	0	0	0	0	0	0	0	0	0	0	0	0	L	14-38
12/11	Buccaneers	S	3	2	1	1.0	2.0	1	0	1	0	0	0	0	1	0	0	0	0	0	0	0	0	0	W	41-14
12/15	at Falcons	S	2	0	2	0.0	0.0	0	0	0	0	0	0	0	0	0	0	0	0	0	0	0	0	0	L	14-41
12/24	at Titans	S	0	0	0	0.0	0.0	0	0	0	0	0	0	0	0	0	0	0	0	0	0	0	0	0	L	17-23
01/01	Colts	S	1	0	1	0.0	0.0	0	0	0	0	0	0	0	0	0	0	0	0	0	0	0	0	0	W	19-13
2011 TOTALS			16-16	40	21	19	2.5	8.5	3	0	8	0	0	0	0	1	1	1	7	0	0	0	0	0	5-11	


DATE	OPPONENT	P/S	TACKLES							INTERCEPTIONS				F. FUMB			ST			MISC		W/L	SCORE			
			TK	S	A	SK	YDS	TFL	YDS	QBH	NO	YDS	LG	TD	PD	FF	FR	YDS	TK	S	A			FF	FR	S
09/14	at Giants	S	4	3	1	0.0	0.0	2	4	1	0	0	0	0	0	0	0	0	0	0	0	0	0	W	26-16	
09/20	Broncos	P	5	3	2	1.0	10.0	1	10	2	0	0	0	0	1	0	0	0	0	0	0	0	0	W	26-21	
09/27	Texans	P	1	1	0	0.0	0.0	0	0	0	0	0	0	1	0	0	0	0	0	0	0	0	0	W	28-21	
10/11	Eagles	S	2	0	2	0.0	0.0	0	0	0	0	0	0	0	0	0	0	0	0	0	0	0	0	W	38-29	
10/18	Browns	S	2	1	1	0.0	0.0	0	0	0	0	0	0	0	1	0	0	0	0	0	0	0	0	W	38-7	
10/25	at Titans	S	2	1	1	0.0	0.0	0	0	0	0	0	0	0	0	0	0	0	0	0	0	0	0	W	27-24	
11/01	at Ravens	S	0	0	0	0.0	0.0	0	0	0	0	0	0	0	0	0	0	0	0	0	0	0	0	W	28-24	
11/08	at Cowboys										ON INACTIVE LIST														W	24-19
11/15	Bengals	P	3	1	2	0.0	0.0	0	0	0	0	0	0	0	0	0	0	0	0	0	0	0	0	W	36-10	
11/22	at Jaguars	S	0	0	0	0.0	0.0	0	0	0	0	0	0	1	0	0	0	0	0	0	0	0	0	W	27-3	
12/02	Ravens	S	1	1	0	0.0	0.0	0	0	1	0	0	0	0	0	0	0	0	0	0	0	0	0	W	19-14	
12/07	Washington	P	4	0	4	0.0	0.0	0	0	0	0	0	0	0	0	0	0	0	0	0	0	0	0	L	17-23	
12/13	at Bills	P	4	2	2	1.0	8.0	0	0	1	0	0	0	0	1	0	0	0	0	0	0	0	0	L	15-26	
12/21	at Bengals	S	5	2	3	0.0	0.0	0	0	0	0	0	0	0	0	0	0	0	0	0	0	0	0	L	17-27	
12/27	Colts	S	3	2	1	0.0	0.0	1	2	0	0	0	0	0	0	0	0	0	0	0	0	0	0	W	28-24	
01/03	at Browns	S	2	0	2	0.0	0.0	0	0	0	0	0	0	0	1	0	0	0	0	0	0	0	0	L	22-24	
2020 TOTALS			15-10	38	17	2.1	2.0	18.0	4	16	5	0	0	0	0	5	1	0	0	0	0	0	0	0	12-4	

[illegible][illegible]

[illegible]

→ → → → → → → →

[illegible]



KALEN BALLAGE

(bull-AHGE) RUNNING BACK

HEIGHT: 6-2	BIRTHPLACE: Falcon, Colo.
WEIGHT: 231	HOW ACQUIRED: FA '20
COLLEGE: Arizona State	NFL EXPERIENCE: 4th year
BORN: Dec. 22, 1995 (25)	

PRO CAREER

- ✦ Has played in 35 games (eight starts) over his three-year NFL career (Miami, 2018-19; N.Y. Jets 2020, L.A. Chargers 2020)
- ✦ Has rushed for 629 yards and seven TDs on 201 carries (3.1 yards per rush)
- ✦ Has caught 52 passes for 285 yards

2020 (CHARGERS)

- ✦ Played in eight regular-season games (started two)
- ✦ Rushed for 290 yards and three TDs on 88 carries (3.3 yards per rush)
- ✦ Caught 20 passes for 99 yards

2020 (JETS)

- ✦ Played in three regular-season games
- ✦ Rushed for 13 yards on three carries (4.3 yards per rush)
- ✦ Caught nine passes for 67 yards

2019 (DOLPHINS)

- ✦ Played in 12 regular-season games (six starts)
- ✦ Missed the rest of the season after being placed on injured reserve on Dec. 3
- ✦ Rushed for 135 yards and three TDs on 74 carries (1.8 yards per rush)
- ✦ Caught 14 passes for 63 yards

2018 (DOLPHINS)

- ✦ Played in 12 regular-season games
- ✦ Inactive for four games
- ✦ Rushed for 191 yards and one TD on 36 carries (5.3 yards per rush)
- ✦ Caught nine passes for 56 yards
- ✦ Ran for 123 yards, including a 75-yard TD, on 12 carries in Week 15 vs. Minnesota
- ✦ The 75-yard TD run was the second-longest run by a Dolphins rookie and longest since 1977
- ✦ His 123 yards rushing were the most by a Dolphins rookie since 2005

TRANSACTIONS

- ✦ Signed a one-year contract with Pittsburgh on Mar. 30, 2021
- ✦ Promoted to the L.A. Chargers active roster from the practice squad on Nov. 14, 2020
- ✦ Signed to the Chargers practice squad on Nov. 9, 2020
- ✦ Promoted to the L.A. Chargers active roster from the practice squad on Nov. 8, 2020
- ✦ Signed to the Chargers practice squad on Oct. 9, 2020
- ✦ Waived by the N.Y. Jets on Oct. 6, 2020
- ✦ Signed a one-year contract with the Jets on Sept. 15, 2020
- ✦ Waived by Miami on Sept. 5, 2020
- ✦ Signed a four-year contract with the Dolphins on June 6, 2018
- ✦ Drafted by Miami in the fourth round (131st overall) in the 2018 NFL Draft

COLLEGE

- ✦ Four-year letterman and two-year starter at Arizona State (2014-17)
- ✦ Played in 47 games (17 starts)
- ✦ Rushed for 1,984 yards and 27 TDs on 450 carries (4.4 yards per rush)
- ✦ Caught 82 passes for 684 yards and two TDs
- ✦ Finished career sixth in school history in rushing TDs
- ✦ Tied an FBS record with eight TDs against Texas Tech (Sept. 10, 2016) and is the only player to total eight TDs in a single game vs. an FBS opponent

PERSONAL

- ✦ Rushed for 2,690 career yards on 318 carries (8.5 avg.) with 35 TDs in three varsity seasons at Falcon H.S.
- ✦ Caught 40 passes for 671 yards (16.8 avg.) with 12 TDs and totaled 3,981 career all-purpose yards
- ✦ Carried 206 times for 1,943 yards (9.4 avg.) with 25 TDs as a senior in 2013 and added 16 receptions for 360 yards (22.5 avg.) with six scores for 2,628 all-purpose yards in his final season
- ✦ Listed by Rivals.com as the sixth-best athlete prospect in the country and a four-star recruit
- ✦ Ranked by 24-7 Sports as the No. 27 athlete recruit in the nation
- ✦ Rated by Scout.com as the No. 52 running back recruit in the nation
- ✦ Tabbed by ESPN as the No. 52 athlete prospect in the nation

KALEN BALLAGE'S NFL REGULAR SEASON RUSHING/RECEIVING STATISTICS

DATE	TEAM	GP	GS	RUSHING					RECEIVING				
				NO.	YDS.	AVG.	LG	TD	NO.	YDS.	AVG.	LG	TD
2018	Dolphins	12	0	36	191	5.3	75t	1	9	56	6.2	31	0
2019	Dolphins	12	6	74	135	1.8	8	3	14	63	4.5	13	0
2020	Dolphins	0	0	0	0	0.0	0	0	0	0	0.0	0	0
Went from Miami to N.Y. Jets.													
2020	Jets	3	0	3	13	4.3	5	0	9	67	7.4	21	0
Went from N.Y. Jets to L.A. Chargers.													
2020	Chargers	7	2	88	290	3.3	17	3	20	99	5.0	16	0
2020	TOTAL	10	2	91	303	3.3	17	3	29	166	5.7	21	0
NFL TOTALS		34	8	201	629	3.1	75T	7	52	285	5.5	31	0

KALEN BALLAGE'S NFL REGULAR SEASON RETURN STATISTICS

DATE	TEAM	RET.	KICKOFF RETURNS					PUNT RETURNS				
			YDS.	AVG.	LG	TD	NO.	FC	YDS.	AVG.	LG	TD
2018	Dolphins	2	26	13.0	16	0	0	0	0	0.0	0	0
2019	Dolphins	0	0	0.0	0	0	0	0	0	0.0	0	0
2020	Dolphins	0	0	0.0	0	0	0	0	0	0.0	0	0
Went from Miami to N.Y. Jets.												
2020	Jets	0	0	0.0	0	0	0	0	0	0.0	0	0
Went from N.Y. Jets to L.A. Chargers.												
2020	Chargers	0	0	0.0	0	0	0	0	0	0.0	0	0
2020	TOTAL	0	0	0.0	0	0	0	0	0	0.0	0	0
NFL TOTALS		2	26	13.0	16	0	0	0	0	0.0	0	0

SINGLE-GAME HIGHS: RUSHING/RECEIVING

Rush Attempts	20 at Indianapolis Colts, Nov 10, 2019 18 at Miami Dolphins, Nov 15, 2020	All-Purpose Yards	121 at Minnesota Vikings, Dec 16, 2018 102 at Miami Dolphins, Nov 15, 2020
Rushing Yards	123 at Minnesota Vikings, Dec 16, 2018 69 at Los Angeles Chargers, Nov 08, 2020	Kickoff Returns	1 at Buffalo Bills, Dec 30, 2018 1 vs. New England Patriots, Dec 09, 2018
Longest Runs	75t at Minnesota Vikings, Dec 16, 2018 17 vs. New York Jets, Nov 22, 2020	Kickoff Return Yards	16 vs. New England Patriots, Dec 09, 2018 10 at Buffalo Bills, Dec 30, 2018
Rushing TDs	1 at Kansas City Chiefs, Jan 03, 2021 1 at Las Vegas Raiders, Dec 17, 2020 ...5 more at 1.	Longest Kickoff Return	16 vs. New England Patriots, Dec 09, 2018 10 at Buffalo Bills, Dec 30, 2018
Receptions	7 vs. New York Jets, Nov 22, 2020 5 at Miami Dolphins, Nov 15, 2020 ...2 more at 5.	Special Teams Tackles	1 vs. New England Patriots, Sep 15, 2019 1 vs. Jacksonville Jaguars, Dec 23, 2018 ...2 more at 1.
Receiving Yards	44 at Indianapolis Colts, Sep 27, 2020 39 vs. Jacksonville Jaguars, Dec 23, 2018	Miscellaneous Tackles	1 at Buffalo Bills, Dec 30, 2018
Longest Receptions	31 vs. Jacksonville Jaguars, Dec 23, 2018 21 at Indianapolis Colts, Sep 27, 2020	Most TDs	1 at Kansas City Chiefs, Jan 03, 2021 1 at Las Vegas Raiders, Dec 17, 2020 ...5 more at 1.

100-YARD RUSHING GAMES (1): REGULAR SEASON

DATE	TEAM	ATT.	YDS.	AVG.	LG	TD
12/16/18	at Vikings	12	123	10.3	75t	1

2018 GAME-BY-GAME REGULAR-SEASON STATISTICS (DOLPHINS)

DATE	OPPONENT	P/S	RUSHING					RECEIVING					W/L	SCORE
			NO.	YDS.	AVG.	LG	TD	NO.	YDS.	AVG.	LG	TD		
09/09	Titans						INACTIVE						W	27-20
09/16	at Jets						INACTIVE						W	20-12
09/23	Raiders						INACTIVE						W	28-20
09/30	at Patriots	P	1	3	3.0	3	0	0	0	0.0	0	0	L	7-38
10/07	at Bengals	P	1	2	2.0	2	0	0	0	0.0	0	0	L	17-27
10/14	Bears						INACTIVE						W	31-28+
10/21	Lions	P	0	0	0.0	0	0	0	0	0.0	0	0	L	21-32
10/25	at Texans	P	1	5	5.0	5	0	0	0	0.0	0	0	L	23-42
11/04	Jets	P	1	-2	-2.0	-2	0	2	17	8.5	9	0	W	13-6
11/11	at Packers	P	0	0	0.0	0	0	1	6	6.0	6	0	L	12-31
11/25	at Colts	P	0	0	0.0	0	0	2	-5	-2.5	-2	0	L	24-27
12/02	Bills	P	4	3	0.8	8	0	0	0	0.0	0	0	W	21-17
12/09	Patriots	P	0	0	0.0	0	0	0	0	0.0	0	0	W	34-33
12/16	at Vikings	P	12	123	10.3	75t	1	1	-2	-2.0	-2	0	L	17-41
12/23	Jaguars	P	4	10	2.5	6	0	2	39	19.5	31	0	L	7-17
12/30	at Bills	P	12	47	3.9	16	0	1	1	1.0	1	0	L	17-42
2018 TOTALS		12-0	36	191	5.3	75T	1	9	56	6.2	31	0	7-9	

+ - Overtime

2019 GAME-BY-GAME REGULAR-SEASON STATISTICS (DOLPHINS)


DATE	OPPONENT	P/S	RUSHING					RECEIVING					W/L	SCORE
			NO.	YDS.	AVG.	LG	TD	NO.	YDS.	AVG.	LG	TD		
09/08	Ravens	S	5	-1	-0.2	6	0	1	13	13.0	13	0	L	10-59
09/15	Patriots	S	4	6	1.5	3	0	1	6	6.0	6	0	L	0-43
09/22	at Cowboys	P	8	17	2.1	6	0	1	10	10.0	10	0	L	6-31
09/29	Chargers	P	2	7	3.5	6	0	0	0	0.0	0	0	L	10-30
10/13	Washington	P	3	7	2.3	6	1	0	0	0.0	0	0	L	16-17
10/20	at Bills	P	3	7	2.3	3t	1	0	0	0.0	0	0	L	21-31
10/28	at Steelers	P	3	8	2.7	4	0	1	11	11.0	11	0	L	14-27
11/03	Jets	P	7	19	2.7	8	0	0	0	0.0	0	0	W	26-18
11/10	at Colts	S	20	43	2.2	7	0	4	2	0.5	3	0	W	16-12
11/17	Bills	S	9	9	1.0	7	1	5	8	1.6	7	0	L	20-37
11/24	at Browns	S	7	13	1.9	4	0	1	13	13.0	13	0	L	24-41
12/01	Eagles	S	3	0	0.0	1	0	0	0	0.0	0	0	W	37-31
12/08	at Jets												L	21-22
12/15	at Giants												L	20-36
12/22	Bengals												W	38-35+
12/29	at Patriots												W	27-24
2019 TOTALS			12-6	74	135	1.8	8	3	14	63	4.5	13	0	5-11

+ - Overtime

2020 GAME-BY-GAME REGULAR-SEASON STATISTICS (DOLPHINS/JETS/CHARGERS)

DATE	OPPONENT	P/S	RUSHING					RECEIVING					W/L	SCORE
			NO.	YDS.	AVG.	LG	TD	NO.	YDS.	AVG.	LG	TD		
09/13	at Patriots												L	11-21
09/20	49ers	P	1	5	5.0	5	0	2	12	6.0	8	0	L	13-31
09/27	at Colts	P	2	8	4.0	4	0	5	44	8.8	21	0	L	7-36
10/01	Broncos	P	0	0	0.0	0	0	2	11	5.5	7	0	L	28-37
10/11	Cardinals												L	10-30
10/18	at Dolphins												L	0-24
10/25	Bills												L	10-18
11/01	at Chiefs												L	9-35
11/09	Patriots												L	27-30
11/15	at Dolphins	S	18	68	3.8	11	0	5	34	6.8	16	0	L	21-29
11/22	Jets												W	34-28
11/29	at Bills												L	17-27
12/06	Patriots	P	7	34	4.9	8	0	3	5	1.7	5	0	L	0-45
12/13	Falcons	P	7	14	2.0	5	0	1	6	6.0	6	0	W	20-17
12/17	at Raiders	P	8	11	1.4	9	1	0	0	0.0	0	0	W	30-27+
12/27	Broncos	P	4	14	3.5	5	0	2	12	6.0	9	0	W	19-16
01/03	at Chiefs	P	13	36	2.8	9	1	0	0	0.0	0	0	W	38-21
2020 TOTALS			9-1	60	190	3.2	11	2	20	124	6.2	21	0	5-12

+ - Overtime



ZACH BANNER

OFFENSIVE TACKLE

HEIGHT: 6-8	BIRTHPLACE Lakewood, WA
WEIGHT: 335	HOW ACQUIRED: FA '19
COLLEGE: USC	NFL EXPERIENCE: 5th year
BORN: Dec. 25, 1993 (27)	

PRO CAREER

- ✦ Has played in 23 games (two starts) over his four-year NFL career (Browns 2017; Colts 2017; Steelers 2018-20)
- ✦ Made NFL debut in Week 10 of 2017 at Detroit
- ✦ Made NFL starting debut in Week 12 of 2019 at Cincinnati

2020 (STEELERS)

- ✦ Played in one regular-season game (one start) before suffering a season-ending injury
- ✦ Earned second career start in Week 1 at N.Y. Giants
- ✦ Placed on the Reserve/Injured List in Week 2 and missed the rest of the season

2019 (STEELERS)

- ✦ Played in 14 regular-season games (one start)
- ✦ Made his Steelers debut in Week 2 vs. Seattle
- ✦ Made NFL starting debut in Week 12 at Cincinnati

2018 (STEELERS)

- ✦ Inactive for all 16 regular-season games

2017 (BROWNS/COLTS)

- ✦ Played in eight regular-season games (no starts) for Cleveland
- ✦ Spent training camp with Indianapolis before being released prior to Week 1

TRANSACTIONS

- ✦ Signed a two-year contract extension with Pittsburgh on Mar. 16, 2021
- ✦ Signed a one-year contract extension with the Steelers on Mar. 17, 2020
- ✦ Signed two-year contract with Pittsburgh on Aug. 12, 2018
- ✦ Waived by Carolina on May 31, 2018
- ✦ Claimed off waivers by the Panthers on Mar. 16, 2018
- ✦ Waived by Cleveland on Mar. 15, 2018
- ✦ Claimed off waivers by the Browns on Sept. 4, 2017
- ✦ Waived by Indianapolis on Sept. 3, 2017
- ✦ Signed a four-year contract with Indianapolis on May 15, 2017
- ✦ Drafted by the Colts in the fourth round (137th overall) of the 2017 NFL Draft

COLLEGE

- ✦ Played in 39 games (37 starts), seeing action at both tackle positions at USC (2013-16)
- ✦ Started 10 of 10 games as a senior in 2017
- ✦ As a junior, started 12 times at right tackle and twice at left tackle and made 2015 *College Football News* Third-Team All-American and First-Team All-Pac-12, as well as AP Second-Team All-Pac-12
- ✦ Captured USC's Offensive Lineman of the Year Award in 2015
- ✦ As a sophomore in 2014, started all games at right tackle and made *College Football News* Sophomore All-American honorable mention
- ✦ Played briefly as a backup offensive tackle as a redshirt freshman in 2013, appearing in two early season games before he was sidelined the rest of the year with an injury that required surgery on both hips
- ✦ Redshirted in 2012
- ✦ Also played basketball for USC in 2013, but didn't see any action
- ✦ Graduated with a degree in sociology

PERSONAL

- ✦ Attended Lakes High School (Lakewood, Wash.)
- ✦ As a senior, his 2011 honors included USA Today first-team All-USA, Super Prep All-American, Prep Star All-American, SI.com first-team All-American, Max Preps second-team All-American, Max Preps first-team All-American Medium Schools, Prep Star Top 150 Dream Team, ESPN 150, Super Prep All-Farwest, Prep Star All-West, Tacoma News Tribune Western 100, Seattle Times All-State, Orange County Register Feb 15 First Team, Tacoma News Tribune Northwest Nuggets and Tacoma News Tribune first-team all-area
- ✦ Following his senior season, was a finalist for the 2012 Watkins Award, given to the nation's top American high school scholar-athlete
- ✦ As a junior in 2010, made USA Today first-team All-USA, Max Preps second-team All-American, Max Preps first-team All-American Medium Schools, Max Preps Junior first-team All-American and first-team All-State 3-A
- ✦ Also played basketball at Lakes, helping the team to the 2011 state 3A title

[illegible][illegible]

DATE	TEAM	GP	GS
2017	Browns	8	0
			Went from Cleveland to Indianapolis .
2017	Colts	0	0
2017	TOTAL	8	0
2018	Steelers	0	0
2019	Steelers	14	1
2020	Steelers	1	1
NFL TOTALS		23	2

DATE	TEAM	GP	GS
2020	Steelers	0	0
NFL TOTALS		0	0

[illegible]

+ - Overtime

[illegible]

2018 GAME-BY-GAME REGULAR-SEASON STATISTICS (STEELERS)

DATE	OPPONENT	P/S		W/L/T	SCORE
09/09	at Browns		INACTIVE	T	21-21
09/16	Chiefs		INACTIVE	L	37-42
09/24	at Buccaneers		DID NOT PLAY (NON-INJURY)	W	30-27
09/30	Ravens		INACTIVE	L	14-26
10/07	Falcons		INACTIVE	W	41-17
10/14	at Bengals		INACTIVE	W	28-21
10/28	Browns		INACTIVE	W	33-18
11/04	at Ravens		INACTIVE	W	23-16
11/08	Panthers		INACTIVE	W	52-21
11/18	at Jaguars		INACTIVE	W	20-16
11/25	at Broncos		INACTIVE	L	17-24
12/02	Chargers		INACTIVE	L	30-33
12/09	at Raiders		INACTIVE	L	21-24
12/16	Patriots		INACTIVE	W	17-10
12/23	at Saints		INACTIVE	L	28-31
12/30	Bengals		ON INACTIVE LIST	W	16-13
2018 TOTALS		0-0		9-6-1	

2019 GAME-BY-GAME REGULAR-SEASON STATISTICS (STEELERS)

DATE	OPPONENT	P/S		W/L	SCORE
09/08	at Patriots		DID NOT PLAY (NON-INJURY)	L	3-33
09/15	Seahawks	P		L	26-28
09/22	at 49ers		DID NOT PLAY (NON-INJURY)	L	20-24
09/30	Bengals	P		W	27-3
10/06	Ravens	P		L	23-26+
10/13	at Chargers	P		W	24-17
10/28	Dolphins	P		W	27-14
11/03	Colts	P		W	26-24
11/10	Rams	P		W	17-12
11/14	at Browns	P		L	7-21
11/24	at Bengals	S		W	16-10
12/01	Browns	P		W	20-13
12/08	at Cardinals	P		W	23-17
12/15	Bills	P		L	10-17
12/22	at Jets	P		L	10-16
12/29	at Ravens	P		L	10-28
2019 TOTALS		14-1		8-8	


+ - Overtime

2020 GAME-BY-GAME REGULAR-SEASON STATISTICS (STEELERS)

DATE	OPPONENT	P/S		W/L	SCORE
09/14	at Giants	S		W	26-16
09/20	Broncos		DID NOT PLAY	W	26-21
09/27	Texans		INJURED RESERVE	W	28-21
10/11	Eagles		INJURED RESERVE	W	38-29
10/18	Browns		INJURED RESERVE	W	38-7
10/25	at Titans		INJURED RESERVE	W	27-24
11/01	at Ravens		INJURED RESERVE	W	28-24
11/08	at Cowboys		INJURED RESERVE	W	24-19
11/15	Bengals		INJURED RESERVE	W	36-10
11/22	at Jaguars		INJURED RESERVE	W	27-3
12/02	Ravens		INJURED RESERVE	W	19-14
12/07	Washington		INJURED RESERVE	L	17-23
12/13	at Bills		INJURED RESERVE	L	15-26
12/21	at Bengals		INJURED RESERVE	L	17-27
12/27	Colts		INJURED RESERVE	W	28-24
01/03	at Browns		INJURED RESERVE	L	22-24
2020 TOTALS		1-1		12-4	

2020 GAME-BY-GAME POSTSEASON STATISTICS (STEELERS)

DATE	OPPONENT	P/S		W/L	SCORE
01/10	Browns		DID NOT PLAY	L	37-48
2020 TOTALS		0-0		0-1	



MARCUS BAUGH

TIGHT END

HEIGHT: 6-4 BIRTHPLACE: Riverside, CA

WEIGHT: 245 HOW ACQUIRED: FA '21

COLLEGE: Ohio State NFL EXPERIENCE: 2nd year

BORN: Dec. 9, 1994 (26)

MARCUS BAUGH'S NFL REGULAR SEASON RUSHING/RECEIVING STATISTICS													
DATE	TEAM	GP	GS	RECEIVING					RUSHING				
				NO.	YDS.	AVG.	LG	TD	NO.	YDS.	AVG.	LG	TD
2018	Raiders	0	0	0	0	0.0	0	0	0	0	0.0	0	0
2019	Raiders	0	0	0	0	0.0	0	0	0	0	0.0	0	0
Went from Oakland to Carolina.													
2019	Panthers	0	0	0	0	0.0	0	0	0	0	0.0	0	0
2019	TOTAL	0	0	0	0	0.0	0	0	0	0	0.0	0	0
2020	Washington	8	1	1	2	2.0	2	0	0	0	0.0	0	0
NFL TOTALS		8	1	1	2	2.0	2	0	0	0	0.0	0	0

MARCUS BAUGH'S NFL POSTSEASON RUSHING/RECEIVING STATISTICS													
DATE	TEAM	GP	GS	RECEIVING					RUSHING				
				NO.	YDS.	AVG.	LG	TD	NO.	YDS.	AVG.	LG	TD
2020	Washington	1	0	0	0	0.0	0	0	0	0	0.0	0	0
NFL TOTALS		1	0	0	0	0.0	0	0	0	0	0.0	0	0

MARCUS BAUGH'S NFL REGULAR SEASON RETURN STATISTICS													
KICKOFF RETURNS							PUNT RETURNS						
DATE	TEAM	RET.	YDS.	AVG.	LG	TD	NO.	FC	YDS.	AVG.	LG	TD	
2018	Raiders	0	0	0.0	0	0	0	0	0	0.0	0	0	
2019	Raiders	0	0	0.0	0	0	0	0	0	0.0	0	0	
Went from Oakland to Carolina.													
2019	Panthers	0	0	0.0	0	0	0	0	0	0.0	0	0	
2019	TOTAL	0	0	0.0	0	0	0	0	0	0.0	0	0	
2020	Washington	0	0	0.0	0	0	0	0	0	0.0	0	0	
NFL TOTALS		0	0	0.0	0	0	0	0	0	0.0	0	0	

MARCUS BAUGH'S NFL POSTSEASON RETURN STATISTICS													
		KICKOFF RETURNS					PUNT RETURNS						
DATE	TEAM	RET.	YDS.	AVG.	LG	TD	NO.	FC	YDS.	AVG.	LG	TD	
2020	Washington	0	0	0.0	0	0	0	0	0	0.0	0	0	
NFL TOTALS		0	0	0.0	0	0	0	0	0	0.0	0	0	

SINGLE-GAME HIGHS: RECEIVING

Receptions	1 at Arizona Cardinals, Sep 20, 2020	Longest Receptions	2 at Arizona Cardinals, Sep 20, 2020
Receiving Yards	2 at Arizona Cardinals, Sep 20, 2020	All-Purpose Yards	2 at Arizona Cardinals, Sep 20, 2020

2018 GAME-BY-GAME REGULAR-SEASON STATISTICS (RAIDERS)

DATE	OPPONENT	P/S	RECEIVING					RUSHING					W/L	SCORE
			NO.	YDS.	AVG.	LG	TD	NO.	YDS.	AVG.	LG	TD		
09/10	Rams						DID NOT PLAY						L	13-33
09/16	at Broncos						DID NOT PLAY						L	19-20
09/23	at Dolphins						DID NOT PLAY						L	20-28
09/30	Browns						DID NOT PLAY						W	45-42+
10/07	at Chargers						DID NOT PLAY						L	10-26
10/14	Seahawks						DID NOT PLAY						L	3-27
10/28	Colts						NOT ON ROSTER						L	28-42
11/01	at 49ers						NOT ON ROSTER						L	3-34
11/11	Chargers						NOT ON ROSTER						L	6-20
11/18	at Cardinals						NOT ON ROSTER						W	23-21
11/25	at Ravens						NOT ON ROSTER						L	17-34
12/02	Chiefs						NOT ON ROSTER						L	33-40
12/09	Steelers						NOT ON ROSTER						W	24-21
12/16	at Bengals						NOT ON ROSTER						L	16-30
12/24	Broncos						NOT ON ROSTER						W	27-14
12/30	at Chiefs						NOT ON ROSTER						L	3-35
2018 TOTALS		0-0	0	0	0.0	0	0	0	0	0.0	0	0	4-12	

+ - Overtime

2019 GAME-BY-GAME REGULAR-SEASON STATISTICS (RAIDERS/PANTHERS)


DATE	OPPONENT	P/S	RECEIVING					RUSHING					W/L	SCORE
			NO.	YDS.	AVG.	LG	TD	NO.	YDS.	AVG.	LG	TD		
09/09	Broncos						NOT ON ROSTER						W	24-16
09/15	Chiefs						NOT ON ROSTER						L	10-28
09/22	at Vikings						NOT ON ROSTER						L	14-34
							Went from Raiders to Panthers .							
09/29	at Texans						DID NOT PLAY						W	16-10
10/06	Jaguars						DID NOT PLAY						W	34-27
10/13	at Buccaneers						DID NOT PLAY						W	37-26
							Went from Panthers to Raiders .							
10/20	at Packers						NOT ON ROSTER						L	24-42
10/27	at Texans						NOT ON ROSTER						L	24-27
11/03	Lions						NOT ON ROSTER						W	31-24
11/07	Chargers						NOT ON ROSTER						W	26-24
11/17	Bengals						NOT ON ROSTER						W	17-10
11/24	at Jets						NOT ON ROSTER						L	3-34
12/01	at Chiefs						NOT ON ROSTER						L	9-40
							Went from Raiders to Panthers .							
12/08	at Falcons						INJURED RESERVE						L	20-40
12/15	Seahawks						NOT ON ROSTER						L	24-30
12/22	at Colts						NOT ON ROSTER						L	6-38
12/29	Saints						NOT ON ROSTER						L	10-42
2019 TOTALS		0-0	0	0	0.0	0	0	0	0	0.0	0	0	7-10	

2020 GAME-BY-GAME REGULAR-SEASON STATISTICS (WASHINGTON)

DATE	OPPONENT	P/S	RECEIVING					RUSHING					W/L	SCORE
			NO.	YDS.	AVG.	LG	TD	NO.	YDS.	AVG.	LG	TD		
09/13	Eagles	P	0	0	0.0	0	0	0	0	0.0	0	0	W	27-17
09/20	at Cardinals	S	1	2	2.0	2	0	0	0	0.0	0	0	L	15-30
09/27	at Browns	P	0	0	0.0	0	0	0	0	0.0	0	0	L	20-34
10/04	Ravens	P	0	0	0.0	0	0	0	0	0.0	0	0	L	17-31
10/11	Rams						INACTIVE						L	10-30
10/18	at Giants						ON INACTIVE LIST						L	19-20
10/25	Cowboys						DID NOT PLAY						W	25-3
11/08	Giants						DID NOT PLAY						L	20-23
11/15	at Lions						DID NOT PLAY						L	27-30
11/22	Bengals						DID NOT PLAY						W	20-9
11/26	at Cowboys						DID NOT PLAY						W	41-16
12/07	at Steelers						DID NOT PLAY						W	23-17
12/13	at 49ers	P	0	0	0.0	0	0	0	0	0.0	0	0	W	23-15
12/20	Seahawks	P	0	0	0.0	0	0	0	0	0.0	0	0	L	15-20
12/27	Panthers	P	0	0	0.0	0	0	0	0	0.0	0	0	L	13-20
01/03	at Eagles	P	0	0	0.0	0	0	0	0	0.0	0	0	W	20-14
2020 TOTALS		8-1	1	2	2.0	2	0	0	0	0.0	0	0	7-9	

2020 GAME-BY-GAME POSTSEASON STATISTICS (WASHINGTON)

DATE	OPPONENT	P/S	RECEIVING					RUSHING					W/L	SCORE
			NO.	YDS.	AVG.	LG	TD	NO.	YDS.	AVG.	LG	TD		
01/09	Buccaneers	P	0	0	0.0	0	0	0	0	0.0	0	0	L	23-31
2020 TOTALS		1-0	0	0	0.0	0	0	0	0	0.0	0	0	0-1	



JORDAN BERRY

PUNTER

HEIGHT: 6-5	BIRTHPLACE Melbourne, Victoria, Australia
WEIGHT: 195	HOW ACQUIRED: FA '15
COLLEGE: Eastern Kentucky	NFL EXPERIENCE: 7th year
BORN: Mar. 18, 1991 (30)	

PRO CAREER

- ✦ Entering 2021, ranks tied for first in franchise history in punts landed inside the 20-yard line (154), tied for second in longest punt (79 vs. Arizona, 10/18/15), third in highest punt average (44.4) and fourth in punts (385)
- ✦ Owns three of the top 10 single-season punting averages in franchise history (min. 40 punts), including fourth in 2020 (45.8), sixth in 2016 (45.6) and seventh in 2019 (45.5)

2020 (STEELERS)

- ✦ Saw action in 11 games during the regular season and one game in the postseason
- ✦ Registered third season with a net punting average of at least 40.5 yards per punt (40.5)

2019 (STEELERS)

- ✦ Saw action in all 16 games during the regular season
- ✦ Landed 24 punts inside the 20-yard line
- ✦ Set a regular-season franchise record for highest net punting average (40.9)

2018 (STEELERS)

- ✦ Saw action in all 16 games during the regular season
- ✦ Landed 28 punts inside the 20-yard line, tying both a career high and the fifth-most in a single season in franchise history since the statistic was first tracked in 1976
- ✦ Registered his fourth consecutive season handling the team's punting duties and landing at least 25 punts inside the 20-yard line
- ✦ Third Steeler in team history to land 100 punts inside the 20-yard line in their regular-season career

2017 (STEELERS)

- ✦ Saw action in all 16 games during the regular season
- ✦ Landed 26 punts inside the opponents' 20-yard line

2016 (STEELERS)

- ✦ Saw action in all 16 games during the regular season and in all three postseason contests
- ✦ Seventh Steeler in team history to land 50 punts inside the opponent's 20-yard line in their regular-season career

2015 (STEELERS)

- ✦ Played in all 16 regular-season games and in both postseason contests
- ✦ Five percent (28-of-59) of his punts during the regular season landed inside the opponent's 20-yard line, the best percentage of punts landed inside the opponent's 20-yard line by a Steeler since the statistic was first tracked in 1976
- ✦ His 28 punts downed inside the 20-yard line tied the fifth-most in a single season in team history since the statistic was first tracked in 1976
- ✦ Recorded his first career special teams tackle 10/25 at Kansas City

TRANSACTIONS

- ✦ Signed a one-year contract with Pittsburgh on Mar. 29, 2021
- ✦ Signed a one-year contract with the Steelers on Oct. 24, 2020
- ✦ Released by Pittsburgh on Sept. 7, 2020
- ✦ Signed a two-year contract extension with the Steelers on Mar.13, 2019
- ✦ Signed a one-year extension with Pittsburgh on Feb. 2, 2018
- ✦ Signed with the Steelers as an undrafted free agent on Apr. 14, 2015

COLLEGE

- ✦ Finished his Eastern Kentucky career (2010-13) with 229 punts for 9,509 yards for an average of 41.0 yards per punt
- ✦ In 2013, registered a career-best and set the single-season school record with a 43.8 yards per punt average, while also connecting on a career-long punt of 77 yards
- ✦ Led the conference in punts inside the 20-yard line (19) in 2012, while earning the team's Special Teams Player of the Year award
- ✦ Named First-Team All-OVC in 2011, and was named Second-Team All-OVC and to the OVC's All-Newcomer team in 2010
- ✦ Majored in physical education

PERSONAL

- ✦ Attended Melbourne High School (South Yarra, Victoria, Australia)
- ✦ Played club American football for the Western Crusaders in 2008
- ✦ Starter on the Australian National Team for the 2009 Junior World Championship of American Football qualifier against New Zealand
- ✦ Played Australian football in 2007 and 2008 for Melbourne High, Aberfeldie Football Club and Calder Cannons Football Club
- ✦ Son of Jason and Louise Berry
- ✦ Full name: Jordan Thomas Berry

JORDAN BERRY'S NFL REGULAR SEASON PUNTING STATISTICS

DATE	TEAM	GP	NO.	YDS.	AVG.	OPP. RET.	YDS.	NET YDS.	AVG.	TB	IN20	LG	BK
2015	Steelers	16	59	2,511	42.6	19	165	2,306	39.1	2	28	79	0
2016	Steelers	16	68	3,100	45.6	28	269	2,771	40.2	3	25	64	1
2017	Steelers	16	64	2,763	43.2	23	177	2,546	39.8	2	26	62	0
2018	Steelers	16	63	2,753	43.7	17	227	2,446	38.8	4	28	69	0
2019	Steelers	16	74	3,368	45.5	29	265	3,023	40.9	4	24	69	0
2020	Steelers	11	57	2,609	45.8	21	242	2,307	40.5	3	23	62	0
NFL TOTALS		91	385	17,104	44.4	137	1,345	15,399	39.9	18	154	79	1

JORDAN BERRY'S NFL POSTSEASON PUNTING STATISTICS

DATE	TEAM	GP	NO.	YDS.	AVG.	OPP. RET.	YDS.	NET YDS.	AVG.	TB	IN20	LG	BK
2015	Steelers	2	13	531	40.8	3	76	435	33.5	1	4	52	0
2016	Steelers	3	7	268	38.3	1	9	239	34.1	1	2	47	0
2017	Steelers	1	2	79	39.5	0	0	59	29.5	1	0	40	0
2020	Steelers	1	3	125	41.7	1	8	97	32.3	1	1	59	0
NFL TOTALS		7	25	1,003	40.1	5	93	830	33.2	4	7	59	0

SINGLE-GAME HIGHS: PUNTER

Punts	9 vs. Los Angeles Rams, Nov 10, 2019	Longest Punts	79 vs. Arizona Cardinals, Oct 18, 2015
	9 at Baltimore Ravens, Nov 06, 2016		69 at Arizona Cardinals, Dec 08, 2019
Gross Punting Yards	431 at Baltimore Ravens, Nov 06, 2016		...1 more at 69.
	383 vs. Los Angeles Rams, Nov 10, 2019	Inside the 20	6 at San Diego Chargers, Oct 12, 2015
Gross Punting Avg	55.0 at Philadelphia Eagles, Sep 25, 2016		5 vs. Cincinnati Bengals, Sep 18, 2016
	52.3 at San Francisco 49ers, Sep 22, 2019	Rush Attempts	1 at Baltimore Ravens, Dec 29, 2019
Net Punting Yards	416 at Baltimore Ravens, Nov 06, 2016		1 at Arizona Cardinals, Dec 08, 2019
	362 vs. Los Angeles Rams, Nov 10, 2019		...1 more at 1.
Net Punting Avg	49.7 at Philadelphia Eagles, Sep 25, 2016	Special Teams Tackles	1 at Kansas City Chiefs, Oct 25, 2015
	47.3 vs. Tennessee Titans, Nov 16, 2017		

SINGLE-GAME HIGHS - POSTSEASON: PUNTER

Punts	7 at Cincinnati Bengals, Jan 09, 2016	Net Punting Avg	37.0 at Cincinnati Bengals, Jan 09, 2016
	6 at Denver Broncos, Jan 17, 2016		33.5 at New England Patriots, Jan 22, 2017
	4 at New England Patriots, Jan 22, 2017		32.3 vs. Cleveland Browns, Jan 10, 2021
	3 vs. Cleveland Browns, Jan 10, 2021		29.3 at Denver Broncos, Jan 17, 2016
	2 vs. Jacksonville Jaguars, Jan 14, 2018	Longest Punts	59 vs. Cleveland Browns, Jan 10, 2021
	...1 more at 2.		52 at Denver Broncos, Jan 17, 2016
Gross Punting Yards	293 at Cincinnati Bengals, Jan 09, 2016		47 at New England Patriots, Jan 22, 2017
	238 at Denver Broncos, Jan 17, 2016		47 at Cincinnati Bengals, Jan 09, 2016
	154 at New England Patriots, Jan 22, 2017	Inside the 20	42 vs. Miami Dolphins, Jan 08, 2017
	125 vs. Cleveland Browns, Jan 10, 2021		3 at Cincinnati Bengals, Jan 09, 2016
	79 vs. Jacksonville Jaguars, Jan 14, 2018		2 at New England Patriots, Jan 22, 2017
	...1 more at 79.		1 vs. Cleveland Browns, Jan 10, 2021
Gross Punting Avg	41.9 at Cincinnati Bengals, Jan 09, 2016		1 at Denver Broncos, Jan 17, 2016
	41.7 vs. Cleveland Browns, Jan 10, 2021		
	39.7 at Denver Broncos, Jan 17, 2016		
	38.5 at New England Patriots, Jan 22, 2017		
Net Punting Yards	259 at Cincinnati Bengals, Jan 09, 2016		
	176 at Denver Broncos, Jan 17, 2016		
	134 at New England Patriots, Jan 22, 2017		
	97 vs. Cleveland Browns, Jan 10, 2021		
	70 vs. Miami Dolphins, Jan 08, 2017		

2015 GAME-BY-GAME REGULAR-SEASON STATISTICS (STEELERS)

DATE	OPPONENT		NO.	YDS.	AVG.	OPP. RET.	YDS.	NET YDS.	AVG.	TB	IN20	LG	BK	W/L	SCORE
09/10	at Patriots	P	2	87	43.5	1	1	86	43.0	0	0	50	0	L	21-28
09/20	49ers	P	3	142	47.3	2	11	131	43.7	0	2	62	0	W	43-18
09/27	at Rams	P	4	196	49.0	3	32	164	41.0	0	2	57	0	W	12-6
10/01	Ravens	P	6	239	39.8	1	14	225	37.5	0	2	51	0	L	20-23+
10/12	at Chargers	P	8	322	40.3	2	5	317	39.6	0	6	56	0	W	24-20
10/18	Cardinals	P	5	238	47.6	2	23	195	39.0	1	1	79	0	W	25-13
10/25	at Chiefs	P	2	91	45.5	1	25	66	33.0	0	1	48	0	L	13-23
11/01	Bengals	P	6	213	35.5	3	38	175	29.2	0	3	46	0	L	10-16
11/08	Raiders	P	5	208	41.6	1	1	207	41.4	0	3	51	0	W	38-35
11/15	Browns	P	1	42	42.0	0	0	42	42.0	0	0	42	0	W	30-9
11/29	at Seahawks	P	2	79	39.5	0	0	79	39.5	0	1	43	0	L	30-39
12/06	Colts	P	1	37	37.0	0	0	37	37.0	0	0	37	0	W	45-10
12/13	at Bengals	P	2	98	49.0	0	0	98	49.0	0	1	53	0	W	33-20
12/20	Broncos	P	6	232	38.7	1	4	228	38.0	0	4	44	0	W	34-27
12/27	at Ravens	P	3	131	43.7	1	-1	132	44.0	0	1	46	0	L	17-20
01/03	at Browns	P	3	156	52.0	1	12	124	41.3	1	1	57	0	W	28-12
2015 TOTALS			16	59	2,511	42.6	19	165	2,306	39.1	2	28	79	0	10-6

+ - Overtime

2016 GAME-BY-GAME REGULAR-SEASON STATISTICS (STEELERS)

DATE	OPPONENT		NO.	YDS.	AVG.	OPP. RET.	YDS.	NET YDS.	AVG	TB	IN20	LG	BK	W/L	SCORE
09/12	at Washington	P	2	107	53.5	1	17	90	45.0	0	61	0	W		38-16
09/18	Bengals	P	8	377	47.1	3	19	338	42.3	1	5	58	0	W	24-16
09/25	at Eagles	P	3	165	55.0	2	16	149	49.7	0	1	63	0	L	3-34
10/02	Chiefs	P	5	211	42.2	2	20	191	38.2	0	1	52	0	W	43-14
10/09	Jets	P	3	139	46.3	0	0	139	46.3	0	3	52	0	W	31-13
10/16	at Dolphins	P	5	180	36.0	2	26	154	30.8	0	2	49	0	L	15-30
10/23	Patriots	P	4	195	48.8	3	28	167	41.8	0	1	55	0	L	16-27
11/06	at Ravens	P	9	431	47.9	3	15	416	41.6	0	2	61	1	L	14-21
11/13	Cowboys	P	4	174	43.5	2	44	130	32.5	0	2	57	0	L	30-35
11/20	at Browns	P	3	150	50.0	3	32	118	39.3	0	0	57	0	W	24-9
11/24	at Colts	P	4	177	44.3	0	0	157	39.3	1	1	54	0	W	28-7
12/04	Giants	P	4	148	37.0	1	1	147	36.8	0	2	44	0	W	24-14
12/11	at Bills	P	2	101	50.5	1	0	81	40.5	1	1	56	0	W	27-20
12/18	at Bengals	P	1	40	40.0	0	0	40	40.0	0	1	40	0	W	24-20
12/25	Ravens	P	3	137	45.7	2	25	112	37.3	0	1	55	0	W	31-27
01/01	Browns	P	8	368	46.0	3	26	342	42.8	0	2	64	0	W	27-24
2016 TOTALS			16	68	3,100	45.6	28	2,771	40.2	3	25	64	1	11-5	
+ Overtime															

+ - Overtime

2017 GAME-BY-GAME REGULAR-SEASON STATISTICS (STEELERS)

DATE	OPPONENT		NO.	YDS.	AVG.	OPP. RET.	YDS.	NET YDS.	AVG	TB	IN20	LG	BK	W/L	SCORE
09/10	at Browns	P	6	275	45.8	3	34	241	40.2	0	0	59	0	W	21-18
09/17	Vikings	P	5	193	38.6	1	12	181	36.2	0	2	46	0	W	26-9
09/24	at Bears	P	5	203	40.6	1	0	183	36.6	1	3	46	0	L	17-23+
10/01	at Ravens	P	4	150	37.5	1	0	150	37.5	0	1	48	0	W	26-9
10/08	Jaguars	P	3	134	44.7	0	0	134	44.7	0	2	54	0	L	9-30
10/15	at Chiefs	P	5	207	41.4	3	39	148	29.6	1	2	62	0	W	19-13
10/22	Bengals	P	2	90	45.0	1	19	71	35.5	0	0	51	0	W	29-14
10/29	at Lions	P	4	188	47.0	2	21	167	41.8	0	2	53	0	W	20-15
11/12	at Colts	P	6	297	49.5	4	17	280	46.7	0	3	58	0	W	20-17
11/16	Titans	P	3	152	50.7	1	10	142	47.3	0	1	59	0	W	40-17
11/26	Packers	P	3	97	32.3	0	0	97	32.3	0	3	36	0	W	31-28
12/04	at Bengals	P	4	178	44.5	2	9	169	42.3	0	3	58	0	W	23-20
12/10	Ravens	P	3	141	47.0	1	0	141	47.0	0	0	48	0	W	39-38
12/17	Patriots	P	4	171	42.8	1	11	160	40.0	0	1	60	0	L	24-27
12/25	at Texans	P	3	143	47.7	1	7	136	45.3	0	1	57	0	W	34-6
12/31	Browns	P	4	144	36.0	1	-2	146	36.5	0	2	46	0	W	28-24
2017 TOTALS			16	64	2,763	43.2	23	1,777	39.8	2	26	62	0	13-3	

+ - Overtime

2018 GAME-BY-GAME REGULAR-SEASON STATISTICS (STEELERS)

DATE	OPPONENT		NO.	YDS.	AVG.	OPP. RET.	YDS.	NET YDS.	AVG	TB	IN20	LG	BK	W/L/T	SCORE
09/09	at Browns	P	7	275	39.3	1	15	260	37.1	0	3	53	0	T	21-21
09/16	Chiefs	P	5	226	45.2	2	48	158	31.6	1	1	59	0	L	37-42
09/24	at Buccaneers	P	5	228	45.6	1	0	208	41.6	1	2	56	0	W	30-27
09/30	Ravens	P	5	206	41.2	1	4	202	40.4	0	1	47	0	L	14-26
10/07	Falcons	P	3	143	47.7	2	3	140	46.7	0	2	55	0	W	41-17
10/14	at Bengals	P	4	172	43.0	1	6	166	41.5	0	3	69	0	W	28-21
10/28	Browns	P	4	176	44.0	2	26	150	37.5	0	2	48	0	W	33-18
11/04	at Ravens	P	3	123	41.0	2	9	114	38.0	0	1	45	0	W	23-16
11/08	Panthers	P	2	80	40.0	0	0	80	40.0	0	1	52	0	W	52-21
11/18	at Jaguars	P	6	306	51.0	2	36	250	41.7	1	1	63	0	W	20-16
11/25	at Broncos	P	3	133	44.3	1	6	127	42.3	0	2	52	0	L	17-24
12/02	Chargers	P	4	204	51.0	1	73	131	32.8	0	2	63	0	L	30-33
12/09	at Raiders	P	3	116	38.7	0	0	116	38.7	0	2	45	0	L	21-24
12/16	Patriots	P	2	78	39.0	0	0	78	39.0	0	1	44	0	W	17-10
12/23	at Saints	P	2	98	49.0	0	0	78	39.0	1	0	57	0	L	28-31
12/30	Bengals	P	5	189	37.8	1	1	188	37.6	0	4	48	0	W	16-13
2018 TOTALS			16	63	2,753	43.7	17	2,227	38.8	4	28	69	0	9-6-1	

2019 GAME-BY-GAME REGULAR-SEASON STATISTICS (STEELERS)

DATE	OPPONENT		NO.	YDS.	AVG.	OPP. RET.	YDS.	NET YDS.	AVG	TB	IN20	LG	BK	W/L	SCORE
09/08	at Patriots	P	5	228	45.6	2	35	193	38.6	0	2	58	0	L	3-33
09/15	Seahawks	P	5	224	44.8	2	10	214	42.8	0	2	52	0	L	26-28
09/22	at 49ers	P	6	314	52.3	5	53	241	40.2	1	0	60	0	L	20-24
09/30	Bengals	P	2	99	49.5	0	0	79	39.5	1	1	62	0	W	27-3
10/06	Ravens	P	4	175	43.8	1	2	173	43.3	0	2	45	0	L	23-26+
10/13	at Chargers	P	4	185	46.3	1	7	178	44.5	0	2	59	0	W	24-17
10/28	Dolphins	P	3	140	46.7	3	35	105	35.0	0	0	49	0	W	27-14
11/03	Colts	P	1	48	48.0	0	0	48	48.0	0	1	48	0	W	26-24
11/10	Rams	P	9	383	42.6	3	21	362	40.2	0	4	59	0	W	17-12
11/14	at Browns	P	5	248	49.6	2	16	232	46.4	0	1	57	0	L	7-21
11/24	at Bengals	P	7	317	45.3	4	18	299	42.7	0	3	60	0	W	16-10
12/01	Browns	P	4	173	43.3	1	5	148	37.0	1	0	53	0	W	20-13
12/08	at Cardinals	P	2	96	48.0	1	29	67	33.5	0	1	69	0	W	23-17
12/15	Bills	P	5	215	43.0	1	12	203	40.6	0	0	58	0	L	10-17
12/22	at Jets	P	7	279	39.9	1	20	259	37.0	0	3	59	0	L	10-16
12/29	at Ravens	P	5	244	48.8	2	2	222	44.4	1	2	54	0	L	10-28
2019 TOTALS			16	74	3,368	45.5	29	2,655	39.7	4	24	69	0	8-8	

+ - Overtime

2020 GAME-BY-GAME REGULAR-SEASON STATISTICS (STEELERS)

DATE	OPPONENT		NO.	YDS.	AVG.	OPP. RET.	YDS.	NET YDS.	AVG	TB	IN20	LG	BK	W/L	SCORE
09/14	at Giants						NOT ON ROSTER							W	26-16
09/20	Broncos						NOT ON ROSTER							W	26-21
09/27	Texans						NOT ON ROSTER							W	28-21
10/11	Eagles						2							W	38-29
10/18	Browns						2							W	38-7
10/25	at Titans	P	2	100	50.0	1	5	95	47.5	0	2	51	0	W	27-24
11/01	at Ravens	P	6	253	42.2	1	15	238	39.7	0	2	56	0	W	28-24
11/08	at Cowboys	P	4	203	50.8	3	82	121	30.3	0	1	62	0	W	24-19
11/15	Bengals	P	7	345	49.3	2	13	312	44.6	1	4	62	0	W	36-10
11/22	at Jaguars	P	5	216	43.2	2	10	186	37.2	1	2	55	0	W	27-3
12/02	Ravens	P	4	177	44.3	2	9	168	42.0	0	2	56	0	W	19-14
12/07	Washington	P	6	266	44.3	1	9	257	42.8	0	2	59	0	L	17-23
12/13	at Bills	P	8	318	39.8	2	15	303	37.9	0	2	46	0	L	15-26
12/21	at Bengals	P	6	313	52.2	2	17	276	46.0	1	1	61	0	L	17-27
12/27	Colts	P	6	288	48.0	3	63	225	37.5	0	3	61	0	W	28-24
01/03	at Browns	P	3	130	43.3	2	4	126	42.0	0	2	56	0	L	22-24
2020 TOTALS		11	57	2,609	45.8	21	242	2,307	40.5	3	23	62	0	12-4	

2015 GAME-BY-GAME POSTSEASON STATISTICS (STEELERS)

			OPP.				NET								
DATE	OPPONENT		NO.	YDS.	AVG.	RET.	YDS.	YDS.	AVG	TB	IN20	LG	BK	W/L	SCORE
01/09	at Bengals	P	7	293	41.9	2	34	259	37.0	0	3	47	0	W	18-16
01/17	at Broncos	P	6	238	39.7	1	42	176	29.3	1	1	52	0	L	16-23
2015 TOTALS			2	13	531	40.8	3	76	435	33.5	1	4	52	0	1-1

2016 GAME-BY-GAME POSTSEASON STATISTICS (STEELERS)

DATE	OPPONENT		NO.	YDS.	AVG.	OPP. RET.	YDS.	NET YDS.	AVG	TB	IN20	LG	BK	W/L	SCORE
01/08	Dolphins	P	2	79	39.5	1	9	70	35.0	0	0	42	0	W	30-12
01/15	at Chiefs	P	1	35	35.0	0	0	35	35.0	0	0	35	0	W	18-16
01/22	at Patriots	P	4	154	38.5	0	0	134	33.5	1	2	47	0	L	17-36
2016 TOTALS		3	7	268	38.3	1	9	239	34.1	1	2	47	0	2-1	

2017 GAME-BY-GAME POSTSEASON STATISTICS (STEELERS)

DATE	OPPONENT		NO.	YDS.	AVG.	OPP. RET.	YDS.	NET YDS.	AVG	TB	IN20	LG	BK	W/L	SCORE
01/14	Jaguars	P	2	79	39.5	0	0	59	29.5	1	0	40	0	L	42-45
2017 TOTALS		1	2	79	39.5	0	0	59	29.5	1	0	40	0	0-1	

2020 GAME-BY-GAME POSTSEASON STATISTICS (STEELERS)

DATE	OPPONENT		NO.	YDS.	AVG.	OPP. RET.	YDS.	NET YDS.	AVG	TB	IN20	LG	BK	W/L	SCORE
01/10	Browns	P	3	125	41.7	1	8	97	32.3	1	1	59	0	L	37-48
2020 TOTALS		1	3	125	41.7		8	97	32.3	1	1	59	0	0-1	



CHRIS BOSWELL

KICKER

HEIGHT: 6-2 BIRTHPLACE: Fort Worth, TX
 WEIGHT: 185 HOW ACQUIRED: FA '15
 COLLEGE: Rice NFL EXPERIENCE: 7th year
 BORN: Mar. 16, 1991 (30)

PRO CAREER

- ✦ Earned a Pro Bowl selection in 2017
- ✦ Has played in 87 games over his six-year NFL career (all with the Steelers)
- ✦ Totaled 642 career points on 146 field goals and 204 extra-points made
- ✦ Registered a touchback on 246 of his 470 career kickoffs (52.3%)
- ✦ Twice Named AFC Special Teams Player of the Month (December 2015, January 2015)
- ✦ Twice Named AFC Special Teams Player of the Week (Week 6, 2015 and Week 13, 2017)

CAREER HIGHLIGHTS (REGULAR SEASON)

- ✦ Entering 2021, ranks fourth in franchise history with 642 career points
- ✦ Entering 2021, ranks tied for third in franchise history with 146 career field goals made
- ✦ Entering 2021, ranks fourth in franchise history with 166 career field goals attempted
- ✦ Entering 2021, owns the franchise record in career field goal percentage (146-166, .880)
- ✦ Entering 2021, owns the franchise record in single-season field goal percentage (2020, 19-20, .950)
- ✦ Entering 2021, owns the franchise record with 25 consecutive field goals made (2019-20, 25)
- ✦ Entering 2021, ranks fourth in franchise history with 204 career extra-points made
- ✦ Entering 2021, ranks fourth in franchise history with 216 career extra-points attempted
- ✦ Entering 2021, has recorded nine field goals of 50-yards or more in his NFL career
- ✦ Entering 2021, his 88.0 field goal percentage ranks third among all NFL kickers with at least 160 field goal attempts since 2015
- ✦ Sixth player in team history with at least 100 field goals made
- ✦ Made at least 20 field goals in four of his six seasons in the NFL
- ✦ Has converted three or more field goals in a game 23 times
- ✦ Has converted four or more field goals in a game 10 times
- ✦ Has recorded five game-winning field goals in his regular-season career (field goals within one minute of regulation or overtime)
- ✦ Has completed two seasons (2016:36-36 / 2019:28-28) without missing an extra point
- ✦ In 2019, finished the season with a field goal percentage of 93.5, the second-highest single season field goal percentage in franchise history
- ✦ Set a single-season franchise record for field goals made in 2017 (35)
- ✦ Set a single-season franchise record for points in 2017 (142)
- ✦ One of four players to convert all field goal attempts of 50+ yards in 2017
- ✦ First player to kick three field goals to win three consecutive games (2017), with the clock reading 0:00 at the end of the play since 2004 (Ryan Longwell)
- ✦ Tied franchise regular-season single game record for most field goals made (6, Week 16 of 2016 at Cincinnati)
- ✦ Set franchise regular-season record in 2015 for most field goals made by a rookie/first-year player with 29
- ✦ Set franchise regular-season record in 2015 for most points (113) by a rookie/first-year player
- ✦ His 90.6 single-season field goal percentage in 2015 ranked first among rookie/first-year players in franchise history (min. 10 attempts)

CAREER HIGHLIGHTS (POSTSEASON)

- ✦ Has played in seven postseason games over his six-year NFL career (all with the Steelers)
- ✦ Totaled 60 career points on 16 field goals and 12 extra-points made
- ✦ Registered a touchback on 19 of his 41 career postseason kickoffs (58.1%)
- ✦ Has made 16 postseason field goals, which ranks tied for first in franchise history (Jeff Reed, 16)
- ✦ Became the first player in NFL postseason history to convert each of his first 16 field goal attempts during the 2016 postseason
- ✦ Extended his NFL playoff record for consecutive field goals made to begin a postseason career to 16 with a 49-yard field goal vs. Cleveland in the Wild Card round of 2020 playoffs
- ✦ Scored 61 career postseason points, which ranks sixth in franchise history
- ✦ Set the NFL and Steelers' record for most field goals made in a single postseason game (6, AFC Divisional Playoff 1/15 at Kansas City) during the 2016 postseason
- ✦ Set the team record for most field goals made (eight) in a single postseason in team history during the 2016 postseason

2020 (STEELERS)

- ✦ Saw action in all 16 games during the regular season and the AFC Divisional Playoff game vs. Cleveland
- ✦ Converted 19 of 20 field goals for a career-high 95.0 field goal percentage – the highest single season field goal percentage in franchise history
- ✦ Made a franchise record 25 consecutive field goals, which was the longest active streak in the NFL when it ended in Week 11 of 2020 at Jacksonville

2019 (STEELERS)

- ✦ Saw action in 16 games
- ✦ Converted 29 of 31 field goals for a career-high 93.5 field goal percentage – the second-highest single season field goal percentage in franchise history
- ✦ Sixth player in team history with at least 100 field goals made

2018 (STEELERS)

- ✦ Saw action in 15 games
- ✦ Converted 13 of 20 field goals and added a career-high 43 extra points, which marked the eighth-most in a season in team history
- ✦ Converted seven extra points – tied for the second-most in a single game in team history.

2017 (STEELERS)

- ✦ Saw action in all 16 games during the regular season and the AFC Divisional Playoff game vs. Jacksonville
- ✦ Set single-season franchise records for field goals made (35) and points (142)
- ✦ Finished tied for fourth in the NFL in points and tied for fifth in field goals made
- ✦ Converted all field goal attempts of 50+ yards
- ✦ Recorded four game-winning field goals (field goals within one minute of regulation or overtime)
- ✦ Kicked three field goals to win games with the clock reading 0:00 at the end of the play, tying the most in single-season history since the merger in 1970
- ✦ Broke a tie with Mike Clark (1964-67: 57) for the sole possession of the eighth-most field goals made in franchise history on his 29-yard field goal in the first quarter vs. Jacksonville in Week 5
- ✦ Surpassed Lou Michaels (62) for the seventh-most field goals made in franchise history vs. Cincinnati in Week 7
- ✦ Converted five field goal attempts, (22-, 24-, 41-, 49- and 25-yards), tying as the fourth-most in a single-game in franchise history and the second-most in his NFL career (6, Dec. 18, 2016 at Cincinnati) vs. Cincinnati in Week 7
- ✦ Named AFC Special Teams Player of the Week in Week 13 at Cincinnati when he converted each of his three field goal attempts, 30-, 37- and 38-yards
- ✦ His 38-yard game-winning field goal was the fourth game-winning kick in his regular-season career (within one minute of regulation or overtime)

2016 (STEELERS)

- ✦ Played in 15 games during the regular season (inactive due to an abdominal injury 12/4 vs. N.Y. Giants) and in all three postseason contests
- ✦ Connected on a single-season career-high 11 made field goals from 40-49 yards during the regular season
- ✦ Perfect 36-of-36 on PATs during the regular season
- ✦ Totaled a single-season career-high 49 touchbacks in the regular season
- ✦ Connected on eight-of-eight on FGs during the postseason, setting a franchise record for most field goals made in a single postseason in franchise history
- ✦ Set the franchise record for most field goals made from 40 yards or longer in a single game (five) in Week 15 at Cincinnati
- ✦ His five made field goals from 40 yards or longer are tied for the most in a single game in NFL history (Mason Crosby, 11/22/15) since 1960
- ✦ Set the NFL and Steelers' record for most field goals made in a single postseason game (six) at Kansas City in the AFC Divisional Playoff
- ✦ First Steeler to record multiple games with at least four made field goals during the postseason

2015 (STEELERS)

- ✦ Saw action in 12 games during the regular season and in both postseason contests after being signed on October 3
- ✦ His 29 made field goals during the regular season are tied for the sixth-most field goals made in a single regular season in team history
- ✦ His 90.6% field goal accuracy is tied for sixth on the team's all-time single regular season field goal percentage list
- ✦ Seventh kicker in team history to record 110 points in a single season
- ✦ Second player in team history (Gary Anderson, 1989) to record multiple games with at least three made field goals in a single postseason
- ✦ Made all four of his field goal attempts (47, 48, 51 and 28) vs. Arizona in Week 6 and was named AFC Special Teams Player of the Week
- ✦ Connected on a game-winning 18-yarder – first of his career – with two seconds remaining in the game vs. Oakland in Week 9
- ✦ Totaled at least 10 points in six straight games, tying a franchise record held by Gary Anderson (1985)
- ✦ Kicked a game-winning 35-yarder with 14 seconds remaining in the AFC Wild Card Game at Cincinnati and set the record for the most field goals made by a rookie/first-year player in a playoff game
- ✦ Ninth rookie/first-year kicker in NFL history to reach 20 points in a single postseason
- ✦ His seven field goals made in a single postseason were the second-most in NFL history by a rookie/first-year player

2014 (TEXANS)

- ✦ Spent one week (Week 3) on the Texans' practice squad

TRANSACTIONS

- ✦ Signed with the Steelers on October 3, 2015
- ✦ Released by the N.Y. Giants on September 5, 2015
- ✦ Signed by the Giants on September 2, 2015
- ✦ Released by the Giants on August 16, 2015
- ✦ Signed by the Giants on January 7, 2015
- ✦ Released from the Houston Texans' practice squad on September 30, 2014
- ✦ Added to the Texans' practice squad on September 24, 2014
- ✦ Released by the Texans on August 30, 2014
- ✦ Originally signed with the Texans as an undrafted rookie agent on May 16, 2014

COLLEGE

- ✦ Saw action in 51 games for Rice (2010-13), both as a kicker and punter
- ✦ Finished his career 65-of-88 on field goals and 164-172 on PATs for a total of 359 points
- ✦ His 65 field goals and 164 PATs were both school records when his career ended
- ✦ His 65 career field goals were also the third-most in Conference USA history when his career ended
- ✦ Added 16 punts for 647 yards (40.4 avg.)
- ✦ Selected to play in the Senior Bowl following the 2013 season
- ✦ Named Conference USA Special Teams Player of the Week three times
- ✦ Set then school single-season records for field goals (23) and points (114) in 2012
- ✦ Named First-Team All-Conference USA by Rivals.com, second team by Phil Steele and was an honorable mention selection by Conference USA coaches in 2011
- ✦ Earned All-Freshman honors from league coaches in 2010
- ✦ Majored in kinesiology

PERSONAL

- ✦ Attended Fossil Ridge High School (Forth Worth, Texas)
- ✦ Four-time, All-District 5-5A selection
- ✦ Converted on 39-of-43 field goals in his career and was perfect on 172 career PAT attempts
- ✦ Named AP All-State first team and to the Texas Sportswriters Association Class 5A All-State second team as a senior
- ✦ Selected to play in the 2009 US Army All-American Bowl in San Antonio
- ✦ Also played baseball and soccer
- ✦ Son of Rick and Dawn Boswell
- ✦ Full name: Christopher Lynn Boswell

CHRIS BOSWELL'S NFL REGULAR SEASON KICKING STATISTICS

DATE	TEAM	GP	FGM	FGA	PCT.	LG	XP	XPA	PCT.	BLK	PTS
2015	Steelers	12	29	32	90.6	51	26	27	96.3	0	113
2016	Steelers	15	21	25	84.0	49	36	36	100.0	1	99
2017	Steelers	16	35	38	92.1	53	37	39	94.9	1	142
2018	Steelers	15	13	20	65.0	50	43	48	89.6	1	82
2019	Steelers	16	29	31	93.5	51	28	28	100.0	0	115
2020	Steelers	13	19	20	95.0	59	34	38	89.5	0	91
NFL TOTALS		87	146	166	88.0	59	204	216	94.4	3	642

CHRIS BOSWELL'S NFL POSTSEASON KICKING STATISTICS

DATE	TEAM	GP	FGM	FGA	PCT.	LG	XP	XPA	PCT.	BLK	PTS
2015	Steelers	2	7	7	100.0	47	1	1	100.0	0	22
2016	Steelers	3	8	8	100.0	45	3	5	60.0	0	27
2017	Steelers	1	0	0	0.0	0	6	6	100.0	0	6
2020	Steelers	1	1	1	100.0	49	2	2	100.0	0	5
NFL TOTALS		7	16	16	100.0	49	12	14	85.7	0	60

CHRIS BOSWELL'S NFL REGULAR SEASON FIELD-GOAL ACCURACY STATISTICS

DATE	TEAM	1-19	PCT.	20-29	PCT.	30-39	PCT.	40-49	PCT.	50+	PCT.
2015	Steelers	1-1	100.0	9-9	100.0	8-8	100.0	9-12	75.0	2-2	100.0
2016	Steelers	0-0	0.0	2-2	100.0	8-9	88.9	11-12	91.7	0-2	0.0
2017	Steelers	0-0	0.0	10-10	100.0	12-14	85.7	9-10	90.0	4-4	100.0
2018	Steelers	0-0	0.0	3-3	100.0	4-6	66.7	5-10	50.0	1-1	100.0
2019	Steelers	1-1	100.0	11-11	100.0	7-7	100.0	9-10	90.0	1-2	50.0
2020	Steelers	0-0	0.0	5-5	100.0	6-6	100.0	7-8	87.5	1-1	100.0
NFL TOTALS		2-2	100.0	40-40	100.0	45-50	90.0	50-62	80.6	9-12	75.0

CHRIS BOSWELL'S NFL POSTSEASON FIELD-GOAL ACCURACY STATISTICS

DATE	TEAM	1-19	PCT.	20-29	PCT.	30-39	PCT.	40-49	PCT.	50+	PCT.
2015	Steelers	0-0	0.0	1-1	100.0	4-4	100.0	2-2	100.0	0-0	0.0
2016	Steelers	0-0	0.0	2-2	100.0	3-3	100.0	3-3	100.0	0-0	0.0
2017	Steelers	0-0	0.0	0-0	0.0	0-0	0.0	0-0	0.0	0-0	0.0
2020	Steelers	0-0	0.0	0-0	0.0	0-0	0.0	1-1	100.0	0-0	0.0
NFL TOTALS		0-0	0.0	3-3	100.0	7-7	100.0	6-6	100.0	0-0	0.0

SINGLE-GAME HIGHS: KICKER

Field Goals Made	6 at Cincinnati Bengals, Dec 18, 2016 5 vs. Cincinnati Bengals, Oct 22, 2017 6 at Cincinnati Bengals, Dec 18, 2016 5 vs. Cincinnati Bengals, Oct 22, 2017 ...1 more at 5.	Points	18 at Cincinnati Bengals, Dec 18, 2016 17 vs. Cincinnati Bengals, Oct 22, 2017 1 vs. Baltimore Ravens, Oct 06, 2019 1 vs. Cleveland Browns, Oct 28, 2018 ...5 more at 1.
Longest Field Goals Made	59 at Dallas Cowboys, Nov 08, 2020 53 vs. Green Bay Packers, Nov 26, 2017 7 vs. Carolina Panthers, Nov 08, 2018 5 vs. Cleveland Browns, Oct 18, 2020 ...4 more at 5.	Kickoff Average	68.0 vs. Kansas City Chiefs, Oct 02, 2016 67.4 vs. Minnesota Vikings, Sep 17, 2017 ...1 more at 67.4.
PATs Made	7 vs. Carolina Panthers, Nov 08, 2018 6 vs. Atlanta Falcons, Oct 07, 2018	Extra Point Attempt Percentage	100.0 vs. Cleveland Browns, Oct 18, 2020 100.0 vs. Philadelphia Eagles, Oct 11, 2020 ...3 more at 100.0.
PAT Attempts		Field Goal Percentage	100.0 vs. Indianapolis Colts, Nov 03, 2019 100.0 vs. Baltimore Ravens, Dec 10, 2017 ...6 more at 100.0.

SINGLE-GAME HIGHS - POSTSEASON: KICKER

Field Goals Made	6 at Kansas City Chiefs, Jan 15, 2017 4 at Cincinnati Bengals, Jan 09, 2016 3 at Denver Broncos, Jan 17, 2016 1 vs. Cleveland Browns, Jan 10, 2021 1 at New England Patriots, Jan 22, 2017 ...1 more at 1.	PATs Made	6 vs. Jacksonville Jaguars, Jan 14, 2018 3 vs. Miami Dolphins, Jan 08, 2017 2 vs. Cleveland Browns, Jan 10, 2021 1 at Denver Broncos, Jan 17, 2016
Field Goal Attempts	6 at Kansas City Chiefs, Jan 15, 2017 4 at Cincinnati Bengals, Jan 09, 2016 3 at Denver Broncos, Jan 17, 2016 1 vs. Cleveland Browns, Jan 10, 2021 1 at New England Patriots, Jan 22, 2017 ...1 more at 1.	PAT Attempts	6 vs. Jacksonville Jaguars, Jan 14, 2018 4 vs. Miami Dolphins, Jan 08, 2017 2 vs. Cleveland Browns, Jan 10, 2021 1 at New England Patriots, Jan 22, 2017 1 at Denver Broncos, Jan 17, 2016
Longest Field Goals Made	49 vs. Cleveland Browns, Jan 10, 2021 47 at Denver Broncos, Jan 17, 2016 45 at Kansas City Chiefs, Jan 15, 2017 39 at Cincinnati Bengals, Jan 09, 2016 34 vs. Miami Dolphins, Jan 08, 2017	Points	18 at Kansas City Chiefs, Jan 15, 2017 12 at Cincinnati Bengals, Jan 09, 2016 10 at Denver Broncos, Jan 17, 2016 6 vs. Jacksonville Jaguars, Jan 14, 2018 6 vs. Miami Dolphins, Jan 08, 2017

2015 GAME-BY-GAME REGULAR-SEASON STATISTICS (STEELERS)

		FIELD GOALS				EXTRA POINTS					W/L	SCORE	
DATE	OPPONENT	FGM	FGA	PCT	LG	XP	XPA	PCT	BLK	PTS			
09/10	at Patriots					NOT ON ROSTER					L	21-28	
09/20	49ers					NOT ON ROSTER					W	43-18	
09/27	at Rams					NOT ON ROSTER					W	12-6	
10/01	Ravens					NOT ON ROSTER					L	20-23+	
10/12	at Chargers	P	1	1	100.0	47	3	3	100.0	0	6	W	24-20
10/18	Cardinals	P	4	4	100.0	51	1	1	100.0	0	13	W	25-13
10/25	at Chiefs	P	2	2	100.0	36	1	1	100.0	0	7	L	13-23
11/01	Bengals	P	1	1	100.0	32	1	1	100.0	0	4	L	10-16
11/08	Raiders	P	3	4	75.0	38	3	3	100.0	0	12	W	38-35
11/15	Browns	P	3	3	100.0	34	1	2	50.0	0	10	W	30-9
11/29	at Seahawks	P	3	3	100.0	44	1	1	100.0	0	10	L	30-39
12/06	Colts	P	3	4	75.0	51	4	4	100.0	0	13	W	45-10
12/13	at Bengals	P	4	4	100.0	47	3	3	100.0	0	15	W	33-20
12/20	Broncos	P	2	2	100.0	41	4	4	100.0	0	10	W	34-27
12/27	at Ravens	P	1	1	100.0	34	2	2	100.0	0	5	L	17-20
01/03	at Browns	P	2	3	66.7	39	2	2	100.0	0	8	W	28-12
2015 TOTALS		12	29	32	90.6	51	26	27	96.3	0	113	10-6	

+ Overtime

2016 GAME-BY-GAME REGULAR-SEASON STATISTICS (STEELERS)

			FIELD GOALS				EXTRA POINTS						
DATE	OPPONENT		FGM	FGA	PCT	LG	XP	XPA	PCT	BLK	PTS	W/L	SCORE
09/12	at Washington	P	1	1	100.0	46	5	5	100.0	0	8	W	38-16
09/18	Bengals	P	1	1	100.0	49	3	3	100.0	0	6	W	24-16
09/25	at Eagles	P	1	2	50.0	40	0	0	0.0	0	3	L	3-34
10/02	Chiefs	P	0	0	0.0	0	5	5	100.0	0	5	W	43-14
10/09	Jets	P	1	1	100.0	47	4	4	100.0	0	7	W	31-13
10/16	at Dolphins	P	0	0	0.0	0	1	1	100.0	0	1	L	15-30
10/23	Patriots	P	3	5	60.0	46	1	1	100.0	0	10	L	16-27
11/06	at Ravens	P	0	0	0.0	0	2	2	100.0	0	2	L	14-21
11/13	Cowboys	P	2	3	66.7	39	0	0	0.0	0	6	L	30-35
11/20	at Browns	P	3	3	100.0	33	1	1	100.0	0	10	W	24-9
11/24	at Colts	P	0	0	0.0	0	4	4	100.0	0	4	W	28-7
12/04	Giants						INACTIVE						
12/11	at Bills	P	2	2	100.0	39	3	3	100.0	0	9	W	27-20
12/18	at Bengals	P	6	6	100.0	49	0	0	0.0	0	18	W	24-20
12/25	Ravens	P	1	1	100.0	36	4	4	100.0	0	7	W	31-27
01/01	Browns	P	0	0	0.0	0	3	3	100.0	0	3	W	27-24+
2016 TOTALS		15	21	25	84.0	49	36	36	100.0	0	99	11-5	

+ Overtime

2017 GAME-BY-GAME REGULAR-SEASON STATISTICS (STEELERS)

		FIELD GOALS				EXTRA POINTS							
DATE	OPPONENT		FGM	FGA	PCT	LG	XP	XPA	PCT	BLK	PTS	W/L	SCORE
09/10	at Browns	P	0	0	0.0	0	3	3	100.0	0	3	W	21-18
09/17	Vikings	P	4	4	100.0	46	2	2	100.0	0	14	W	26-9
09/24	at Bears	P	1	2	50.0	32	2	2	100.0	0	5	L	17-23+
10/01	at Ravens	P	2	3	66.7	49	2	2	100.0	0	8	W	26-9
10/08	Jaguars	P	3	3	100.0	34	0	0	0.0	0	9	L	9-30
10/15	at Chiefs	P	1	1	100.0	24	2	2	100.0	0	5	W	19-13
10/22	Bengals	P	5	5	100.0	49	2	2	100.0	0	17	W	29-14
10/29	at Lions	P	2	2	100.0	38	2	2	100.0	0	8	W	20-15
11/12	at Colts	P	2	3	66.7	41	0	1	0.0	1	6	W	20-17
11/16	Titans	P	4	4	100.0	50	4	4	100.0	0	16	W	40-17
11/26	Packers	P	1	4	25.0	53	2	3	66.7	0	5	W	31-28
12/04	at Bengals	P	3	3	100.0	38	2	2	100.0	0	11	W	23-20
12/10	Ravens	P	4	4	100.0	52	3	3	100.0	0	15	W	39-38
12/17	Patriots	P	1	1	100.0	51	3	3	100.0	0	6	L	24-27
12/25	at Texans	P	2	2	100.0	36	4	4	100.0	0	10	W	34-6
12/31	Browns	P	0	0	0.0	0	4	4	100.0	0	4	W	28-24
2017 TOTALS		16	35	38	92.1	53	37	39	94.9	1	142	13-3	

+ Overtime

2018 GAME-BY-GAME REGULAR-SEASON STATISTICS (STEELERS)

			FIELD GOALS				EXTRA POINTS						
DATE	OPPONENT		FGM	FGA	PCT	LG	XP	XPA	PCT	BLK	PTS	W/L/T	SCORE
09/09	at Browns	P	0	1	0.0	0	3	3	100.0	0	3	T	21-21
09/16	Chiefs	P	0	1	0.0	0	3	4	75.0	0	3	L	37-42
09/24	at Buccaneers	P	1	2	50.0	38	3	4	75.0	0	6	W	30-27
09/30	Ravens	P	2	2	100.0	39	0	0	0.0	0	6	L	14-26
10/07	Falcons	P	0	0	0.0	0	5	6	83.3	0	5	W	41-17
10/14	at Bengals	P	2	2	100.0	24	2	2	100.0	0	8	W	28-21
10/28	Browns	P	1	1	100.0	42	4	4	100.0	0	7	W	33-18
11/04	at Ravens	P	1	1	100.0	29	2	3	66.7	0	5	W	23-16
11/08	Panthers	P	1	1	100.0	50	7	7	100.0	0	10	W	52-21
11/18	at Jaguars	P	0	0	0.0	0	2	2	100.0	0	2	W	20-16
11/25	at Broncos	P	1	2	50.0	41	2	2	100.0	0	5	L	17-24
12/02	Chargers	P	1	1	100.0	48	3	4	75.0	0	6	L	30-33
12/09	at Raiders	P	0	2	0.0	0	3	3	100.0	0	3	L	21-24
12/16	Patriots	P	1	2	50.0	48	2	2	100.0	0	5	W	17-10
12/23	at Saints	P	2	2	100.0	49	2	2	100.0	0	8	L	28-31
12/30	Bengals		DID NOT PLAY										
2018 TOTALS		15	13	20	65.0	50	43	48	89.6	0	82	9-6-1	

2019 GAME-BY-GAME REGULAR-SEASON STATISTICS (STEELERS)

		FIELD GOALS				EXTRA POINTS						
DATE	OPPONENT	FGM	FGA	PCT	LG	XP	XPA	PCT	BLK	PTS	W/L	SCORE
09/08	at Patriots	P	1	1	100.0	19	0	0	0.0	0	3	L 3-33
09/15	Seahawks	P	2	2	100.0	41	2	2	100.0	0	8	L 26-28
09/22	at 49ers	P	2	2	100.0	46	2	2	100.0	0	8	L 20-24
09/30	Bengals	P	2	2	100.0	49	3	3	100.0	0	9	W 27-3
10/06	Ravens	P	3	3	100.0	41	2	2	100.0	0	11	L 23-26+
10/13	at Chargers	P	1	1	100.0	20	3	3	100.0	0	6	W 24-17
10/28	Dolphins	P	2	3	66.7	42	3	3	100.0	0	9	W 27-14
11/03	Colts	P	4	4	100.0	51	2	2	100.0	0	14	W 26-24
11/10	Rams	P	1	1	100.0	33	2	2	100.0	0	5	W 17-12
11/14	at Browns	P	0	1	0.0	0	1	1	100.0	0	1	L 7-21
11/24	at Bengals	P	3	3	100.0	47	1	1	100.0	0	10	W 16-10
12/01	Browns	P	2	2	100.0	39	2	2	100.0	0	8	W 20-13
12/08	at Cardinals	P	3	3	100.0	37	2	2	100.0	0	11	W 23-17
12/15	Bills	P	1	1	100.0	49	1	1	100.0	0	4	L 10-17
12/22	at Jets	P	1	1	100.0	49	1	1	100.0	0	4	L 10-16
12/29	at Ravens	P	1	1	100.0	26	1	1	100.0	0	4	L 10-28
2019 TOTALS		16	29	31	93.5	51	28	28	100.0	0	115	8-8

+ - Overtime

2020 GAME-BY-GAME REGULAR-SEASON STATISTICS (STEELERS)

		FIELD GOALS				EXTRA POINTS						
DATE	OPPONENT	FGM	FGA	PCT	LG	XP	XPA	PCT	BLK	PTS	W/L	SCORE
09/14	at Giants	P	2	2	100.0	41	2	3	66.7	0	8	W 26-16
09/20	Broncos	P	1	1	100.0	21	3	3	100.0	0	6	W 26-21
09/27	Texans	P	2	2	100.0	33	2	2	100.0	0	8	W 28-21
10/11	Eagles	P	1	1	100.0	41	5	5	100.0	0	8	W 38-29
10/18	Browns	P	1	1	100.0	35	5	5	100.0	0	8	W 38-7
10/25	at Titans	P	2	2	100.0	38	3	3	100.0	0	9	W 27-24
11/01	at Ravens	P	0	0	0.0	0	4	4	100.0	0	4	W 28-24
11/08	at Cowboys	P	2	2	100.0	59	0	2	0.0	1	6	W 24-19
11/15	Bengals	P	3	3	100.0	45	3	3	100.0	0	12	W 36-10
11/22	at Jaguars	P	2	3	66.7	47	3	3	100.0	0	9	W 27-3
12/02	Ravens	P	2	2	100.0	27	1	2	50.0	0	7	W 19-14
12/07	Washington				ON INACTIVE LIST						L	17-23
12/13	at Bills	P	0	0	0.0	0	1	1	100.0	0	1	L 15-26
12/21	at Bengals	P	1	1	100.0	25	2	2	100.0	0	5	L 17-27
12/27	Colts				ON INACTIVE LIST						W	28-24
01/03	at Browns				ON INACTIVE LIST						L	22-24
2020 TOTALS		13	19	20	95.0	59	34	38	89.5	1	91	12-4

2015 GAME-BY-GAME POSTSEASON STATISTICS (STEELERS)

		FIELD GOALS				EXTRA POINTS							
DATE	OPPONENT		FGM	FGA	PCT	LG	XP	XPA	PCT	BLK	PTS	W/L	SCORE
01/09	at Bengals	P	4	4	100.0	39	0	0	0.0	0	12	W	18-16
01/17	at Broncos	P	3	3	100.0	47	1	1	100.0	0	10	L	16-23
2015 TOTALS		2	7	7	100.0	47	1	1	100.0	0	22	1-1	

2016 GAME-BY-GAME POSTSEASON STATISTICS (STEELERS)

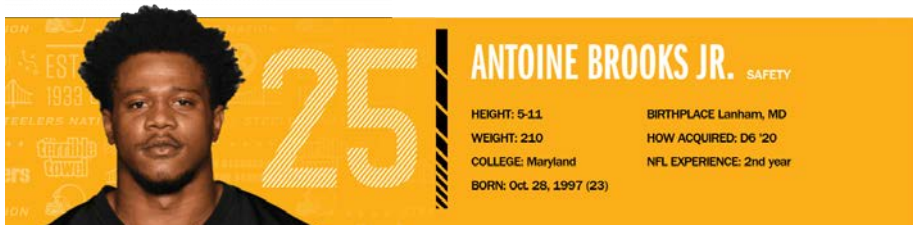
			FIELD GOALS				EXTRA POINTS						
DATE	OPPONENT		FGM	FGA	PCT	LG	XP	XPA	PCT	BLK	PTS	W/L	SCORE
01/08	Dolphins	P	1	1	100.0	34	3	4	75.0	0	6	W	30-12
01/15	at Chiefs	P	6	6	100.0	45	0	0	0.0	0	18	W	18-16
01/22	at Patriots	P	1	1	100.0	23	0	1	0.0	0	3	L	17-36
2016 TOTALS		3	8	8	100.0	45	3	5	60.0	0	27	2-1	

2017 GAME-BY-GAME POSTSEASON STATISTICS (STEELERS)

			FIELD GOALS				EXTRA POINTS						
DATE	OPPONENT		FGM	FGA	PCT	LG	XP	XPA	PCT	BLK	PTS	W/L	SCORE
01/14	Jaguars	P	0	0	0.0	0	6	6	100.0	0	6	L	42-45
2017 TOTALS		1	0	0	0.0	0	6	6	100.0	0	6	0-1	

2020 GAME-BY-GAME POSTSEASON STATISTICS (STEELERS)

			FIELD GOALS				EXTRA POINTS						
DATE	OPPONENT		FGM	FGA	PCT	LG	XP	XPA	PCT	BLK	PTS	W/L	SCORE
01/10	Browns	P	1	1	100.0	49	2	2	100.0	0	5	L	37-48
2020 TOTALS		1	1	1	100.0	49	2	2	100.0	0	5	0-1	



PRO CAREER

- ✦ Played in four games (no starts) as a rookie in 2020

2020 (STEELERS)

- ✦ Played in four games, primarily on special teams

TRANSACTIONS

- ★ Promoted to the Steelers active roster on Nov. 30, 2020
- ★ Signed to the Pittsburgh practice squad on Nov. 16, 2020
- ★ Promoted to the Steelers active roster on Nov. 14, 2020
- ★ Signed to the Pittsburgh practice squad on Nov. 9, 2020
- ★ Promoted to the Steelers active roster on Nov. 8, 2020
- ★ Signed to the Pittsburgh practice squad on Nov. 2, 2020
- ★ Promoted to the Steelers active roster on Oct. 31, 2020
- ★ Signed to the Pittsburgh practice squad on Sept. 7, 2020
- ★ Waived by the Steelers on Sept. 5, 2020
- ★ Signed a four-year contract with Pittsburgh on July 25, 2020
- ★ Drafted by the Steelers in the sixth round (198th overall) of the 2020 NFL Draft

COLLEGE

- ★ Four-year letterwinner at Maryland (2015-19)
- ★ 2019 All-Big Ten Second Team (Coaches)
- ★ 2019 All-Big Ten Third Team (Media)
- ★ 2019 Team Most Valuable Player
- ★ 2019 Phil Steele All-Big Ten Second Team
- ★ 2018 All-Big Ten Second Team (Coaches)
- ★ 2018 All-Big Ten Honorable Mention (Media)
- ★ 2018 Phil Steele All-Big Ten Third Team
- ★ Big Ten Co-Defensive Player of the Week (September 3, 2018)
- ★ 2017 All-Big Ten Honorable Mention (Media)
- ★ Big Ten Co-Special Teams Player of the Week (September 4, 2017)
- ★ Led Big Ten and ranked ninth in the country, averaging 5.8 solo tackles per game, as a senior in 2019
- ★ Finished the season with a team-high 87 tackles and 69 solo stops, ranked second on the team with 8.5 TFLs and tied for team lead with five pass breakups
- ★ Recorded 11 tackles (four solo) and half a tackle for loss in final game as a Terp at Michigan State (11/30)
- ★ Topped team with 10 tackles (seven solo) at #1 Ohio State (11/9)
- ★ Tied career-best with 2.0 TFLs vs. #14 Michigan (11/2) while tallying five more solo tackles
- ★ Picked off Indiana (10/19) in the end zone during the second quarter for first interception of the season, while tallying career-high 2.0 TFLs
- ★ Talled a career-best, game-high 13 tackles and recorded first career fumble recovery at Temple (9/14)

PERSONAL

- ✦ Attended DuVal HS (DuVal, Fla.)
- ✦ Excelled at both quarterback and defensive back
- ✦ Prince George's 4A Offensive Player of the Year in 2015 despite playing in just six games
- ✦ Earned First Team All-Met honors as a junior and Second Team All-Met honors during his senior year
- ✦ Averaged more than 182 rushing yards per game in 2015
- ✦ Son of Antoine Brooks Sr. and Keisha Staples

ANTOINE BROOKS JR.'S NFL REGULAR SEASON DEFENSIVE STATISTICS


[illegible]

ANTOINE BROOKS JR.'S NFL POSTSEASON DEFENSIVE STATISTICS

[illegible]

2 vs. Cincinnati Bengals, Nov 15, 2020

[illegible]



SHAKUR BROWN CORNERBACK

HEIGHT: 5-11 BIRTHPLACE Stockbridge, GA
 WEIGHT: 190 HOW ACQUIRED: UDFA '21
 COLLEGE: Michigan State NFL EXPERIENCE: R
 BORN: Feb. 11, 1999 (22)

PRO CAREER

- ✦ Has yet to make NFL debut

TRANSACTIONS


- ✦ Signed with Pittsburgh as an undrafted free agent on May 1, 2021

COLLEGE

- ✦ Three-year letterwinner at Michigan State that played in 26 games with 12 starts (five at cornerback in 2019; two at nickelback and five at cornerback in 2020)
- ✦ Registered seven interceptions, nine pass break-ups, 54 tackles and two sacks in his Spartan career
- ✦ Finished his career ranked eighth in MSU history with 186 interception return yards
- ✦ Earned All-America honors from the Walter Camp Football Foundation (second team) and Pro Football Focus (third team) in 2020
- ✦ Garnered first-team All-Big Ten accolades by the coaches and Pro Football Focus in 2020
- ✦ Earned second-team All-Big Ten honors from the media, Associated Press and Phil Steele in 2020
- ✦ Led the FBS in 2020 in interceptions per game (five in seven games; 0.71 pg) and ranked tied for third in the FBS with five total interceptions
- ✦ Ranked tied for second in the Big Ten with nine passes defended (five interceptions, four pass break-ups) in 2020
- ✦ Finished with a career-high 107 interception return yards, ninth most in an MSU season and second most in the Big Ten in 2020
- ✦ Led team with four PBUs and recorded two interceptions against both vs. Indiana and Northwestern in 2020

PERSONAL

- ✦ Earned first-team Georgia 5A All-State honors by the Atlanta Journal-Constitution in 2016
- ✦ Region 4-5A Special Teams Player of the Year and a first-team all-county honoree by the Henry Herald
- ✦ Played in the 2016 Georgia vs. Florida High School All-Star Game
- ✦ Ranked among the top cornerback prospects in the nation by Scout.com (No. 125) and ESPN.com (No. 126)
- ✦ Listed as one of the best cornerbacks in Georgia by Scout.com (No. 15)
- ✦ Helped Woodland High School to the Class 5A Elite Eight of the playoffs, reaching the postseason for the first time in school history, finishing 10-3
- ✦ Season highlights included a 95-yard interception return for a touchdown, adding another interception return of nearly 70-yards and an 80-yard punt return for a TD



PRO CAREER

- ✦ Has played in 19 games (one start) in two-year NFL career
- ✦ Made NFL debut in Week 8 of 2019 vs. Miami
- ✦ Has registered 14 tackles (nine solo) and one quarterback hit

2020 (STEELERS)

- ★ Saw action in 10 games (one start)
- ★ Recorded 11 tackles (seven solo) and one quarterback hit
- ★ Made NFL starting debut in Week 9 at Dallas
- ★ Registered a career-high five tackles (three solo) and one quarterback hit in Week 8 at Baltimore

2019 (STEELERS)

- ✦ Saw action in nine games as a rookie (no starts)
- ✦ Finished the season with three tackles (two solo)
- ✦ Made NFL debut in Week 8 vs. Miami

TRANSACTIONS

- ✦ Signed a four-year contract with Pittsburgh on May 7, 2019
- ✦ Drafted by Steelers with the second of three sixth-round picks (192nd overall) in the 2019 NFL Draft

COLLEGE

- ★ Played in 29 games (28 starts) at Alabama from 2017-18
- ★ Recorded 102 tackles (44 solo), 11.0 sacks, 17.5 tackles for loss, three passes defended, two forced fumbles and one fumble recovery at Alabama
- ★ Earned second team All-America honors from the AFCA
- ★ Named All-SEC second team by both the Associated Press and the conference coaches
- ★ Ranked fourth in the SEC in sacks with 9.5 (-49 yards) and sacks per game at 0.63
- ★ Finished eighth in the league in tackles for loss at 13.5 (-59 yards)
- ★ Totaled 51 tackles, including his team-leading sack total, and added six quarterback pressures, three pass breakups, two forced fumbles and one fumble recovery as a senior in 2018
- ★ Selected as the SEC Defensive Player of the Week for his efforts against Texas A&M
- ★ Started 13 of 14 games played in his first season at Alabama in 2017
- ★ Transferred to Alabama from Mississippi Gulf Coast Community College where he earned All-MACJC South Division honors in 2015 and 2016
- ★ Totaled 75 tackles, including 10 tackles for loss and 3.5 sacks as a sophomore at Mississippi Gulf Coast Community College
- ★ Generated 59 tackles, eight for loss, and 4.0 sacks in freshman campaign at Mississippi Gulf Coast Community College
- ★ Graduated from Alabama with a degree in consumer science

PERSONAL

- ★ Five-star prospect and the No. 1 junior college player in the country according to Rivals
- ★ Five-star recruit by Scout, No. 2 overall and the nation's top defensive player from the junior college ranks
- ★ Tabbed a four-star prospect by 247Composite, 247Sports and ESPN
- ★ No. 2 player overall and top defensive prospect by 247Sports and the site's composite rankings
- ★ No. 5 in the ESPN JC50 and No. 1 defensive lineman
- ★ Recorded 75 tackles, including 10 for a loss, and 3.5 sacks as a sophomore in 2016
- ★ Notched 59 tackles, including eight for a loss, and four sacks as a freshman in 2015
- ★ First Team All-MACJC South Division selection in 2015 and 2016
- ★ Played for head coach Brad Raird at Ruston High School
- ★ Son of Lawanda Buggs
- ★ Full name: Isaiah Buggs

Year	Team	Games Played	Games Started	Defensive Tackles	Assisted Tackles	Quarterback Hits	Sacks	Interceptions	Blocked Kicks	Blocked PATs	Fumbles Recovered	Defensive TDs
2010	San Francisco 49ers	16	16	10	10	1	1	0	0	0	0	0
2011	San Francisco 49ers	16	16	10	10	1	1	0	0	0	0	0
2012	San Francisco 49ers	16	16	10	10	1	1	0	0	0	0	0
2013	San Francisco 49ers	16	16	10	10	1	1	0	0	0	0	0
2014	San Francisco 49ers	16	16	10	10	1	1	0	0	0	0	0
2015	San Francisco 49ers	16	16	10	10	1	1	0	0	0	0	0
2016	San Francisco 49ers	16	16	10	10	1	1	0	0	0	0	0
2017	San Francisco 49ers	16	16	10	10	1	1	0	0	0	0	0
2018	San Francisco 49ers	16	16	10	10	1	1	0	0	0	0	0
2019	San Francisco 49ers	16	16	10	10	1	1	0	0	0	0	0
2020	San Francisco 49ers	16	16	10	10	1	1	0	0	0	0	0
2021	San Francisco 49ers	16	16	10	10	1	1	0	0	0	0	0
2022	San Francisco 49ers	16	16	10	10	1	1	0	0	0	0	0
2023	San Francisco 49ers	16	16	10	10	1	1	0	0	0	0	0
2024	San Francisco 49ers	16	16	10	10	1	1	0	0	0	0	0
2025	San Francisco 49ers	16	16	10	10	1	1	0	0	0	0	0
2026	San Francisco 49ers	16	16	10	10	1	1	0	0	0	0	0
2027	San Francisco 49ers	16	16	10	10	1	1	0	0	0	0	0
2028	San Francisco 49ers	16	16	10	10	1	1	0	0	0	0	0
2029	San Francisco 49ers	16	16	10	10	1	1	0	0	0	0	0
2030	San Francisco 49ers	16	16	10	10	1	1	0	0	0	0	0
2031	San Francisco 49ers	16	16	10	10	1	1	0	0	0	0	0
2032	San Francisco 49ers	16	16	10	10	1	1	0	0	0	0	0
2033	San Francisco 49ers	16	16	10	10	1	1	0	0	0	0	0
2034	San Francisco 49ers	16	16	10	10	1	1	0	0	0	0	0
2035	San Francisco 49ers	16	16	10	10	1	1	0	0	0	0	0
2036	San Francisco 49ers	16	16	10	10	1	1	0	0	0	0	0
2037	San Francisco 49ers	16	16	10	10	1	1	0	0	0	0	0
2038	San Francisco 49ers	16	16	10	10	1	1	0	0	0	0	0
2039	San Francisco 49ers	16	16	10	10	1	1	0	0	0	0	0
2040	San Francisco 49ers	16	16	10	10	1	1	0	0	0	0	0
2041	San Francisco 49ers	16	16	10	10	1	1	0	0	0	0	0
2042	San Francisco 49ers	16	16	10	10	1	1	0	0	0	0	0
2043	San Francisco 49ers	16	16	10	10	1	1	0	0	0	0	0
2044	San Francisco 49ers	16	16	10	10	1	1	0	0	0	0	0
2045	San Francisco 49ers	16	16	10	10	1	1	0	0	0	0	0

[illegible]

ISAIAH BUGGS' NFL POSTSEASON DEFENSIVE STATISTICS


[illegible]

Total Tackles 5 at Baltimore Ravens, Nov 01, 2020
3 at Dallas Cowboys, Nov 08, 2020

		TACKLES										INTERCEPTIONS				O. FUMB			ST		MISC													
DATE	OPPONENT	P/S	TK	S	A	SK	YDS	TFL	YDS	QBH	NO	YDS	LG	TD	PD	FF	FR	YDS	TK	S	A	FF	FR	S	A	W/L	SCORE							
09/08	at Patriots												ON INACTIVE LIST																		L	3-33		
09/15	Seahawks												INACTIVE																				W	26-28
09/22	at 49ers												INACTIVE																				L	20-24
09/30	Bengals												INACTIVE																				W	27-3
10/06	Ravens												INACTIVE																				L	23-26+
10/13	at Chargers												INACTIVE																				W	24-17
10/28	Dolphins	P	0	0	0	0.0	0.0	0	0	0	0	0	0	0	0	0	0	0	0	0	0	0	0	0	0	0	W	27-14						
11/03	Colts	P	0	0	0	0.0	0.0	0	0	0	0	0	0	0	0	0	0	0	0	0	0	0	0	0	0	0	W	26-24						
11/10	Rams	P	0	0	0	0.0	0.0	0	0	0	0	0	0	0	0	0	0	0	0	0	0	0	0	0	0	0	W	17-12						
11/14	at Browns	P	0	0	0	0.0	0.0	0	0	0	0	0	0	0	0	0	0	0	0	0	0	0	0	0	0	0	L	7-21						
11/24	at Bengals	P	1	0	1	0.0	0.0	0	0	0	0	0	0	0	0	0	0	0	0	0	0	0	0	0	0	0	W	16-10						
12/01	Browns	P	0	0	0	0.0	0.0	0	0	0	0	0	0	0	0	0	0	0	0	0	0	0	0	0	0	0	W	20-13						
12/08	at Cardinals	P	0	0	0	0.0	0.0	0	0	0	0	0	0	0	0	0	0	0	0	0	0	0	0	0	0	0	W	23-17						
12/15	Bills												INACTIVE																				L	10-17
12/22	at Jets	P	1	1	0	0.0	0.0	0	0	0	0	0	0	0	0	0	0	0	0	0	0	0	0	0	0	0	L	10-16						
12/29	at Ravens	P	1	1	0	0.0	0.0	0	0	0	0	0	0	0	0	0	0	0	0	0	0	0	0	0	0	0	L	10-28						
2019 TOTALS		9-0	3	2	1	0.0	0.0	0	0	0	0	0	0	0	0	0	0	0	0	0	0	0	0	0	0	0	8-8							
+ - Overtime																																		

[illegible]

DATE	OPPONENT	P/S	TACKLES							INTERCEPTIONS				O. FUMB			ST			MISC		W/L	SCORE									
			TK	S	A	SK	YDS	TFL	YDS	QBH	NO	YDS	LG	TD	PD	FF	FR	YDS	TK	S	A			FF	FR	S	A					
01/10	Browns									ON INACTIVE LIST																					L	37-48
2020 TOTALS			0	0	0	0	0	0	0	0	0	0	0	0	0	0	0	0	0	0	0	0	0	0	0	0	0	0-1				



EST. 1933

STEELERS NATION

CLEVELAND

ON

33

CALVIN BUNDAGE LINEBACKER

HEIGHT: 6-1
WEIGHT: 220
COLLEGE: Oklahoma State
BORN: Apr. 8, 1998 (23)

BIRTHPLACE Edmond, OK
HOW ACQUIRED: UDFA '21
NFL EXPERIENCE: R

PRO CAREER

- ✦ Has yet to make NFL debut

TRANSACTIONS


- ✦ Signed a one-year contract with Pittsburgh on May 2, 2021

COLLEGE

- ✦ Played in 46 games (21 starts) in career at Oklahoma State (2016-20)
- ✦ Registered 148 tackles, 100 solo stops, 23 tackles for loss, 13 quarterback hurries, 11.5 sacks and one pass breakup
- ✦ Played in all 11 games and led the team with 7.0 sacks and six quarterback hurries in 2020
- ✦ His 0.64 sacks per game ranked sixth in the Big 12
- ✦ Second on the squad with 8.5 tackles for loss in 2020
- ✦ Registered 19 tackles on the year, including a sack-safety against Texas Tech
- ✦ Missed the entire 2019 season due to injury
- ✦ Registered 62 tackles, 41 solo stops, eight tackles for loss, four quarterback hurries and 1.5 sacks in 11 games (11 starts) in 2018
- ✦ Registered 54 tackles, 36 solo stops, 5.5 tackles for loss and 3.0 sacks in 13 games (nine starts) in 2017

PERSONAL

- ✦ Played at Santa Fe High School (Edmond, OK)
- ✦ Totaled 90 tackles in 12 games as a senior, including 65 solo stops and 2.0 sacks
- ✦ Junior stats included 81 tackles with 57 solo stops and a sack in only nine games played
- ✦ Son of Clyde and LaDonna Bundage
- ✦ Brother, Cayman, played football at University of Arizona
- ✦ Also has a sister, Alise
- ✦ Graduated with a degree in university studies/education



PRO CAREER

- ✦ Has played in 21 games (20 starts) in two-year NFL career
- ✦ Has registered 135 tackles (88 solo), nine tackles for loss, seven passes defended, four fumble recoveries, four quarterback hits, 2.0 sacks, two interceptions, one forced fumble and one fumble return for TD
- ✦ In 2019, led the team and all NFL rookies in tackles (109), solo tackles (72) and ranked fourth in both categories in TFLs (nine)
- ✦ Only Steelers rookie ever to eclipse 100 tackles
- ✦ First NFL rookie with a fumble return for a TD and an interception in the same game since safety Eddie Jackson of the Chicago Bears vs. Carolina on Oct. 26, 2017 and the 11th since the 1970 NFL-AFL merger
- ✦ First Steelers rookie, and just the second NFL rookie since the 1970 NFL-AFL merger, with a fumble return for a TD and an interception in the same game (Delton Hall accomplished the feat vs. San Francisco on Sept. 13, 1987)

2020 (STEELERS)

- ◆ Saw action in five regular-season games (five starts) before suffering a season-ending knee injury in Week 5 vs. Cleveland
- ◆ Recorded 26 tackles (16 solo), three passes defended, two quarterback hits and 1.0 sack

2019 (STEELERS)

- ★ Saw action in all 16 regular-season games (15 starts)
- ★ Led the team in total tackles (109) and solo tackles (72), tied for the team-lead in fumble recoveries (four), tied for third on the team in interceptions (two) and ranked fourth on the team in TFLs (nine)
- ★ Led all NFL rookies in total tackles and solo tackles, tied for second in fumble recoveries, ranked fourth in TFLs and tied for third in interceptions
- ★ Four fumble recoveries tied for second most in the NFL
- ★ Involved in seven of the Steelers' league-leading 38 forced turnovers (four fumble recoveries, two interceptions and one forced fumble)
- ★ His six total takeaways (interceptions and fumble recoveries) led all NFL rookies and rank tied for fourth in the NFL
- ★ First NFL rookie with at least 95 tackles, four fumble recoveries, two interceptions and one forced fumble in a season since Minnesota's Chad Greenway in 2007.

Fifth Steeler with a fumble return for a TD and an interception in the same game (Delton Hall accomplished the feat vs. San Francisco on Sept. 13, 1987)

- ★ First Steelers rookie with a fumble return for TD since Javon Hargrave at Cleveland on Nov. 20, 2016
 - ★ Made his NFL debut starting at inside linebacker and led the team with 11 tackles (seven solo) in Week 1 at New England
 - ★ Recorded seven tackles (three solo) and recovered a Seattle fumble in the fourth quarter, setting the Steelers up for a TD on the following play, in Week 2 vs. Seattle
 - ★ Led the team with 11 tackles (nine solo) and recovered two San Francisco fumbles on back-to-back drives in Week 3 at San Francisco
 - ★ Finished with eight tackles (five solo) and registered his first career interception (QB Lamar Jackson in the red zone) in Week 5 vs. Baltimore
 - ★ Led the team with seven tackles (four solo) and collected a nine-yard fumble return for a TD and intercepted Phillip Rivers in Week 6 at L.A. Chargers
- Registered a career-high 12 tackles (11 solo) in Week 17 at Baltimore

TRANSACTIONS

- ◆ Signed a four-year contract with Pittsburgh on May 12, 2019
- ◆ Drafted by Steelers in the first round (10th overall) of the 2019 NFL Draft after the team moved up 10 spots

COLLEGE

- ★ Played in 39 games (32 starts) at Michigan as a three-year letterman (2016-18)
- ★ Two-time Academic All-Big Ten Conference (2017-18)
- ★ Registered 194 tackles, 20.0 tackles for losses, 10.0 sacks, one interception and 17 passes defended in his Wolverines career
- ★ NCAA Consensus All-American and All-Big Ten First-Team honors in 2018
- ★ Nagurski-Woodson Big Ten Defensive Player of the Year and a Butkus-Fitzgerald Big Ten Linebacker of the Year recipient in 2018
- ★ Led the defense with 102 tackles, including 9.5 stops for losses, 5.0 sacks, one interception and nine pass breakups in 13 games (13 starts) in 2017
- ★ Registered 12 tackles and an assisted tackle for a loss in 13 games in 2016

PERSONAL

- ✦ Attended Charles W. Flanagan High School (Pembroke Pines, Fla.) and was coached by his father, Devin Bush, Sr.
- ✦ Won the Class 8A state championship in 2015
- ✦ Earned Class 8A first-team all-state honors as a junior and senior
- ✦ Father, Devin Bush, Sr. played in the NFL and won Super Bowl XXXIV with the St. Louis Rams
- ✦ Full name: Devin Bush Jr.

DEVIN BUSH'S NFL REGULAR SEASON DEFENSIVE STATISTICS

		TACKLES										INTERCEPTIONS					O. FUMB.			ST			MISC			
DATE	TEAM	GP	GS	TK	S	A	TFL	YDS	SK	YDS	QBH	NO	YDS	LG	TD	FF	FR	YDS	TK	S	A	FF	FR	S	A	
2019	Steelers	16	15	109	72	37	9	17	1.0	9.0	2	2	6	6	0	4	1	4	20	0	0	0	0	0	0	0
2020	Steelers	5	5	26	16	10	0	0	1.0	6.5	2	0	0	0	0	3	0	0	0	0	0	0	0	0	0	0
NFL TOTALS		21	20	135	88	47	9	17	2.0	15.5	4	2	6	6	0	7	1	4	20	0	0	0	0	0	0	0

[illegible]

Total Tackles	12 at Baltimore Ravens, Dec 29, 2019 11 at New England Patriots, Sep 08, 2019	Fumble Recoveries	2 at San Francisco 49ers, Sep 22, 2019 1 at Los Angeles Chargers, Oct 13, 2019
Sacks	1.0 vs. Cincinnati Bengals, Sep 30, 2019 0.5 vs. Cleveland Browns, Oct 18, 2020 ...1 more at 0.5.	Tackles For Loss	3 vs. Cincinnati Bengals, Sep 30, 2019 2 vs. Buffalo Bills, Dec 15, 2019
Passes Defensed	2 vs. Denver Broncos, Sep 20, 2020 1 vs. Houston Texans, Sep 27, 2020 ...4 more at 1.	Interceptions	1 at Los Angeles Chargers, Oct 13, 2019 1 vs. Baltimore Ravens, Oct 06, 2019
Forced Fumbles	1 at Cincinnati Bengals, Nov 24, 2019	Interception Return Yards	6 at Los Angeles Chargers, Oct 13, 2019

[illegible][illegible][illegible]



RICO BUSSEY

WIDE RECEIVER

HEIGHT: 6-2

BIRTHPLACE Lawton, OK

WEIGHT: 190

HOW ACQUIRED: UDFA '21

COLLEGE: Hawaii

NFL EXPERIENCE: R

BORN: Feb. 25, 1998 (23)

PRO CAREER

- ✦ Has yet to make NFL debut

TRANSACTIONS


- ✦ Signed as an undrafted free agent by Pittsburgh on May 2, 2021

COLLEGE

- ✦ Transferred to Hawai'i for his final season (2020)
- ✦ Started all eight regular-season games at wide receiver
- ✦ Finished third on the team in receptions (31) and receiving yards (274)
- ✦ Participated in the 2021 Hula Bowl
- ✦ Played three seasons (2017-19) at North Texas, where he racked up 128 receptions for 1,914 yards (15.0 avg.) and 21 TDs
- ✦ Ranks fourth in program history with 21 career receiving TDs
- ✦ As a junior in 2018, ranked eighth in the nation in TD catches (12) and 32nd in receiving yards (1,017)
- ✦ 2018 All-Conference USA First Team selection
- ✦ Named to the Biletnikoff Watch list in back-to-back seasons (2018, 2019)
- ✦ Redshirted in 2019 after appearing in just three games

PERSONAL

- ✦ 2016 graduate of Eisenhower High School (Lawton, Okla.)
- ✦ Registered 2,059 all-purpose yards with 16 combined TDs as a senior in 2015
- ✦ Member of The Daily Oklahoman Super 30
- ✦ Recorded 1,805 all-purpose yards as a junior in 2014, and hauled in 66 passes for 1,233 yards and 15 TDs
- ✦ Born in Lawton, Okla.



KAMERON CANADAY LONG SNAPPER

HEIGHT: 6-4
WEIGHT: 245
COLLEGE: Portland State
BORN: Aug. 20, 1993 (27)

BIRTHPLACE Eugene, OR
HOW ACQUIRED: FA '17
NFL EXPERIENCE: 5th year

PRO CAREER

- ✦ Has played in 67 games in five-year NFL career (Cardinals 2016; Steelers 2017-20)
- ✦ Has registered five tackles (four solo) on special teams
- ✦ Made NFL debut in Week 1 of 2016

2020 (STEELERS)

- ✦ Handled all the team's long-snapping duties for the fourth straight season
- ✦ Held for Chris Boswell, who owns the franchise record with 25 consecutive field goals made (2019-20)

2019 (STEELERS)

- ✦ Handled all the team's long-snapping duties for the third straight season

2018 (STEELERS)

- ✦ Handled all the team's long-snapping duties for the second straight season

2017 (STEELERS)

- ✦ Handled all the team's long-snapping duties, including for K Chris Boswell's franchise record-setting season with 35 field goals made and 142 points
- ✦ Made his Steelers debut and recorded one special teams tackle in Week 1 vs. Cleveland

2016 (CARDINALS)

- ✦ Served as the long-snapper for the first three regular-season games before being released on Sept. 27

TRANSACTIONS

- ✦ Signed a two-year contract extension with Pittsburgh on Mar. 17, 2020
- ✦ Signed a Reserve/Future contract with the Steelers on Jan. 16, 2018
- ✦ Signed by Pittsburgh on May 30, 2017
- ✦ Waived by the Steelers on May 5, 2017
- ✦ Signed with Pittsburgh on Feb. 22, 2017
- ✦ Released by Arizona on September 27, 2016
- ✦ Signed with the Cardinals as an undrafted rookie free agent on May 2, 2016

COLLEGE

- ✦ Played in 41 games as the four-year starting long snapper at Portland State (2012-15)
- ✦ As a senior in 2015, named an FCS third-team All-American and helped Portland State earn just its second berth in the FCS playoffs since moving up from Division II in 1996

PERSONAL

- ✦ Attended Sheldon High School (Eugene, Ore.)
- ✦ Named first-team All-Southwest League as a defensive lineman
- ✦ Recorded 78 tackles, 4.0 sacks, one interception, one fumble recovery and three pass breakups
- ✦ Also played basketball
- ✦ Son of Tami and Bob Canaday

KAMERON CANADAY'S NFL REGULAR SEASON STATISTICS

DATE	TEAM	GP
2016	Cardinals	3
2017	Steelers	16
2018	Steelers	16
2019	Steelers	16
2020	Steelers	16
NFL TOTALS		67

KAMERON CANADAY'S NFL POSTSEASON STATISTICS

DATE	TEAM	GP
2017	Steelers	1
2020	Steelers	1
NFL TOTALS		2

2016 GAME-BY-GAME REGULAR-SEASON STATISTICS (CARDINALS)

DATE	OPPONENT		W/L	SCORE
09/11	Patriots	P	L	21-23
09/18	Buccaneers	P	W	40-7
09/25	at Bills	P	L	18-33
2016 TOTALS	3		1-2	

2017 GAME-BY-GAME REGULAR-SEASON STATISTICS (STEELERS)

DATE	OPPONENT		W/L	SCORE
09/10	at Browns	P	W	21-18
09/17	Vikings	P	W	26-9
09/24	at Bears	P	L	17-23+
10/01	at Ravens	P	W	26-9
10/08	Jaguars	P	L	9-30
10/15	at Chiefs	P	W	19-13
10/22	Bengals	P	W	29-14
10/29	at Lions	P	W	20-15
11/12	at Colts	P	W	20-17
11/16	Titans	P	W	40-17
11/26	Packers	P	W	31-28
12/04	at Bengals	P	W	23-20
12/10	Ravens	P	W	39-38
12/17	Patriots	P	L	24-27
12/25	at Texans	P	W	34-6
12/31	Browns	P	W	28-24
2017 TOTALS	16		13-3	

+ - Overtime

2018 GAME-BY-GAME REGULAR-SEASON STATISTICS (STEELERS)

DATE	OPPONENT		W/L/T	SCORE
09/09	at Browns	P	T	21-21
09/16	Chiefs	P	L	37-42
09/24	at Buccaneers	P	W	30-27
09/30	Ravens	P	L	14-26
10/07	Falcons	P	W	41-17
10/14	at Bengals	P	W	28-21
10/28	Browns	P	W	33-18
11/04	at Ravens	P	W	23-16
11/08	Panthers	P	W	52-21
11/18	at Jaguars	P	W	20-16
11/25	at Broncos	P	L	17-24
12/02	Chargers	P	L	30-33
12/09	at Raiders	P	L	21-24
12/16	Patriots	P	W	17-10
12/23	at Saints	P	L	28-31
12/30	Bengals	P	W	16-13
2018 TOTALS	16		9-6-1	

2019 GAME-BY-GAME REGULAR-SEASON STATISTICS (STEELERS)

DATE	OPPONENT		W/L	SCORE
09/08	at Patriots	P	L	3-33
09/15	Seahawks	P	L	26-28
09/22	at 49ers	P	L	20-24
09/30	Bengals	P	W	27-3
10/06	Ravens	P	L	23-26+
10/13	at Chargers	P	W	24-17
10/28	Dolphins	P	W	27-14
11/03	Colts	P	W	26-24
11/10	Rams	P	W	17-12
11/14	at Browns	P	L	7-21
11/24	at Bengals	P	W	16-10
12/01	Browns	P	W	20-13
12/08	at Cardinals	P	W	23-17
12/15	Bills	P	L	10-17
12/22	at Jets	P	L	10-16
12/29	at Ravens	P	L	10-28
2019 TOTALS	16		8-8	

+ - Overtime

2020 GAME-BY-GAME REGULAR-SEASON STATISTICS (STEELERS)


DATE	OPPONENT		W/L	SCORE
09/14	at Giants	P	W	26-16
09/20	Broncos	P	W	26-21
09/27	Texans	P	W	28-21
10/11	Eagles	P	W	38-29
10/18	Browns	P	W	38-7
10/25	at Titans	P	W	27-24
11/01	at Ravens	P	W	28-24
11/08	at Cowboys	P	W	24-19
11/15	Bengals	P	W	36-10
11/22	at Jaguars	P	W	27-3
12/02	Ravens	P	W	19-14
12/07	Washington	P	L	17-23
12/13	at Bills	P	L	15-26
12/21	at Bengals	P	L	17-27
12/27	Colts	P	W	28-24
01/03	at Browns	P	L	22-24
2020 TOTALS		16	12-4	

2017 GAME-BY-GAME POSTSEASON STATISTICS (STEELERS)

DATE	OPPONENT		W/L	SCORE
01/14	Jaguars	P	L	42-45
2017 TOTALS		1	0-1	

2020 GAME-BY-GAME POSTSEASON STATISTICS (STEELERS)

DATE	OPPONENT		W/L	SCORE
01/10	Browns	P	L	37-48
2020 TOTALS		1	0-1	



EST. 1933

FEELERS NATION

61

T.J. CARTER

DEFENSIVE LINEMAN

HEIGHT: 6-4

WEIGHT: 289

COLLEGE: Kentucky

BORN: Sep. 15, 1998 (22)

BIRTHPLACE: Mableton, GA

HOW ACQUIRED: FA-20

NFL EXPERIENCE: 1st year

PRO CAREER

- ✦ Has yet to make NFL debut

TRANSACTIONS

- ✦ Signed a one-year contract with Pittsburgh on Apr. 10, 2021
- ✦ Waived by New Orleans on Sept. 5, 2020
- ✦ Signed a one-year contract with the Saints on Aug. 29, 2020
- ✦ Waived by Arizona on July 26, 2020
- ✦ Signed with the Cardinals as an undrafted rookie free agent on Apr. 26, 2020

COLLEGE

- ✦ Played in 50 career games (28 starts) at Kentucky (2016-19)
- ✦ Registered 71 tackles, 12.0 tackles for loss, 6.0 sacks, five pass breakups and 10 quarterback hurries
- ✦ Recorded a career-best 26 tackles as a senior in 2019 to go along with 6.0 tackles for loss and 2.0 sacks
- ✦ Member of a senior class who won 32 games over the last four seasons, the most wins for UK in a four-year span since 1949-52, when Paul "Bear" Bryant coached the Cats
- ✦ Helped UK advance to four consecutive bowl appearances and back-to-back bowl wins for the first time since the 2007 Music City Bowl and 2009 Liberty Bowl
- ✦ Graduated in May of 2020 with a degree in information communication technology and a minor in criminology

PERSONAL

- ✦ Earned first-team All-South Region G-A and first-team All-Cobb County honors as a senior playing defensive end and offensive tackle at Whitefield Academy
- ✦ Four-year letter winner and three-year starter
- ✦ Totaled 68 tackles, including 10 for loss as a senior, and recorded 6.0 sacks and 18 quarterback hurries
- ✦ Led the Wolfpack in sacks as both a sophomore and junior
- ✦ Named Defensive Player of the Game vs. Walker after recording six tackles for loss and a sack in addition to four pancake blocks on the offensive line as a junior
- ✦ Born in Atlanta, Ga.
- ✦ Son of Jacqueline and Jerald Carter


2020 GAME-BY-GAME REGULAR-SEASON STATISTICS (CARDINALS)

			TACKLES							INTERCEPTIONS					O. FUMB.			ST			MISC.						
DATE	OPPONENT	P/S	TK	S	A	SK	YDS	TFL	YDS	QBH	NO	YDS	LG	TD	PD	FF	FR	YDS	TK	S	A	FF	FR	S	A	W/L	SCORE
09/13	at 49ers																									W	24-20
09/20	Washington																									W	30-15
09/27	Lions																									L	23-26
10/04	at Panthers																									L	21-31
10/11	at Jets																									W	30-10
10/19	at Cowboys																									W	38-10
10/25	Seahawks																									W	37-34+
11/08	Dolphins																									L	31-34
11/15	Bills																									W	32-30
11/19	at Seahawks																									L	21-28
11/29	at Patriots																									L	17-20
12/06	Rams																									L	28-38
12/13	at Giants																									W	26-7
12/20	Eagles																									W	33-26
12/26	49ers																									L	12-20
01/03	at Rams																									L	7-18

2020 TOTALS

+ - Over/Under

0 0 0 0 0.0 0.0 8-8



CHASE CLAYPOOL

WIDE RECEIVER

HEIGHT: 6-4	BIRTHPLACE: Abbotsford, British Columbia, Canada
WEIGHT: 238	HOW ACQUIRED: D2 '20
COLLEGE: Notre Dame	NFL EXPERIENCE: 2nd year
BORN: Jul. 7, 1998 (23)	

PRO CAREER

- ✦ Played in 16 games (six starts) as a rookie in 2020
- ✦ Has caught 62 passes for 873 yards and nine TDs
- ✦ Has rushed 10 times for 16 yards and two TDs
- ✦ Drafted by the Steelers in the second round (49th overall) of the 2020 NFL Draft

2020 (STEELERS)

- ✦ Led the Steelers in receiving TDs (tied w/ nine), yards/catch (14.1) and total TDs (11)
- ✦ Ranked second on the Steelers in receiving yards (873)
- ✦ His nine receiving TDs in 2020 led all rookies
- ✦ His 11 total TDs in 2020 led all rookie wideouts and ranked tied for second regardless of position (Washington RB Antonio Gibson)
- ✦ His 11 TDs in 2020 ranked tied for sixth by a rookie wideout since the 1970 AFL-NFL merger
- ✦ His nine receiving TDs in 2020 ranked tied for ninth by a rookie since the 1970 AFL-NFL merger
- ✦ Registered seven receptions for 110 yards and three TDs, and added a rushing TD, in the Steelers' 38-29 win over Philadelphia in Week 5
- ✦ Third rookie wide receiver to record four TDs in a single game in NFL history, joining Jerry Butler (Sept. 23, 1979) and Harlon Hill (Oct. 31, 1954)
- ✦ Fourth rookie with at least two receiving TDs and one rushing TD in a single game since 1970, joining Lynn Cain (Oct. 14, 1979), Joey Galloway (Nov. 12, 1995) and Kareem Hunt (Sept. 7, 2017)
- ✦ Fourth player since 1990 to register at least three receiving TDs and one rushing TD in a game
- ✦ First Steelers rookie with three TDs in a game since TE Eric Green in 1990
- ✦ First Steelers rookie with four TDs in a game and first Steelers player since Roy Jefferson on November 3, 1968
- ✦ Fourth Steelers rookie in franchise history with at least three TDs, joining Green, RB Franco Harris and E Jimmy Orr
- ✦ First Steelers rookie with a rush TD and reception TD in the same game since Franco Harris at Buffalo (Oct. 29, 1972)
- ✦ First Steelers wideout with a Rush TD and Rec TD in the same game since Hines Ward in Week 9, 2004, against the Eagles
- ✦ Sixth rookie in NFL history to record two Rec TD and a Rush TD in a game, joining Kareem Hunt (2017), Joey Galloway (1995), Lynn Cain (1979), Gale Sayers (1965) and Abner Hayes (1960).
- ✦ Ranked among the rookie leaders in franchise history in TD grabs (nine, tied first), receptions (62, first) and receiving yards (873, third).
- ✦ First rookie wide receiver with multiple TD receptions in a single game since Corey Davis had two at New England on Jan. 13, 2018
- ✦ Ninth rookie and seventh rookie wide receiver to catch multiple TD passes in a single postseason game since the 1970 AFL-NFL merger
- ✦ First wide receiver in the Super Bowl era and the fourth in league history with at least 10 TDs in his first 10 career games, joining Billy Howton (11 TDs in 1952), Bill Groman (10 in 1960) and Harlon Hill (10 in 1954)
- ✦ Caught two TD passes in the Wild Card loss to Cleveland, which tied the NFL rookie postseason record for TD receptions in a game

TRANSACTIONS

- ✦ Signed a four-year contract with Pittsburgh on July 24, 2020
- ✦ Drafted by the Steelers in the second round (49th overall) of the 2020 NFL Draft

COLLEGE

- ✦ Played in 50 games with 33 starts over his four-year career (2016-19) for Notre Dame
- ✦ Caught 150 passes for 2,159 yards and 19 TDs over his career
- ✦ One of seven wideouts in Notre Dame history with at least 150 career receptions
- ✦ Ended collegiate career with the 11th-most receiving yards in school history
- ✦ 19 career TD receptions ranked tied for seventh in school history
- ✦ Registered five career 100-yard receiving games, which ranked tied for 10th in school history
- ✦ Led Notre Dame with 66 catches for 1,037 yards and 13 TDs while starting all 13 games as a senior in 2019
- ✦ His 13 TD receptions ranked sixth in single-season school history
- ✦ Tied the school record with four TD receptions against Navy on Nov. 16, 2019
- ✦ Named 2019 Camping World Bowl MVP after catching seven passes for 146 yards and a TD in a route of Iowa State
- ✦ Played in all 13 games, starting 12 of those contests, as a junior in 2018
- ✦ Finished the season second on the Irish with 639 receiving yards on 50 receptions and four TDs
- ✦ Saw action in 12 games and started eight contests as a sophomore in 2017
- ✦ Ranked second on the Irish in both receptions (29) and receiving yards (402)
- ✦ Caught nine passes for a career-best 180 yards and a TD vs. Wake Forest (Nov. 4, 2017)
- ✦ Eighth player from Canada to appear in varsity action for Notre Dame
- ✦ Graduated with a degree in management consulting

PERSONAL

- ✦ Attended Abbotsford Senior Secondary School (Abbotsford, British Columbia)
- ✦ One of the top players ever to come out of British Columbia
- ✦ Helped Abbotsford reach the 2015 British Columbia High School Football AA Championship game (first such berth since 1984)
- ✦ In 2015, versatile athlete caught 58 passes for 1,473 yards and 18 TDs; rushed for 567 yards and eight TDs on 47 carries; completed six of eight passes for 103 yards and three TDs; added 74 tackles, including two sacks, two fumble recoveries and five interceptions; returned four punts for 195 yards (two TDs) and seven kickoffs for 176 yards (one TD)
- ✦ Held the following school records: career and single-season TDs, career and single-season receiving yards, career and single-season receptions, single-season tackles, career and single-season interceptions and longest receiving TD
- ✦ One of three finalists for the Sports BC 50th annual Athlete of the Year

- ✦ No. 280-ranked player nationally and No. 12-ranked tight end on Scout.com 300 list
- ✦ No. 159-ranked player in the nation and No. 12-ranked wide receiver on ESPN 300 list
- ✦ No. 170-ranked player in the nation and No. 33-ranked wide receiver on 247Sports.com Top 247
- ✦ No. 109-ranked player in the nation and No. 22-ranked wide receiver on Rivals.com 250 list
- ✦ No. 262-ranked player on the Tom Lemming Prep Football Report
- ✦ Full name: Chase Claypool

CHASE CLAYPOOL'S NFL REGULAR SEASON RUSHING/RECEIVING STATISTICS

DATE	TEAM	GP	GS	RECEIVING					TD	RUSHING				
				NO.	YDS.	AVG.	LG			NO.	YDS.	AVG.	LG	TD
2020	Steelers	16	6	62	873	14.1	84t		9	10	16	1.6	8	2
NFL TOTALS		16	6	62	873	14.1	84T		9	10	16	1.6	8	2

CHASE CLAYPOOL'S NFL POSTSEASON RUSHING/RECEIVING STATISTICS

DATE	TEAM	GP	GS	RECEIVING					TD	RUSHING				
				NO.	YDS.	AVG.	LG			NO.	YDS.	AVG.	LG	TD
2020	Steelers	1	1	5	59	11.8	29t		2	0	0	0.0	0	0
NFL TOTALS		1	1	5	59	11.8	29T		2	0	0	0.0	0	0

CHASE CLAYPOOL'S NFL REGULAR SEASON RETURN STATISTICS

KICKOFF RETURNS							PUNT RETURNS					
DATE	TEAM	RET.	YDS.	AVG.	LG	TD	NO.	FC	YDS.	AVG.	LG	TD
2020	Steelers	0	0	0.0	0	0	0	0	0	0.0	0	0
NFL TOTALS		0	0	0.0	0	0	0	0	0	0.0	0	0

CHASE CLAYPOOL'S NFL POSTSEASON RETURN STATISTICS

KICKOFF RETURNS							PUNT RETURNS					
DATE	TEAM	RET.	YDS.	AVG.	LG	TD	NO.	FC	YDS.	AVG.	LG	TD
2020	Steelers	0	0	0.0	0	0	0	0	0	0.0	0	0
NFL TOTALS		0	0	0.0	0	0	0	0	0	0.0	0	0

SINGLE-GAME HIGHS: RUSHING/RECEIVING

Rush Attempts	3 vs. Philadelphia Eagles, Oct 11, 2020 2 vs. Cincinnati Bengals, Nov 15, 2020 ...1 more at 2.	Longest Receptions	84t vs. Denver Broncos, Sep 20, 2020 41 at Cleveland Browns, Jan 03, 2021
Rushing Yards	8 at New York Giants, Sep 14, 2020 7 vs. Cleveland Browns, Oct 18, 2020	Receiving TDs	3 vs. Philadelphia Eagles, Oct 11, 2020 2 vs. Cincinnati Bengals, Nov 15, 2020
Longest Runs	8 at New York Giants, Sep 14, 2020 4 at Dallas Cowboys, Nov 08, 2020 ...1 more at 4.	All-Purpose Yards	116 vs. Philadelphia Eagles, Oct 11, 2020 101 at Cleveland Browns, Jan 03, 2021
Rushing TDs	1 vs. Cleveland Browns, Oct 18, 2020 1 vs. Philadelphia Eagles, Oct 11, 2020	Special Teams Tackles	3 vs. Denver Broncos, Sep 20, 2020 1 at Cleveland Browns, Jan 03, 2021 ...2 more at 1.
Receptions	8 at Dallas Cowboys, Nov 08, 2020 7 vs. Philadelphia Eagles, Oct 11, 2020	Most TDs	4 vs. Philadelphia Eagles, Oct 11, 2020 2 vs. Cincinnati Bengals, Nov 15, 2020
Receiving Yards	110 vs. Philadelphia Eagles, Oct 11, 2020 101 at Cleveland Browns, Jan 03, 2021		

SINGLE-GAME HIGHS - POSTSEASON: RECEIVING

Receptions	5 vs. Cleveland Browns, Jan 10, 2021	Receiving TDs	2 vs. Cleveland Browns, Jan 10, 2021
Receiving Yards	59 vs. Cleveland Browns, Jan 10, 2021	All-Purpose Yards	59 vs. Cleveland Browns, Jan 10, 2021
Longest Receptions	29t vs. Cleveland Browns, Jan 10, 2021 15 vs. Cleveland Browns, Jan 10, 2021 7 vs. Cleveland Browns, Jan 10, 2021 7t vs. Cleveland Browns, Jan 10, 2021 1 vs. Cleveland Browns, Jan 10, 2021	Most TDs	2 vs. Cleveland Browns, Jan 10, 2021

100-YARD RECEIVING GAMES (2): REGULAR SEASON


DATE	TEAM	NO.	YDS.	AVG.	LG	TD
10/11/20	EAGLES	7	110	15.7	35t	3
01/03/21	at Browns	5	101	20.2	41	1

2020 GAME-BY-GAME REGULAR-SEASON STATISTICS (STEELERS)

DATE	OPPONENT	P/S	RECEIVING					RUSHING					W/L	SCORE
			NO.	YDS.	AVG.	LG	TD	NO.	YDS.	AVG.	LG	TD		
09/14	at Giants	P	2	39	19.5	28	0	1	8	8.0	8	0	W	26-16
09/20	Broncos	P	3	88	29.3	84t	1	0	0	0.0	0	0	W	26-21
09/27	Texans	P	1	24	24.0	24	0	0	0	0.0	0	0	W	28-21
10/11	Eagles	S	7	110	15.7	35t	3	3	6	2.0	3	1	W	38-29
10/18	Browns	P	4	74	18.5	36	0	2	7	3.5	4	1	W	38-7
10/25	at Titans	S	1	-2	-2.0	-2	0	0	0	0.0	0	0	W	27-24
11/01	at Ravens	P	5	42	8.4	10	1	0	0	0.0	0	0	W	28-24
11/08	at Cowboys	P	8	69	8.6	14	0	1	4	4.0	4	0	W	24-19
11/15	Bengals	P	4	56	14.0	15	2	2	-3	-1.5	0	0	W	36-10
11/22	at Jaguars	P	4	59	14.8	31t	1	0	0	0.0	0	0	W	27-3
12/02	Ravens	P	6	52	8.7	22	0	0	0	0.0	0	0	W	19-14
12/07	Washington	S	2	38	19.0	30	0	0	0	0.0	0	0	L	17-23
12/13	at Bills	S	3	15	5.0	6	0	0	0	0.0	0	0	L	15-26
12/21	at Bengals	P	3	54	18.0	37	0	1	-6	-6.0	-6	0	L	17-27
12/27	Colts	S	4	54	13.5	34	0	0	0	0.0	0	0	W	28-24
01/03	at Browns	S	5	101	20.2	41	1	0	0	0.0	0	0	L	22-24
2020 TOTALS		16-6	62	873	14.1	84T	9	10	16	1.6	8	2	12-4	

2020 GAME-BY-GAME POSTSEASON STATISTICS (STEELERS)

DATE	OPPONENT	P/S	RECEIVING					RUSHING					W/L	SCORE
			NO.	YDS.	AVG.	LG	TD	NO.	YDS.	AVG.	LG	TD		
01/10	Browns	S	5	59	11.8	29t	2	0	0	0.0	0	0	L	37-48
2020 TOTALS		1-1	5	59	11.8	29T	2	0	0	0.0	0	0	0-1	



AVIANTE COLLINS

TACKLE

HEIGHT: 6-4	BIRTHPLACE Missouri City, TX
WEIGHT: 292	HOW ACQUIRED: FA '21
COLLEGE: Texas Christian	NFL EXPERIENCE: 4th year
BORN: Apr. 21, 1993 (28)	

PRO CAREER

- ✦ Has played in five games (one start) in four-year career (Vikings 2017-20)
- ✦ Made NFL debut in Week 5 of 2017 at Chicago
- ✦ Made NFL starting debut in Week 17 of 2019 vs. Chicago

2020 (VIKINGS)

- ✦ Spent training camp with Minnesota and had a stint on the Vikings practice squad
- ✦ Promoted to the Minnesota active roster in Week 11

2019 (VIKINGS)

- ✦ Played in two games (one start)
- ✦ Made NFL starting debut in Week 17 vs. Chicago
- ✦ Made season debut on special teams in Week 11 vs. Denver
- ✦ Promoted to the Minnesota active roster in Week 11
- ✦ Inactive for Divisional game at San Francisco and Wild Card game at New Orleans
- ✦ Spent training camp with Minnesota and had a stint on the Vikings practice squad

2018 (VIKINGS)

- ✦ Inactive for Week 1 vs. San Francisco
- ✦ Placed on Reserve/Injured List for the rest of the season

2017 (VIKINGS)

- ✦ Played in three games (no starts)
- ✦ Made NFL debut in Week 5 at Chicago
- ✦ Played in both playoff games (vs. New Orleans and vs. Philadelphia)

TRANSACTIONS

- ✦ Signed a Reserve/Future contract with Pittsburgh on Feb. 2, 2021
- ✦ Signed to the Minnesota practice squad on Nov. 23, 2020
- ✦ Promoted to the Vikings active roster from the practice squad on Nov. 21, 2020
- ✦ Signed to the Minnesota practice squad on Sept. 7, 2020
- ✦ Waived by the Vikings on Sept. 5, 2020
- ✦ Promoted to the Minnesota active roster from the practice squad on Nov. 14, 2019
- ✦ Signed to the Vikings practice squad on Sept. 1, 2019
- ✦ Waived by Minnesota on Aug. 31, 2019
- ✦ Signed as an undrafted free agent by the Vikings on Apr. 30, 2017

COLLEGE

- ✦ Played collegiately at TCU (2012-14, 2016) and appeared in 49 career games (36 starts) for the Horned Frogs
- ✦ Started all 13 games as a redshirt senior in 2016
- ✦ Participated in the 2017 NFL Combine
- ✦ Started 22 games during his first two seasons at TCU, including 13 as a true freshman (16 at right tackle and six at left tackle)
- ✦ Earned All-Freshman Team honorable mention by CollegeFootballNews.com in 2012

PERSONAL

- ✦ Comes from a track family
- ✦ Father, Bill, was inducted into the TCU Lettermen's Hall of Fame as a three-time Southwest Conference championship sprinter
- ✦ Brother, Lavon, was a two-time All-American sprinter/hurdler for the Horned Frogs
- ✦ Mother, Robin, ran track at the University of Houston
- ✦ Ran a 4.81 second 40-yard dash at the 2017 NFL Combine, which was the third fastest time among offensive lineman in Combine history at the time
- ✦ Attended Willowridge High School (Houston, Texas)
- ✦ Three-year letterwinner in football and four-year letterwinner in track, placing third in state Class 5A shot put as a sophomore and junior, and fourth as a senior

AVIANTE COLLINS' NFL REGULAR SEASON STATISTICS

DATE	TEAM	GP	GS
2017	Vikings	3	0
2018	Vikings	0	0
2019	Vikings	2	1
2020	Vikings	0	0
NFL TOTALS		5	1

AVIANTE COLLINS' NFL POSTSEASON STATISTICS

DATE	TEAM	GP	GS
2017	Vikings	2	0
2019	Vikings	0	0
NFL TOTALS		2	0

2017 GAME-BY-GAME REGULAR-SEASON STATISTICS (VIKINGS)

DATE	OPPONENT	P/S		W/L	SCORE
09/11	Saints		ON INACTIVE LIST	W	29-19
09/17	at Steelers		ON INACTIVE LIST	L	9-26
09/24	Buccaneers		INACTIVE	W	34-17
10/01	Lions		DID NOT PLAY (NON-INJURY)	L	7-14
10/09	at Bears	P		W	20-17
10/15	Packers		INACTIVE	W	23-10
10/22	Ravens		INACTIVE	W	24-16
10/29	at Browns	P		W	33-16
11/12	at Washington		DID NOT PLAY (NON-INJURY)	W	38-30
11/19	Rams		INACTIVE	W	24-7
11/23	at Lions		INACTIVE	W	30-23
12/03	at Falcons		INACTIVE	W	14-9
12/10	at Panthers		DID NOT PLAY (NON-INJURY)	L	24-31
12/17	Bengals		DID NOT PLAY (NON-INJURY)	W	34-7
12/23	at Packers		ON INACTIVE LIST	W	16-0
12/31	Bears	P		W	23-10
2017 TOTALS		3-0		13-3	

2018 GAME-BY-GAME REGULAR-SEASON STATISTICS (VIKINGS)

DATE	OPPONENT	P/S		W/L/T	SCORE
09/09	49ers		INACTIVE	W	24-16
09/16	at Packers		DID NOT PLAY	T	29-29
09/23	Bills		INJURED RESERVE	L	6-27
09/27	at Rams		INJURED RESERVE	L	31-38
10/07	at Eagles		INJURED RESERVE	W	23-21
10/14	Cardinals		INJURED RESERVE	W	27-17
10/21	at Jets		INJURED RESERVE	W	37-17
10/28	Saints		INJURED RESERVE	L	20-30
11/04	Lions		INJURED RESERVE	W	24-9
11/18	at Bears		INJURED RESERVE	L	20-25
11/25	Packers		INJURED RESERVE	W	24-17
12/02	at Patriots		INJURED RESERVE	L	10-24
12/10	at Seahawks		INJURED RESERVE	L	7-21
12/16	Dolphins		INJURED RESERVE	W	41-17
12/23	at Lions		INJURED RESERVE	W	27-9
12/30	Bears		INJURED RESERVE	L	10-24
2018 TOTALS		0-0		8-7-1	

2019 GAME-BY-GAME REGULAR-SEASON STATISTICS (VIKINGS)

DATE	OPPONENT	P/S		W/L	SCORE
09/08	Falcons		DID NOT PLAY	W	28-12
09/15	at Packers		PRACTICE SQUAD	L	16-21
09/22	Raiders		PRACTICE SQUAD	W	34-14
09/29	at Bears		PRACTICE SQUAD	L	6-16
10/06	at Giants		PRACTICE SQUAD	W	28-10
10/13	Eagles		PRACTICE SQUAD	W	38-20
10/20	at Lions		PRACTICE SQUAD	W	42-30
10/24	Washington		PRACTICE SQUAD	W	19-9
11/03	at Chiefs		PRACTICE SQUAD	L	23-26
11/10	at Cowboys		PRACTICE SQUAD	W	28-24
11/17	Broncos	P		W	27-23
12/02	at Seahawks		INACTIVE	L	30-37
12/08	Lions		INACTIVE	W	20-7
12/15	at Chargers		INACTIVE	W	39-10
12/23	Packers		INACTIVE	L	10-23
12/29	Bears	S		L	19-21
2019 TOTALS		2-1		10-6	

2020 GAME-BY-GAME REGULAR-SEASON STATISTICS (VIKINGS)

DATE	OPPONENT	P/S		W/L	SCORE
09/13	Packers		PRACTICE SQUAD	L	34-43
09/20	at Colts		PRACTICE SQUAD	L	11-28
09/27	Titans		PRACTICE SQUAD	L	30-31
10/04	at Texans		PRACTICE SQUAD	W	31-23
10/11	at Seahawks		PRACTICE SQUAD	L	26-27
10/18	Falcons		PRACTICE SQUAD	L	23-40
11/01	at Packers		NOT ON ROSTER	W	28-22
11/08	Lions		NOT ON ROSTER	W	34-20
11/16	at Bears		PRACTICE SQUAD	W	19-13
11/22	Cowboys		PRACTICE SQUAD	L	28-31
11/29	Panthers		PRACTICE SQUAD	W	28-27
12/06	Jaguars		PRACTICE SQUAD	W	27-24+
12/13	at Buccaneers		PRACTICE SQUAD	L	14-26
12/20	Bears		PRACTICE SQUAD	L	27-33
12/25	at Saints		PRACTICE SQUAD	L	33-52
01/03	at Lions		PRACTICE SQUAD	W	37-35
2020 TOTALS		0-0		7-9	

+ - Overtime


2017 GAME-BY-GAME POSTSEASON STATISTICS (VIKINGS)

DATE	OPPONENT	P/S		W/L	SCORE
01/14	Saints	P		W	29-24
01/21	at Eagles	P		L	7-38
2017 TOTALS		2-0		1-1	

2019 GAME-BY-GAME POSTSEASON STATISTICS (VIKINGS)

DATE	OPPONENT	P/S		W/L	SCORE
01/05	at Saints		INACTIVE	W	28-20+
01/11	at 49ers		INACTIVE	L	10-27
2019 TOTALS		0-0		1-1	

+ - Overtime



79

RASHAAD COWARD
(ruh-SHADD)
OFFENSIVE LINEMAN
HEIGHT: 6-5
WEIGHT: 319
COLLEGE: Old Dominion
BORN: Nov. 6, 1994 (26)
BIRTHPLACE: Brooklyn, NY
HOW ACQUIRED: FA '21

PRO CAREER

- ✦ Has played in 30 games (15 starts) over his four-year NFL career (Bears 2017-20)
- ✦ Appeared in one game as a defensive lineman in 2017 after being called up from the practice squad
- ✦ Made the transition from defensive line to offensive line during the 2018 offseason

2020 (BEARS)

- ✦ Appeared in 16 regular-season games (five starts)
- ✦ Started three games at left guard (Weeks 6-8) and two at right tackle (Weeks 9-10)
- ✦ Saw action on special teams in the Wild Card playoff game at the Saints
- ✦ Received his first start of the season at left guard in Week 6 in place of the injured James Daniels

2019 (BEARS)

- ✦ Appeared in 13 regular-season games (10 starts) at right guard
- ✦ Inactive for Weeks 1-2 and 17
- ✦ His 10 starts came after starter Kyle Long was placed on IR

2018 (BEARS)

- ✦ Inactive for all 16 regular-season games and the Wild Card playoff game

2017 (BEARS)

- ✦ Spent time on the Chicago's practice squad before being called up to the active roster Dec. 9

TRANSACTIONS

- ✦ Signed a one-year contract with Pittsburgh on Mar. 29, 2021
- ✦ Signed a one-year contract with Chicago on Mar. 13, 2019
- ✦ Promoted to the Chicago active roster from the practice squad on Dec. 10, 2017
- ✦ Signed to the Bears practice squad on Sept. 3, 2017
- ✦ Waived by Chicago on Sept. 2, 2017
- ✦ Signed by the Bears as an undrafted free agent on May 11, 2017

COLLEGE

- ✦ Team captain
- ✦ Appeared in 47 games, totaling 136 tackles, 14.5 tackles for a loss, 3.5 sacks, two fumble recoveries and one pass breakup in four seasons (2013-16) at Old Dominion
- ✦ Started all 13 games at defensive tackle as a senior; finished fourth on the team with 50 tackles and added 7.5 tackles for a loss and 1.5 sacks
- ✦ Also scored a touchdown on a seven-yard fumble recovery

PERSONAL

- ✦ Attended Sheepshead Bay High School in Brooklyn, N.Y.

RASHAAD COWARD'S NFL REGULAR SEASON STATISTICS

DATE	TEAM	GP	GS
2017	Bears	1	0
2018	Bears	0	0
2019	Bears	13	10
2020	Bears	16	5
NFL TOTALS		30	15

RASHAAD COWARD'S NFL POSTSEASON STATISTICS

DATE	TEAM	GP	GS
2018	Bears	0	0
2020	Bears	1	0
NFL TOTALS		1	0

2017 GAME-BY-GAME REGULAR-SEASON STATISTICS (BEARS)

DATE	OPPONENT	P/S		W/L	SCORE
09/10	Falcons		DID NOT PLAY	L	17-23
12/10	at Bengals	P		W	33-7
12/16	at Lions		ON INACTIVE LIST	L	10-20
12/24	Browns		INACTIVE	W	20-3
12/31	at Vikings		INACTIVE	L	10-23
2017 TOTALS		1-0		2-3	

2018 GAME-BY-GAME REGULAR-SEASON STATISTICS (BEARS)

DATE	OPPONENT	P/S		W/L	SCORE
09/09	at Packers		INACTIVE	L	23-24
09/17	Seahawks		ON INACTIVE LIST	W	24-17
09/23	at Cardinals		INACTIVE	W	16-14
09/30	Buccaneers		INACTIVE	W	48-10
10/14	at Dolphins		INACTIVE	L	28-31+
10/21	Patriots		INACTIVE	L	31-38
10/28	Jets		INACTIVE	W	24-10
11/04	at Bills		INACTIVE	W	41-9
11/11	Lions		INACTIVE	W	34-22
11/18	Vikings		INACTIVE	W	25-20
11/22	at Lions		INACTIVE	W	23-16
12/02	at Giants		INACTIVE	L	27-30+
12/09	Rams		INACTIVE	W	15-6
12/16	Packers		INACTIVE	W	24-17
12/23	at 49ers		INACTIVE	W	14-9
12/30	at Vikings		ON INACTIVE LIST	W	24-10
2018 TOTALS		0-0		12-4	

+ - Overtime

2019 GAME-BY-GAME REGULAR-SEASON STATISTICS (BEARS)

DATE	OPPONENT	P/S		W/L	SCORE
09/05	Packers		ON INACTIVE LIST	L	3-10
09/15	at Broncos		INACTIVE	W	16-14
09/23	at Washington	P		W	31-15
09/29	Vikings	P		W	16-6
10/06	at Raiders	P		L	21-24
10/20	Saints	S		L	25-36
10/27	Chargers	S		L	16-17
11/03	at Eagles	S		L	14-22
11/10	Lions	S		W	20-13
11/17	at Rams	S		L	7-17
11/24	Giants	S		W	19-14
11/28	at Lions	S		W	24-20
12/05	Cowboys	S		W	31-24
12/15	at Packers	S		L	13-21
12/22	Chiefs	S		L	3-26
12/29	at Vikings		ON INACTIVE LIST	W	21-19
2019 TOTALS		13-10		8-8	

2020 GAME-BY-GAME REGULAR-SEASON STATISTICS (BEARS)

DATE	OPPONENT	P/S		W/L	SCORE
09/13	at Lions	P		W	27-23
09/20	Giants	P		W	17-13
09/27	at Falcons	P		W	30-26
10/04	Colts	P		L	11-19
10/08	Buccaneers	P		W	20-19
10/18	at Panthers	S		W	23-16
10/26	at Rams	S		L	10-24
11/01	Saints	S		L	23-26+
11/08	at Titans	S		L	17-24
11/16	Vikings	S		L	13-19
11/29	at Packers	P		L	25-41
12/06	Lions	P		L	30-34
12/13	Texans	P		W	36-7
12/20	at Vikings	P		W	33-27
12/27	at Jaguars	P		W	41-17
01/03	Packers	P		L	16-35
2020 TOTALS		16-5		8-8	


+ - Overtime

2018 GAME-BY-GAME POSTSEASON STATISTICS (BEARS)

DATE	OPPONENT	P/S		W/L	SCORE
01/06	Eagles		INACTIVE	L	15-16
2018 TOTALS		0-0		0-1	

2020 GAME-BY-GAME POSTSEASON STATISTICS (BEARS)

DATE	OPPONENT	P/S		W/L	SCORE
01/10	at Saints	P		L	9-21
2020 TOTALS		1-0		0-1	



ANTHONY COYLE

TACKLE

HEIGHT: 6-4	BIRTHPLACE: Staten Island, NY
WEIGHT: 298	HOW ACQUIRED: FA' 20
COLLEGE: Fordham	NFL EXPERIENCE: 1st year
BORN: Sep. 19, 1996 (24)	

PRO CAREER

- ✦ Has yet to make NFL debut

2020 (STEELERS)

- ✦ Spent training camp with Pittsburgh and had four separate stints on the Steelers practice squad
- ✦ Promoted to the active roster by the Steelers three times (Week 12 vs. Baltimore, Week 13 vs. Washington, and Week 17 at Cleveland)

2019 (PACKERS/FALCONS/XFL)

- ✦ Spent training camp with the Packers before being released prior to Week 1 of the season
- ✦ Spent two weeks on the Falcons' practice squad
- ✦ Released and drafted by the New York Guardians in the 2020 XFL Draft where he started at guard until the 2020 XFL season was canceled in March

2018 (TEXANS/PACKERS)

- ✦ Spent training camp with the Texans before being released prior to Week 1 of the season
- ✦ Spent nine weeks on the Packers' practice squad
- ✦ Suffered an injury and was placed on the Packers' Practice Squad/Injured list

TRANSACTIONS

- ✦ Signed a reserve/future contract with Pittsburgh on Jan. 14, 2021
- ✦ Signed to the Steelers practice squad on Jan. 2, 2021
- ✦ Promoted to the active roster by Pittsburgh on Jan. 2, 2021
- ✦ Signed to the Steelers practice squad on Dec. 8, 2020
- ✦ Promoted to the active roster by Pittsburgh on Dec. 7, 2020
- ✦ Signed to the Steelers practice squad on Dec. 2, 2020
- ✦ Promoted to the active roster by Pittsburgh on Dec. 2, 2020
- ✦ Signed to the Steelers practice squad on Sept. 7, 2020
- ✦ Released by Pittsburgh on Sept. 5, 2020
- ✦ Signed by the Steelers on Apr. 16, 2020
- ✦ Selected by the New York Guardians in the fourth round (27th among offensive linemen) of the 2020 XFL Draft
- ✦ Released from the Atlanta practice squad on Nov. 19, 2019
- ✦ Signed to the Falcons practice squad on Nov. 5, 2019
- ✦ Released by Green Bay on Aug. 31, 2019
- ✦ Signed a reserve/future contract with the Packers on Dec. 31, 2018
- ✦ Placed on the Green Bay practice squad/injured list on Nov. 28, 2018
- ✦ Signed to the Packers practice squad on Sept. 25, 2018
- ✦ Released by Houston on Aug. 31, 2018
- ✦ Signed as an undrafted rookie free agent with the Texans on May 11, 2018

COLLEGE

- ✦ Played in 48 games (44 starts) at Fordham (2014-17)
- ✦ Played right tackle as a freshman before moving to left tackle for his final three seasons
- ✦ Two-time First-Team All-Patriot League and First Team All-ECAC selection
- ✦ Recipient of the 2016 and 2017 Lansing Trophy as Fordham's top lineman
- ✦ Blocked for the Patriot League career rushing leader, Chase Edmonds
- ✦ Enjoyed an All-Patriot League season in his second year as a starter on the offensive line in 2015
- ✦ Stepped into a starting role at right tackle after injuries hit the offensive line in 2014
- ✦ 2014 Phil Steele FCS Freshman All-America team
- ✦ Helped the 2014 Rams set the school single-season rushing record and led the Patriot League in passing offense, total offense and scoring offense
- ✦ 2016 and 2017 Patriot League Academic Honor Roll
- ✦ Graduated with a degree in communications

PERSONAL

- ✦ Attended Tottenville High School (Staten Island, N.Y.)
- ✦ Recipient of the Sal Summa Award winner in 2013 as Staten Island's top offensive lineman
- ✦ First-team all-city and all-Staten Island selection
- ✦ Led his team to the PSAL city championship game in his final two seasons
- ✦ Son of Josetta Ribaldo and stepson of Ronnie Ribaldo
- ✦ Full name: Anthony Coyle

ANTHONY COYLE'S NFL REGULAR SEASON STATISTICS

DATE	TEAM	GP	GS
2019	Packers	0	0
2019	Falcons	0	0
2019	TOTAL	0	0
2020	Steelers	0	0
NFL TOTALS		0	0

Went from **Green Bay** to **Atlanta**.

ANTHONY COYLE'S NFL POSTSEASON STATISTICS

DATE	TEAM	GP	GS
2020	Steelers	0	0
NFL TOTALS		0	0

2019 GAME-BY-GAME REGULAR-SEASON STATISTICS (PACKERS/FALCONS)

DATE	OPPONENT	P/S		W/L	SCORE
09/05	at Bears		DID NOT PLAY	W	10-3
09/15	Vikings		DID NOT PLAY	W	21-16
09/22	Broncos		DID NOT PLAY	W	27-16
09/26	Eagles		DID NOT PLAY	L	27-34
10/06	at Cowboys		DID NOT PLAY	W	34-24
10/14	Lions		DID NOT PLAY	W	23-22
10/20	Raiders		NOT ON ROSTER	W	42-24
10/27	at Chiefs		NOT ON ROSTER	W	31-24
11/03	at Chargers		NOT ON ROSTER	L	11-26
			Went from Packers to Falcons .		
11/10	at Saints		PRACTICE SQUAD	W	26-9
11/17	at Panthers		PRACTICE SQUAD	W	29-3
2019 TOTALS		0-0		9-2	

2020 GAME-BY-GAME REGULAR-SEASON STATISTICS (STEELERS)

DATE	OPPONENT	P/S		W/L	SCORE
09/14	at Giants		DID NOT PLAY	W	26-16
09/27	Texans		PRACTICE SQUAD	W	28-21
10/11	Eagles		PRACTICE SQUAD	W	38-29
10/18	Browns		PRACTICE SQUAD	W	38-7
10/25	at Titans		PRACTICE SQUAD	W	27-24
11/01	at Ravens		PRACTICE SQUAD	W	28-24
11/08	at Cowboys		PRACTICE SQUAD	W	24-19
11/15	Bengals		PRACTICE SQUAD	W	36-10
11/22	at Jaguars		PRACTICE SQUAD	W	27-3
12/02	Ravens		PRACTICE SQUAD	W	19-14
12/07	Washington		PRACTICE SQUAD	L	17-23
12/13	at Bills		PRACTICE SQUAD	L	15-26
12/21	at Bengals		PRACTICE SQUAD	L	17-27
12/27	Colts		PRACTICE SQUAD	W	28-24
01/03	at Browns		PRACTICE SQUAD	L	22-24
2020 TOTALS		0-0		11-4	

2020 GAME-BY-GAME POSTSEASON STATISTICS (STEELERS)

DATE	OPPONENT	P/S		W/L	SCORE
01/10	Browns		DID NOT PLAY	L	37-48
2020 TOTALS		0-0		0-1	



2020 (STEELERS)

- ◆ Played in seven regular-season game (no starts)
- ◆ Made NFL debut in Week 9 at Dallas and registered two tackles, two solo, and one tackle for loss
- ◆ Recorded two tackles, one solo, in Week 16 vs. Indianapolis

- ✦ Signed four-year contract with Pittsburgh on July 25, 2020
- ✦ Drafted by the Steelers in the seventh round (232nd overall) of the 2020 NFL Draft

- ✦ Four-year letterwinner at Nebraska (2015-19)
- ✦ Honorable-Mention All-Big Ten (2018)
- ✦ Honorable-Mention BTN All-Freshman Team (2016)
- ✦ Nebraska Most Improved Player (2016)
- ✦ Two-Time Nebraska Scholar-Athlete Honor Roll
- ✦ Brook Berringer Citizenship Team (2016, 2017, 2018)
- ✦ Tom Osborne Citizenship Team (2016, 2017, 2018)
- ✦ NCAA Track & Field Second-Team All-American (2019, Discus)
- ✦ NCAA Track & Field Honorable-Mention All-American (2018, Discus)
- ✦ Started 11 of 12 games at defensive end as a senior in 2019, missing the Wisconsin game due to injury
- ✦ Totaled 32 tackles, which ranked second among Nebraska's defensive linemen, behind his twin brother Khalil
- ✦ Ranked second on the team behind his twin brother with 4.0 sacks
- ✦ Against Northern Illinois, tied his career high with 6 tackles and 2.0 TFLs, while setting a career high with 1.5 sacks as Nebraska kept the Huskies out of the end zone
- ✦ Added 4 tackles each against Ohio State, Northwestern and Minnesota, while forcing the first fumble of his career against the Gophers
- ✦ Eight-time letterwinner at Nebraska (four in both football and track)
- ✦ Along with twin brother, Khalil, first Huskers in more than 50 years to be eight-time letterwinners and just the ninth and 10th eight-time letterwinners in the history of Nebraska Athletics
- ✦ Graduated with a degree in child, youth and family studies

- ✦ Attended Blue Springs HS (Blue Springs, Mo.)
- ✦ Ranked among the top five players in Missouri and the top 25 defensive tackles in the country by Rivals.com, 247 Sports and Scout
- ✦ Rated as the No. 201 overall prospect in the country by Scout
- ✦ Recorded 64 tackles, including an impressive 33 TFLs, 18 sacks and 21 QB pressures as a senior
- ✦ Helped the Wildcats to an 8-4 record and a trip to the third round of the Class 6 state playoffs
- ✦ Missouri Coaches Association Class 6 Defensive Player of the Year in 2014
- ✦ Earned the prestigious Buck Buchanan Award at the Simone ceremony
- ✦ Class 6 all-state pick for the second straight year and earned All-Metro honors from the Kansas City Star
- ✦ Helped lead Blue Springs to a Class 5 Missouri State Championship Track & Field title in 2015, capturing first-place finishes in shot put and discus in the process
- ✦ Had a throw of 214-4 in the discus as a senior, the best prep mark in the nation in 2015
- ✦ Son of Carl and Tracy Davis
- ✦ Older of the Davis twins by five minutes
- ✦ Volunteered his time with the Nebraska Football Road Race, a Mother/Son Event, Husker Heroes, the FCA and local school and hospital visits

[illegible][illegible]

Total Tackles 2 vs. Indianapolis Colts, Dec 27, 2020
2 at Dallas Cowboys, Nov 08, 2020

Tackles For Loss 1 at Dallas Cowboys, Nov 08, 2020

[illegible][illegible]



BORN: Apr. 20, 1996 (25)

PRO CAREER

- ✦ Has yet to make NFL debut

2020 (BROWNS/BEARS)

- ✦ Had separate stints on both the Browns and Bears 2020 practice squads

2019 (BEARS)

- ✦ Spent the duration of the Bears 2019 on the practice squad

TRANSACTIONS

- ★ Signed a reserve/future contract with Pittsburgh on Jan. 21, 2021
- ★ Signed to the Cleveland practice squad on Nov. 10, 2020
- ★ Signed to the Bears practice squad on Sept. 6, 2020
- ★ Waived by Chicago on Sept. 5, 2020
- ★ Signed a reserve/future contract with the Bears on Jan. 2, 2020
- ★ Signed to the Chicago practice squad on Sept. 1, 2019
- ★ Waived by the Bears on Aug. 31, 2019
- ★ Signed a four-year contract with Chicago on May 13, 2019
- ★ Drafted by the Bears in the seventh round (238th overall) in the 2019 NFL Draft

COLLEGE

- ★ Registered 441 tackles, two interceptions and eight pass breakups at Valdosta State (2015-18)
- ★ Two-time First Team All-Gulf South Conference selection
- ★ Converted wide receiver, played cornerback for only two years
- ★ Also a track and field star at Valdosta State

PERSONAL

- ◆ Played at Rickards High School in Tallahassee, Fla., leading his squad to a spot in the Florida 5A State Playoffs in 2013
- ◆ Had 49 receptions for 851 yards and 12 touchdowns on the season; also returned two kickoffs for touchdowns

STEPHEN DENMARK'S NFL REGULAR SEASON DEFENSIVE STATISTICS

[illegible]

2019 GAME-BY-GAME REGULAR-SEASON STATISTICS (BEARS)

[illegible]


2020 GAME-BY-GAME REGULAR-SEASON STATISTICS (BEARS)

DATE	OPPONENT	P/S	TACKLES						INTERCEPTIONS					O. FUMB			ST				MISC		W/L	SCORE		
			TK	S	A	SK	YDS	TFL	YDS	QBH	NO	YDS	LG	TD	PD	FF	FR	YDS	TK	S	A	FF			FR	S
09/13	at Lions																								W	27-23
09/20	Giants																								W	17-13
09/27	at Falcons																								W	30-26
10/04	Colts																								L	11-19
10/08	Buccaneers											2													W	20-19
10/18	at Panthers											2													W	23-16
10/26	at Rams											2													L	10-24
11/01	Saints											2													L	23-26+
11/08	at Titans											2													L	17-24
11/16	Vikings											2													L	13-19
11/29	at Packers											2													L	25-41
12/06	Lions											2													L	30-34
12/13	Texans											2													W	36-7
12/20	at Vikings											2													W	33-27
12/27	at Jaguars											2													W	41-17
01/03	Packers											2													L	16-35

2020 TOTALS

0 0 0 0.0 0.0 0 0 0| 0 0 0 0 0| 0 0 0 0| 0 0 0 0 0| 0 0 8-8

+ - Overtime



JOSHUA DOBBS

QUARTERBACK

HEIGHT: 6-3	BIRTHPLACE Alpharetta, GA
WEIGHT: 210	HOW ACQUIRED: D4 '17
COLLEGE: Tennessee	NFL EXPERIENCE: 4th year
BORN: Jan. 26, 1995 (26)	

PRO CAREER

- ✦ Played in six games (no starts) over his four-year NFL career
- ✦ Completed 10-of-17 passes (58.8 percent) for 45 yards
- ✦ Rushed for 31 yards on six carries (5.2 yards per rush)
- ✦ Drafted by the Steelers in the fourth round (135th overall) of the 2017 NFL Draft

2020 (STEELERS)

- ✦ Inactive for 15 games during the regular season
- ✦ Played in Week 17 at Cleveland
- ✦ Completed 4-of-5 passes for two yards
- ✦ Also rushed for 20 yards on two carries (10.0 yards per rush)

2019 (STEELERS)

- ✦ Active for eight games during the regular season
- ✦ Did not see the field

2018 (STEELERS)

- ✦ Saw action in five games during the regular season
- ✦ Completed 6-of-12 passes for 43 yards and one interception
- ✦ Also added 11 rushing yards on four attempts

2017 (STEELERS)

- ✦ Was inactive for 15 games and active for one game but did not play during the regular season

TRANSACTIONS

- ✦ Signed a one-year contract with Pittsburgh on Apr. 14, 2021
- ✦ Claimed off waivers by the Steelers on Sept. 6, 2020
- ✦ Waived by Jacksonville on Sept. 5, 2020
- ✦ Traded to Jacksonville from Pittsburgh for 2020 fifth round pick (#154 - traded)
- ✦ Signed a four-year contract with the Steelers on May 22, 2017
- ✦ Drafted by Pittsburgh in the fourth round (135th overall) of the 2017 NFL Draft

COLLEGE

- ✦ Started 35-of-37 games played at Tennessee (2013-16)
- ✦ Finished his career with a 23-12 record, 3-0 in Bowl games, as a starting quarterback, tying for the fifth-most wins by a starting signal caller in program history
- ✦ Set school records for career rushing yards by a quarterback (2,160), career rushing touchdowns by a quarterback (32), single-season rushing yards by a quarterback (831 in 2016) and single-season rushing touchdowns by a quarterback (12 in 2016)
- ✦ Ranked fifth in Tennessee history in career passing yards (7,138) and his 9,360 yards of total offense (7,138 passing, 2,160 rushing and 62 receiving) ranked third in school annals
- ✦ One of three quarterbacks in SEC history to record 15 passing touchdowns and 10 rushing scores in multiple seasons
- ✦ One of four conference quarterbacks to have over 50 career passing touchdowns and 25 career rushing scores
- ✦ Named second-team All-SEC and earned SEC Offensive Player of the Year honors by Athlon Sports in 2016
- ✦ Named TaxSlayer Bowl MVP in 2015
- ✦ Named to the SEC Academic Honor Roll in back-to-back seasons (2014-15)
- ✦ Graduated with a degree in aerospace engineering
- ✦ Spent summer of 2015 at an internship at Pratt & Whitney, where he worked at the world leader in design, manufacture and service of aircraft engines for the United States government

PERSONAL

- ✦ Attended Alpharetta HS (Alpharetta, Ga.)
- ✦ Earned first team All-State, first team All-County, first team All-Region, second team All-Area, first team All-Conference, Alpharetta High School Offensive MVP, and AHS Scholar Athlete honors in his senior and junior seasons
- ✦ Named the Georgia Rising Senior Bowl MVP with a 237-passing yard performance, and rushing for 56 yards with three total touchdowns in the game
- ✦ Participated in baseball, earning first team All-Region honors
- ✦ Son of Stephanie and Robert Dobbs
- ✦ Full name: Robert Joshua Dobbs

DATE	TEAM	GP	GS	ATT.	CMP.	PCT.	YDS	AVG.	TD	INT.	LG	SK	LST	RATE
2017	Steelers	0	0	0	0	0.0	0	0.0	0	0	0	0	0	0.0
2018	Steelers	5	0	12	6	50.0	43	3.6	0	1	22	0	0	24.0
2019	Steelers	0	0	0	0	0.0	0	0.0	0	0	0	0	0	0.0
Went from Pittsburgh to Jacksonville.														
2019	Jaguars	0	0	0	0	0.0	0	0.0	0	0	0	0	0	0.0
2019	TOTAL	0	0	0	0	0.0	0	0.0	0	0	0	0	0	0.0
2020	Steelers	1	0	5	4	80.0	2	0.4	0	0	3	0	0	79.2
TOTALS		6	0	17	10	58.8	45	2.6	0	1	22	0	0	39.1

DATE	TEAM	GP	GS	ATT.	CMP.	PCT.	YDS	AVG.	TD	INT.	LG	SK	LST	RATE
2017	Steelers	0	0	0	0	0.0	0	0.0	0	0	0	0	0	0.0
2020	Steelers	0	0	0	0	0.0	0	0.0	0	0	0	0	0	0.0
TOTALS		0	0	0	0	0.0	0	0.0	0	0	0	0	0	0.0

DATE	TEAM	NO.	YDS.	AVG.	LG	TD
2017	Steelers	0	0	0.0	0	0
2018	Steelers	4	11	2.8	10	0
2019	Steelers	0	0	0.0	0	0
Went from Pittsburgh to Jacksonville.						
2019	Jaguars	0	0	0.0	0	0
2019	TOTAL	0	0	0.0	0	0
2020	Steelers	2	20	10.0	13	0
TOTALS		6	31	5.2	13	0

DATE	TEAM	NO.	YDS.	AVG.	LG	TD
2017	Steelers	0	0	0.0	0	0
2020	Steelers	0	0	0.0	0	0
TOTALS		0	0	0.0	0	0

Pass Attempts	9 at Oakland Raiders, Dec 09, 2018 5 at Cleveland Browns, Jan 03, 2021	Rush Attempts	2 at Cleveland Browns, Jan 03, 2021 2 at Oakland Raiders, Dec 09, 2018
Pass Completions	4 at Cleveland Browns, Jan 03, 2021 4 at Oakland Raiders, Dec 09, 2018	Rushing Yards	20 at Cleveland Browns, Jan 03, 2021 15 at Oakland Raiders, Dec 09, 2018
Yards Passing	24 at Oakland Raiders, Dec 09, 2018 22 at Baltimore Ravens, Nov 04, 2018	Longest Runs	13 at Cleveland Browns, Jan 03, 2021 10 at Oakland Raiders, Dec 09, 2018
Long Passes	23 at Baltimore Ravens, Nov 04, 2018 22 at Baltimore Ravens, Nov 04, 2018		

		PASSING									RUSHING								
DATE	OPPONENT	P/S	ATT	CMP	YDS	PCT	Y/A	Y/C	TD	INT	LG	SK/YD	RATE	ATT	YDS	LG	TD	W/L	SCORE
09/10	at Browns									INACTIVE								W	21-18
09/17	Vikings									ON INACTIVE LIST								W	26-9
09/24	at Bears									INACTIVE								L	17-23+
10/01	at Ravens									INACTIVE								W	26-9
10/08	Jaguars									INACTIVE								L	9-30
10/15	at Chiefs									INACTIVE								W	19-13
10/22	Bengals									ON INACTIVE LIST								W	29-14
10/29	at Lions									INACTIVE								W	20-15
11/12	at Colts									INACTIVE								W	20-17
11/16	Titans									INACTIVE								W	40-17
11/26	Packers									INACTIVE								W	31-28
12/04	at Bengals									INACTIVE								W	23-20
12/10	Ravens									INACTIVE								W	39-38
12/17	Patriots									INACTIVE								L	24-27
12/25	at Texans									INACTIVE								W	34-6
12/31	Browns									INACTIVE								W	28-24
2017 TOTALS		0-0	0	0	0	0.0	0.0	0.0	0	0	0	0/0	0.0	0	0	0	0	13-3	
+- Overtime																			

2018 GAME-BY-GAME REGULAR-SEASON STATISTICS (STEELERS)

DATE	OPPONENT	P/S	PASSING											RUSHING				W/L/T	SCORE
			ATT	CMP	YDS	PCT	Y/A	Y/C	TD	INT	LG	SK/YD	RATE	ATT	YDS	LG	TD		
09/09	at Browns																	T	21-21
09/16	Chiefs																	L	37-42
09/24	at Buccaneers																	W	30-27
09/30	Ravens																	L	14-26
10/07	Falcons	P	0	0	0	0.0	0.0	0	0	0	0	0/0	0.0	1	-3	-3	0	W	41-17
10/14	at Bengals																	W	28-21
10/28	Browns	P	0	0	0	0.0	0.0	0	0	0	0	0/0	0.0	1	-1	-1	0	W	33-18
11/04	at Ravens	P	1	1	22	100.0	22.0	22.0	0	0	22	0/0	118.8	0	0	0	0	W	23-16
11/08	Panthers	P	2	1	-3	50.0	-1.5	-3.0	0	0	-3	0/0	56.2	0	0	0	0	W	52-21
11/18	at Jaguars																	W	20-16
11/25	at Broncos																	L	17-24
12/02	Chargers																	L	30-33
12/09	at Raiders	P	9	4	24	44.4	2.7	6.0	0	1	12	0/0	12.0	2	15	10	0	L	21-24
12/16	Patriots																	W	17-10
12/23	at Saints																	L	28-31
12/30	Bengals																	W	16-13
2018 TOTALS			5-0	12	6	43	50.0	3.6	7.2	0	1	22	0/0	24.0	4	11	10	0	9-6-1

2019 GAME-BY-GAME REGULAR-SEASON STATISTICS (STEELERS/JAGUARS)

DATE	OPPONENT	P/S	PASSING											RUSHING				W/L	SCORE
			ATT	CMP	YDS	PCT	Y/A	Y/C	TD	INT	LG	SK/YD	RATE	ATT	YDS	LG	TD		
09/08	at Patriots																	L	3-33
09/15	at Texans																	L	12-13
09/19	Titans																	W	20-7
09/29	at Broncos																	W	26-24
10/06	at Panthers																	L	27-34
10/13	Saints																	L	6-13
10/20	at Bengals																	W	27-17
10/27	Jets																	W	29-15
11/03	Texans																	L	3-26
11/17	at Colts																	L	13-33
11/24	at Titans																	L	20-42
12/01	Buccaneers																	L	11-28
12/08	Chargers																	L	10-45
12/15	at Raiders																	W	20-16
12/22	at Falcons																	L	12-24
12/29	Colts																	W	38-20
2019 TOTALS			0-0	0	0	0	0.0	0.0	0.0	0	0	0	0/0	0	0	0	0	6-10	

2020 GAME-BY-GAME REGULAR-SEASON STATISTICS (STEELERS)

DATE	OPPONENT	P/S	PASSING											RUSHING				W/L	SCORE
			ATT	CMP	YDS	PCT	Y/A	Y/C	TD	INT	LG	SK/YD	RATE	ATT	YDS	LG	TD		
09/14	at Giants																	W	26-16
09/20	Broncos																	W	26-21
09/27	Texans																	W	28-21
10/11	Eagles																	W	38-29
10/18	Browns																	W	38-7
10/25	at Titans																	W	27-24
11/01	at Ravens																	W	28-24
11/08	at Cowboys																	W	24-19
11/15	Bengals																	W	36-10
11/22	at Jaguars																	W	27-3
12/02	Ravens																	W	19-14
12/07	Washington																	L	17-23
12/13	at Bills																	L	15-26
12/21	at Bengals																	L	17-27
12/27	Colts																	W	28-24
01/03	at Browns	P	5	4	2	80.0	0.4	0.5	0	0	3	0/0	79.2	2	20	13	0	L	22-24
2020 TOTALS			1-0	5	4	2	80.0	0.4	0.5	0	0	3	0/0	79.2	2	20	13	0	12-4

2017 GAME-BY-GAME POSTSEASON STATISTICS (STEELERS)

DATE	OPPONENT	P/S	PASSING											RUSHING				W/L	SCORE
			ATT	CMP	YDS	PCT	Y/A	Y/C	TD	INT	LG	SK/YD	RATE	ATT	YDS	LG	TD		
01/14	Jaguars																	L	42-45
2017 TOTALS			0-0	0	0	0	0.0	0.0	0.0	0	0	0	0/0	0	0	0	0	0-1	

2020 GAME-BY-GAME POSTSEASON STATISTICS (STEELERS)

DATE	OPPONENT	P/S	PASSING											RUSHING				W/L	SCORE
			ATT	CMP	YDS	PCT	Y/A	Y/C	TD	INT	LG	SK/YD	RATE	ATT	YDS	LG	TD		
01/10	Browns																	L	37-48
2020 TOTALS			0-0	0	0	0	0.0	0.0	0.0	0	0	0	0/0	0	0	0	0	0-1	



KEVIN DOTSON

OFFENSIVE LINEMAN

HEIGHT: 6-4

BIRTHPLACE Plaquemine, LA

WEIGHT: 321

HOW ACQUIRED: D4b '20

COLLEGE: Louisiana

NFL EXPERIENCE: 2nd year

BORN: Sep. 18, 1996 (24)

PRO CAREER

- ✦ Played in 13 games (four starts) as a rookie in 2020
- ✦ Made NFL debut in Week 1 of 2020 at N.Y. Giants
- ✦ Made NFL starting debut in Week 2 of 2020 vs. Denver

2020 (STEELERS)

- ✦ Played in 13 regular-season games (four starts)
- ✦ Made NFL debut in Week 1 of 2020 at N.Y. Giants
- ✦ Made NFL starting debut in Week 2 of 2020 vs. Denver (at right guard after injuries to both G David DeCastro and G Stefan Wisniewski)
- ✦ Part of an offensive line that surrendered just 14 sacks, which was the lowest total in the NFL
- ✦ The 14 sacks allowed by the Steelers were the fewest allowed by the team and tied for the ninth fewest allowed in the League since 1982 when sacks became an official statistic
- ✦ Steelers allowed 1.0 sack or less in 12 games this season, including six games without a sack
- ✦ Pittsburgh did not allow a sack over a five-game stretch (Nov. 8-Dec. 7)
- ✦ The five-game streak without surrendering a sack is the franchise's longest streak since 1982 when sacks became an official statistic
- ✦ The five-game streak without allowing a sack is tied for the third longest in the NFL since 1982 when sacks became an official statistic
- ✦ Inactive both Week 10 (vs. Cincinnati) and Week 11 (at Jacksonville) on Reserve/COVID-19 List
- ✦ Inactive in Week 15 (at Cincinnati) due to a shoulder injury

TRANSACTIONS

- ✦ Signed a four-year contract with Pittsburgh on July 25, 2020
- ✦ Drafted by the Steelers in the fourth round (135th overall) of the 2020 NFL Draft

COLLEGE

- ✦ Four-year letterwinner at Louisiana (2015-19)
- ✦ 2019 Associated Press First Team All-American
- ✦ 2019 USA Today First Team All-American
- ✦ 2019 Sports Illustrated First Team All-American
- ✦ 2019 Pro Football Focus First Team All-American
- ✦ 2019 Sporting News Second Team All-American
- ✦ 2019 First Team All-Sun Belt Conference
- ✦ 2019 All-Louisiana First Team
- ✦ 2018 First Team All-Sun Belt Conference
- ✦ 2017 Second Team All-Sun Belt Conference
- ✦ 2017 Second Team All-Louisiana
- ✦ 2016 Sun Belt Conference All-Newcomer Team
- ✦ One of the highest-graded offensive linemen in the nation as a redshirt senior in 2019
- ✦ Started all 14 of Louisiana's games
- ✦ Second player in school history to earn AP All-America honors after Orlando Thomas garnered third-team honors in 1993 and second-team honors in 1994
- ✦ First player in program history to be named a First-Team All American by the other publications
- ✦ Named First-Team All-Sun Belt and First-Team All-Louisiana
- ✦ Made his 52nd career start against Miami (Ohio) in the LendingTree Bowl, the second most by any offensive lineman in 2019
- ✦ Helped pave the way for a Louisiana ground attack that finished the year ranked third nationally in yards per rush (6.28), fourth nationally in rushing TDs (42), sixth nationally in rushing yards per game (257.4) and seventh nationally in total rushing yards (3,604)
- ✦ Part of an offensive line that ranked fifth nationally and first in the Sun Belt in sacks allowed (1.07)
- ✦ Participated in the East-West Shrine Bowl
- ✦ Graduated with a degree in mass communication

PERSONAL

- ✦ Attended Plaquemine High School (Plaquemine, La.)
- ✦ Rated as the No. 4 guard in the state of Louisiana by Rivals.com
- ✦ Three-time all-district selection
- ✦ Helped lead the Green Devils to a 13-2 record and a berth in the Class 4A state semifinals
- ✦ Named to the Class 4A All-State team
- ✦ Named to the NOLA.com/The Times Picayune All-Baton Rouge Area Football Team
- ✦ Played in the Louisiana High School Coaches Association All-Star Game
- ✦ Son of Kelly and Denise Dotson
- ✦ Father played football at Louisiana from 1995-96
- ✦ Mother ran track at McNeese State
- ✦ One brother, Kenny, and one sister, Payton
- ✦ Uncles, Alvin and Dennis McKinley, played in the NFL for the Cleveland Browns and Arizona Cardinals, respectively

KEVIN DOTSON'S NFL REGULAR SEASON STATISTICS

DATE	TEAM	GP	GS
2020	Steelers	13	4
NFL TOTALS		13	4

KEVIN DOTSON'S NFL POSTSEASON STATISTICS


DATE	TEAM	GP	GS
2020	Steelers	1	0
NFL TOTALS		1	0

2020 GAME-BY-GAME REGULAR-SEASON STATISTICS (STEELERS)

DATE	OPPONENT	P/S		W/L	SCORE
09/14	at Giants	P		W	26-16
09/20	Broncos	S		W	26-21
09/27	Texans	P		W	28-21
10/11	Eagles	P		W	38-29
10/18	Browns	S		W	38-7
10/25	at Titans	P		W	27-24
11/01	at Ravens	P		W	28-24
11/08	at Cowboys	P		W	24-19
11/15	Bengals		DID NOT PLAY	W	36-10
11/22	at Jaguars		DID NOT PLAY	W	27-3
12/02	Ravens	P		W	19-14
12/07	Washington	P		L	17-23
12/13	at Bills	P		L	15-26
12/21	at Bengals		ON INACTIVE LIST	L	17-27
12/27	Colts	S		W	28-24
01/03	at Browns	S		L	22-24
2020 TOTALS		13-4		12-4	

2020 GAME-BY-GAME POSTSEASON STATISTICS (STEELERS)

DATE	OPPONENT	P/S		W/L	SCORE
01/10	Browns	P		L	37-48
2020 TOTALS		1-0		0-1	



ERIC EBRON TIGHT END

HEIGHT: 6-4 BIRTHPLACE: Newark, NJ
 WEIGHT: 253 HOW ACQUIRED: UFA '20
 COLLEGE: North Carolina NFL EXPERIENCE: 8th year
 BORN: Apr. 10, 1993 (28)

85

PRO CAREER

- ✦ Has played in 98 games (56 starts) over his seven-year NFL career (Lions 2014-17; Colts 2018-19; Steelers 2020)
- ✦ Has caught 339 passes for 3,753 yards and 32 TDs
- ✦ Has played in five postseason games (three starts) over his seven-year NFL career (Lions 2014, 2016; Colts 2018; Steelers 2020)
- ✦ Has caught 20 passes for 183 yards and two TDs in the playoffs
- ✦ Registered 10 or more receptions in two career games
- ✦ Recorded 100 or more receiving yards in one career game
- ✦ Made NFL debut in Week 1 of 2014 vs. N.Y. Giants
- ✦ Made NFL starting debut in Week 6 of 2014 at Minnesota
- ✦ His 339 receptions rank eighth among active tight ends entering 2021
- ✦ His 3,753 receiving yards rank eighth among active tight ends entering 2021
- ✦ His 32 receiving TDs rank eighth among active tight ends entering 2021
- ✦ Caught nine passes for a career-best 105 receiving yards against New England in Week 5 of 2018
- ✦ Topped Dallas Clark (11) for most receiving TDs by a tight end in Colts history in 2018 with 13
- ✦ Registered three TDs (two receiving and one rushing) in Week 10 of 2018 at Jacksonville
- ✦ Joined Rob Gronkowski as the only tight end in NFL history to record two receiving TDs and one rushing TD in the same game
- ✦ Named to the 2018 Pro Bowl

2020 (STEELERS)

- ✦ Played in 15 regular-season games (nine starts)
- ✦ Caught 56 passes for 558 yards and five TDs

2019 (COLTS)

- ✦ Played in 11 regular-season games (two starts) before going on Injured/Reserved in Week 13
- ✦ Caught 31 passes for 375 yards and three TDs

2018 (COLTS)

- ✦ Played in 16 regular-season games (eight starts)
- ✦ Caught 66 passes for 750 yards and 14 TDs (13 receiving TDs)
- ✦ His 14 total and 13 receiving TDs each led all NFL tight ends
- ✦ Established single-season career highs in receptions, receiving yards, receiving TDs and total TDs
- ✦ Named to the Pro Bowl
- ✦ His 13 receiving TDs were a franchise single-season record for a tight end
- ✦ Registered three TDs (two receiving and one rushing) in Week 10 at Jacksonville
- ✦ Joined Rob Gronkowski as the only tight end in NFL history to record two receiving TDs and one rushing TD in the same game
- ✦ Played in two postseason games (one start)

2017 (LIONS)

- ✦ Played in 16 regular-season games (nine starts)
- ✦ Caught 53 passes for 574 yards and four TDs

2016 (LIONS)

- ✦ Played in 13 regular-season games (13 starts)
- ✦ Caught 61 passes for 711 yards and one TD

2015 (LIONS)

- ✦ Played in 14 regular-season games (eight starts)
- ✦ Caught 47 passes for 537 yards and five TDs

2014 (LIONS)

- ✦ Played in 13 regular-season games (seven starts)
- ✦ Caught 25 passes for 248 yards and one TD

TRANSACTIONS

- ✦ Signed a two-year contract with Pittsburgh on Mar. 30, 2020
- ✦ Placed on Reserve/Injured list on Nov. 24, 2019
- ✦ Signed a two-year contract with Indianapolis on Mar. 19, 2018
- ✦ Released by Detroit on Mar. 14, 2018
- ✦ The Lions exercised their fifth-year option on May 2, 2017
- ✦ Signed a four-year contract with Detroit on June 13, 2014
- ✦ Drafted by the Lions in the first round (10th overall) of the 2014 NFL Draft

COLLEGE

- ✦ Played in 34 games (21 starts) in three seasons at North Carolina (2011-13), where he set school career records for a tight end with 112 receptions for 1,805 yards (16.1 avg.) and eight TDs
- ✦ His 112 receptions rank second all-time in ACC history
- ✦ Established school tight end records for single-season receptions (62) and single-season receiving yards (973) as a junior in 2013
- ✦ His 973 receiving yards in 2013 were an ACC record for a tight end, besting the mark of 871 set by Maryland's Vernon Davis in 2005
- ✦ Appeared in all 13 games (10 starts) and concluded his final year at North Carolina with single-season career highs in receptions (62) and receiving yards (973) while tallying three TDs
- ✦ Set a school record for tight ends with 199 yards on eight receptions against Miami, which included a then career-long 71-yard reception
- ✦ Earned All-American first-team honors from ESPN.com
- ✦ Added second-team accolades from Associated Press, USA Today, Walter Camp, Athlon, Sports Illustrated and CBSSports.com
- ✦ Named All-ACC Second Team by the media and coaches in 2012 after recording 40 receptions, 625 yards and four TDs in 11 starts
- ✦ Appeared in 10 games as a true freshman and registered 10 receptions for 207 yards and one TD

PERSONAL

- ✦ Played tight end and defensive end at Smith High School (Greensboro, N.C.)
- ✦ Named to the Associated Press North Carolina All-State team as a senior, earning a roster spot on North Carolina's Shrine Bowl team
- ✦ As a two-way player during his senior year, posted 28 receptions for 682 yards and 10 TDs, and 68 tackles and 13.5 sacks as a defensive end
- ✦ Hosts an annual summer football camp for kids in his hometown of Greensboro, N.C.
- ✦ Son of Eric Ebron Sr. and Gina Jackson
- ✦ Full name: Eric Ebron

ERIC EBRON'S NFL REGULAR SEASON RUSHING/RECEIVING STATISTICS

DATE	TEAM	GP	GS	RECEIVING					RUSHING				
				NO.	YDS.	AVG.	LG	TD	NO.	YDS.	AVG.	LG	TD
2014	Lions	13	7	25	248	9.9	22	1	0	0	0.0	0	0
2015	Lions	14	8	47	537	11.4	55	5	0	0	0.0	0	0
2016	Lions	13	13	61	711	11.7	61	1	1	1	1.0	1t	1
2017	Lions	16	9	53	574	10.8	44	4	0	0	0.0	0	0
2018	Colts	16	8	66	750	11.4	53t	13	3	-8	-2.7	2t	1
2019	Colts	11	2	31	375	12.1	48t	3	0	0	0.0	0	0
2020	Steelers	15	9	56	558	10.0	27	5	0	0	0.0	0	0
NFL TOTALS		98	56	339	3,753	11.1	61	32	4	-7	-1.8	2T	2

ERIC EBRON'S NFL POSTSEASON RUSHING/RECEIVING STATISTICS

DATE	TEAM	GP	GS	RECEIVING					RUSHING				
				NO.	YDS.	AVG.	LG	TD	NO.	YDS.	AVG.	LG	TD
2014	Lions	1	1	3	21	7.0	8	0	0	0	0.0	0	0
2016	Lions	1	1	2	23	11.5	12	0	0	0	0.0	0	0
2018	Colts	2	1	8	77	9.6	21	1	0	0	0.0	0	0
2020	Steelers	1	0	7	62	8.9	17t	1	0	0	0.0	0	0
NFL TOTALS		5	3	20	183	9.2	21	2	0	0	0.0	0	0

ERIC EBRON'S NFL REGULAR SEASON RETURN STATISTICS

KICKOFF RETURNS						PUNT RETURNS						
DATE	TEAM	RET.	YDS.	AVG.	LG	TD	NO.	FC	YDS.	AVG.	LG	TD
2014	Lions	0	0	0.0	0	0	0	0	0	0.0	0	0
2015	Lions	0	0	0.0	0	0	0	0	0	0.0	0	0
2016	Lions	0	0	0.0	0	0	0	0	0	0.0	0	0
2017	Lions	0	0	0.0	0	0	0	0	0	0.0	0	0
2018	Colts	0	0	0.0	0	0	0	0	0	0.0	0	0
2019	Colts	0	0	0.0	0	0	0	0	0	0.0	0	0
2020	Steelers	0	0	0.0	0	0	0	0	0	0.0	0	0
NFL TOTALS		0	0	0.0	0	0	0	0	0	0.0	0	0

ERIC EBRON'S NFL POSTSEASON RETURN STATISTICS

KICKOFF RETURNS						PUNT RETURNS						
DATE	TEAM	RET.	YDS.	AVG.	LG	TD	NO.	FC	YDS.	AVG.	LG	TD
2014	Lions	0	0	0.0	0	0	0	0	0	0.0	0	0
2016	Lions	0	0	0.0	0	0	0	0	0	0.0	0	0
2018	Colts	0	0	0.0	0	0	0	0	0	0.0	0	0
2020	Steelers	0	0	0.0	0	0	0	0	0	0.0	0	0
NFL TOTALS		0	0	0.0	0	0	0	0	0	0.0	0	0

SINGLE-GAME HIGHS: RUSHING/RECEIVING

Rush Attempts	1 at Jacksonville Jaguars, Dec 02, 2018 1 vs. Jacksonville Jaguars, Nov 11, 2018 ...2 more at 1.	Longest Receptions	61 vs. Jacksonville Jaguars, Nov 20, 2016 55 vs. Minnesota Vikings, Oct 25, 2015
Rushing Yards	2 vs. Jacksonville Jaguars, Nov 11, 2018 1 vs. Jacksonville Jaguars, Nov 20, 2016	Receiving TDs	2 vs. Miami Dolphins, Nov 25, 2018 2 vs. Jacksonville Jaguars, Nov 11, 2018 ...1 more at 2.
Longest Runs	21 vs. Jacksonville Jaguars, Nov 11, 2018 11 vs. Jacksonville Jaguars, Nov 20, 2016	All-Purpose Yards	105 at New England Patriots, Oct 04, 2018 94 at Tampa Bay Buccaneers, Dec 10, 2017
Rushing TDs	1 vs. Jacksonville Jaguars, Nov 11, 2018 1 vs. Jacksonville Jaguars, Nov 20, 2016	Miscellaneous Tackles	1 vs. Miami Dolphins, Nov 10, 2019 1 vs. Miami Dolphins, Nov 25, 2018 ...3 more at 1.
Receptions	10 at Jacksonville Jaguars, Dec 02, 2018 10 at Tampa Bay Buccaneers, Dec 10, 2017	Most TDs	3 vs. Jacksonville Jaguars, Nov 11, 2018 2 vs. Miami Dolphins, Nov 25, 2018 ...1 more at 2.
Receiving Yards	105 at New England Patriots, Oct 04, 2018 94 at Tampa Bay Buccaneers, Dec 10, 2017		

SINGLE-GAME HIGHS - POSTSEASON: RECEIVING

Receptions	7 vs. Cleveland Browns, Jan 10, 2021 5 at Kansas City Chiefs, Jan 12, 2019 3 at Houston Texans, Jan 05, 2019 3 at Dallas Cowboys, Jan 04, 2015 2 at Seattle Seahawks, Jan 07, 2017	Receiving TDs	1 vs. Cleveland Browns, Jan 10, 2021 1 at Houston Texans, Jan 05, 2019
Receiving Yards	62 vs. Cleveland Browns, Jan 10, 2021 51 at Kansas City Chiefs, Jan 12, 2019 26 at Houston Texans, Jan 05, 2019 23 at Seattle Seahawks, Jan 07, 2017 21 at Dallas Cowboys, Jan 04, 2015	All-Purpose Yards	62 vs. Cleveland Browns, Jan 10, 2021 51 at Kansas City Chiefs, Jan 12, 2019 26 at Houston Texans, Jan 05, 2019 23 at Seattle Seahawks, Jan 07, 2017 21 at Dallas Cowboys, Jan 04, 2015
Longest Receptions	21 at Kansas City Chiefs, Jan 12, 2019 17t vs. Cleveland Browns, Jan 10, 2021 17 at Kansas City Chiefs, Jan 12, 2019 15 at Houston Texans, Jan 05, 2019 12 at Seattle Seahawks, Jan 07, 2017	Most TDs	1 vs. Cleveland Browns, Jan 10, 2021 1 at Houston Texans, Jan 05, 2019

100-YARD RECEIVING GAMES (1): REGULAR SEASON

DATE	TEAM	NO.	YDS.	AVG.	LG	TD
10/04/18	at Patriots	9	105	11.7	28	2

2014 GAME-BY-GAME REGULAR-SEASON STATISTICS (LIONS)

DATE	OPPONENT	P/S	RECEIVING					RUSHING					W/L	SCORE
			NO.	YDS.	AVG.	LG	TD	NO.	YDS.	AVG.	LG	TD		
09/08	Giants	P	0	0	0.0	0	0	0	0	0.0	0	0	W	35-14
09/14	at Panthers	P	3	38	12.7	17	0	0	0	0.0	0	0	L	7-24
09/21	Packers	P	0	0	0.0	0	0	0	0	0.0	0	0	W	19-7
09/28	at Jets	P	3	34	11.3	16t	1	0	0	0.0	0	0	W	24-17
10/05	Bills	P	2	8	4.0	5	0	0	0	0.0	0	0	L	14-17
10/12	at Vikings	S	2	23	11.5	12	0	0	0	0.0	0	0	W	17-3
10/19	Saints						INACTIVE						W	24-23
10/26	at Falcons						INACTIVE						W	22-21
11/09	Dolphins						INACTIVE						W	20-16
11/16	at Cardinals	S	4	22	5.5	8	0	0	0	0.0	0	0	L	6-14
11/23	at Patriots	P	2	23	11.5	17	0	0	0	0.0	0	0	L	9-34
11/27	Bears	S	3	23	7.7	13	0	0	0	0.0	0	0	W	34-17
12/07	Buccaneers	S	3	28	9.3	12	0	0	0	0.0	0	0	W	34-17
12/14	Vikings	S	1	11	11.0	11	0	0	0	0.0	0	0	W	16-14
12/21	at Bears	S	0	0	0.0	0	0	0	0	0.0	0	0	W	20-14
12/28	at Packers	S	2	38	19.0	22	0	0	0	0.0	0	0	L	20-30
2014 TOTALS	13-7		25	248	9.9	22	1	0	0	0.0	0	0	11-5	

2015 GAME-BY-GAME REGULAR-SEASON STATISTICS (LIONS)

DATE	OPPONENT	P/S	RECEIVING					RUSHING					W/L	SCORE
			NO.	YDS.	AVG.	LG	TD	NO.	YDS.	AVG.	LG	TD		
09/13	at Chargers	P	4	53	13.3	18t	1	0	0	0.0	0	0	L	28-33
09/20	at Vikings	S	5	43	8.6	16	1	0	0	0.0	0	0	L	16-26
09/27	Broncos	S	4	61	15.3	29	0	0	0	0.0	0	0	L	12-24
10/05	at Seahawks	P	2	22	11.0	19	0	0	0	0.0	0	0	L	10-13
10/11	Cardinals												L	17-42
10/18	Bears												W	37-34+
10/25	Vikings	S	5	89	17.8	55	1	0	0	0.0	0	0	L	19-28
11/01	at Chiefs	S	3	24	8.0	14	0	0	0	0.0	0	0	L	10-45
11/15	at Packers	P	4	28	7.0	13	0	0	0	0.0	0	0	W	18-16
11/22	Raiders	P	0	0	0.0	0	0	0	0	0.0	0	0	W	18-13
11/26	Eagles	P	2	28	14.0	19	0	0	0	0.0	0	0	W	45-14
12/03	Packers	S	2	9	4.5	6	1	0	0	0.0	0	0	L	23-27
12/13	at Rams	P	3	27	9.0	11	0	0	0	0.0	0	0	L	14-21
12/21	at Saints	S	4	79	19.8	45	0	0	0	0.0	0	0	W	35-27
12/27	49ers	S	4	49	12.3	20	0	0	0	0.0	0	0	W	32-17
01/03	at Bears	S	5	25	5.0	8	1	0	0	0.0	0	0	W	24-20
2015 TOTALS			14-8	47	537	11.4	55	5	0	0	0.0	0	0	7-9
+ - Overtime														

2016 GAME-BY-GAME REGULAR-SEASON STATISTICS (LIONS)

DATE	OPPONENT	P/S	RECEIVING					RUSHING					W/L	SCORE
			NO.	YDS.	AVG.	LG	TD	NO.	YDS.	AVG.	LG	TD		
09/11	at Colts	S	5	46	9.2	13	1	0	0	0.0	0	0	W	39-35
09/18	Titans	S	4	53	13.3	29	0	0	0	0.0	0	0	L	15-16
09/25	at Packers	S	5	69	13.8	21	0	0	0	0.0	0	0	L	27-34
10/02	at Bears	S	4	42	10.5	13	0	0	0	0.0	0	0	L	14-17
10/09	Eagles												W	24-23
10/16	Rams												W	31-28
10/23	Washington												W	20-17
10/30	at Texans	S	7	79	11.3	34	0	0	0	0.0	0	0	L	13-20
11/06	at Vikings	S	7	92	13.1	23	0	0	0	0.0	0	0	W	22-16+
11/20	Jaguars	S	3	70	23.3	61	0	1	1	1.0	1t	1	W	26-19
11/24	Vikings	S	0	0	0.0	0	0	0	0	0.0	0	0	W	16-13
12/04	at Saints	S	4	38	9.5	12	0	0	0	0.0	0	0	W	28-13
12/11	Bears	S	4	32	8.0	14	0	0	0	0.0	0	0	W	20-17
12/18	at Giants	S	4	36	9.0	21	0	0	0	0.0	0	0	L	6-17
12/26	at Cowboys	S	8	93	11.6	21	0	0	0	0.0	0	0	L	21-42
01/01	Packers	S	6	61	10.2	19	0	0	0	0.0	0	0	L	24-31
2016 TOTALS			13-13	61	711	11.7	61	1	1	1	1.0	1T	1	9-7
+ - Overtime														

2017 GAME-BY-GAME REGULAR-SEASON STATISTICS (LIONS)

DATE	OPPONENT	P/S	RECEIVING					RUSHING					W/L	SCORE
			NO.	YDS.	AVG.	LG	TD	NO.	YDS.	AVG.	LG	TD		
09/10	Cardinals	S	2	9	4.5	5	0	0	0	0.0	0	0	W	35-23
09/18	at Giants	S	5	42	8.4	17	1	0	0	0.0	0	0	W	24-10
09/24	Falcons	S	2	9	4.5	8	0	0	0	0.0	0	0	L	26-30
10/01	at Vikings	S	2	27	13.5	15	0	0	0	0.0	0	0	W	14-7
10/08	Panthers	S	1	6	6.0	6	0	0	0	0.0	0	0	L	24-27
10/15	at Saints	P	1	9	9.0	9	0	0	0	0.0	0	0	L	38-52
10/29	Steelers	S	2	58	29.0	44	0	0	0	0.0	0	0	L	15-20
11/06	at Packers	P	3	35	11.7	19	0	0	0	0.0	0	0	W	30-17
11/12	Browns	S	2	39	19.5	29t	1	0	0	0.0	0	0	W	38-24
11/19	at Bears	S	4	49	12.3	26	0	0	0	0.0	0	0	W	27-24
11/23	Vikings	S	4	34	8.5	14	0	0	0	0.0	0	0	L	23-30
12/03	at Ravens	P	4	38	9.5	13	0	0	0	0.0	0	0	L	20-44
12/10	at Buccaneers	P	10	94	9.4	21	0	0	0	0.0	0	0	W	24-21
12/16	Bears	P	5	33	6.6	19	1	0	0	0.0	0	0	W	20-10
12/24	at Bengals	P	5	83	16.6	33t	1	0	0	0.0	0	0	L	17-26
12/31	Packers	P	1	9	9.0	9	0	0	0	0.0	0	0	W	35-11
2017 TOTALS			16-9	53	574	10.8	44	4	0	0	0.0	0	0	9-7

2018 GAME-BY-GAME REGULAR-SEASON STATISTICS (COLTS)

DATE	OPPONENT	P/S	RECEIVING					RUSHING					W/L	SCORE
			NO.	YDS.	AVG.	LG	TD	NO.	YDS.	AVG.	LG	TD		
09/09	Bengals	S	4	51	12.8	26t	1	0	0	0.0	0	0	L	23-34
09/16	at Washington	P	3	26	8.7	13	1	0	0	0.0	0	0	W	21-9
09/23	at Eagles	S	5	33	6.6	9	0	0	0	0.0	0	0	L	16-20
09/30	Texans	S	5	40	8.0	12	1	0	0	0.0	0	0	L	34-37+
10/04	at Patriots	S	9	105	11.7	28	2	0	0	0.0	0	0	L	24-38
10/14	at Jets	P	4	71	17.8	19	1	1	-1	-1.0	-1	0	L	34-42
10/21	Bills	S	3	31	10.3	14	0	0	0	0.0	0	0	W	37-5
10/28	at Raiders	P	3	37	12.3	20t	1	0	0	0.0	0	0	W	42-28
11/11	Jaguars	P	3	69	23.0	53t	2	1	2	2.0	2t	1	W	29-26
11/18	Titans	P	0	0	0.0	0	0	0	0	0.0	0	0	W	38-10
11/25	Dolphins	P	5	45	9.0	14t	2	0	0	0.0	0	0	W	27-24
12/02	at Jaguars	P	10	81	8.1	20	0	1	-9	-9.0	-9	0	L	0-6
12/09	at Texans	S	4	65	16.3	23	1	0	0	0.0	0	0	W	24-21
12/16	Cowboys	S	1	8	8.0	8	0	0	0	0.0	0	0	W	23-0
12/23	Giants	P	3	28	9.3	14	0	0	0	0.0	0	0	W	28-27
12/30	at Titans	S	4	60	15.0	22	1	0	0	0.0	0	0	W	33-17
2018 TOTALS			16-8	66	750	11.4	53T	13	3	-8	-2.7	2T	1	10-6

+ - Overtime

2019 GAME-BY-GAME REGULAR-SEASON STATISTICS (COLTS)

DATE	OPPONENT	P/S	RECEIVING					RUSHING					W/L	SCORE
			NO.	YDS.	AVG.	LG	TD	NO.	YDS.	AVG.	LG	TD		
09/08	at Chargers	P	1	8	8.0	8	0	0	0	0.0	0	0	L	24-30+
09/15	at Titans	P	3	25	8.3	13	1	0	0	0.0	0	0	W	19-17
09/22	Falcons	P	3	47	15.7	30	0	0	0	0.0	0	0	W	27-24
09/29	Raiders	P	1	48	48.0	48t	1	0	0	0.0	0	0	L	24-31
10/06	at Chiefs	P	1	8	8.0	8	0	0	0	0.0	0	0	W	19-13
10/20	Texans	S	4	70	17.5	33	1	0	0	0.0	0	0	W	30-23
10/27	Broncos	P	3	26	8.7	12	0	0	0	0.0	0	0	W	15-13
11/03	at Steelers	P	2	16	8.0	9	0	0	0	0.0	0	0	L	24-26
11/10	Dolphins	S	5	56	11.2	23	0	0	0	0.0	0	0	L	12-16
11/17	Jaguars	P	4	27	6.8	14	0	0	0	0.0	0	0	W	33-13
11/21	at Texans	P	4	44	11.0	14	0	0	0	0.0	0	0	L	17-20
12/01	Titans												L	17-31
12/08	at Buccaneers												L	35-38
12/16	at Saints												L	7-34
12/22	Panthers												W	38-6
12/29	at Jaguars												L	20-38
2019 TOTALS			11-2	31	375	12.1	48T	3	0	0	0.0	0	0	7-9

+ - Overtime

2020 GAME-BY-GAME REGULAR-SEASON STATISTICS (STEELERS)

DATE	OPPONENT	P/S	RECEIVING					RUSHING					W/L	SCORE
			NO.	YDS.	AVG.	LG	TD	NO.	YDS.	AVG.	LG	TD		
09/14	at Giants	P	1	18	18.0	18	0	0	0	0.0	0	0	W	26-16
09/20	Broncos	S	3	43	14.3	21	0	0	0	0.0	0	0	W	26-21
09/27	Texans	S	5	52	10.4	17	1	0	0	0.0	0	0	W	28-21
10/11	Eagles	S	5	43	8.6	17	0	0	0	0.0	0	0	W	38-29
10/18	Browns	S	2	9	4.5	7	0	0	0	0.0	0	0	W	38-7
10/25	at Titans	S	6	50	8.3	22	0	0	0	0.0	0	0	W	27-24
11/01	at Ravens	S	4	48	12.0	18t	1	0	0	0.0	0	0	W	28-24
11/08	at Cowboys	P	3	22	7.3	9	1	0	0	0.0	0	0	W	24-19
11/15	Bengals	S	2	38	19.0	24	0	0	0	0.0	0	0	W	36-10
11/22	at Jaguars	S	4	36	9.0	20t	1	0	0	0.0	0	0	W	27-3
12/02	Ravens	P	7	54	7.7	27	0	0	0	0.0	0	0	W	19-14
12/07	Washington	S	7	68	9.7	22	0	0	0	0.0	0	0	L	17-23
12/13	at Bills	P	2	30	15.0	17	0	0	0	0.0	0	0	L	15-26
12/21	at Bengals	P	0	0	0.0	0	0	0	0	0.0	0	0	L	17-27
12/27	Colts	P	5	47	9.4	11	1	0	0	0.0	0	0	W	28-24
01/03	at Browns												L	22-24
2020 TOTALS			15-9	56	558	10.0	27	5	0	0	0.0	0	0	12-4

2014 GAME-BY-GAME POSTSEASON STATISTICS (LIONS)

DATE	OPPONENT	P/S	RECEIVING					RUSHING					W/L	SCORE
			NO.	YDS.	AVG.	LG	TD	NO.	YDS.	AVG.	LG	TD		
01/04	at Cowboys	S	3	21	7.0	8	0	0	0	0.0	0	0	L	20-24
2014 TOTALS			1-1	3	21	7.0	8	0	0	0	0.0	0	0	0-1

2016 GAME-BY-GAME POSTSEASON STATISTICS (LIONS)


			RECEIVING					RUSHING						
DATE	OPPONENT	P/S	NO.	YDS.	AVG.	LG	TD	NO.	YDS.	AVG.	LG	TD	W/L	SCORE
01/07	at Seahawks	S	2	23	11.5	12	0	0	0	0.0	0	0	L	6-26
2016 TOTALS		1-1	2	23	11.5	12	0	0	0	0.0	0	0	0-1	

2018 GAME-BY-GAME POSTSEASON STATISTICS (COLTS)

			RECEIVING					RUSHING						
DATE	OPPONENT	P/S	NO.	YDS.	AVG.	LG	TD	NO.	YDS.	AVG.	LG	TD	W/L	SCORE
01/05	at Texans	S	3	26	8.7	15	1	0	0	0.0	0	0	W	21-7
01/12	at Chiefs	P	5	51	10.2	21	0	0	0	0.0	0	0	L	13-31
2018 TOTALS		2-1	8	77	9.6	21	1	0	0	0.0	0	0	1-1	

2020 GAME-BY-GAME POSTSEASON STATISTICS (STEELERS)

			RECEIVING					RUSHING						
DATE	OPPONENT	P/S	NO.	YDS.	AVG.	LG	TD	NO.	YDS.	AVG.	LG	TD	W/L	SCORE
01/10	Browns	P	7	62	8.9	17t	1	0	0	0.0	0	0	L	37-48
2020 TOTALS		1-0	7	62	8.9	17T	1	0	0	0.0	0	0	0-1	



34

TERRELL EDMUNDS SAFETY

HEIGHT: 6-1 BIRTHPLACE: Danville, VA
 WEIGHT: 217 HOW ACQUIRED: D1 '18
 COLLEGE: Virginia Tech NFL EXPERIENCE: 4th year
 BORN: Jan. 20, 1997 (24)

PRO CAREER

- ✦ Has played in 47 games (43 starts) over his three-year NFL career (all with Steelers)
- ✦ Has registered 246 tackles, 169 solo stops, 15 passes defended, six quarterback hits, four tackles for loss, three interceptions, 2.0 sacks and one fumble recovery

2020 (STEELERS)

- ✦ Started 12 of the 15 regular-season games he played
- ✦ Recorded 68 tackles (46 solo), eight passes defended, two interceptions, one tackle for loss, one quarterback hit and 1.0 sack
- ✦ Inactive in Week 17 at Cleveland

2019 (STEELERS)

- ✦ Started all 16 games for the first time in his career
- ✦ Notched 105 tackles (71 solo) marking his first 100+ tackle season and finished second on the team in tackles
- ✦ Added three passes defended, two quarterback hits and two tackles for loss
- ✦ Led the team with a career-high 11 tackles (eight solo) and added one pass defended in Week 2 vs. Seattle
- ✦ Led the Steelers' secondary with 10 tackles (seven solo) and added two quarterback hits in Week 3 at San Francisco
- ✦ Led the team with a career-high 11 tackles (10 solo) in Week 15 vs. Buffalo

2018 (STEELERS)

- ✦ Started 15 of 16 regular-season games played as a rookie
- ✦ Played 92.5% of the defensive snaps in 2018, second-most on the defense
- ✦ Finished tied for third on the team in tackles (78 / 55 solo) and added 1.0 sack, one interception, four passes defended and three quarterback hits
- ✦ Recorded the first interception of his NFL career (QB Ryan Fitzpatrick) in Week 3 at Tampa Bay
- ✦ Registered the first defensive fumble recovery of his NFL career (forced by S Sean Davis) in Week 4 vs. Baltimore
- ✦ Tallied eight tackles (five solo) and the first sack of his NFL career (a nine-yard takedown of QB Philip Rivers) in Week 13 vs. L.A. Chargers

TRANSACTIONS

- ✦ Pittsburgh declined a fifth-year option for 2022
- ✦ Signed a four-year contract with the Steelers on July 24, 2018
- ✦ Drafted by Pittsburgh in the first round (28th overall) of the 2018 NFL Draft

COLLEGE

- ✦ Played in 37 games with 31 starts over a three-year span (2015-17) at Virginia Tech
- ✦ Totaled 196 tackles, 14 passes defended, 6.5 tackles for loss and six interceptions in his career
- ✦ Named Third-Team All-Atlantic Conference Coast selection in 2017, recording 59 tackles, 2.5 tackles for loss, two interceptions, three pass breakups and 1.5 sacks in 10 games played and started
- ✦ Played in all 14 games (13 starts) in 2016, earning honorable mention All-ACC accolades by tallying 89 tackles, four interceptions and 2.5 tackles for loss
- ✦ Tabbled ACC Defensive Back Player of the Week (Oct. 24)
- ✦ Posted 12 tackles and caught a reception for 20 yards in the ACC Championship Game vs. Clemson
- ✦ Made five stops and hauled in an interception in the Belk Bowl vs. Arkansas
- ✦ Saw action in 12 games (eight starts) in 2015, amassing 34 tackles
- ✦ Redshirted in 2014
- ✦ Majored in multimedia journalism

PERSONAL

- ✦ Attended Dan River High School (Ringgold, Va.)
- ✦ Class 2A West All-Region first-team selection as a running back and Offensive Back of the Year in the Courthouse Conference 37
- ✦ All-Conference 37 first-team selection after his senior year logging 1,753 rushing yards on 171 carries with 25 TDs, adding nine receptions for 111 yards and a TD
- ✦ Registered 53 tackles, two interceptions on defense
- ✦ Scored a combined 29 TDs in his senior year
- ✦ Son of Ferrell Jr. and Felicia Edmunds
- ✦ Father was an NFL Pro Bowl tight end
- ✦ Younger brother, Tremaine, was selected in the first round of the 2018 NFL Draft by the Buffalo Bills.
- ✦ Older brother, Trey, is a teammate on the Steelers

TERRELL EDMUNDS' NFL REGULAR SEASON DEFENSIVE STATISTICS

DATE	TEAM	GP	GS	TK	S	TACKLES					INTERCEPTIONS					O. FUMB			ST			MISC				
						A	TFL	YDS	SK	YDS	QBH	NO	YDS	LG	TD	PD	FF	FR	YDS	TK	S	A	FF	FR	S	A
2018	Steelers	16	15	73	52	21	1	9	1.0	9.0	3	1	35	35	0	4	0	1	0	5	3	2	0	0	0	0
2019	Steelers	16	16	105	71	34	2	7	0.0	0.0	2	0	0	0	0	3	0	0	0	0	0	0	0	0	0	
2020	Steelers	15	12	68	46	22	1	11	1.0	11.0	1	2	11	7	0	8	0	0	0	0	0	0	0	0	0	
NFL TOTALS		47	43	246	169	77	4	27	2.0	20.0	6	3	46	35	0	15	0	1	0	5	3	2	0	0	0	0

TERRELL EDMUNDS' NFL POSTSEASON DEFENSIVE STATISTICS

				TACKLES							INTERCEPTIONS					O. FUMB			ST			MISC				
DATE	TEAM	GP	GS	TK	S	A	TFL	YDS	SK	YDS	QBH	NO	YDS	LG	TD	PD	FF	FR	YDS	TK	S	A	FF	FR	S	A
2020	Steelers	1	1	6	3	3	1	1	0.0	0.0	0	0	0	0	0	1	0	0	0	0	0	0	0	0	0	0
NFL TOTALS		1	1	6	3	3	1	1	0.0	0.0	0	0	0	0	0	1	0	0	0	0	0	0	0	0	0	0

SINGLE-GAME HIGHS: DEFENSIVE

Total Tackles	11 vs. Buffalo Bills, Dec 15, 2019	Tackles For Loss	1 vs. Denver Broncos, Sep 20, 2020
	11 vs. Seattle Seahawks, Sep 15, 2019		1 at Arizona Cardinals, Dec 08, 2019
Sacks	1.0 vs. Denver Broncos, Sep 20, 2020		...2 more at 1.
	1.0 vs. Los Angeles Chargers, Dec 02, 2018	Interceptions	2 at Jacksonville Jaguars, Nov 22, 2020
Passes Defensed	2 at Jacksonville Jaguars, Nov 22, 2020		1 at Tampa Bay Buccaneers, Sep 24, 2018
	2 at Tennessee Titans, Oct 25, 2020	Interception Return Yards	35 at Tampa Bay Buccaneers, Sep 24, 2018
Fumble Recoveries	1 vs. Baltimore Ravens, Sep 30, 2018		11 at Jacksonville Jaguars, Nov 22, 2020
		Special Teams Tackles	1 vs. Cincinnati Bengals, Dec 30, 2018
			1 vs. Los Angeles Chargers, Dec 02, 2018
			...3 more at 1.

SINGLE-GAME HIGHS - POSTSEASON: DEFENSIVE

Total Tackles	6 vs. Cleveland Browns, Jan 10, 2021	Tackles For Loss	1 vs. Cleveland Browns, Jan 10, 2021
Passes Defensed	1 vs. Cleveland Browns, Jan 10, 2021		

2018 GAME-BY-GAME REGULAR-SEASON STATISTICS (STEELERS)


DATE	OPPONENT	P/S	TACKLES							INTERCEPTIONS					O. FUMB			ST			MISC			W/L/T	SCORE	
			TK	S	A	SK	YDS	TFL	YDS	QBH	NO	YDS	LG	TD	PD	FF	FR	YDS	TK	S	A	FF	FR			S
09/09	at Browns	S	0	0	0	0.0	0.0	0	0	1	0	0	0	0	1	0	0	0	0	0	0	0	0	0	T	21-21
09/16	Chiefs	P	3	3	0	0.0	0.0	0	0	0	0	0	0	0	0	0	0	1	1	0	0	0	0	0	L	37-42
09/24	at Buccaneers	S	1	1	0	0.0	0.0	0	0	0	1	35	35	0	1	0	0	0	0	0	0	0	0	0	W	30-27
09/30	Ravens	S	7	4	3	0.0	0.0	0	0	0	0	0	0	0	0	1	0	0	0	0	0	0	0	0	L	14-26
10/07	Falcons	S	7	5	2	0.0	0.0	0	0	0	0	0	0	0	0	0	0	0	0	0	0	0	0	0	W	41-17
10/14	at Bengals	S	3	3	0	0.0	0.0	0	0	0	0	0	0	0	0	0	0	0	0	0	0	0	0	0	W	28-21
10/28	Browns	S	3	2	1	0.0	0.0	0	0	0	0	0	0	0	0	0	0	1	1	0	0	0	0	0	W	33-18
11/04	at Ravens	S	4	2	2	0.0	0.0	0	0	0	0	0	0	0	1	0	0	0	0	0	0	0	0	0	W	23-16
11/08	Panthers	S	4	3	1	0.0	0.0	0	0	0	0	0	0	0	0	0	0	0	0	0	0	0	0	0	W	52-21
11/18	at Jaguars	S	4	3	1	0.0	0.0	0	0	1	0	0	0	0	0	0	0	0	0	0	0	0	0	0	W	20-16
11/25	at Broncos	S	8	0	0	0.0	0.0	0	0	0	0	0	0	0	0	0	0	1	0	1	0	0	0	0	L	17-24
12/02	Chargers	S	7	5	2	1.0	9.0	1	9	1	0	0	0	0	1	0	0	0	1	0	1	0	0	0	L	30-33
12/09	at Raiders	S	7	4	3	0.0	0.0	0	0	0	0	0	0	0	0	0	0	0	0	0	0	0	0	0	L	21-24
12/16	Patriots	S	7	2	5	0.0	0.0	0	0	0	0	0	0	0	0	0	0	0	0	0	0	0	0	0	W	17-10
12/23	at Saints	S	4	4	0	0.0	0.0	0	0	0	0	0	0	0	0	0	0	0	0	0	0	0	0	0	L	28-31
12/30	Bengals	S	4	3	1	0.0	0.0	0	0	0	0	0	0	0	0	0	0	1	1	0	0	0	0	0	W	16-13
2018 TOTALS		16-15	73	52	21	1.0	9.0	1	9	3	1	35	35	0	4	0	1	0	5	3	2	0	0	0	9-6-1	

2019 GAME-BY-GAME REGULAR-SEASON STATISTICS (STEELERS)

DATE	OPPONENT	P/S	TACKLES							INTERCEPTIONS					O. FUMB			ST			MISC			W/L	SCORE		
			TK	S	A	SK	YDS	TFL	YDS	QBH	NO	YDS	LG	TD	PD	FF	FR	YDS	TK	S	A	FF	FR			S	A
09/08	at Patriots	S	7	5	2	0.0	0.0	0	0	0	0	0	0	0	0	0	0	0	0	0	0	0	0	L	3-33		
09/15	Seahawks	S	11	8	3	0.0	0.0	0	0	0	0	0	1	0	0	0	0	0	0	0	0	0	0	L	26-28		
09/22	at 49ers	S	10	7	3	0.0	0.0	0	0	2	0	0	0	0	0	0	0	0	0	0	0	0	0	L	20-24		
09/30	Bengals	S	4	1	3	0.0	0.0	0	0	0	0	0	0	0	0	0	0	0	0	0	0	0	0	W	27-3		
10/06	Ravens	S	5	4	1	0.0	0.0	0	0	0	0	0	0	0	0	0	0	0	0	0	0	0	0	L	23-26+		
10/13	at Chargers	S	5	3	2	0.0	0.0	0	0	0	0	0	1	0	0	0	0	0	0	0	0	0	0	W	24-17		
10/28	Dolphins	S	4	3	1	0.0	0.0	0	0	0	0	0	0	0	0	0	0	0	0	0	0	0	0	W	27-14		
11/03	Colts	S	8	4	4	0.0	0.0	0	0	0	0	0	0	0	0	0	0	0	0	0	0	0	0	W	26-24		
11/10	Rams	S	8	4	4	0.0	0.0	1	0	0	0	0	1	0	0	0	0	0	0	0	0	0	0	W	17-12		
11/14	at Browns	S	3	3	0	0.0	0.0	0	0	0	0	0	0	0	0	0	0	0	0	0	0	0	0	L	7-21		
11/24	at Bengals	S	5	3	2	0.0	0.0	0	0	0	0	0	0	0	0	0	0	0	0	0	0	0	0	W	16-10		
12/01	Browns	S	6	4	2	0.0	0.0	0	0	0	0	0	0	0	0	0	0	0	0	0	0	0	0	W	20-13		
12/08	at Cardinals	S	7	6	1	0.0	0.0	1	7	0	0	0	0	0	0	0	0	0	0	0	0	0	0	W	23-17		
12/15	Bills	S	11	10	1	0.0	0.0	0	0	0	0	0	0	0	0	0	0	0	0	0	0	0	0	L	10-17		
12/22	at Jets	S	4	1	3	0.0	0.0	0	0	0	0	0	0	0	0	0	0	0	0	0	0	0	0	L	10-16		
12/29	at Ravens	S	7	5	2	0.0	0.0	0	0	0	0	0	0	0	0	0	0	0	0	0	0	0	0	L	10-28		
2019 TOTALS		16-16	105	71	34	0.0	0.0	2	7	2	0	0	0	0	3	0	0	0	0	0	0	0	0	8-8			
+ Overtime																											

+ Overtime

[illegible][illegible]



TREY EDMUNDS

RUNNING BACK

HEIGHT: 6-2	BIRTHPLACE: Danville, VA
WEIGHT: 223	HOW ACQUIRED: UDFA '18
COLLEGE: Maryland	NFL EXPERIENCE: 3rd year
BORN: Dec. 30, 1994 (26)	

PRO CAREER

- ✦ Has played in 35 games (no starts) over his four-year NFL career (Saints 2017-18; Steelers 2018-20)
- ✦ Has rushed for 140 yards and one TD on 31 carries (4.5 yards per rush)
- ✦ Has caught six passes for 48 yards
- ✦ Has registered 13 career special teams' tackles (seven in '17 and six in '19)
- ✦ First NFL player to play running back in a game and register an interception since Kenny Gamble vs. Kansas City Chiefs on Sept. 11, 1988
- ✦ Fifth NFL player since the 1970 NFL-AFL merger to play running back in a game and register an interception

2020 (STEELERS)

- ✦ Saw action in four regular-season games

2019 (STEELERS)

- ✦ Saw action in 11 regular-season games
- ✦ Rushed for 92 yards on 22 carries (4.2 yards per rush)
- ✦ Rushed for a team-high 73 yards on 12 attempts, including a career-best 45-yard run on the Steelers' first-quarter scoring drive, in Week 9 vs. Indianapolis
- ✦ Set single-game career highs in both rushes (12) and rushing yards (73)
- ✦ Caught six passes for 48 yards
- ✦ Registered an interception on a fake punt in the third quarter in Week 11 vs. L.A. Rams

2018 (STEELERS)

- ✦ Spent the first 12 weeks of the season on the practice squad
- ✦ Saw action mostly on special teams in the final four weeks of the season after being promoted to the active roster

2017 (SAINTS)

- ✦ Appeared in all 16 regular-season games and both postseason contests, primarily on special teams and rushed for 48 yards and a 41-yard TD on nine rushes (5.3 yards per rush), returned three kickoffs for 65 yards (21.7 yards per kickoff return) and added seven special teams tackles
- ✦ Rushed for 48 yards and a 41-yard TD (first career TD) on nine rushes in Week 10 at Buffalo

TRANSACTIONS

- ✦ Signed a reserve/future contract with Pittsburgh on Jan. 16, 2021
- ✦ Signed a one-year contract with the Steelers on Nov. 10, 2020
- ✦ Waived by Pittsburgh on Nov. 8, 2020
- ✦ Promoted to the Steelers' active roster on Oct. 31, 2020
- ✦ Signed to the Pittsburgh practice squad on Oct. 26, 2020
- ✦ Promoted to the Steelers' active roster on Oct. 24, 2020
- ✦ Signed to the Pittsburgh practice squad on Oct. 12, 2020
- ✦ Promoted to the Steelers' active roster on Oct. 10, 2020
- ✦ Promoted to Pittsburgh's active roster on Sept. 7, 2020
- ✦ Waived by Pittsburgh on Sept. 5, 2020
- ✦ Promoted to the Steelers' active roster from the practice squad on Oct. 11, 2019
- ✦ Signed to the Pittsburgh practice squad on Sept. 1, 2019
- ✦ Released by the Steelers on Aug. 31, 2019
- ✦ Promoted to the Pittsburgh active roster from the practice squad on Dec. 4, 2018
- ✦ Added to the Steelers' practice squad on Sept. 5, 2018
- ✦ Released by New Orleans on Sept. 3, 2018
- ✦ Signed with the Saints as an undrafted rookie free agent on May 15, 2017

COLLEGE

- ✦ Attended college at Virginia Tech (2012-15) and Maryland (2016)
- ✦ Finished his senior season in 2016, his only with Maryland, rushing for 158 yards and one TD on 26 carries
- ✦ In 2015, his final season with Virginia Tech, appeared in 10 games and had 47 carries for 185 yards and three TDs
- ✦ As a sophomore in 2014, appeared in five games and had 21 carries for 97 yards
- ✦ As a freshman in 2013, rushed for 675 yards and 10 TDs and added 17 receptions for 155 yards and two receiving TDs
- ✦ Made his collegiate debut against Alabama and had 20 carries for 132 yards and a rushing TD
- ✦ Named an honorable mention freshman All-American by College Football News
- ✦ Graduated in 2015 from Virginia Tech with a degree in real estate development

PERSONAL

- ✦ Attended Dan River High School (Ringgold, Va.)
- ✦ Named Parade All-American, SuperPrep and PrepStar All-American as a running back
- ✦ First-team Group A All-State selection at running back by VirginiaPreps and the 2011 Danville Register & Bee All-Metro football offensive player of the year
- ✦ Rushed for 2,596 yards and 33 TDs on 283 carries, accounting for 61.5 percent of Dan River's offense
- ✦ Recorded 143 tackles (59 solo) and 2.0 sacks as a senior at outside linebacker
- ✦ Hauled in four interceptions (two returned for TDs), two forced fumbles and a fumble recovery as a senior
- ✦ Won a 200-meter dash state title in track and scored over 1,000 career points for his basketball team
- ✦ Son of Ferrell Jr. and Felicia Edmunds
- ✦ Father was an NFL Pro Bowl tight end
- ✦ Brother, Terrell, is a teammate with the Steelers and was selected in the first round of the 2018 NFL Draft by Pittsburgh
- ✦ Brother, Tremaine, was selected in the first round of the 2018 NFL Draft by the Buffalo Bills
- ✦ Full name: Ferrell Edmunds III

TREY EDMUNDS' NFL REGULAR SEASON RUSHING/RECEIVING STATISTICS

DATE	TEAM	GP	GS	RUSHING				TD	RECEIVING				
				NO.	YDS.	AVG.	LG		NO.	YDS.	AVG.	LG	TD
2017	Saints	16	0	9	48	5.3	41t	1	0	0	0.0	0	0
2018	Saints	0	0	0	0	0.0	0	0	0	0	0.0	0	0
Went from New Orleans to Pittsburgh.													
2018	Steelers	4	0	0	0	0.0	0	0	0	0	0.0	0	0
2018	TOTAL	4	0	0	0	0.0	0	0	0	0	0.0	0	0
2019	Saints	0	0	0	0	0.0	0	0	0	0	0.0	0	0
Went from New Orleans to Pittsburgh.													
2019	Steelers	11	0	22	92	4.2	45	0	6	48	8.0	11	0
2019	TOTAL	11	0	22	92	4.2	45	0	6	48	8.0	11	0
2020	Steelers	4	0	0	0	0.0	0	0	0	0	0.0	0	0
NFL TOTALS		35	0	31	140	4.5	45	1	6	48	8.0	11	0

TREY EDMUNDS' NFL POSTSEASON RUSHING/RECEIVING STATISTICS

DATE	TEAM	GP	GS	RUSHING				TD	RECEIVING				
				NO.	YDS.	AVG.	LG		NO.	YDS.	AVG.	LG	TD
2017	Saints	2	0	0	0	0.0	0	0	0	0	0.0	0	0
2018	Saints	0	0	0	0	0.0	0	0	0	0	0.0	0	0
2020	Steelers	0	0	0	0	0.0	0	0	0	0	0.0	0	0
NFL TOTALS		2	0	0	0	0.0	0	0	0	0	0.0	0	0

TREY EDMUNDS' NFL REGULAR SEASON RETURN STATISTICS

KICKOFF RETURNS							PUNT RETURNS					
DATE	TEAM	RET.	YDS.	AVG.	LG	TD	NO.	FC	YDS.	AVG.	LG	TD
2017	Saints	3	65	21.7	27	0	0	0	0	0.0	0	0
2018	Saints	0	0	0.0	0	0	0	0	0	0.0	0	0
Went from New Orleans to Pittsburgh.												
2018	Steelers	0	0	0.0	0	0	0	0	0	0.0	0	0
2018	TOTAL	0	0	0.0	0	0	0	0	0	0.0	0	0
2019	Saints	0	0	0.0	0	0	0	0	0	0.0	0	0
Went from New Orleans to Pittsburgh.												
2019	Steelers	0	0	0.0	0	0	0	0	0	0.0	0	0
2019	TOTAL	0	0	0.0	0	0	0	0	0	0.0	0	0
2020	Steelers	0	0	0.0	0	0	0	0	0	0.0	0	0
NFL TOTALS		3	65	21.7	27	0	0	0	0	0.0	0	0

TREY EDMUNDS' NFL POSTSEASON RETURN STATISTICS

KICKOFF RETURNS							PUNT RETURNS						
DATE	TEAM	RET.	YDS.	AVG.	LG	TD	NO.	FC	YDS.	AVG.	LG	TD	
2017	Saints	0	0	0.0	0	0	0	0	0	0.0	0	0	
2018	Saints	0	0	0.0	0	0	0	0	0	0.0	0	0	
2020	Steelers	0	0	0.0	0	0	0	0	0	0.0	0	0	
NFL TOTALS		0	0	0.0	0	0	0	0	0	0.0	0	0	

SINGLE-GAME HIGHS: RUSHING/RECEIVING

Rush Attempts	12 vs. Indianapolis Colts, Nov 03, 2019 9 at Buffalo Bills, Nov 12, 2017
Rushing Yards	73 vs. Indianapolis Colts, Nov 03, 2019 48 at Buffalo Bills, Nov 12, 2017
Longest Runs	45 vs. Indianapolis Colts, Nov 03, 2019 41t at Buffalo Bills, Nov 12, 2017
Rushing TDs	1 at Buffalo Bills, Nov 12, 2017
Receptions	3 at Cleveland Browns, Nov 14, 2019 2 vs. Los Angeles Rams, Nov 10, 2019
Receiving Yards	27 at Cleveland Browns, Nov 14, 2019 14 vs. Los Angeles Rams, Nov 10, 2019
Longest Receptions	11 at Cleveland Browns, Nov 14, 2019 9 at Cleveland Browns, Nov 14, 2019
All-Purpose Yards	73 vs. Indianapolis Colts, Nov 03, 2019 48 at Buffalo Bills, Nov 12, 2017

Kickoff Returns	2 vs. New England Patriots, Sep 17, 2017 1 at Minnesota Vikings, Sep 11, 2017
Kickoff Return Yards	43 vs. New England Patriots, Sep 17, 2017 22 at Minnesota Vikings, Sep 11, 2017
Longest Kickoff Return	27 vs. New England Patriots, Sep 17, 2017 22 at Minnesota Vikings, Sep 11, 2017
Special Teams Tackles	2 vs. Miami Dolphins, Oct 28, 2019 2 at Minnesota Vikings, Sep 11, 2017
Most TDs	1 at Buffalo Bills, Nov 12, 2017
Rushing Average	6.1 vs. Indianapolis Colts, Nov 03, 2019 5.3 at Buffalo Bills, Nov 12, 2017
Receiving Average	9.0 at Cleveland Browns, Nov 14, 2019

2017 GAME-BY-GAME REGULAR-SEASON STATISTICS (SAINTS)

DATE	OPPONENT	P/S	RUSHING					RECEIVING					W/L	SCORE
			NO.	YDS.	AVG.	LG	TD	NO.	YDS.	AVG.	LG	TD		
09/11	at Vikings	P	0	0	0.0	0	0	0	0	0.0	0	0	L	19-29
09/17	Patriots	P	0	0	0.0	0	0	0	0	0.0	0	0	L	20-36
09/24	at Panthers	P	0	0	0.0	0	0	0	0	0.0	0	0	W	34-13
10/01	at Dolphins	P	0	0	0.0	0	0	0	0	0.0	0	0	W	20-0
10/15	Lions	P	0	0	0.0	0	0	0	0	0.0	0	0	W	52-38
10/22	at Packers	P	0	0	0.0	0	0	0	0	0.0	0	0	W	26-17
10/29	Bears	P	0	0	0.0	0	0	0	0	0.0	0	0	W	20-12
11/05	Buccaneers	P	0	0	0.0	0	0	0	0	0.0	0	0	W	30-10
11/12	at Bills	P	9	48	5.3	41t	1	0	0	0.0	0	0	W	47-10
11/19	Washington	P	0	0	0.0	0	0	0	0	0.0	0	0	W	34-31+
11/26	at Rams	P	0	0	0.0	0	0	0	0	0.0	0	0	L	20-26
12/03	Panthers	P	0	0	0.0	0	0	0	0	0.0	0	0	W	31-21
12/07	at Falcons	P	0	0	0.0	0	0	0	0	0.0	0	0	L	17-20
12/17	Jets	P	0	0	0.0	0	0	0	0	0.0	0	0	W	31-19
12/24	Falcons	P	0	0	0.0	0	0	0	0	0.0	0	0	W	23-13
12/31	at Buccaneers	P	0	0	0.0	0	0	0	0	0.0	0	0	L	24-31
2017 TOTALS			16-0	9	48	5.3	41T	1	0	0	0.0	0	0	11-5
+ - Overtime														

2018 GAME-BY-GAME REGULAR-SEASON STATISTICS (SAINTS/STEELERS)

DATE	OPPONENT	P/S	RUSHING					RECEIVING					W/L	SCORE
			NO.	YDS.	AVG.	LG	TD	NO.	YDS.	AVG.	LG	TD		
09/09	Buccaneers												L	40-48
09/16	Browns												W	21-18
09/23	at Falcons												W	43-37+
09/30	at Giants												W	33-18
10/08	Washington												W	43-19
10/21	at Ravens												W	24-23
10/28	at Vikings												W	30-20
11/04	Rams												W	45-35
11/11	at Bengals												W	51-14
11/18	Eagles												W	48-7
11/22	Falcons												W	31-17
11/29	at Cowboys												L	10-13
12/09	at Buccaneers												W	28-14
Went from Saints to Steelers.														
12/16	Patriots	P	0	0	0.0	0	0	0	0	0.0	0	0	W	17-10
12/23	at Saints	P	0	0	0.0	0	0	0	0	0.0	0	0	L	28-31
Went from Steelers to Saints.														
12/30	Panthers												L	14-33
2018 TOTALS			2-0	0	0	0.0	0	0	0	0.0	0	0	12-4	
+ - Overtime														

2019 GAME-BY-GAME REGULAR-SEASON STATISTICS (SAINTS/STEELERS)

DATE	OPPONENT	P/S	RUSHING					RECEIVING					W/L	SCORE
			NO.	YDS.	AVG.	LG	TD	NO.	YDS.	AVG.	LG	TD		
09/09	Texans												W	30-28
09/15	at Rams												L	9-27
09/22	at Seahawks												W	33-27
09/29	Cowboys												W	12-10
10/06	Buccaneers												W	31-24
Went from Saints to Steelers.														
10/13	at Chargers	P	0	0	0.0	0	0	0	0	0.0	0	0	W	24-17
Went from Steelers to Saints.														
10/20	at Bears												W	36-25
Went from Saints to Steelers.														
10/28	Dolphins	P	1	0	0.0	0	0	0	0	0.0	0	0	W	27-14
11/03	Colts	P	12	73	6.1	45	0	0	0	0.0	0	0	W	26-24
11/10	Rams	P	4	1	0.3	3	0	2	14	7.0	8	0	W	17-12
11/14	at Browns	P	3	11	3.7	9	0	3	27	9.0	11	0	L	7-21
11/24	at Bengals	P	2	7	3.5	5	0	0	0	0.0	0	0	W	16-10
12/01	Browns	P	0	0	0.0	0	0	0	0	0.0	0	0	W	20-13
12/08	at Cardinals	P	0	0	0.0	0	0	1	7	7.0	7	0	W	23-17
12/15	Bills	P	0	0	0.0	0	0	0	0	0.0	0	0	L	10-17
12/22	at Jets	P	0	0	0.0	0	0	0	0	0.0	0	0	L	10-16
12/29	at Ravens	P	0	0	0.0	0	0	0	0	0.0	0	0	L	10-28
2019 TOTALS			11-0	22	92	4.2	45	0	6	48	8.0	11	0	12-5

2020 GAME-BY-GAME REGULAR-SEASON STATISTICS (STEELERS)

DATE	OPPONENT	P/S	RUSHING					RECEIVING					W/L	SCORE
			NO.	YDS.	AVG.	LG	TD	NO.	YDS.	AVG.	LG	TD		
09/14	at Giants												W	26-16
09/20	Broncos												W	26-21
09/27	Texans												W	28-21
10/11	Eagles	P	0	0	0.0	0	0	0	0	0.0	0	0	W	38-29
10/18	Browns												W	38-7
10/25	at Titans												W	27-24
11/01	at Ravens												W	28-24
11/08	at Cowboys												W	24-19
11/15	Bengals												W	36-10
11/22	at Jaguars												W	27-3
12/02	Ravens												W	19-14
12/07	Washington												L	17-23
12/13	at Bills												L	15-26
12/21	at Bengals												L	17-27
12/27	Colts												W	28-24
01/03	at Browns												L	22-24
2020 TOTALS			1-0	0	0	0.0	0	0	0	0.0	0	0	12-4	

2017 GAME-BY-GAME POSTSEASON STATISTICS (SAINTS)

DATE	OPPONENT	P/S	RUSHING					RECEIVING					W/L	SCORE
			NO.	YDS.	AVG.	LG	TD	NO.	YDS.	AVG.	LG	TD		
01/07	Panthers	P	0	0	0.0	0	0	0	0	0.0	0	0	W	31-26
01/14	at Vikings	P	0	0	0.0	0	0	0	0	0.0	0	0	L	24-29
2017 TOTALS			2-0	0	0	0.0	0	0	0	0.0	0	0	1-1	

2018 GAME-BY-GAME POSTSEASON STATISTICS (SAINTS)

DATE	OPPONENT	P/S	RUSHING					RECEIVING					W/L	SCORE
			NO.	YDS.	AVG.	LG	TD	NO.	YDS.	AVG.	LG	TD		
01/13	Eagles												W	20-14
01/20	Rams												L	23-26+
2018 TOTALS			0-0	0	0	0.0	0	0	0	0.0	0	0	1-1	

+ Overtime

2020 GAME-BY-GAME POSTSEASON STATISTICS (STEELERS)

DATE	OPPONENT	P/S	RUSHING					RECEIVING					W/L	SCORE
			NO.	YDS.	AVG.	LG	TD	NO.	YDS.	AVG.	LG	TD		
01/10	Browns												L	37-48
2020 TOTALS			0-0	0	0	0.0	0	0	0	0.0	0	0	0-1	



B.J. FINNEY
CENTER/GUARD

HEIGHT: 6-4	BIRTHPLACE: Wichita, KS
WEIGHT: 318	HOW ACQUIRED: UDFA '15
COLLEGE: Kansas State	NFL EXPERIENCE: 5th year
BORN: Oct. 26, 1991 (29)	

PRO CAREER

- ✦ Has played in 66 games (13 starts) over his six-year NFL career (Steelers 2016-19; Seahawks 2020; Bengals 2020)
- ✦ Has played at center, left guard and right guard
- ✦ Made NFL debut in Week 1 of 2016 at Washington
- ✦ Made NFL starting debut in Week 4 of 2016 vs. Kansas City

2020 (SEAHAWKS/BENGALS)

- ✦ Saw action in seven regular-season games (no starts) with Seattle (six games) and Cincinnati (one game)

2019 (STEELERS)

- ✦ Saw action in all 16 regular-season games (four starts)

2018 (STEELERS)

- ✦ Saw action in all 16 regular-season games (two starts)
- ✦ Started in Week 2 (vs. Kansas City) and Week 3 (at Tampa Bay), both at right guard in place of David DeCastro who was sidelined with an injury
- ✦ Part of an offensive line that helped block for a 300-yard passer, 100-yard rusher and 100-yard receiver in Week 1 at Cleveland
- ✦ Part of an offensive line that gave up zero sacks for the second-straight week and that helped block for a 300-yard passer, 100-yard rusher and two 100-yard receivers in Week 6 at Cincinnati
- ✦ Part of an offensive line that helped block for RB Jaylen Samuels to rush for a career-high 142 yards in Week 15 vs. New England

2017 (STEELERS)

- ✦ Saw action in 14 games (four starts)
- ✦ Dressed but did not see action in Week 1 at Cleveland or Week 10 at Indianapolis
- ✦ Made first start of the season (at tight end) in Week 4 at Baltimore
- ✦ Started at left guard in place of injured Ramon Foster in Week 7 at Kansas City and helped block for RB Le'Veon Bell rush for 179 yards and one TD, which tied for the 10th-most rushing yards in single-game in Steelers history

2016 (STEELERS)

- ✦ Saw his first NFL action, playing in 13 games (two starts) during the regular season
- ✦ Dressed but did not see action in Week 2 (vs. Cincinnati), Week 11 (at Cleveland), Week 13 (vs. N.Y. Giants), AFC Wild Card Game (vs. Miami), AFC Divisional Playoff (at Kansas City) and AFC Championship Game (at New England)
- ✦ Made his first career start at left guard in place of the injured Ramon Foster in Week 4 vs. Kansas City and helped block for quarterback Ben Roethlisberger to throw for 300 yards with five TDs and for running back Le'Veon Bell to rush for 144 yards
- ✦ Started in place of Foster in Week 14 at Buffalo and helped block for Bell to rush for a team record 236 yards (also part of an offensive line that allowed zero sacks)

2015 (STEELERS)

- ✦ Signed to the Steelers' practice squad on September 29, where he remained for the remainder of the regular season and postseason

TRANSACTIONS

- ✦ Signed a one-year contract with Pittsburgh on Mar. 12, 2021
- ✦ Waived by Cincinnati on Mar. 5, 2021
- ✦ Traded to Cincinnati from Seattle with 2021 seventh round pick (#235 Wyatt Hubert) for Carlos Dunlap
- ✦ Signed a two-year contract with Seattle on Mar. 17, 2020
- ✦ Assigned a one-year contract tender by Pittsburgh on Mar. 6, 2019
- ✦ Signed a Reserve/Future contract with the Steelers on Feb. 9, 2018
- ✦ Signed a Reserve/Future contract with the Steelers on Jan. 18, 2017
- ✦ Signed a Reserve/Future contract with the Steelers on Jan. 18, 2016
- ✦ Signed to the Steelers practice squad on Sept. 29, 2015
- ✦ Waived by the Steelers on Sept. 5, 2015
- ✦ Signed with the Steelers as an undrafted rookie free agent on May 2, 2015

COLLEGE

- ✦ One of just three players in Kansas State history to earn all-conference honors in all four years of his career
- ✦ Started a school-record 52 straight games (2011-14), including the final 51 at center
- ✦ First offensive lineman in school history and fifth player overall to be named a team captain three times
- ✦ Helped the 2014 senior class finish with a 38-14 combined record, including a Big 12-best 27-9 conference record
- ✦ In 2013, was named a finalist for the Rimington Trophy as the nation's top center, and earned All-America honors from USA Today (second team), Athlon Sports (third team) and Sports Illustrated (honorable mention)
- ✦ Also, in 2013, was selected as the Big 12 Co-Offensive Lineman of the Year while earning All-Big 12 accolades from both the league's coaches and the Associated Press
- ✦ Named a first-team All-Big 12 performer by the Associated Press and Phil Steele, while he was a second-team pick by the San Antonio Express-News and an honorable mention selection by the league's coaches in 2012
- ✦ In 2011, was named first-team freshman All-American and first-team freshman All-Big 12 performer by Rivals.com, while earning second-team All-Big 12 honors from the Kansas City Star and honorable mention All-Big 12 accolades from the Associated Press
- ✦ Graduated with a degree in history

PERSONAL

- ✦ Attended Andale (Kan.) HS
- ✦ Rated a two-star offensive lineman by Rivals.com
- ✦ Named the Ark Valley Chisholm Trail Offensive MVP in 2009
- ✦ Earned first-team All-State designations in 2008 and 2009
- ✦ Led team to a state championship in 2007, a sub-state appearance in 2008 and a section runner-up finish in 2009
- ✦ Also lettered four years in wrestling, finishing second in state as a junior and winning states as a senior
- ✦ Son of Christy Finney and the late J. Finney
- ✦ He and wife, Amanda, gave birth to a daughter, Zoey, in Oct. 2019
- ✦ Full name: Benjamin J. Isaac Finney II

B.J. FINNEY'S NFL REGULAR SEASON STATISTICS

DATE	TEAM	GP	GS
2016	Steelers	13	3
2017	Steelers	14	4
2018	Steelers	16	2
2019	Steelers	16	4
2020	Seahawks	6	0
NFL TOTALS		65	13

B.J. FINNEY'S NFL POSTSEASON STATISTICS

DATE	TEAM	GP	GS
2016	Steelers	0	0
2017	Steelers	1	0
NFL TOTALS		1	0

2016 GAME-BY-GAME REGULAR-SEASON STATISTICS (STEELERS)

DATE	OPPONENT	P/S		W/L	SCORE
09/12	at Washington	P	INACTIVE	W	38-16
09/18	Bengals			W	24-16
09/25	at Eagles	P		L	3-34
10/02	Chiefs	S		W	43-14
10/09	Jets	P		W	31-13
10/16	at Dolphins	P	DID NOT PLAY (NON-INJURY)	L	15-30
10/23	Patriots	P		L	16-27
11/06	at Ravens	P		L	14-21
11/13	Cowboys	P		L	30-35
11/20	at Browns			W	24-9
11/24	at Colts	P	INACTIVE	W	28-7
12/04	Giants			W	24-14
12/11	at Bills	S		W	27-20
12/18	at Bengals	P		W	24-20
12/25	Ravens	P		W	31-27
01/01	Browns	S		W	27-24+
2016 TOTALS		13-3		11-5	

+ - Overtime

2017 GAME-BY-GAME REGULAR-SEASON STATISTICS (STEELERS)

DATE	OPPONENT	P/S		W/L	SCORE
09/10	at Browns		DID NOT PLAY (NON-INJURY)	W	21-18
09/17	Vikings	P		W	26-9
09/24	at Bears	P		L	17-23+
10/01	at Ravens	S		W	26-9
10/08	Jaguars	P		L	9-30
10/15	at Chiefs	S		W	19-13
10/22	Bengals	P		W	29-14
10/29	at Lions	P		W	20-15
11/12	at Colts		DID NOT PLAY (NON-INJURY)	W	20-17
11/16	Titans	P		W	40-17
11/26	Packers	P		W	31-28
12/04	at Bengals	P		W	23-20
12/10	Ravens	P		W	39-38
12/17	Patriots	P		L	24-27
12/25	at Texans	S		W	34-6
12/31	Browns	S		W	28-24
2017 TOTALS		14-4		13-3	

+ - Overtime

2018 GAME-BY-GAME REGULAR-SEASON STATISTICS (STEELERS)

DATE	OPPONENT	P/S		W/L/T	SCORE
09/09	at Browns	P		T	21-21
09/16	Chiefs	S		L	37-42
09/24	at Buccaneers	S		W	30-27
09/30	Ravens	P		L	14-26
10/07	Falcons	P		W	41-17
10/14	at Bengals	P		W	28-21
10/28	Browns	P		W	33-18
11/04	at Ravens	P		W	23-16
11/08	Panthers	P		W	52-21
11/18	at Jaguars	P		W	20-16
11/25	at Broncos	P		L	17-24
12/02	Chargers	P		L	30-33
12/09	at Raiders	P		L	21-24
12/16	Patriots	P		W	17-10
12/23	at Saints	P		L	28-31
12/30	Bengals	P		W	16-13
2018 TOTALS		16-2		9-6-1	

2019 GAME-BY-GAME REGULAR-SEASON STATISTICS (STEELERS)

DATE	OPPONENT	P/S		W/L	SCORE
09/08	at Patriots	P		L	3-33
09/15	Seahawks	P		L	26-28
09/22	at 49ers	P		L	20-24
09/30	Bengals	P		W	27-3
10/06	Ravens	P		L	23-26+
10/13	at Chargers	P		W	24-17
10/28	Dolphins	P		W	27-14
11/03	Colts	S		W	26-24
11/10	Rams	P		W	17-12
11/14	at Browns	P		L	7-21
11/24	at Bengals	S		W	16-10
12/01	Browns	S		W	20-13
12/08	at Cardinals	P		W	23-17
12/15	Bills	P		L	10-17
12/22	at Jets	P		L	10-16
12/29	at Ravens	S		L	10-28
2019 TOTALS		16-4		8-8	

+ - Overtime

2020 GAME-BY-GAME REGULAR-SEASON STATISTICS (SEAHAWKS)

DATE	OPPONENT	P/S		W/L	SCORE
09/13	at Falcons	P		W	38-25
09/20	Patriots	P		W	35-30
09/27	Cowboys	P		W	38-31
10/04	at Dolphins	P		W	31-23
10/11	Vikings	P		W	27-26
10/25	at Cardinals	P		L	34-37+
11/01	49ers		DID NOT PLAY	W	37-27
11/08	at Bills		NOT ON ROSTER	L	34-44
11/15	at Rams		NOT ON ROSTER	L	16-23
11/19	Cardinals		NOT ON ROSTER	W	28-21
11/30	at Eagles		NOT ON ROSTER	W	23-17
12/06	Giants		NOT ON ROSTER	L	12-17
12/13	Jets		NOT ON ROSTER	W	40-3
12/20	at Washington		NOT ON ROSTER	W	20-15
12/27	Rams		NOT ON ROSTER	W	20-9
01/03	at 49ers		2	W	26-23
2020 TOTALS		6-0		12-4	


+ - Overtime

2016 GAME-BY-GAME POSTSEASON STATISTICS (STEELERS)

DATE	OPPONENT	P/S		W/L	SCORE
01/08	Dolphins		INACTIVE	W	30-12
01/15	at Chiefs		INACTIVE	W	18-16
01/22	at Patriots		INACTIVE	L	17-36
2016 TOTALS		0-0		2-1	

2017 GAME-BY-GAME POSTSEASON STATISTICS (STEELERS)

DATE	OPPONENT	P/S		W/L	SCORE
01/14	Jaguars	P		L	42-45
2017 TOTALS		1-0		0-1	



MINKAH FITZPATRICK

SAFETY

HEIGHT: 6-1
WEIGHT: 207
COLLEGE: Alabama
BORN: Nov. 17, 1996 (24)

BIRTHPLACE: Old Bridge, NJ
HOW ACQUIRED: TR '19 (MIA)
NFL EXPERIENCE: 4th year

AP AP
PRO BOWL
'19 '20 '19 '20

PRO CAREER

- Two-time Pro Bowler (2019, 2020)
- Two-time Associated Press First Team All-Pro (2019, 2020)
- Has played in 48 games (43 starts) over his three-year NFL career (Dolphins 2018-19; Steelers 2018-20)
- Has registered 226 tackles, 153 solo stops, 29 passes defended, 11 interceptions, four tackles for loss, four fumble recoveries, three forced fumbles, two interception returns for TD, one quarterback hit and one fumble recovery for TD
- Has registered 136 tackles, 96 solo stops, 20 passes defended, nine interceptions, three fumble recoveries, two tackles for loss, two forced fumbles, two interception returns for TD, one quarterback hit and one fumble recovery for TD (in Steelers career)
- Has nine interceptions, three fumble recoveries and two forced fumbles after being acquired by the Steelers via trade from the Miami Dolphins in Week 3 of 2019
- His four defensive TDs are tied with Marcus Peters for the most in the NFL since he entered the League in 2018
- His nine interceptions rank tied for fourth in the NFL since 2019
- His 13 total takeaways (interceptions and fumble recoveries) rank second in the NFL since 2019
- His 16 combined interceptions (nine), forced fumbles (three) and fumble recoveries (four) rank tied for third in the NFL since 2019
- Has registered at least two passes defended in a game eight times in his career
- Has registered at least two interceptions in a game twice in his career

2020 (STEELERS)

- Started all 16 regular-season games
- Registered 79 tackles (60 solo), 11 passes defended, four interceptions, one forced fumble, one fumble recovery, one tackle for loss and one interception return for TD
- One of two players in the NFL in 2020 with at least four interceptions, one forced fumble and one fumble recovery (Marcus Peters, Baltimore)
- Ranked tied for sixth in the NFL with five takeaways (four interceptions, one fumble recovery) in 2020
- Ranked tied for seventh in the NFL with four interceptions in 2020
- Three of his six combined interceptions (four), forced fumbles (one) and fumble recoveries (one) in 2020 came inside the Steelers' red zone
- Intercepted a pass from Browns QB Baker Mayfield at the Browns' 33-yard line and returned it for a TD that gave the Steelers a 10-0 first-quarter lead in Week 6 of 2020
- Picked off two passes in Week 10 at Jacksonville
- Registered an interception and fumble recovery in the 24-19 victory at Dallas in Week 9

2019 (STEELERS)

- Started all 16 regular-season games (14 for the Steelers and two for the Dolphins)
- Registered 57 tackles (36 solo) and added nine passes defended, five interceptions, two forced fumbles, one fumble recovery, one QB hit and one tackle for loss
- Involved in eight of the Steelers' 37 takeaways (five interceptions, one forced fumble and two fumble recoveries)
- His seven total takeaways (interceptions and fumble recoveries) ranked tied for most in the NFL
- His eight combined interceptions, forced fumbles and fumble recoveries ranked tied for third in the NFL
- Registered at least one interception in three consecutive games (Weeks 8-10) - tied for the fourth-longest streak in franchise history
- Ranked tied for fourth in the NFL with five interceptions in 2019
- His five interceptions in 2019 were the most by a Steeler in a single season since Troy Polamalu had seven picks in 2010
- Fitzpatrick, Marcus Peters (Baltimore), Marlon Humphrey (Baltimore), Jamal Adams (New York Jets), Jadeveon Clowney (Seattle Seahawks) and Erik Harris (Oakland) were the only players in the NFL with multiple defensive TDs in 2019
- First player in franchise history to have five or more interceptions and two or more fumble recoveries in his first or second NFL season
- First Steeler with multiple interceptions in a game since CB Brice McCain had two against Cincinnati on Dec. 28, 2014
- First NFL player to pick off a quarterback with the same last name twice in a game since Detroit Lions' CB Levi Johnson intercepted Denver Broncos QB Charley Johnson twice in Week 12 of 1974
- First player in the Super Bowl era to intercept two or more passes against a team he played for earlier that season
- Recorded a 96-yard interception return for TD (11/3/19), which was the second-longest interception return in Steelers regular season history (Martin Kottler: 99 yards, 9/27/33)
- First Steeler with defensive TDs in back-to-back weeks since Sam Washington in Week 3 and 4 of the 1984 season
- First Steeler to have a fumble return TD and a pick-six in the same season since 1996 (Carrell Lake and Ron Woodson)
- First Steeler with five interceptions in the first nine weeks of the season since S Darren Perry in 1994, and Fitzpatrick did it in just seven games
- Registered an interception in three consecutive games for the first time in his career (Weeks 9-11 in 2019), which is tied for the fourth-longest streak in franchise history
- First Steeler with an interception in three consecutive games since Troy Polamalu accomplished the feat in Weeks 11-14 of 2008
- In his first game as a Steeler, recorded five tackles (four solo), an interception, a forced fumble and a pass defended in Week 3 at San Francisco
- First Steeler to have an interception and forced fumble in the same game since William Gay vs. Indianapolis on Nov. 24, 2016
- Registered two interceptions in a single game for the first time in his career in Week 8 vs. Miami (his old team)
- First player in the Super Bowl era to intercept two or more passes against a team he played for earlier that season
- First Steeler with multiple interceptions in a game since CB Brice McCain had two against Cincinnati on Dec. 28, 2014 (W, 27-17)

2018 (DOLPHINS)

- Played in 16 regular-season games (11 starts)
- Recorded 79 tackles (50 solo), two interceptions and nine passes defended; one interception return for a TD
- His 79 tackles were 10th among NFL rookies
- Registered 10 tackles (four solo), one interception and two passes defended in Week 4 at New England
- Picked off QB Tom Brady and returned it 14 yards in the 4th quarter for his first career interception
- Recorded seven tackles (six solo) and started at CB vs. New England in Week 14
- Registered six solo tackles, one interception and two passes defended in Week 15 at Minnesota
- Intercepted QB Kirk Cousins and returned it 50 yards for a TD in the 2nd quarter vs. Vikings

TRANSACTIONS

- ♦ Pittsburgh exercised a fifth-year option for 2022
- ♦ Drafted by the Miami Dolphins in the first round (11th overall) of the 2018 NFL Draft
- ♦ Acquired, via trade with Dolphins, along with Miami's fourth-round selection in the 2020 draft and seventh-round selection in the 2021 draft in exchange for the Steelers' first- and fifth-round selections in the 2020 draft and the team's sixth-round pick in the 2021 draft

COLLEGE

- ♦ Played in 42 games (38 starts) as three year-starter at Alabama (2015-17)
- ♦ Registered 171 tackles (109 solo), 4.5 sacks, nine interceptions, 35 passes defended and two forced fumbles over his collegiate career, while recording one blocked field goal and one blocked punt on special teams
- ♦ Won the Chuck Bednarik Award given to the nation's top defensive player, won the Jim Thorpe Award given to the nation's top defensive back and became just the third player in NCAA history to win both awards joining CB Charles Woodson and CB Patrick Peterson as a junior in 2017
- ♦ Unanimous first-team All-American, a first-team SEC selection, and a finalist for the Jason Witten Collegiate Man of the Year (player who demonstrates a record of leadership by exhibiting exceptional courage, integrity and sportsmanship on and off the field), the Lombardi Award (based on performance, leadership, character and resiliency), the Bronko Nagurski Trophy (best defensive player) and the Lott IMPACT Trophy (best defensive player in character and performance) in 2017
- ♦ Helped Alabama to a victory in the College Football Playoff National Championship in 2017
- ♦ First-team All-American and first-team SEC selection as well as a semi-finalist for the Jim Thorpe Award as a sophomore in 2016
- ♦ Named a Freshman All-American selection in 2015

PERSONAL

- ♦ Attended St. Peter's Prep (Jersey City, N.J.)
- ♦ Played wide receiver and defensive back
- ♦ Listed as the No. 4 cornerback in the nation coming out of high school
- ♦ Named to the 2015 Parade All-America team
- ♦ Selected to participate in the 2015 Under Armour All-America Game and Nike's 2014 "The Opening"
- ♦ 2014 second team All-USA selection by USA Today
- ♦ Earned first-team MaxPreps.com Junior All-American accolades in 2013
- ♦ Had 60 tackles and three interceptions as a senior in 2014
- ♦ Accounted for 62 tackles with four picks and 21 pass breakups as a junior in 2013 while earning first-team All-State honors (non-public) and first-team All-Hudson County honors
- ♦ Two interceptions and 12 pass breakups as a sophomore
- ♦ Ran track, placing first at the Hudson County Championships with times of 10.86 seconds and 21.66 seconds in the 100 and 200 meters, respectively

MINKAH FITZPATRICK'S NFL REGULAR SEASON DEFENSIVE STATISTICS

DATE	TEAM	GP	GS	TK	S	A	TACKLES				INTERCEPTIONS				O. FUMB				ST				MISC				
							TFL	YDS	SK	YDS	QBH	NO	YDS	LG	TD	PD	FF	FR	YDS	TK	S	A	FF	FR	S	A	
2018	Dolphins	16	11	79	50	29	2	5	0.0	0.0	0	2	64	50t	1	9	0	0	0	1	1	0	0	0	0		
2019	Dolphins	2	2	11	7	4	0	0	0.0	0.0	0	0	0	0	0	0	1	1	0	1	1	0	0	0	0		
Went from Miami to Pittsburgh																											
2019	Steelers	14	14	57	36	21	1	1	0.0	0.0	1	5	130	96t	1	9	1	2	79	0	0	0	0	0	0		
2019	TOTAL	16	16	68	43	25	1	1	0.0	0.0	1	5	130	96t	1	9	2	3	79	1	1	0	0	0	0		
2020	Steelers	16	16	79	60	19	1	1	0.0	0.0	0	4	77	37	1	11	1	1	-1	0	0	0	0	0	0		
NFL TOTALS		48	43	226	153	73	4	7	0.0	0.0	1	11	271	96t	3	29	3	4	78	2	2	0	0	0	0		

MINKAH FITZPATRICK'S NFL POSTSEASON DEFENSIVE STATISTICS


				TACKLES								INTERCEPTIONS								O. FUMB				ST				MISC	
DATE	TEAM	GP	GS	TK	S	A	TFL	YDS	SK	YDS	QBH	NO	YDS	LG	TD	PD	FF	FR	YDS	TK	S	A	FF	FR	S	A			
2020	Steelers	1	1	6	4	2	0	0	0.0	0.0	0	0	0	0	0	0	0	0	0	0	0	0	0	0	0	0			
NFL TOTALS		1	1	6	4	2	0	0	0.0	0.0	0	0	0	0	0	0	0	0	0	0	0	0	0	0	0	0			

SINGLE-GAME HIGHS: DEFENSIVE

Total Tackles	10 at New England Patriots, Sep 30, 2018 10 vs. Oakland Raiders, Sep 23, 2018	Tackles For Loss	1 at Cincinnati Bengals, Dec 21, 2020 1 at Arizona Cardinals, Dec 08, 2019 ...2 more at 1.
Passes Defended	2 vs. Baltimore Ravens, Dec 02, 2020 2 at Jacksonville Jaguars, Nov 22, 2020 ...6 more at 2.	Interceptions	2 at Jacksonville Jaguars, Nov 22, 2020 2 vs. Miami Dolphins, Oct 28, 2019
Forced Fumbles	1 at Baltimore Ravens, Nov 01, 2020 1 at San Francisco 49ers, Sep 22, 2019 ...1 more at 1.	Interception Return Yards	96 vs. Indianapolis Colts, Nov 03, 2019 50 at Minnesota Vikings, Dec 16, 2018
Fumble Recoveries	1 at Dallas Cowboys, Nov 08, 2020 1 at Cincinnati Bengals, Nov 24, 2019 ...2 more at 1.	Special Teams Tackles	1 vs. Baltimore Ravens, Sep 08, 2019 1 vs. Detroit Lions, Oct 21, 2018

SINGLE-GAME HIGHS - POSTSEASON: DEFENSIVE

Total Tackles	6 vs. Cleveland Browns, Jan 10, 2021
---------------	--------------------------------------



PAT FREIERMUTH TIGHT END

HEIGHT: 6-5 BIRTHPLACE: Merrimac, MA
 WEIGHT: 258 HOW ACQUIRED: D2 '21
 COLLEGE: Penn State NFL EXPERIENCE: R
 BORN: Oct. 25, 1998 (22)

PRO CAREER

- ✦ Has yet to make NFL debut

TRANSACTIONS


- ✦ Signed a four-year contract with Pittsburgh on May 25, 2021
- ✦ Drafted by the Steelers in the second round (55th overall) in the 2021 NFL Draft

COLLEGE

- ✦ Played in 30 games (26 starts) at Penn State (2018-20)
- ✦ Owns the Penn State record for career TD receptions by a tight end with 16, passing Mike Gesicki (15; 2014-17)
- ✦ Finished career tied for eighth all-time at Penn State with 16 career TD receptions with O.J. McDuffie (1988-92)
- ✦ Tallied 1,185 career receiving yards to rank 26th overall and third among tight ends in program history
- ✦ Recorded 92 career receptions, tied for 20th all-time at Penn State
- ✦ Finished career catching a pass in 29 straight games, dating back to the Pitt game (9/8/18), a school-record among tight ends
- ✦ Became the 34th Nittany Lion and seventh Penn State tight end to accumulate 1,000 career receiving yards
- ✦ Nineteen career receptions of 20 or more yards
- ✦ Ranked tied for 14th in a season at Penn State and third among tight ends in TD receptions with seven
- ✦ Ranked second among Penn State tight ends and tied for 10th overall in season receiving TDs with eight in 2018
- ✦ Set the mark for most receiving touchdowns by a freshman tight end
- ✦ Named the 2020 Kwalick-Clark Big Ten Tight End of the Year, the first-ever Penn State tight end to win the award
- ✦ Earned first-team All-Big Ten by the coaches and second-team All-Big Ten by the media
- ✦ Started four games in 2020 before missing the rest of the season due to injury
- ✦ Team captain was third on the team in receptions (23) and yards (310)
- ✦ Two-time Coaching Staff Player of the Week (Indiana and Nebraska)
- ✦ Finished the season leading all Big Ten tight ends in receiving yards (310)
- ✦ Named AFCA second-team All-America in 2019
- ✦ Selected second-team All-America by The Athletic in 2019
- ✦ Fourth-team Phil Steele All-America in 2019
- ✦ Second-team All-Big Ten by the coaches and media in 2019
- ✦ Pro Football Focus first-team All-Big Ten in 2019
- ✦ Tabbed second-team All-Big Ten by the Associated Press in 2019
- ✦ Phil Steele first-team All-Big Ten in 2019
- ✦ Named the team's Most Valuable Offensive Player at the team's awards banquet in 2019
- ✦ Named John Mackey Award Tight End of the Week following the Michigan State game (10/26) in 2019
- ✦ Selected John Mackey Award Tight End of the Week following the Buffalo game (9/7)
- ✦ Team captain made 13 starts and caught 43 passes for 507 yards (both good for second on the team)
- ✦ Ranked seventh in the Big Ten with seven TD receptions, which ranked fourth among FBS tight ends

PERSONAL

- ✦ Five-year letterman at the Brooks School
- ✦ Team captain as a senior in 2017
- ✦ Helped the Bishops to the New England Preparatory School Athletic Council (NEPSAC) Class C Championship as a senior with a 7-2 record
- ✦ Claimed a first-team spot on USA Today's All-USA Massachusetts Football Team as a senior
- ✦ Named all state in 2016 as a linebacker
- ✦ Earned All-New England Class B as a junior and senior
- ✦ Chosen as NEPSAC Class C Player of the Year and ISL co-MVP
- ✦ Selected All-New England and All-ISL three times each
- ✦ Named to Boston Globe's All-Scholastics team as a senior
- ✦ Named to the Massachusetts High School Football Coaches Association All-State Super 26 Team as a linebacker in 2016
- ✦ Collected four Eagle Tribune All-Star honors in 2014, 2015, 2016, 2017
- ✦ Three-time Boston Herald All-Star (2015, 2016, 2017)
- ✦ Team MVP as a senior and caught 26 passes for 613 yards and seven TDs
- ✦ Tabbed a four-star recruit by all three major recruiting outlets – 247Sports, ESPN and Rivals
- ✦ Ranked as the No. 2 player in Massachusetts, No. 13 tight end and No. 323 overall prospect by 247Sports
- ✦ Ranked as the No. 289 overall prospect, No. 8 tight end, No. 1 in Massachusetts and No. 31 in the region by ESPN
- ✦ Ranked the 148 overall prospect in the country, No. 6 tight end and No. 1 player in Massachusetts by Rivals
- ✦ Full name is Patrick John Freiermuth
- ✦ Son of Dianne and John Freiermuth
- ✦ Has one brother, Tim, and one sister, Megan
- ✦ Father, John, played basketball at St. Anselm
- ✦ Brother, Tim, was an offensive lineman on the Springfield College football team
- ✦ Born Oct. 25, 1998 in Newburyport, Massachusetts



81

ZACH GENTRY

TIGHT END

HEIGHT: 6-8
WEIGHT: 265
COLLEGE: Michigan
BORN: Sep. 10, 1996 (24)

BIRTHPLACE: Albuquerque, NM
HOW ACQUIRED: D5 '19
NFL EXPERIENCE: 3rd year

PRO CAREER

- ✦ Has played in six games (one start) over his two-year NFL career (Steelers 2019-20)
- ✦ Has caught one pass for four yards
- ✦ Made his NFL starting debut in Week 11 of 2020 at Jacksonville
- ✦ Made his NFL debut in Week 3 of 2019 at San Francisco

2020 (STEELERS)

- ✦ Played in two regular-season games (one start)
- ✦ Played in Week 10 (vs. Cincinnati) and Week 11 (at Jacksonville)
- ✦ Made his NFL starting debut in Week 11 at Jacksonville
- ✦ Suffered a season-ending injury in Week 11 at Jacksonville

2019 (STEELERS)

- ✦ Saw action in four regular-season games (no starts)
- ✦ Caught one pass for four yards
- ✦ Made his NFL debut in Week 3 at San Francisco
- ✦ Caught his first NFL pass, a four-yard catch on third-and-3 to give Pittsburgh a first down on the Buffalo 27-yard line, leading to the Steelers' touchdown drive in Week 15 vs. Buffalo

TRANSACTIONS

- ✦ Signed a four-year contract with Pittsburgh on May 9, 2019
- ✦ Drafted by the Steelers in the fifth round (141st overall) in the 2019 NFL Draft

COLLEGE

- ✦ Three-year letter winner at Michigan (2015-18), playing in 33 games (24 starts) at tight end
- ✦ Recorded 49 catches for 817 yards and four TDs in his career
- ✦ Earned U-M Athletic Academic Achievement
- ✦ Switched to tight end from quarterback prior to sophomore season in 2016
- ✦ Started all 13 games his senior year in 2018, catching 32 passes for 514 yards and two TDs
- ✦ Twenty-three of his 32 grabs resulted in first downs or touchdowns
- ✦ Tied for the team lead with 10 receptions of 20 or more yards
- ✦ Awarded Most Improved Player on offensive by the Michigan coaching staff after his junior year in 2017
- ✦ Started 11-of-13 games played at tight end
- ✦ Finished second on the team in receiving yards (303) and fourth in receptions (17)
- ✦ Saw action in seven games his sophomore year in 2016
- ✦ Graduated with a degree in English

PERSONAL

- ✦ Played at Eldorado High School (Albuquerque, N.M.)
- ✦ Three-year starter at quarterback, helping team advance to two state semifinal appearances
- ✦ Completed 316-of-582 career passes for 3,732 yards and 27 TDs, rushing for 1,013 yards (242 carries) and 26 TDs
- ✦ Full name: Zach Gentry

ZACH GENTRY'S NFL REGULAR SEASON RUSHING/RECEIVING STATISTICS

DATE	TEAM	GP	GS	RECEIVING					RUSHING				
				NO.	YDS.	AVG.	LG	TD	NO.	YDS.	AVG.	LG	TD
2019	Steelers	4	0	1	4	4.0	4	0	0	0	0.0	0	0
2020	Steelers	2	1	0	0	0.0	0	0	0	0	0.0	0	0
NFL TOTALS		6	1	1	4	4.0	4	0	0	0	0.0	0	0

ZACH GENTRY'S NFL POSTSEASON RUSHING/RECEIVING STATISTICS

DATE	TEAM	GP	GS	RECEIVING					RUSHING				
				NO.	YDS.	AVG.	LG	TD	NO.	YDS.	AVG.	LG	TD
2020	Steelers	0	0	0	0	0.0	0	0	0	0	0.0	0	0
NFL TOTALS		0	0	0	0	0.0	0	0	0	0	0.0	0	0

ZACH GENTRY'S NFL REGULAR SEASON RETURN STATISTICS

KICKOFF RETURNS						PUNT RETURNS						
DATE	TEAM	RET.	YDS.	AVG.	LG	TD	NO.	FC	YDS.	AVG.	LG	TD
2019	Steelers	0	0	0.0	0	0	0	0	0	0.0	0	0
2020	Steelers	0	0	0.0	0	0	0	0	0	0.0	0	0
NFL TOTALS		0	0	0.0	0	0	0	0	0	0.0	0	0

ZACH GENTRY'S NFL POSTSEASON RETURN STATISTICS

		KICKOFF RETURNS					PUNT RETURNS					
DATE	TEAM	RET.	YDS.	AVG.	LG	TD	NO.	FC	YDS.	AVG.	LG	TD
2020	Steelers	0	0	0.0	0	0	0	0	0	0.0	0	0
NFL TOTALS		0	0	0.0	0	0	0	0	0	0.0	0	0

SINGLE-GAME HIGHS: RECEIVING

Receptions 1 vs. Buffalo Bills, Dec 15, 2019
 Receiving Yards 4 vs. Buffalo Bills, Dec 15, 2019
 Longest Receptions 4 vs. Buffalo Bills, Dec 15, 2019

All-Purpose Yards 4 vs. Buffalo Bills, Dec 15, 2019
 Miscellaneous Tackles 1 at San Francisco 49ers, Sep 22, 2019

2019 GAME-BY-GAME REGULAR-SEASON STATISTICS (STEELERS)

DATE	OPPONENT	P/S	RECEIVING					RUSHING					W/L	SCORE
			NO.	YDS.	AVG.	LG	TD	NO.	YDS.	AVG.	LG	TD		
09/08	at Patriots							ON INACTIVE LIST					L	3-33
09/15	Seahawks							INACTIVE					L	26-28
09/22	at 49ers	P	0	0	0.0	0	0	0	0	0.0	0	0	L	20-24
09/30	Bengals	P	0	0	0.0	0	0	0	0	0.0	0	0	W	27-3
10/06	Ravens							INACTIVE					L	23-26+
10/13	at Chargers	P	0	0	0.0	0	0	0	0	0.0	0	0	W	24-17
10/28	Dolphins							INACTIVE					W	27-14
11/03	Colts							INACTIVE					W	26-24
11/10	Rams							INACTIVE					W	17-12
11/14	at Browns							INACTIVE					L	7-21
11/24	at Bengals							INACTIVE					W	16-10
12/01	Browns							INACTIVE					W	20-13
12/08	at Cardinals							INACTIVE					W	23-17
12/15	Bills	P	1	4	4.0	4	0	0	0	0.0	0	0	L	10-17
12/22	at Jets							INACTIVE					L	10-16
12/29	at Ravens							ON INACTIVE LIST					L	10-28
2019 TOTALS			4-0	1	4	4.0	4	0	0	0.0	0	0	8-8	

+ - Overtime

2020 GAME-BY-GAME REGULAR-SEASON STATISTICS (STEELERS)

DATE	OPPONENT	P/S	RECEIVING					RUSHING					W/L	SCORE
			NO.	YDS.	AVG.	LG	TD	NO.	YDS.	AVG.	LG	TD		
09/14	at Giants							ON INACTIVE LIST					W	26-16
09/20	Broncos							ON INACTIVE LIST					W	26-21
09/27	Texans							ON INACTIVE LIST					W	28-21
10/11	Eagles							INACTIVE					W	38-29
10/18	Browns							ON INACTIVE LIST					W	38-7
10/25	at Titans							ON INACTIVE LIST					W	27-24
11/01	at Ravens							ON INACTIVE LIST					W	28-24
11/08	at Cowboys							ON INACTIVE LIST					W	24-19
11/15	Bengals	P	0	0	0.0	0	0	0	0	0.0	0	0	W	36-10
11/22	at Jaguars	S	0	0	0.0	0	0	0	0	0.0	0	0	W	27-3
12/02	Ravens							DID NOT PLAY					W	19-14
12/07	Washington							DID NOT PLAY					L	17-23
12/13	at Bills							DID NOT PLAY					L	15-26
12/21	at Bengals							DID NOT PLAY					L	17-27
12/27	Colts							DID NOT PLAY					W	28-24
01/03	at Browns							DID NOT PLAY					L	22-24
2020 TOTALS			2-1	0	0	0.0	0	0	0	0.0	0	0	12-4	

2020 GAME-BY-GAME POSTSEASON STATISTICS (STEELERS)

DATE	OPPONENT	P/S	RECEIVING					RUSHING					W/L	SCORE
			NO.	YDS.	AVG.	LG	TD	NO.	YDS.	AVG.	LG	TD		
01/10	Browns							DID NOT PLAY					L	37-48
2020 TOTALS			0-0	0	0	0.0	0	0	0	0.0	0	0	0-1	



MARK GILBERT

CORNERBACK

HEIGHT: 6-1

BIRTHPLACE Fayetteville, NC

WEIGHT: 175

HOW ACQUIRED: UDFA '21

COLLEGE: Duke

NFL EXPERIENCE: R

BORN: Jun. 1, 1997 (24)

PRO CAREER

- ✦ Has yet to make NFL debut

TRANSACTIONS

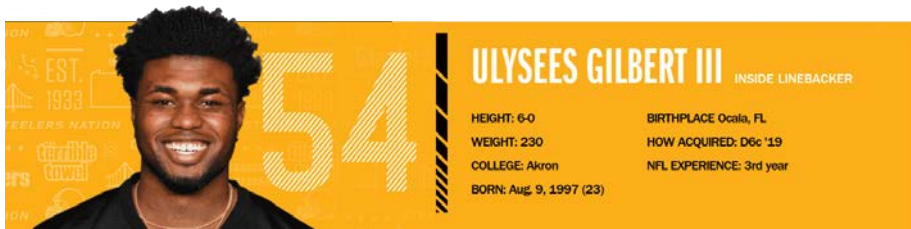
- ✦ Signed as an undrafted free agent by Pittsburgh on May 2, 2021

COLLEGE

- ✦ In 29 career games (20 starts), accumulated 65 tackles, 5.0 tackles for loss, seven interceptions and 17 pass breakups
- ✦ Started opening two games of 2020 season before needing season-ending surgery to remove a loose bone fragment in his right foot
- ✦ Returned to the field at Notre Dame in 2020 for the first time in 734 days after recovering from hip surgery (missed the entire 2019 season while recovering from left hip surgery performed on September 9, 2018)
- ✦ Played in two games (two starts) in 2018 before suffering a season-ending left hip injury
- ✦ 2017 first team All-ACC selection
- ✦ 2016 second team freshman All-ACC pick by Athlon Sports
- ✦ Registered career-high two interceptions against both Northwestern (2017) and Wake Forest (2017)
- ✦ Recorded five games with two or more PBUs, including a career-high three versus Baylor (2017) and Virginia Tech (2017)
- ✦ Holds Duke single-season record for total passes defended with 21 (six interceptions and 15 PBUs) in 2017
- ✦ Only player in Duke history to record five or more interceptions and 15 or more PBUs in a single season
- ✦ Shares Duke single-season record with Erwin Sampson (1989) for PBUs with 15 in 2017
- ✦ Played 1,484 career snaps

PERSONAL

- ✦ Four-year letterman at Terry Sanford High School under head coach Bryan Till
- ✦ Three-star prospect by ESPN.com, Rivals.com, 247Sports.com and Scout.com
- ✦ Rated as the No. 37 cornerback in the country by ESPN.com, No. 42 by Scout.com, No. 53 by 247Sports.com and No. 62 by Rivals.com
- ✦ Charted as the No. 2 cornerback prospect in North Carolina according to Scout.com
- ✦ In December 2015, received the Laurel Wreath Award, an accolade marking the highest sports honor North Carolina can present to an athlete
- ✦ As a senior, helped Terry Sanford to a second consecutive Cape Fear Valley 3-A Conference title and a 12-2 final record
- ✦ Also lettered in basketball
- ✦ Led Terry Sanford to the North Carolina High School Athletic Association 3A state crown as a junior and earned title game MVP honors (31 points) in a 67-60 win over Gastonia Ashbrook
- ✦ Graduated from Duke in December 2020 with a degree in sociology and a certificate in documentary studies
- ✦ Son of Tonya and Mark Gilbert
- ✦ Uncle, Sean Gilbert, lettered two years (1990-91) as a defensive lineman at the University of Pittsburgh, earned first team All-BIG EAST honors and served as team captain in 1991, was the No. 3 overall selection in the 1992 NFL Draft by the Los Angeles Rams and played 11 professional seasons with the Los Angeles Rams (1992-94), St. Louis Rams (1995), Washington Redskins (1996-97), Carolina Panthers (1998-2002) and Oakland Raiders (2003), earning NFL All-Rookie honors in 1992 from the Pro Football Writers Association while making one Pro Bowl appearance (1993)
- ✦ Cousin, Darrelle Revis, lettered three years (2004-05-06) as a defensive back at Pittsburgh, earned first team All-BIG EAST honors in both 2005 and 2006, was the No. 14 overall selection in the 2007 NFL Draft by the New York Jets and played 11 professional seasons with the Jets (2007-12 & 2015-16), Tampa Bay Buccaneers (2013), New England Patriots (2014) and Kansas City Chiefs (2017), earning NFL Pro Bowl honors seven times, AFC Defensive Player of the Year accolades in 2009 and a Super Bowl title with New England in 2014
- ✦ Born June 1, 1997



PRO CAREER

- * Has played in 11 games (no starts) over his two-year NFL career (Steelers 2019-20)
- * Has registered two tackles, two solo stops
- * Has recorded eight tackles, four solo, on special teams
- * Made NFL debut in Week 1, of 2019 at New England

2020 (STEELERS)

- ♦ Saw action in seven games, primarily on special teams
- ♦ Registered three tackles, one solo, on special teams

2019 (STEELERS)

- ✦ Saw action in seven games, primarily on special teams
- ✦ Registered five tackles, three solo, on special teams
- ✦ Placed on the Reserved/Injured list in Week 10

TRANSACTIONS

- ✦ Placed on the Pittsburgh Reserved/Injured list on Nov. 5, 2019
- ✦ Signed a four-year contract with the Steelers on May 9, 2019
- ✦ Drafted by Pittsburgh with the third of its three sixth-round picks (207th overall) in the 2019 NFL Draft

COLLEGE

- ✦ Tied an Akron football record for most games played in his collegiate career, playing in each of his 51 possible collegiate games (38 starts)
- ✦ Amassed 359 total tackles (184 solo), 9.5 sacks, 28.5 tackles for loss and four pass breakups
- ✦ Finished second on the defense with 85 tackles, 7.5 tackles for loss, two fumble recoveries, two defensive TDs and one pass breakup his senior year in 2018
- ✦ Earned his second First-Team All-MAC selection as a junior in 2017
- ✦ Named Defensive MVP and two-time MAC Defensive Player of the Week
- ✦ Started all 14 games and led the Zips in tackles with 141 total stops, 9.5 tackles for loss, a team-best 5.0 sacks, five quarterback hurries, four passes defended, three interceptions and one fumble recovery
- ✦ Named first-team All-MAC his sophomore year and Akron's Defensive MVP in 2016
- ✦ Started all 12 games and led the defense with 122 tackles (ninth in the nation) and 11.5 tackles for loss, and added 4.0 sacks, eight quarterback hurries, three passes defended and two forced fumbles
- ✦ Saw action in all 13 games his freshman season in 2015
- ✦ Graduated with a degree in sports management

PERSONAL

- ★ Played at Trinity Catholic High School (Ocala, Fla.)
- ★ Recorded 128 tackles, 17 tackles for loss, 1.0 sack, three interceptions and one pass breakup in senior year
- ★ Parents are Beverly Gilbert and Ulysees Gilbert II
- ★ Full name: Ulysees Lovett Gilbert III

ULYSEES GILBERT III'S NFL REGULAR SEASON DEFENSIVE STATISTICS

		TACKLES										INTERCEPTIONS				O. FUMB			ST				MISC			
DATE	TEAM	GP	GS	TK	S	A	TFL	YDS	SK	YDS	QBH	NO	YDS	LG	TD	PD	FF	FR	YDS	TK	S	A	FF	FR	S	A
2019	Steelers	7	0	0	0	0	0	0	0.0	0.0	0	0	0	0	0	0	0	0	0	5	3	2	0	0	0	0
2020	Steelers	4	0	2	2	0	0	0	0.0	0.0	0	0	0	0	0	0	0	0	0	3	1	2	0	0	0	0
NFL TOTALS		11	0	2	2	0	0	0	0.0	0.0	0	0	0	0	0	0	0	0	0	8	4	4	0	0	0	0

ULYSEES GILBERT III'S NFL POSTSEASON DEFENSIVE STATISTICS

[illegible]

—2 —2 —2 —2 —2 —2 —2 —2 —

Special Teams Tackles 2 at Buffalo Bills, Dec 13, 2020
2 vs. Indianapolis Colts, Nov 03, 2019
...1 more at 2.

+ - Overtime

2020 TOTALS

2020 TOTALS



74

CHAZ GREEN

TACKLE

HEIGHT: 6-5

WEIGHT: 318

COLLEGE: Florida

BORN: Apr. 8, 1992 (29)

BIRTHPLACE: Tampa, FL

HOW ACQUIRED: UFA '21

NFL EXPERIENCE: 6th year

PRO CAREER

Has competed in 37 games (eight starts) with the Colts, Cowboys and Raiders

In 2020, he saw action in 15 games (one start). He made his first start of the season in Week 16 at Pittsburgh. He saw action in one postseason contest

Spent the 2019 offseason with the Broncos before being released on August 31, 2019

Appeared in four games (one start) with Oakland in 2018. Also spent time in New Orleans, but did not see game action

Competed in a career-high 14 games (four starts) in 2017 with Dallas. He had three starts at left guard and one at left tackle

Played in four games (two starts) with the Cowboys in 2016. Started his first NFL game in a Week 3 win against Chicago. Spent Weeks 1-12 on the Physically Unable to Perform list

2020 (COLTS)

Saw action in 15 games (one start)

Made first start of the season in Week 16 at Pittsburgh

Saw action at Buffalo in the Wild Card game

2019 (BRONCOS)

Spent offseason with the Broncos before being released on Aug. 31

2018 (COWBOYS/SAINTS/RAIDERS)

Appeared in four games (one start) with the Oakland Raiders

Spent time on the New Orleans Saints but saw no action

Spent training camp with the Dallas Cowboys before being released on Sept. 1

2017 (COWBOYS)

Competed in a career-high 14 games (four starts)

Had three starts at left guard and one at left tackle

2016 (COWBOYS)

Appeared in four games (two starts)

Started his first NFL game in a Week 3 win against Chicago

Spent 12 weeks on the Physically Unable to Perform list after having surgery for a herniated disc

2015 (COWBOYS)

Activated on Dec. 3 from Physically Unable to Perform list

Missed training camp and beginning of the season after having surgery on his hip in June

TRANSACTIONS

Signed to a one-year contract with the Pittsburgh Steelers on July 20, 2021

Signed to the Colts' active roster on Sept. 6, 2020

Released by the Colts on Sept. 6, 2020

Signed to a reserve/future contract by the Indianapolis Colts on Dec. 30, 2019

Released by the Denver Broncos on Aug. 31, 2019

Signed by Denver as a free agent on June 3, 2019

Released by the Oakland Raiders on May 28, 2019

Signed by the Raiders as a free agent on Nov. 27, 2018

Waived by the New Orleans Saints on Nov. 21, 2018

Signed by New Orleans as a free agent on Oct. 24, 2018

Waived by the Cowboys on Sept. 1, 2018

Originally drafted by the Dallas Cowboys in the third round (91st overall) of the 2015 NFL Draft

COLLEGE

Started 29 games at Florida from 2011-14 and was named a team captain his senior year

In 2014, he started 11 games at both right tackle (nine starts) and left tackle (two starts)

Earned the Chris Patrick Courage Award after returning from a season-ending injury the previous year

Missed the entire 2013 season after suffering an injury in offseason workouts

As a redshirt sophomore, he played in 11 games (10 starts)

As a redshirt freshman, he was named a Freshman All-America choice and was named to the SEC All-Freshman team after he started nine games

Redshirted the 2010 season

PERSONAL

Attended Tampa (Fla.) Catholic High School

Rated a four-star prospect and the No. 6 offensive lineman in the nation out of high school according to Rivals.com
 Named to the Top 150 Dream Team by PrepStar Magazine
 Helped the team rush for over 3,000 yards in 2009
 Was named a Second Team FSWA 2A All-State selection as a junior and led his team to the state championship
 Participated in the 2010 Under Armour All-America Game
 Married to his wife, Aisha
 A native of Tampa, Fla.
 Full name is Chaz Green

CHAZ GREEN'S NFL REGULAR SEASON STATISTICS

DATE	TEAM	GP	GS
2015	Cowboys	0	0
2016	Cowboys	4	2
2017	Cowboys	14	4
2018	Cowboys	0	0
Went from Dallas to New Orleans .			
2018	Saints	0	0
Went from New Orleans to Oakland .			
2018	Raiders	4	1
2018	TOTAL	4	1
2019	Broncos	0	0
2020	Colts	15	1
NFL TOTALS		37	8

CHAZ GREEN'S NFL POSTSEASON STATISTICS

DATE	TEAM	GP	GS
2020	Colts	1	0
NFL TOTALS		1	0

2015 GAME-BY-GAME REGULAR-SEASON STATISTICS (COWBOYS)

DATE	OPPONENT	P/S		W/L	SCORE
09/13	Giants		NOT ON ROSTER	W	27-26
09/20	at Eagles		NOT ON ROSTER	W	20-10
09/27	Falcons		NOT ON ROSTER	L	28-39
10/04	at Saints		NOT ON ROSTER	L	20-26+
10/11	Patriots		NOT ON ROSTER	L	6-30
10/25	at Giants		NOT ON ROSTER	L	20-27
11/01	Seahawks		NOT ON ROSTER	L	12-13
11/08	Eagles		NOT ON ROSTER	L	27-33+
11/15	at Buccaneers		NOT ON ROSTER	L	6-10
11/22	at Dolphins		NOT ON ROSTER	W	24-14
11/26	Panthers		NOT ON ROSTER	L	14-33
12/07	at Washington		ON INACTIVE LIST	W	19-16
12/13	at Packers		INACTIVE	L	7-28
12/19	Jets		INACTIVE	L	16-19
12/27	at Bills		ON INACTIVE LIST	L	6-16
01/03	Washington		INACTIVE	L	23-34
2015 TOTALS		0-0		4-12	

+ - Overtime

2016 GAME-BY-GAME REGULAR-SEASON STATISTICS (COWBOYS)

DATE	OPPONENT	P/S		W/L	SCORE
09/11	Giants	P		L	19-20
09/18	at Washington	P		W	27-23
09/25	Bears	S		W	31-17
10/02	at 49ers	S		W	24-17
10/09	Bengals		INACTIVE	W	28-14
10/16	at Packers		INACTIVE	W	30-16
10/30	Eagles		INACTIVE	W	29-23+
11/06	at Browns		INACTIVE	W	35-10
11/13	at Steelers		INACTIVE	W	35-30
11/20	Ravens		INACTIVE	W	27-17
11/24	Washington		INACTIVE	W	31-26
12/01	at Vikings		INACTIVE	W	17-15
12/11	at Giants		INACTIVE	L	7-10
2016 TOTALS		4-2		11-2	

+ - Overtime

2017 GAME-BY-GAME REGULAR-SEASON STATISTICS (COWBOYS)

DATE	OPPONENT	P/S		W/L	SCORE
09/10	Giants	S		W	19-3
09/17	at Broncos	S		L	17-42
09/25	at Cardinals	S		W	28-17
10/01	Rams		DID NOT PLAY (NON-INJURY)	L	30-35
10/08	Packers	P		L	31-35
10/22	at 49ers	P		W	40-10
10/29	at Washington	P		W	33-19
11/05	Chiefs	P		W	28-17
11/12	at Falcons	S		L	7-27
11/19	Eagles	P		L	9-37
11/23	Chargers		DID NOT PLAY (NON-INJURY)	L	6-28
11/30	Washington	P		W	38-14
12/10	at Giants	P		W	30-10
12/17	at Raiders	P		W	20-17
12/24	Seahawks	P		L	12-21
12/31	at Eagles	P		W	6-0
2017 TOTALS		14-4		9-7	

2018 GAME-BY-GAME REGULAR-SEASON STATISTICS (COWBOYS/SAINTS/RAIDERS)

DATE	OPPONENT	P/S		W/L	SCORE
09/09	at Panthers		DID NOT PLAY	L	8-16
09/16	Giants		DID NOT PLAY	W	20-13
09/23	at Seahawks		DID NOT PLAY	L	13-24
09/30	Lions		NOT ON ROSTER	W	26-24
10/07	at Texans		NOT ON ROSTER	L	16-19+
10/14	Jaguars		NOT ON ROSTER	W	40-7
10/21	at Washington		NOT ON ROSTER	L	17-20
10/28	at Vikings		Went from Cowboys to Saints . INACTIVE	W	30-20
11/05	Titans		Went from Saints to Cowboys . NOT ON ROSTER	L	14-28
11/11	at Eagles		NOT ON ROSTER	W	27-20
11/18	Eagles		Went from Cowboys to Saints . INACTIVE	W	48-7
11/22	Falcons		DID NOT PLAY Went from Saints to Raiders . INACTIVE	W	31-17
12/02	Chiefs			L	33-40
12/09	Steelers	P		W	24-21
12/16	at Bengals	S		L	16-30
12/24	Broncos	P		W	27-14
12/30	at Chiefs	P		L	3-35
2018 TOTALS		4-1		9-8	
+ - Overtime					

2019 GAME-BY-GAME REGULAR-SEASON STATISTICS (BRONCOS)

DATE	OPPONENT	P/S		W/L	SCORE
09/09	at Raiders		DID NOT PLAY	L	16-24
09/15	Bears		DID NOT PLAY	L	14-16
09/22	at Packers		DID NOT PLAY	L	16-27
09/29	Jaguars		DID NOT PLAY	L	24-26
10/06	at Chargers		DID NOT PLAY	W	20-13
10/13	Titans		DID NOT PLAY	W	16-0
10/17	Chiefs		DID NOT PLAY	L	6-30
10/27	at Colts		NOT ON ROSTER	L	13-15
11/03	Browns		NOT ON ROSTER	W	24-19
11/17	at Vikings		NOT ON ROSTER	L	23-27
11/24	at Bills		NOT ON ROSTER	L	3-20
12/01	Chargers		NOT ON ROSTER	W	23-20
12/08	at Texans		NOT ON ROSTER	W	38-24
12/15	at Chiefs		NOT ON ROSTER	L	3-23
12/22	Lions		NOT ON ROSTER	W	27-17
12/29	Raiders		NOT ON ROSTER	W	16-15
2019 TOTALS		0-0		7-9	

2020 GAME-BY-GAME REGULAR-SEASON STATISTICS (COLTS)

DATE	OPPONENT	P/S		W/L	SCORE
09/13	at Jaguars	P		L	20-27
09/20	Vikings	P		W	28-11
09/27	Jets	P		W	36-7
10/04	at Bears	P		W	19-11
10/11	at Browns	P		L	23-32
10/18	Bengals		ON INACTIVE LIST	W	31-27
11/01	at Lions	P		W	41-21
11/08	Ravens	P		L	10-24
11/12	at Titans	P		W	34-17
11/22	Packers	P		W	34-31+
11/29	Titans	P		L	26-45
12/06	at Texans	P		W	26-20
12/13	at Raiders	P		W	44-27
12/20	Texans	P		W	27-20
12/27	at Steelers	S		L	24-28
01/03	Jaguars	P		W	28-14
2020 TOTALS		15-1		11-5	
+ - Overtime					

2020 GAME-BY-GAME POSTSEASON STATISTICS (COLTS)

DATE	OPPONENT	P/S	W/L	SCORE
01/09	at Bills	P	L	24-27
2020 TOTALS		1-0	0-1	



KENDRICK GREEN

CENTER

HEIGHT: 6-4

BIRTHPLACE Peoria, IL

WEIGHT: 315

HOW ACQUIRED: D3 '21

COLLEGE: Illinois

NFL EXPERIENCE: R

BORN: Dec. 22, 1998 (22)

PRO CAREER

- ✦ Has yet to make NFL debut

TRANSACTIONS


- ✦ Drafted by the Steelers in the third round (87th overall) in the 2021 NFL Draft

COLLEGE

- ✦ Started 33 career games at Illinois (2017-20), including four at center and 29 at left guard
- ✦ Finished his collegiate career with a streak of 33 consecutive starts
- ✦ 2020 USA TODAY second-team All-America
- ✦ 2020 Associated Press first-team All-Big Ten
- ✦ Illinois' first offensive player to earn All-America honors since FB Jay Prosch in 2011
- ✦ Illinois' first offensive lineman to earn All-America honors since Jon Asamoah in 2009
- ✦ Consensus first-team All-Big Ten
- ✦ Illinois' first offensive player to earn first-team All-Big Ten since WR A.J. Jenkins in 2011
- ✦ Illinois' first offensive lineman to earn first-team All-Big Ten since Martin O'Donnell in 2007
- ✦ Started all eight games in 2020 and moved to center for three games while starting center Doug Kramer was sidelined
- ✦ Ranked as the third-highest rated guard in the country by PFF and No. 17 (min. 475 snaps) offensive lineman in the nation during the regular season
- ✦ Started 12 games at left guard and one game at center in 2019
- ✦ 2019 Pro Football Focus All-America honorable mention
- ✦ 2019 All-Big Ten honorable mention (media)
- ✦ Moved to offensive line prior to the 2018 season after practicing at defensive tackle during his freshman season in 2017

PERSONAL

- ✦ Four-star recruit by Scout
- ✦ Three-star recruit by 247Sports, Rivals and ESPN
- ✦ Ranked as a top 500 recruit in the nation by 247Sports
- ✦ Ranked No. 22 defensive tackle in the nation by Scout, No. 30 by Rivals, No. 31 by 247Sports and No. 50 by ESPN
- ✦ Ranked No. 5 recruit in Illinois by Scout, No. 8 by 247Sports, No. 9 by ESPN and No. 14 by Rivals
- ✦ Played at Peoria High School for head coach Tim Thornton
- ✦ USA Football U-19 team member for IFAF World Championships in Harbin, China
- ✦ Blue-Grey All-American
- ✦ Led Peoria to 2016 IHSA 5A state championship; registered 111 tackles, 33.0 tackles for loss and 15.0 sacks as a senior
- ✦ 2016 Illinois High School Football Coaches Association all-state first team
- ✦ 2016 Preps Plus All-State first team
- ✦ 2016 ALL-USA Illinois Football Team
- ✦ 2016 Big 12 all-conference
- ✦ Born Dec. 22, 1998
- ✦ Graduated with a degree in sociology
- ✦ Organized Black Lives Matter march for Illinois student-athletes on Aug. 31, 2020



JOE HADEN

CORNERBACK

HEIGHT: 5-11	BIRTHPLACE: Fort Washington, MD
WEIGHT: 195	HOW ACQUIRED: FA '17
COLLEGE: Florida	NFL EXPERIENCE: 12th year
BORN: Apr. 14, 1989 (32)	

AP
13 13 14 19

PRO CAREER

- Has played in 146 games (137 starts) over his 11-year NFL career (four seasons with Steelers, 2017-20)
- Has registered 577 tackles, 478 solo stops, 149 passes defended, 29 interceptions, 14 tackles for loss, six quarterback hits, six forced fumbles, five fumble recoveries, 3.0 sacks and two interception returns for TD
- Has registered 200 tackles, 172 solo stops, 48 passes defended, 10 interceptions, 11 tackles for loss, five quarterback hits, two forced fumbles, one fumble recovery, 1.0 sack and one interception return for TD (in Steelers career)
- His 149 passes defended are the most since he entered the NFL in 2010 and tops active players
- His 29 career interceptions are the third-most since he entered the NFL in 2010
- His 29 career interceptions are the third-most among active players
- His 29 passes defended rank tied for second in the NFL since 2019
- Has registered at least two passes defended in a game 37 times in his career
- Has recorded at least three passes defended in a game 15 times in his career
- Has registered at least four passes defended in a game four times in his career
- Has twice recorded at least five passes defended in a game in his career
- Recipient of "The Chief Award" by the Pittsburgh Chapter of Pro Football Writers of America in 2018
- Named AFC Defensive Player of the Week once (Week 15, 2018)
- Named the Browns' 2016 recipient of the Ed Block Courage Award
- Two-time Pro Bowl selection and served as a Pro Bowl captain in 2014
- Named the inaugural recipient of the Browns NFL Sportsmanship Award in 2014
- Named second-team Associated Press All-Pro in 2013

2020 (STEELERS)

- Started 14 regular-season games
- Recorded 52 tackles (44 solo), 12 passes defended, two interceptions and two tackles for loss
- His 12 passes defended led the Steelers
- Recorded at least two interceptions in a season for the eighth time in his 11-year NFL career
- Intercepted a pass from QB Robert Griffin III at Baltimore's 14-yard line and returned it for a TD, marking the second interception return for a TD in his career and first with the Steelers in Week 12
- Intercepted a pass from QB Jeff Driskel near the end of the second quarter in Week 2 vs. Denver
- Inactive in both Weeks 14 (concussion) and 17 (COVID-19)

2019 (STEELERS)

- Started all 16 regular-season games
- Recorded 65 tackles (59 solo), 17 passes defended and five interceptions
- His five interceptions in 2019 tied for fourth most in the League
- Recorded seven tackles (six solo), five passes defended, tying his single-game career high (9/11/11 vs. CIN), forced a fumble and added an interception (picking off Jared Goff) in Week 10 vs. L.A. Rams
- Recorded two solo tackles and picked off Baker Mayfield with 1:17 left to play in the game, sealing the win for the Steelers in Week 13 vs. Cleveland
- Recorded four solo tackles and picked off Kyle Murray twice, including a game-winning interception with 48 seconds remaining, in Week 14 at Arizona

2018 (STEELERS)

- Started each of his 15 regular-season games played
- Finished the season with 63 tackles (51 solo) – the most he's had in a season since 2014 – 12 passes defended, two interceptions and one forced fumble
- Named AFC Defensive Player of the Week for his Week 15 performance
- Led all defenders with a game-high 12 tackles (eight solo), two passes defended and one interception in Week 15 vs. New England
- Intercepted QB Tom Brady in the fourth quarter at the Steelers' four-yard line
- His 12 tackles mark the third regular-season game of his NFL career with at least 10 total tackles (13: Nov. 16, 2014 vs. Houston and Sept. 14, 2014 vs. New Orleans)
- Inactive due to a hamstring injury (9/16 vs. Kansas City)

2017 (STEELERS)

- Started each of his 11 regular-season games played
- Finished the season with 20 tackles (18 solo), seven passes defended, 1.0 sack and one interception
- Inactive due to a fibula injury from 11/16-12/17
- Made his Steelers debut, posted six tackles, 1.0 sack and brought down Cleveland QB DeShone Kizer for a sack of three yards in Week 1
- Third sack of his NFL career and first since Sept. 11, 2011 (with Cleveland)
- Hauled in the 20th interception of his NFL career and first as a Steeler, picking off Cincinnati QB Andy Dalton in the third quarter of Week 7
- Left the game with a lower leg injury in Week 10 vs. Indianapolis and did not return
- Returned to action in Week 16 after missing five games with a fibula injury and appeared in the 100th regular-season game of his NFL career (made two solo tackles)
- Made his postseason debut in the Wild Card round vs. Jacksonville and finished with four tackles

2016 (BROWNS)

- Voted team captain by teammates prior to season
- Received the Ed Block Courage Award in December, given annually to a member of each of the 32 NFL teams who exemplifies the qualities of

courage, compassion, commitment and community

- Started all 13 games in which he appeared
- Totaled 48 tackles, three interceptions and 11 passes defended
- Intercepted QB Joe Flacco twice and added four passes defended in Week 2 vs. Baltimore
- Intercepted Flacco for a third time on the season (only player to record three interceptions off the same quarterback in 2016) in Week 10 at Baltimore

2015 (BROWNS)

- Started all five games in which he appeared
- Registered 22 tackles, two passes defended and one fumble recovery
- In January, was named a Special Olympics Global Ambassador, becoming the first professional football player to ever hold that distinction
- Placed on Reserved/Injured list on December 14, 2015 due to a concussion
- During a 28-14 victory in the Browns' home opener, totaled six tackles, one pass defended and one fumble recovery in Week 2

2014 (BROWNS)

- Named to his second career Pro Bowl and served as team captain
- Along with Tashaun Gipson and Donte Whitner, marked the first time in team history that the club had three defensive backs selected to the Pro Bowl in the same year
- Led the team and finished second in the NFL with 20 passes defended
- Added a career-high 73 tackles, three interceptions, two fumble recoveries and one forced fumble
- Along with Buster Skrine (18), made the Browns the only NFL team with multiple players accruing 18 or more passes defended
- Named the inaugural recipient of the Browns NFL Sportsmanship Award
- Helped the Browns finish first in the NFL in opponent passer rating (74.1) and passes defended (99)
- In a 24-3 primetime win in Week 10 vs. Cincinnati, amassed three tackles, two passes defended and one fumble recovery, helping the Browns defense limit the Bengals to 79 net passing yards – second fewest by an NFL team in 2014
- Posted a career-high 13 tackles and intercepted QB Ryan Mallett in the end zone in Week 11 vs. Houston
- During a 26-24 win in Week 12 at Atlanta, registered five solo tackles and picked off QB Matt Ryan in the end zone – his second interception in as many games
- Recorded one solo tackle, one interception, two passes defended and one blocked field goal in Week 13 at Buffalo
- First NFL player to record an interception and blocked field goal in game since Michael Griffin in 2012

2013 (BROWNS)

- Earned his first Pro Bowl selection
- Named an AP second-team All-Pro honoree
- Named to the All-AFC team by the Pro Football Writers of America (PFWA)
- Started 15 games and registered 60 tackles, four interceptions, one interception returned for a touchdown and 20 passes defended
- Ranked second on team in interceptions and passes defended
- Recorded four interceptions from Weeks 9-17, tied for the most in the NFL during that stretch
- He and Buster Skrine made the Browns one of only two teams (Ravens) with two players posting 19+ passes defended
- Limited Pro Bowl WR Calvin Johnson to three receptions for 25 yards in Week 6 vs. Detroit
- Recorded two passes defended and held WR Dwayne Bowe to one reception, marking only the 10th game in the wide receiver's first 96 career games with one or fewer in Week 8 at Kansas City
- Posted his first career multiple-interception game (two) and first interception returned for a TD (29 yards) in Week 11 at Cincinnati

2012 (BROWNS)

- Started all 11 games in which he appeared
- Registered 51 tackles, 10 passes defended, team-high three interceptions and one forced fumble
- Intercepted a Michael Vick pass and returned it 50 yards during the season opener vs. Philadelphia
- Intercepted an Andy Dalton pass, returning it 14 yards, and added three passes defended in Week 6 vs. Cincinnati
- Hauled in one interception and forced one fumble in Week 12 vs. Pittsburgh

2011 (BROWNS)

- Started all 15 games in which he appeared
- Helped the Browns finish second in the NFL in pass defense, Cleveland's highest finish in that category since 1962
- Led team with 19 passes defended, a figure that ranked sixth in the NFL and fourth in the AFC
- Posted 65 tackles, 1.0 sack, one fumble recovery and one forced fumble
- Named to USA Today's All-Joe Team for unheralded prime performers in 2011
- Tallied three tackles, 1.0 sack and a career-high five pass defenses in Week 1 vs. Cincinnati
- Registered a season-high eight tackles and forced one fumble in Week 14 at Pittsburgh
- Recorded the first fumble recovery of his career and tackled on four tackles in Week 17 vs. Pittsburgh

2010 (BROWNS)

- Played in all 16 games with seven starts
- Collected 57 tackles, six interceptions for 101 yards, a team-best 18 pass breakups, 1.0 sack and one forced fumble on defense
- On special teams, added eight tackles and four kickoff returns for a 24.0-yard average
- Key member of a punt coverage unit that allowed an average of 7.1 yards per return, a figure that was fifth-best in the NFL, while they also downed 29 punts inside the 20
- Named to the Sporting News All-Rookie team, the PFW/PFWA All-Rookie defense team and the USA Today's All-Joe Team for unheralded prime performers in 2010
- One of five finalists for the Pepsi Rookie of the Year award
- Interception total led the team, tied for fifth in the NFL and was the second-highest figure among NFL rookies (New England's Devin McCourty, seven)
- Had an interception in four straight weeks (9-12), the first Brown to do so since Emie Kellerman in 1968
- His six interceptions were the most by a Browns rookie since Anthony Henry had 10 in 2001
- His interception total tied with Ken Goral and Bert Rechichar for the fourth-highest figure by a Browns rookie
- Named the NFL Defensive Rookie of the Month for November after registering 15 tackles, seven passes defended and three interceptions
- Recorded first career interception and returned it 62 yards in Week 6 at Pittsburgh
- Posted five tackles, one interception and a season-high four passes defended as the Browns held the Dolphins to 167 net passing yards (also marked the fourth straight in which he had an interception) in Week 13 at Miami
- Registered five tackles and one interception, also came up with the first sack of his career as well as a forced fumble, in Week 16 vs. Baltimore

- ★ Signed a two-year contract extension with Pittsburgh on Sept. 1, 2019
- ★ Signed a three-year contract with the Steelers on August 31, 2017
- ★ Waived by Cleveland on Aug. 30, 2017
- ★ Placed on Browns Reserve/Injured list on Dec. 14, 2015
- ★ Signed a five-year contract extension with the Browns on May 13, 2014
- ★ NFL suspension was lifted on October 8, 2012
- ★ Placed on the Cleveland Reserve/Suspended by Commissioner List on Sept. 10, 2012
- ★ Drafted by the Browns in the first-round (7th overall) of the 2010 NFL Draft

COLLEGE

- ✦ Started all 40 career games at the University of Florida (2007-09) before entering the NFL prior to his senior season
- ✦ Recorded 218 tackles, 3.5 sacks and eight interceptions for 166 yards
- ✦ Added 34 passes defended, three forced fumbles, two fumble recoveries and one blocked field goal
- ✦ In his final season, was a unanimous first-team All-American, first-team All-Southeastern Conference selection and a finalist for the Jim Thorpe Award, presented annually to the top defensive back in college football
- ✦ Tied for third on the team with 68 tackles, while adding 3.0 sacks, two forced fumbles, four interceptions and 5 special teams tackles in 2009
- ✦ Helped the Gators own the fourth-best pass defense in the nation (152.8 yards per game)
- ✦ Earned second-team All-SEC honors in 2008, after ranking second on the team with a career-high 87 tackles, 0.5 sack, one forced fumble, one fumble recovery, one blocked kick and three interceptions
- ✦ Returned an interception 88 yards to tie for the fourth-longest interception return in team history
- ✦ After two position changes (from QB to WR to DB) prior to playing in his first collegiate contest, he became the first true freshman in Florida history to start at cornerback in his first career game
- ✦ Earned Freshman All-America first-team and SEC All-Freshman team honors after recording 63 tackles, one fumble recovery and one interception

PERSONAL

- ✦ Born Joseph Walter Haden III
- ✦ Native of Fort Washington, Md.
- ✦ Son of Joe and Zakiya Haden
- ✦ Oldest of five brothers, whose names all begin with the letter J (Josh, Jordan, Jacob and Jonathan)
- ✦ First college football player in his family, as two of his younger brothers (Josh and Jordan) played collegiately at the University of Toledo
- ✦ Younger brother, Jacob, is a Special Olympics athlete
- ✦ Attended Friendly (Md.) HS
- ✦ A four-year starter at quarterback who set a Maryland public school record with 7,371 career passing yards, while tying the career mark for touchdown passes with 80
- ✦ Passed for 2,783 yards with 38 touchdowns, while rushing for 899
- ✦ Was active in the Cleveland community and founded the “Haden Nation” ticket program, which provided tickets, apparel and food for the Children’s Hunger Alliance and Fatima Family Center
- ✦ Promptly made a charitable donation to the Greater Cleveland Food Bank, helping provide 40,000 meals for families in Northeast Ohio area after signing his contract extension with the Browns through the 2019 season
- ✦ Founder of the Joe Haden Elite Football Experience sports camp benefitting boys grades 3-8
- ✦ Has a foundation in memory of his grandmother called Aunt Berta which benefits kids in need
- ✦ Hosted a celebrity softball tournament in 2014 and 2015 with proceeds benefiting Special Olympics, local youth sports and educational programs
- ✦ Interacts with fans through his social media account, where he has provided meals at restaurants, sponsored youth leagues and attended the Independence High School prom in 2012
- ✦ Has more than 1,200 pairs of shoes in his collection, lists his favorite pair as Nike Air Mag, which was the shoe Marty McFly wore during the movie Back to the Future II
- ✦ Opened a sneaker store, The Restock Cleveland, in November of 2014
- ✦ Married his wife Sarah in 2013
- ✦ Couple welcomed their first son, Joe, in September of 2016 and their second son, Jett, in January of 2018
- ✦ Full name: Joseph Walter Haden III

JOE HADEN'S NFL REGULAR SEASON DEFENSIVE STATISTICS

		TACKLES										INTERCEPTIONS				O. FUMB.				ST				MISC.			
DATE	TEAM	GP	GS	TK	S	A	TFL	YDS	SK	YDS	QBH	NO	YDS	LG	TD	PD	FF	FR	YDS	TK	S	A	FF	FR	S	A	
2010	Browns	16	7	56	49	7	0	1.0	5.0	0	6	101	62	0	18	1	0	0	0	8	8	0	0	0	0	0	
2011	Browns	15	15	65	53	12	2	0	1.0	0.0	1	0	0	0	19	1	1	0	0	0	0	0	0	0	0	0	
2012	Browns	11	11	51	40	11	0	0	0.0	0.0	0	3	64	50	0	11	1	0	0	0	0	0	0	0	0	0	
2013	Browns	15	15	54	43	11	0	0	0.0	0.0	0	4	57	29t	1	20	0	0	0	0	0	0	0	0	0	0	
2014	Browns	15	15	73	58	15	1	3	0.0	0.0	0	3	0	0	0	20	1	2	34	0	0	0	0	0	0	0	
2015	Browns	5	5	22	18	4	0	0	0.0	0.0	0	0	0	0	2	0	1	0	0	0	0	0	0	0	0	0	
2016	Browns	13	13	48	37	11	0	0	0.0	0.0	0	3	9	9	0	11	0	0	0	0	0	0	0	0	0	0	
2017	Browns	1	1	0	0	0	0	0	0.0	0.0	0	0	0	0	0	0	0	0	0	0	0	0	0	0	0	0	
Went from Cleveland to Pittsburgh.																											
2017	Steelers	10	10	20	18	2	1	3	1.0	3.0	1	1	1	1	0	7	0	0	0	0	0	0	0	0	0	0	
2017	TOTAL	11	11	20	18	2	1	3	1.0	3.0	1	1	1	1	0	7	0	0	0	0	0	0	0	0	0	0	
2018	Steelers	15	15	63	51	12	2	2	0.0	0.0	0	2	0	0	0	12	1	0	0	0	0	0	0	0	0	0	
2019	Steelers	16	16	65	59	6	3	7	0.0	0.0	0	5	20	16	0	17	1	1	3	0	0	0	0	0	0	0	
2020	Steelers	14	14	52	44	8	2	1	0.0	0.0	0	2	38	24	1	12	0	0	0	0	0	0	0	0	0	0	
NFL TOTALS		146	137	569	470	99	11	16	3.0	8.0	2	29	290	62	2	149	6	5	37	8	8	0	0	0	0	0	

JOE HADEN'S NFL POSTSEASON DEFENSIVE STATISTICS

[illegible]

SINGLE-GAME HIGHS: DEFENSIVE

Total Tackles	13 vs. Houston Texans, Nov 16, 2014 12 vs. New England Patriots, Dec 16, 2018	Tackles For Loss	2 vs. Cleveland Browns, Oct 28, 2018 1 vs. Baltimore Ravens, Dec 02, 2020 ...8 more at 1.
Sacks	1.0 vs. Pittsburgh Steelers, Sep 10, 2017 1.0 vs. Cincinnati Bengals, Sep 11, 2011 ...1 more at 1.0.	Interceptions	2 at Arizona Cardinals, Dec 08, 2019 2 vs. Baltimore Ravens, Sep 18, 2016 ...1 more at 2.
Passes Defensed	5 vs. Los Angeles Rams, Nov 10, 2019 5 vs. Cincinnati Bengals, Sep 11, 2011	Interception Return Yards	62 at Pittsburgh Steelers, Oct 17, 2010 50 vs. Philadelphia Eagles, Sep 09, 2012
Forced Fumbles	1 vs. Los Angeles Rams, Nov 10, 2019 1 at New Orleans Saints, Dec 23, 2018 ...4 more at 1.	Special Teams Tackles	2 vs. Cincinnati Bengals, Oct 03, 2010 2 vs. Kansas City Chiefs, Sep 19, 2010
Fumble Recoveries	1 at Baltimore Ravens, Dec 29, 2019 1 vs. Tennessee Titans, Sep 20, 2015 ...3 more at 1.		

SINGLE-GAME HIGHS - POSTSEASON: DEFENSIVE

Total Tackles	4 vs. Jacksonville Jaguars, Jan 14, 2018	Passes Defensed	1 vs. Jacksonville Jaguars, Jan 14, 2018
---------------	--	-----------------	--

SINGLE-GAME HIGHS: RUSHING/RECEIVING

All-Purpose Yards	107 at Pittsburgh Steelers, Oct 17, 2010 51 vs. New York Jets, Nov 14, 2010	Punt Return Yards	13 vs. Baltimore Ravens, Sep 18, 2016 5 vs. New England Patriots, Oct 09, 2016
Kickoff Returns	2 vs. New York Jets, Nov 14, 2010 2 at Pittsburgh Steelers, Oct 17, 2010	Longest Punt Return	13 vs. Baltimore Ravens, Sep 18, 2016 5 vs. New England Patriots, Oct 09, 2016
Kickoff Return Yards	51 vs. New York Jets, Nov 14, 2010 45 at Pittsburgh Steelers, Oct 17, 2010	Punt Returns	1 vs. New England Patriots, Oct 09, 2016 1 vs. Baltimore Ravens, Sep 18, 2016
Longest Kickoff Return	32 vs. New York Jets, Nov 14, 2010 24 at Pittsburgh Steelers, Oct 17, 2010	Special Teams Tackles	2 vs. Cincinnati Bengals, Oct 03, 2010 2 vs. Kansas City Chiefs, Sep 19, 2010
Fair Catches	2 vs. Cincinnati Bengals, Dec 11, 2016 1 at Dallas Cowboys, Nov 08, 2020	Most TDs	1 vs. Baltimore Ravens, Dec 02, 2020 1 at Cincinnati Bengals, Nov 17, 2013

2010 GAME-BY-GAME REGULAR-SEASON STATISTICS (BROWNS)

DATE	OPPONENT	P/S	TACKLES							INTERCEPTIONS				O. FUMB			ST			MISC		W/L	SCORE		
			TK	S	A	SK	YDS	TFL	YDS	QBH	NO	YDS	LG	TD	PD	FF	FR	YDS	TK	S	A			FF	FR
09/12	at Buccaneers	S	2	2	0	0.0	0.0	0	0	0	0	0	0	1	0	0	0	0	0	0	0	0	0	L	14-17
09/19	Chiefs	P	2	1	1	0.0	0.0	0	0	0	0	0	0	0	0	0	0	2	2	0	0	0	0	L	14-16
09/26	at Ravens	P	2	1	1	0.0	0.0	0	0	0	0	0	0	1	0	0	0	0	0	0	0	0	0	L	17-24
10/03	Bengals	P	4	4	0	0.0	0.0	0	0	0	0	0	0	1	0	0	0	2	2	0	0	0	0	W	23-20
10/10	Falcons	P	1	1	0	0.0	0.0	0	0	0	0	0	0	0	0	0	0	1	1	0	0	0	0	L	10-20
10/17	at Steelers	P	2	2	0	0.0	0.0	0	0	0	1	62	62	0	1	0	0	0	0	0	0	0	0	L	10-28
10/24	at Saints	P	6	5	1	0.0	0.0	0	0	0	0	0	0	0	0	0	0	0	0	0	0	0	0	W	30-17
11/07	Patriots	P	2	1	1	0.0	0.0	0	0	0	0	0	0	1	0	0	0	0	0	0	0	0	0	W	34-14
11/14	Jets	P	6	6	0	0.0	0.0	0	0	0	1	0	0	2	0	0	0	1	1	0	0	0	0	L	20-26+
11/21	at Jaguars	P	3	3	0	0.0	0.0	0	0	0	1	27	27	0	3	0	0	0	0	0	0	0	0	L	20-24
11/28	Panthers	S	3	2	1	0.0	0.0	0	0	0	1	12	12	0	1	0	0	0	0	0	0	0	0	W	24-23
12/05	at Dolphins	S	5	4	1	0.0	0.0	0	0	0	1	0	0	4	0	0	0	1	1	0	0	0	0	W	13-10
12/12	at Bills	S	0	0	0	0.0	0.0	0	0	0	0	0	0	1	0	0	0	0	0	0	0	0	0	L	6-13
12/19	at Bengals	S	7	6	1	0.0	0.0	0	0	0	0	0	0	0	0	0	0	1	1	0	0	0	0	L	17-19
12/26	Ravens	S	5	5	0	1.0	5.0	0	0	0	1	0	0	1	1	0	0	0	0	0	0	0	0	L	10-20
01/02	Steelers	S	6	6	0	0.0	0.0	0	0	0	0	0	0	1	0	0	0	0	0	0	0	0	0	L	9-41
2010 TOTALS			16-7	56	49	7	1.0	5.0	0	0	0	6	101	62	0	18	1	0	0	8	8	0	0	5-11	

+ - Overtime

2011 GAME-BY-GAME REGULAR-SEASON STATISTICS (BROWNS)

DATE	OPPONENT	P/S	TACKLES							INTERCEPTIONS				O. FUMB			ST				MISC		W/L	SCORE			
			TK	S	A	SK	YDS	TFL	YDS	QBH	NO	YDS	LG	TD	PD	FF	FR	YDS	TK	S	A	FF			FR	S	A
09/11	Bengals	S	3	1	2	1.0	0.0	0	0	1	0	0	0	0	5	0	0	0	0	0	0	0	0	0	L	17-27	
09/18	at Colts	S	5	5	0	0.0	0.0	1	0	0	0	0	0	0	0	0	0	0	0	0	0	0	0	0	W	27-19	
09/25	Dolphins	S	4	4	0	0.0	0.0	0	0	0	0	0	0	0	1	0	0	0	0	0	0	0	0	0	W	17-16	
10/02	Titans	S	1	1	0	0.0	0.0	0	0	0	0	0	0	0	2	0	0	0	0	0	0	0	0	0	L	13-31	
10/16	at Raiders		ON INACTIVE LIST																							L	17-24
10/23	Seahawks	S	5	4	1	0.0	0.0	1	0	0	0	0	0	0	1	0	0	0	0	0	0	0	0	0	W	6-3	
10/30	at 49ers	S	6	5	1	0.0	0.0	0	0	0	0	0	0	0	1	0	0	0	0	0	0	0	0	0	L	10-20	
11/06	at Texans	S	7	7	0	0.0	0.0	0	0	0	0	0	0	0	0	0	0	0	0	0	0	0	0	0	L	12-30	
11/13	Rams	S	4	4	0	0.0	0.0	0	0	0	0	0	0	0	3	0	0	0	0	0	0	0	0	0	L	12-13	
11/20	Jaguars	S	4	4	0	0.0	0.0	0	0	0	0	0	0	0	3	0	0	0	0	0	0	0	0	0	W	14-10	
11/27	at Bengals	S	5	4	1	0.0	0.0	0	0	0	0	0	0	0	0	0	0	0	0	0	0	0	0	0	L	20-23	
12/04	Ravens	S	3	3	0	0.0	0.0	0	0	0	0	0	0	0	1	0	0	0	0	0	0	0	0	0	L	10-24	
12/08	at Steelers	S	8	5	3	0.0	0.0	0	0	0	0	0	0	0	0	1	0	0	0	0	0	0	0	0	L	3-14	
12/18	at Cardinals	S	4	2	2	0.0	0.0	0	0	0	0	0	0	0	0	0	0	0	0	0	0	0	0	0	L	17-20+	
12/24	at Ravens	S	2	1	1	0.0	0.0	0	0	0	0	0	0	0	2	0	0	0	0	0	0	0	0	0	L	14-20	
01/01	Steelers	S	4	3	1	0.0	0.0	0	0	0	0	0	0	0	0	0	1	0	0	0	0	0	0	0	L	9-13	
2011 TOTALS			15-15	65	53	12	1.0	0.0	2	0	1	0	0	0	0	19	1	1	0	0	0	0	0	0	0	4-12	

+ - Overtime

→ → → → → → → →

[illegible]2019 TOT
+ - Overtime

2020 GAME-BY-GAME REGULAR-SEASON STATISTICS (STEELERS)


[illegible]

2017 GAME-BY-GAME POSTSEASON STATISTICS (STEELERS)

[illegible]

2020 GAME-BY-GAME POSTSEASON STATISTICS (STEELERS)

[illegible]



JOE HAEG TACKLE

HEIGHT: 6-6 BIRTHPLACE: Lake Shore, MN
 WEIGHT: 298 HOW ACQUIRED: UFA '21
 COLLEGE: North Dakota State NFL EXPERIENCE: 6th year
 BORN: Mar. 11, 1993 (28)

PRO CAREER

- ✦ Has played in 67 games (38 starts) over his five-year NFL career (Colts 2016-19; Buccaneers 2020)
- ✦ Has played in six postseason games (no starts) in 2018 (Colts, two) and 2020 (Buccaneers, four)
- ✦ Made NFL debut in Week 2 of 2016 at Denver
- ✦ Made NFL starting debut in Week 3 of 2016 vs. San Diego Chargers
- ✦ Captured Super Bowl LV with Tampa Bay

2020 (BUCCANEERS)

- ✦ Played in 12 regular-season games (three starts) along with appearing in all four postseason contests
- ✦ Captured Super Bowl LV with Tampa Bay
- ✦ Started at tackle in Week 7 (at Las Vegas) and Week 8 (at N.Y. Giants)
- ✦ Started at guard in Week 9 (vs. New Orleans)

2019 (COLTS)

- ✦ Played in 16 regular-season games (no starts)

2018 (COLTS)

- ✦ Played in eight regular-season games (six starts) along with appearing in both postseason contests

2017 (COLTS)

- ✦ Played in 16 regular-season games (15 starts)

2016 (COLTS)

- ✦ Played in 15 regular-season games (14 starts)
- ✦ Started games at three different positions, blocking for a Colts offense that tied for fifth in the NFL in passing yards per game, seventh in points scored and 10th in yards per game

TRANSACTIONS

- ✦ Signed a two-year contract with Pittsburgh on Mar. 20, 2021
- ✦ Signed a one-year contract with Tampa Bay on Mar. 20, 2020
- ✦ Signed a four-year contract with Indianapolis on May 5, 2016
- ✦ Drafted by the Colts in the fifth round (155th overall) of the 2016 NFL Draft

COLLEGE

- ✦ A four-year letterman at North Dakota State, starting 60 games
- ✦ Part of a program that won the NCAA Division I FCS National Championship all five years he was a member of the program
- ✦ Earned first-team FCS All-American honors in both 2014 and 2015, while also being named to the 2015 Walter Camp FCS All-America Team, a 2015 STATS first-team All-American and earning an invite to the 2016 Senior Bowl
- ✦ Redshirted in 2011

PERSONAL

- ✦ Attended Brainerd High School (Brainerd, Minnesota), where he was a three-time letterwinner and earned all-state, all-section and all-conference honors as a senior

JOE HAEG'S NFL REGULAR SEASON STATISTICS

DATE	TEAM	GP	GS
2016	Colts	15	14
2017	Colts	16	15
2018	Colts	8	6
2019	Colts	16	0
2020	Buccaneers	12	3
NFL TOTALS		67	38

JOE HAEG'S NFL POSTSEASON STATISTICS

DATE	TEAM	GP	GS
2018	Colts	2	0
2020	Buccaneers	4	0
NFL TOTALS		6	0

2016 GAME-BY-GAME REGULAR-SEASON STATISTICS (COLTS)

DATE	OPPONENT	P/S		W/L	SCORE
09/11	Lions		INACTIVE	L	35-39
09/18	at Broncos	P		L	20-34
09/25	Chargers	S		W	26-22
10/02	at Jaguars	S		L	27-30
10/09	Bears	S		W	29-23
10/16	at Texans	S		L	23-26+
10/23	at Titans	S		W	34-26
10/30	Chiefs	S		L	14-30
11/06	at Packers	S		W	31-26
11/20	Titans	S		W	24-17
11/24	Steelers	S		L	7-28
12/05	at Jets	S		W	41-10
12/11	Texans	S		L	17-22
12/18	at Vikings	S		W	34-6
12/24	at Raiders	S		L	25-33
01/01	Jaguars	S		W	24-20
2016 TOTALS		15-14		8-8	
+ - Overtime					

2017 GAME-BY-GAME REGULAR-SEASON STATISTICS (COLTS)

DATE	OPPONENT	P/S		W/L	SCORE
09/10	at Rams	P		L	9-46
09/17	Cardinals	S		L	13-16+
09/24	Browns	S		W	31-28
10/01	at Seahawks	S		L	18-46
10/08	49ers	S		W	26-23+
10/16	at Titans	S		L	22-36
10/22	Jaguars	S		L	0-27
10/29	at Bengals	S		L	23-24
11/05	at Texans	S		W	20-14
11/12	Steelers	S		L	17-20
11/26	Titans	S		L	16-20
12/03	at Jaguars	S		L	10-30
12/10	at Bills	S		L	7-13+
12/14	Broncos	S		L	13-25
12/23	at Ravens	S		L	16-23
12/31	Texans	S		W	22-13
2017 TOTALS		16-15		4-12	
+ - Overtime					

2018 GAME-BY-GAME REGULAR-SEASON STATISTICS (COLTS)

DATE	OPPONENT	P/S		W/L	SCORE
09/09	Bengals	S		L	23-34
09/16	at Washington	S		W	21-9
09/23	at Eagles	S		L	16-20
09/30	Texans		INJURED RESERVE	L	34-37+
10/04	at Patriots		INJURED RESERVE	L	24-38
10/14	at Jets		INJURED RESERVE	L	34-42
10/21	Bills		INJURED RESERVE	W	37-5
10/28	at Raiders		INJURED RESERVE	W	42-28
11/11	Jaguars		INJURED RESERVE	W	29-26
11/18	Titans		INJURED RESERVE	W	38-10
11/25	Dolphins		INJURED RESERVE	W	27-24
12/02	at Jaguars	S		L	0-6
12/09	at Texans	P		W	24-21
12/16	Cowboys	S		W	23-0
12/23	Giants	S		W	28-27
12/30	at Titans	P		W	33-17
2018 TOTALS		8-6		10-6	
+ - Overtime					

2019 GAME-BY-GAME REGULAR-SEASON STATISTICS (COLTS)

DATE	OPPONENT	P/S		W/L	SCORE
09/08	at Chargers	P		L	24-30+
09/15	at Titans	P		W	19-17
09/22	Falcons	P		W	27-24
09/29	Raiders	P		L	24-31
10/06	at Chiefs	P		W	19-13
10/20	Texans	P		W	30-23
10/27	Broncos	P		W	15-13
11/03	at Steelers	P		L	24-26
11/10	Dolphins	P		L	12-16
11/17	Jaguars	P		W	33-13
11/21	at Texans	P		L	17-20
12/01	Titans	P		L	17-31
12/08	at Buccaneers	P		L	35-38
12/16	at Saints	P		L	7-34
12/22	Panthers	P		W	38-6
12/29	at Jaguars	P		L	20-38
2019 TOTALS		16-0		7-9	
+ - Overtime					

2020 GAME-BY-GAME REGULAR-SEASON STATISTICS (BUCCANEERS)


DATE	OPPONENT	P/S		W/L	SCORE
09/13	at Saints		DID NOT PLAY (NON-INJURY)	L	23-34
09/20	Panthers		DID NOT PLAY (NON-INJURY)	W	31-17
09/27	at Broncos		DID NOT PLAY (NON-INJURY)	W	28-10
10/04	Chargers		DID NOT PLAY (NON-INJURY)	W	38-31
10/08	at Bears	P		L	19-20
10/18	Packers	P		W	38-10
10/25	at Raiders	S		W	45-20
11/02	at Giants	S		W	25-23
11/08	Saints	S		L	3-38
11/15	at Panthers	P		W	46-23
11/23	Rams	P		L	24-27
11/29	Chiefs	P		L	24-27
12/13	Vikings	P		W	26-14
12/20	at Falcons	P		W	31-27
12/26	at Lions	P		W	47-7
01/03	Falcons	P		W	44-27
2020 TOTALS		12-3		11-5	

2018 GAME-BY-GAME POSTSEASON STATISTICS (COLTS)

DATE	OPPONENT	P/S		W/L	SCORE
01/05	at Texans	P		W	21-7
01/12	at Chiefs	P		L	13-31
2018 TOTALS		2-0		1-1	

2020 GAME-BY-GAME POSTSEASON STATISTICS (BUCCANEERS)

DATE	OPPONENT	P/S		W/L	SCORE
01/09	at Washington	P		W	31-23
01/17	at Saints	P		W	30-20
01/24	at Packers	P		W	31-26
02/07	Chiefs	P		W	31-9
2020 TOTALS		4-0		4-0	



EST. 1933

STEELERS NAME

DRILL TEAM

ON

22

NAJEE HARRIS

RUNNING BACK

HEIGHT: 6-1

WEIGHT: 232

COLLEGE: Alabama

BORN: Apr. 19, 1999 (22)

BIRTHPLACE: Antioch, CA

HOW ACQUIRED: D1 '21

NFL EXPERIENCE: R

PRO CAREER

- ✦ Has yet to make NFL debut

TRANSACTIONS


- ✦ Signed a four-year contract with Pittsburgh on May 25, 2021
- ✦ Drafted by the Steelers in the first round (24th overall) of the 2021 NFL Draft

COLLEGE

- ✦ One of the nation's top running back prospects who passed up on the NFL Draft to return for his senior season at Alabama
- ✦ Crimson Tide's all-time leader for total TDs in a career with 57 (46 rushing, 11 receiving)
- ✦ Alabama's career leader for rushing scores with 46, surpassing the previous record of 42 by Mark Ingram and Derrick Henry
- ✦ Totaled 3,843 career rushing yards to rank atop the Crimson Tide all-time list
- ✦ Amassed 4,624 all-purpose yards for his career, a total that is second all-time at Alabama
- ✦ Averaged 6.0 yards per carry for his career to rank third in Crimson Tide history (minimum 400 carries)
- ✦ Contributed 342 career points to finish fourth in Alabama annals
- ✦ Recorded 13 games of 100-plus rushing yards in his career, including six as a junior and six in his final season (206 at Ole Miss; 152 vs. Georgia; 119 vs. Mississippi State; 145 at LSU; 178 vs. Florida; 125 vs. Notre Dame)
- ✦ 2020 Doak Walker Award winner, presented annually to the nation's top running back
- ✦ Unanimous first-team All-American (AFCA, Associated Press, FWAA, The Sporting News, Walter Camp) in 2020
- ✦ 2020 first-team All-America honors from CBS Sports and ESPN.com
- ✦ 2020 second-team All-America selection by Pro Football Focus and USA Today
- ✦ Selected as a semifinalist for the 2020 Maxwell Award
- ✦ 2020 first-team All-SEC honoree by both the AP and the league coaches
- ✦ Named to the SEC Community Service Team
- ✦ Finalist for the 2020 Jason Witten Man of the Year
- ✦ Led the nation in total TDs (30) and rushing TDs (26) in addition to scoring (180) in 2020
- ✦ Finished second for single-season rushing scores by an Alabama running back with 26 as a senior in 2020
- ✦ Totaled two or more rushing TDs in nine of 13 contests with at least one score in 11 games
- ✦ Led the SEC and finished third in Division I for rushing yards at 1,466
- ✦ Added 43 receptions for 425 yards and four TDs to his senior totals
- ✦ Totaled 1,891 all-purpose yards in 2020, good for sixth in Crimson Tide records for a single season
- ✦ Maxwell Player of the Week honoree following Ole Miss
- ✦ Picked up offensive player of the week accolades from the SEC and Walter Camp following the matchup with the Rebels
- ✦ 2020 SEC Championship Game MVP
- ✦ Earned offensive player of the week recognition from the Alabama coaches for his play at Ole Miss, Auburn, at LSU and Florida in Atlanta

PERSONAL

- ✦ A January 2017 early enrollee who was tabbed as the No. 1 overall prospect in the country by Rivals, Scout and PrepStar
- ✦ Unanimous five-star recruit by every major recruiting outlet
- ✦ Consensus top-rated player in the state of California
- ✦ Third-best prospect overall and No. 2 running back according to 247Composite
- ✦ Ranked ninth in the Top247
- ✦ 11 in ESPN 300 and the second-best running back nationally
- ✦ Played in the 2017 Army All-American Bowl
- ✦ Invited to participate in Nike's "The Opening" in 2015 and 2016
- ✦ Named MVP of the 2016 Rivals 100 Five-Star Challenge
- ✦ 2017 first-team Parade All-American
- ✦ 2016 Bobby Dodd National High School Running Back of the Year
- ✦ 2015 and 2016 first-team All-USA selection by USA Today
- ✦ Finished his career with 7,948 career rushing yards, the fourth-most in California high school football history
- ✦ Rushed for 2,776 yards and 36 TDs during his senior season
- ✦ Ran for 2,744 yards and 36 TDs as a junior in 2015
- ✦ Rushed for 2,263 yards and 23 TDs in his sophomore campaign
- ✦ 2015 Cal-Hi Sports Mr. Football State Player of the Year
- ✦ Named the All-Metro Player of the Year by The San Francisco Chronicle in both 2015 and 2016
- ✦ Played for head coach John Lucido at Antioch
- ✦ Graduated with a degree in interdisciplinary studies



PRESSLEY HARVIN III PUNTER

HEIGHT: 6-0	BIRTHPLACE: Alcolu, SC
WEIGHT: 255	HOW ACQUIRED: D7b '21
COLLEGE: Georgia Tech	NFL EXPERIENCE: R
BORN: Sep. 17, 1998 (22)	

PRO CAREER

- ✦ Has yet to make NFL debut

TRANSACTIONS


- ✦ Signed a four-year contract with Pittsburgh on May 15, 2021
- ✦ Drafted by the Steelers in the seventh round (#254 overall) of the 2021 NFL Draft

COLLEGE

- ✦ Owns school records for punts in a game (13), punt yards in a game (587) and punt average in a season (48.0)
 - ✦ Played in 44 career games
 - ✦ Punted 210 times for 9,396 yards (44.7-yard average)
 - ✦ Put together one of the most decorated individual seasons in Georgia Tech football history in 2020
 - ✦ Won the 2020 Ray Guy Award as the nation's top punter
 - ✦ Second Yellow Jacket to win the Ray Guy Award (joining Durant Brooks, 2007)
 - ✦ First African American to win the Ray Guy Award in its 21-year history
- Unanimous first-team All-American in 2020, becoming only the third Georgia Tech player to ever earn unanimous All-America honors (joining Ken Swilling, 1990; Calvin Johnson, 2006)
- ✦ Led the nation and set Georgia Tech and Atlantic Coast Conference records with a 48.0-yard punting average in 2020
 - ✦ 49% of his punts (22 of 45) traveled 50 or more yards, 47% (21 of 45) were fair caught, 40% (18 of 45) were downed inside the opponent's 20-yard line and only 17% (8 of 45) were returned
 - ✦ Averaged at least 51 yards per punt three times in nine games (51.2 vs. UCF on Sept. 19, 51.0 at Boston College on Oct. 24 and 51.0 vs. Pitt on Dec. 10)
 - ✦ Finished with a 44.7-yard career punting average, which ranks second in Georgia Tech history behind only Brooks (45.3)

PERSONAL

- ✦ Graduated from Georgia Tech in May 2021 with a B.S. in business administration
- ✦ Oldest of two siblings
- ✦ Began playing football at age seven
- ✦ Accomplished musician that plays multiple instruments and participated in region band two times, holding down first chair on both occasions
- ✦ Member of ACC Academic Honor Roll
- ✦ Nation's No. 4-ranked punter according to ESPN and 247Sports
- ✦ Two-time all-state honoree
- ✦ Averaged 42.5 yards per punt with a long of 72 as a senior
- ✦ Led the state in punting average as a junior and senior
- ✦ Helped lead Sumter to four straight district championships (2013-16), back-to-back regional championships (2015-16) and a state runner-up finish (2014)
- ✦ Also earned four letters in track and field and helped lead Sumter to three straight regional championships as a thrower
- ✦ Four-time academic letterwinner
- ✦ Graduated with a 3.8 grade point average



DWAYNE HASKINS

QUARTERBACK

HEIGHT: 6-4	BIRTHPLACE Highland Park, NJ
WEIGHT: 230	HOW ACQUIRED: FA '21
COLLEGE: Ohio State	NFL EXPERIENCE: 3rd year
BORN: May 3, 1997 (24)	

PRO CAREER

- ✦ Career Regular-Season Record as a Starter: 3-10 (.300); 2-5 (.400) in '19 and 1-5 (.200) in '20
- ✦ Played in 16 games (13 starts) over his two-year NFL career
- ✦ Completed 267-of-444 passes (60.1 percent) for 2,804 yards and 12 TDs in his career

2020 (WASHINGTON FOOTBALL TEAM)

- ✦ Played in seven games (six starts)
- ✦ Finished the season 148-for-241 for 1,439 yards and five TDs along with seven interceptions
- ✦ Made his first career Week 1 start in a comeback win vs. Philadelphia
- ✦ Completed 17-of-31 passes for 178 yards with a TD and passer rating of 82.5
- ✦ Set then career-highs in completions (32), attempts (45) and yards (314) while recording his first career rushing touchdown and a 90.4 passer rating vs. Baltimore in Week 4
- ✦ Completed 38-of-55 passes for 295 yards and a TD, setting career-highs in completions and attempts vs. Seattle in Week 15

2019 (WASHINGTON FOOTBALL TEAM)

- ✦ Played in nine games (seven starts)
- ✦ Finished the season 119-for-203 for 1,365 yards and seven TDs along with seven interceptions
- ✦ Made NFL debut in Week 4 at New York Giants, throwing for 107 yards and adding 23 on the ground
- ✦ Made his first career start in Week 9 at Buffalo, passing for 144 yards on 15 completions and rushing for 14 yards on three carries
- ✦ Passed for 214 yards on 19-of-34 passing, including throwing his first two TD passes in Week 11 vs. New York Jets
- ✦ Registered first victory as a starting quarterback in Week 12 vs. Detroit
- ✦ Threw for a season-high 261 yards on 19-of-28 passes and two TDs vs. Philadelphia in Week 15

TRANSACTIONS

- ✦ Signed to a Reserve/Future contract with Pittsburgh on Jan. 21, 2021
- ✦ Waived by Washington on Dec. 28, 2020
- ✦ Signed a four-year contract with the Football Team on May 9, 2019
- ✦ Drafted by Washington in the first round (15th overall) of the 2019 NFL Draft

COLLEGE

- ✦ Played collegiately at Ohio State (2017-18)
- ✦ Completed 410-of-587 passes (69.9 percent) for 5,408 passing yards with 54 TD passes and only nine interceptions
- ✦ Left Ohio State holding career records in completion percentage (69.9), passing yards per game (245.3), total offense per game (254.1 yards), games of 300 or more passing yards (nine) and 400 or more passing yards (four)
- ✦ Set Ohio State single-season records in pass attempts (533), completion percentage (70.0) and passing yards per game (345.1)
- ✦ Amassed multiple single-game school records, including passing yards (499), pass attempts (73), pass completions (49) and total offense (494 yards)
- ✦ Won the Chicago Tribune Silver Football award as the best player in the Big Ten, along with earning the Big Ten's Graham-George Offensive Player of the Year and Griese-Brees Quarterback of the Year awards
- ✦ Named 2018 Associated Press Third-Team All-American
- ✦ Named an Academic All-Big Ten Conference award winner in 2018
- ✦ Two-time OSU Scholar-Athlete (2016-2017)
- ✦ 2018 Heisman Trophy finalist after he completed 370-of-530 passes (69.81 percent) for 4,843 yards with 50 TDs and only eight interceptions in 14 games
- ✦ Threw for 455 yards, completing 33-of-44 passes with a Big Ten Conference record six TDs and two interceptions in a win vs. Indiana (10/6)
- ✦ Set Ohio State single-game records in completions (49), pass attempts (73) and yards (470) at Purdue (10/20)
- ✦ Completed 20-of-31 passes for 396 yards with six TDs, tying the Big Ten Conference record in TD passes in a win vs. No. 4 Michigan (11/24)
- ✦ Connected on 22-of-34 passes for 263 yards and three TDs in a Rose Bowl victory vs. No. 9 Washington (1/1)
- ✦ Registered several Big Ten Conference records, including single-season passing yards (4,831), single-season pass completions (373), single-season TD passes (50), single-season total offense (4,939 yards), single-season total TDs responsible for (54), career passing efficiency (173.98) and single-game TD passes (six; vs. Indiana (10/6) and Michigan (11/24))

PERSONAL

- ✦ Attended Bullis School in Potomac, Maryland
- ✦ Selected as a part of the first-team consensus All-Maryland team
- ✦ Earned Washington Post all-metro honors and Interstate Athletic Conference (IAC) player of the year honors as a senior
- ✦ Named to the Under Armour All-American game
- ✦ Consensus 4-star prospect (ESPN, Rivals, 247Sports, Scout)
- ✦ Threw for 1,963 yards and 24 TDs as a junior and was named the Maryland Gatorade Player of the Year
- ✦ Completed 170-of-286 passes his senior year, amassing 2,217 yards and 20 TDs
- ✦ Son of Tamara and Dwayne Haskins Sr.
- ✦ Majored in journalism
- ✦ Born on May 3, 1997

DWAYNE HASKINS' NFL REGULAR SEASON PASSING STATISTICS

DATE	TEAM	GP	GS	ATT.	CMP.	PCT.	YDS	AVG.	TD	INT.	LG	SK	LST	RATE
2019	Washington	9	7	203	119	58.6	1,365	6.7	7	7	75t	29	204	76.1
2020	Washington	7	6	241	148	61.4	1,439	6.0	5	7	50	20	141	73.0
TOTALS		16	13	444	267	60.1	2,804	6.3	12	14	75T	49	345	74.4

DWAYNE HASKINS' NFL POSTSEASON PASSING STATISTICS

DATE	TEAM	GP	GS	ATT.	CMP.	PCT.	YDS	AVG.	TD	INT.	LG	SK	LST	RATE
2020	Washington	0	0	0	0	0.0	0	0.0	0	0	0	0	0	0.0
TOTALS		0	0	0	0	0.0	0	0.0	0	0	0	0	0	0.0

DWAYNE HASKINS' NFL REGULAR SEASON RUSHING STATISTICS

DATE	TEAM	NO.	YDS.	AVG.	LG	TD
2019	Washington	20	101	5.1	23	0
2020	Washington	20	46	2.3	19	1
TOTALS		40	147	3.7	23	1

DWAYNE HASKINS' NFL POSTSEASON RUSHING STATISTICS

DATE	TEAM	NO.	YDS.	AVG.	LG	TD
2020	Washington	0	0	0.0	0	0
TOTALS		0	0	0.0	0	0

DWAYNE HASKINS' NFL REGULAR SEASON PASSING/RUSHING STATISTICS

DATE	TEAM	GP	GS	PASSING											RUSHING				
				ATT.	CMP.	PCT.	YDS	AVG.	TD	INT.	LG	SK	LST	RATE	NO.	YDS.	AVG.	LG	TD
2019	Washington	9	7	203	119	58.6	1,365	6.7	7	7	75t	29	204	76.1	20	101	5.1	23	0
2020	Washington	7	6	241	148	61.4	1,439	6.0	5	7	50	20	141	73.0	20	46	2.3	19	1
TOTALS		16	13	444	267	60.1	2,804	6.3	12	14	75T	49	345	74.4	40	147	3.7	23	1

DWAYNE HASKINS' NFL POSTSEASON PASSING/RUSHING STATISTICS

DATE	TEAM	GP	GS	PASSING											RUSHING				
				ATT.	CMP.	PCT.	YDS	AVG.	TD	INT.	LG	SK	LST	RATE	NO.	YDS.	AVG.	LG	TD
2020	Washington	0	0	0	0	0.0	0	0.0	0	0	0	0	0	0.0	0	0	0.0	0	0
TOTALS		0	0	0	0	0.0	0	0.0	0	0	0	0	0	0.0	0	0	0.0	0	0

SINGLE-GAME HIGHS: QUARTERBACK

Pass Attempts 55 vs. Seattle Seahawks, Dec 20, 2020
45 vs. Baltimore Ravens, Oct 04, 2020

Pass Completions 38 vs. Seattle Seahawks, Dec 20, 2020
32 vs. Baltimore Ravens, Oct 04, 2020

Yards Passing 314 vs. Baltimore Ravens, Oct 04, 2020
295 vs. Seattle Seahawks, Dec 20, 2020

TD Passes 2 at Cleveland Browns, Sep 27, 2020
2 vs. New York Giants, Dec 22, 2019
...2 more at 2.

Long Passes 75t vs. Philadelphia Eagles, Dec 15, 2019
50 vs. Carolina Panthers, Dec 27, 2020

Completion Percentage 80.0 vs. New York Giants, Dec 22, 2019
71.1 vs. Baltimore Ravens, Oct 04, 2020

Passer Rating 143.2 vs. New York Giants, Dec 22, 2019
121.3 vs. Philadelphia Eagles, Dec 15, 2019

Rush Attempts 7 vs. Philadelphia Eagles, Sep 13, 2020
4 at San Francisco 49ers, Dec 13, 2020
...2 more at 4.

Rushing Yards 28 vs. Seattle Seahawks, Dec 20, 2020
28 vs. Detroit Lions, Nov 24, 2019

Longest Runs 23 vs. Philadelphia Eagles, Dec 15, 2019
19 vs. Philadelphia Eagles, Sep 13, 2020

Rushing TDs 1 vs. Baltimore Ravens, Oct 04, 2020

300-YARD PASSING GAMES (1): REGULAR SEASON

DATE	TEAM	NO.	YDS.	AVG.	LG	TD
10/04/20	RAVENS	32	314	9.8	40	0

2019 GAME-BY-GAME REGULAR-SEASON STATISTICS (WASHINGTON)

DATE	OPPONENT	P/S	PASSING											RUSHING				W/L	SCORE
			ATT	CMP	YDS	PCT	Y/A	Y/C	TD	INT	LG	SK/YD	RATE	ATT	YDS	LG	TD		
09/08	at Eagles																	L	27-32
09/15	Cowboys																	L	21-31
09/23	Bears																	L	15-31
09/29	at Giants	P	17	9	107	52.9	6.3											L	3-24
10/06	Patriots																	L	7-33
10/13	at Dolphins																	W	17-16
10/20	49ers																	L	0-9
10/24	at Vikings	P	5	3	33	60.0	6.6											L	9-19
11/03	at Bills	S	22	15	144	68.2	6.5											L	9-24
11/17	Jets	S	35	19	214	54.3	6.1											L	17-34
11/24	Lions	S	29	13	156	44.8	5.4											W	19-16
12/01	at Panthers	S	25	13	147	52.0	5.9											W	29-21
12/08	at Packers	S	27	16	170	59.3	6.3											L	15-20
12/15	Eagles	S	28	19	261	67.9	9.3											L	27-37
12/22	Giants	S	15	12	133	80.0	8.9											L	35-41+
12/29	at Cowboys																	L	16-47
NOT ON ROSTER																			
2019 TOTALS		9-7	203	119	1,365	58.6	6.7	11.5	7	7	757	29/204	76.1	20	101	23	0	3-13	


+ - Overtime

2020 GAME-BY-GAME REGULAR-SEASON STATISTICS (WASHINGTON)

DATE	OPPONENT	P/S	PASSING											RUSHING				W/L	SCORE
			ATT	CMP	YDS	PCT	Y/A	Y/C	TD	INT	LG	SK/YD	RATE	ATT	YDS	LG	TD		
09/13	Eagles																	W	27-17
09/20	at Cardinals	S	33	19	223	57.6	6.8	11.7	1	0	30	4/24	88.3	1	8	8	0	L	15-30
09/27	at Browns	S	37	21	224	56.8	6.1	10.7	2	3	33	3/18	58.8	2	2	2	0	L	20-34
10/04	Ravens	S	45	32	314	71.1	7.0	9.8	0	0	40	3/40	90.4	3	3	2	1	L	17-31
10/11	Rams																	L	10-30
10/18	at Giants																	L	19-20
10/25	Cowboys																	W	25-3
11/08	Giants																	L	20-23
11/15	at Lions																	L	27-30
11/22	Bengals																	W	20-9
11/26	at Cowboys																	W	41-16
12/07	at Steelers																	W	23-17
12/13	at 49ers	P	12	7	51	58.3	4.3	7.3	0	0	13	1/8	68.4	4	-12	-2	0	W	23-15
12/20	Seahawks	S	55	38	295	69.1	5.4	7.8	1	2	30	4/26	72.9	3	28	12	0	L	15-20
12/27	Panthers	S	28	14	154	50.0	5.5	11.0	0	2	50	2/6	36.9	0	0	0	0	L	13-20
01/03	at Eagles																	W	20-14
DID NOT PLAY																			
2020 TOTALS		6-5	210	131	1,261	62.4	6.0	9.6	4	7	50	17/122	71.5	13	29	12	1	7-9	

2020 GAME-BY-GAME POSTSEASON STATISTICS (WASHINGTON)

DATE	OPPONENT	P/S	PASSING											RUSHING				W/L	SCORE
			ATT	CMP	YDS	PCT	Y/A	Y/C	TD	INT	LG	SK/YD	RATE	ATT	YDS	LG	TD		
01/09	Buccaneers																	L	23-31
DID NOT PLAY																			
2020 TOTALS		0-0	0	0	0	0.0	0.0	0.0	0	0	0	0/0	0.0	0	0	0	0	0-1	



J.C. HASSENAUER

CENTER

HEIGHT: 6-2 BIRTHPLACE: Woodbury, MN
 WEIGHT: 295 HOW ACQUIRED: FA '19
 COLLEGE: Alabama NFL EXPERIENCE: 2nd year
 BORN: Sep. 15, 1995 (25)

PRO CAREER

- ✦ Has played in 15 games (four starts) in three-year career (Falcons 2018; Steelers 2019-20)
- ✦ Made NFL debut in Week 1 of 2020 at N.Y. Giants
- ✦ Made NFL starting debut in Week 12 vs. Baltimore

2020 (STEELERS)

- ✦ Played in 15 regular-season games (four starts)
- ✦ Made NFL debut in Week 1 of 2020 at N.Y. Giants
- ✦ Made NFL starting debut in Week 12 vs. Baltimore

2019 (STEELERS)

- ✦ Spent training camp with Pittsburgh and had a stint on the Steelers practice squad
- ✦ Promoted to the Pittsburgh active roster for Week 17 at Baltimore

2018 (FALCONS)

- ✦ Spent training camp with Atlanta and had a stint on the Falcons practice squad

TRANSACTIONS

- ✦ Signed a one-year contract with Pittsburgh on Mar. 4, 2021
- ✦ Promoted to the Steelers active roster from the practice squad on Dec. 24, 2019
- ✦ Signed to the Pittsburgh practice squad on Nov. 21, 2019
- ✦ Waived by the Steelers on Aug. 31, 2019
- ✦ Signed a one-year contract with Pittsburgh on Apr. 5, 2019
- ✦ Signed to the Atlanta practice squad on Sept. 2, 2018
- ✦ Waived by the Falcons on Sept. 1, 2018
- ✦ Signed as an undrafted free agent by Atlanta after the 2018 NFL Draft

COLLEGE

- ✦ A top reserve on Alabama's offensive line for four seasons (2013-17)
- ✦ Played in 24 career games (three starts) for the Crimson Tide, including vs. Georgia in the 2017 CFP National Championship Game
- ✦ Served as Alabama's backup center in 2016 and appeared in nine games

PERSONAL

- ✦ Attended East Ridge High School (Woodbury, Minn.)
- ✦ Rated as one of the top center prospects coming out of high school by 247Sports, ESPN and Rivals.com
- ✦ Consensus No. 2 player in the state of Minnesota as a senior
- ✦ Full name: J.C. Hassenauer

J.C. HASSENAUER'S NFL REGULAR SEASON STATISTICS

DATE	TEAM	GP	GS
2018	Falcons	0	0
2019	Steelers	0	0
2020	Steelers	15	4
NFL TOTALS		15	4

J.C. HASSENAUER'S NFL POSTSEASON STATISTICS

DATE	TEAM	GP	GS
2020	Steelers	1	0
NFL TOTALS		1	0

2018 GAME-BY-GAME REGULAR-SEASON STATISTICS (FALCONS)

DATE	OPPONENT	P/S		W/L	SCORE
09/06	at Eagles		PRACTICE SQUAD	L	12-18
09/16	Panthers		PRACTICE SQUAD	W	31-24
09/23	Saints		PRACTICE SQUAD	L	37-43+
09/30	Bengals		PRACTICE SQUAD	L	36-37
10/07	at Steelers		PRACTICE SQUAD	L	17-41
10/14	Buccaneers		PRACTICE SQUAD	W	34-29
10/22	Giants		PRACTICE SQUAD	W	23-20
2018 TOTALS		0-0		3-4	

+ - Overtime

2019 GAME-BY-GAME REGULAR-SEASON STATISTICS (STEELERS)

DATE	OPPONENT	P/S		W/L	SCORE
09/08	at Patriots		DID NOT PLAY	L	3-33
12/29	at Ravens		DID NOT PLAY (NON-INJURY)	L	10-28
2019 TOTALS		0-0		0-2	

2020 GAME-BY-GAME REGULAR-SEASON STATISTICS (STEELERS)

DATE	OPPONENT	P/S		W/L	SCORE
09/14	at Giants	P		W	26-16
09/20	Broncos		DID NOT PLAY (NON-INJURY)	W	26-21
09/27	Texans	P		W	28-21
10/11	Eagles	P		W	38-29
10/18	Browns	P		W	38-7
10/25	at Titans	P		W	27-24
11/01	at Ravens	P		W	28-24
11/08	at Cowboys	P		W	24-19
11/15	Bengals	P		W	36-10
11/22	at Jaguars	P		W	27-3
12/02	Ravens	S		W	19-14
12/07	Washington	S		L	17-23
12/13	at Bills	P		L	15-26
12/21	at Bengals	S		L	17-27
12/27	Colts	P		W	28-24
01/03	at Browns	S		L	22-24
2020 TOTALS		15-4		12-4	

2020 GAME-BY-GAME POSTSEASON STATISTICS (STEELERS)

DATE	OPPONENT	P/S		W/L	SCORE
01/10	Browns	P		L	37-48
2020 TOTALS		1-0		0-1	



CAMERON HEYWARD

DEFENSIVE TACKLE

HEIGHT: 6-5

BIRTHPLACE Pittsburgh, PA

WEIGHT: 295

HOW ACQUIRED: D1 '11

COLLEGE: Ohio State

NFL EXPERIENCE: 11th year

BORN: May, 6, 1989 (32)

AP AP

PRO CAREER

- ✦ Six-time team captain (2015, 2016, 2017, 2018, 2019, 2020)
- ✦ Four-time Pro Bowler (2017, 2018, 2019, 2020)
- ✦ Two-time Associated Press First Team All-Pro (2017, 2019)
- ✦ Two-time Steelers Walter Payton Man of the Year (2015, 2018)
- ✦ Two-time recipient of the Pro Football Writers' "The Chief Award" (2014 and 2019), which was established in honor of the Steelers' founder, Arthur J. Rooney, Sr., and is presented annually to the Steeler that best exemplifies the spirit of cooperation with the media
- ✦ Joined Joe Greene (four times) as the only interior defensive linemen (DT-NT) in franchise history to be voted Associated Press first-team All-Pro more than once
- ✦ Only defensive linemen in franchise history with 8.0 or more sacks in at least three seasons (2017, 2018, 2019)
- ✦ Drafted by the Steelers in the first round (31st overall) of the 2011 NFL Draft
- ✦ Played in 149 games (114 starts) over his 10-year NFL career
- ✦ Registered 451 tackles, 136 quarterback hits, 86 tackles for loss, 58.0 sacks, 33 passes defended, six forced fumbles, five fumble recoveries and one interception
- ✦ Entering 2021, has the second-most sacks (58.0) in team history among defensive linemen and seventh-most among all Steelers since the stat became official in 1982
- ✦ Entering 2021, has registered 10 multi-sack games in his NFL regular-season career, which ranks sixth in franchise history
- ✦ His 58.0 career sacks are the third-most among active defensive tackles in the League
- ✦ Ranks second in tackles (137), fourth in sacks (13.0), fourth in tackles for loss (18) and tied for seventh in quarterback hits (41) among NFL defensive tackles since 2019

2020 (STEELERS)

- ✦ Named a defensive captain for the sixth time (sixth consecutive)
- ✦ Started all 15 games he played in during the regular season and one playoff game
- ✦ Recorded 54 tackles, 4.0 sacks, 19 quarterback hits, seven tackles for a loss and three passes defended
- ✦ Registered the first interception of his career in Week 1 at New York Giants (game 135 and start 100)
- ✦ His interception halted a Giants' drive that opened at its own 9-yard line and marched 87 yards on 19 plays, taking New York down to the Steelers' 4-yard line

2019 (STEELERS)

- ✦ Named a defensive captain for the fifth time (fifth consecutive)
- ✦ Started all 16 games
- ✦ Recorded 83 tackles, 9.0 sacks, 22 quarterback hits, 11 tackles for a loss and six passes defended
- ✦ Ranked second on the team in quarterback hits, third in sacks and third in TFLs
- ✦ Led all NFL defensive linemen in tackles
- ✦ His 83 tackles were the most by a Steelers defensive lineman since Donald Evans had 84 in 1993
- ✦ Registered seven or more tackles in three different games
- ✦ His 22 quarterback hits were the second-most among all defensive tackles in the NFL
- ✦ Recorded three or more quarterback hits in three separate games
- ✦ Joined Aaron Donald as the only defensive tackles in the League with at least three QB hits in three or more games
- ✦ His 9.0 sacks were the second-most among all defensive tackles in the NFL
- ✦ His 11 TFLs were the fourth-most among all defensive tackles in the NFL

2018 (STEELERS)

- ✦ Named a defensive team captain for the fourth straight season
- ✦ Started all 16 regular season games for the third time in his career
- ✦ Finished the season with 51 tackles (29 solo), 8.0 sacks (second on the team), 18 quarterback hits (second on the team), three pass breakups, one forced fumble and one fumble recovery
- ✦ Surpassed Aaron Smith for the second-most sacks by a Steelers defensive lineman and seventh-most sacks by a Steeler since sacks became an official statistic in 1982

2017 (STEELERS)

- ✦ Named a defensive team captain for the third straight season
- ✦ Started all 15 of the regular-season games he played in
- ✦ Finished the season with a career-high 12.0 sacks, 45 tackles (30 solo), 22 quarterback hits, 16 tackles for loss, two forced fumbles and one fumble recovery
- ✦ Recorded four multi-sack performances, tying for most in the league
- ✦ His 12.0 sacks tied for third-most among AFC defensive linemen and tied for sixth among all NFL defensive linemen in sacks
- ✦ Named AFC Defensive Player of the Week for his Week 4 performance at Baltimore (10/1)
- ✦ Registered the third multi-sack game in his regular-season career and credited with a forced fumble and fumble recovery
- ✦ Named AFC Defensive Player of the Week for his Week 12 performance vs. Green Bay (11/26)
- ✦ Registered the fifth game of his regular-season career with multiple sacks
- ✦ Added six tackles (three solo), two tackles for losses and three quarterback hits
- ✦ Surpassed Clark Haggans (32.0) for the 10th-most sacks by a Steeler since sacks became an official statistic in 1982
- ✦ Established a single-game high for sacks in the first half of a game with 2.0 at Houston in Week 16
- ✦ First Steelers defensive lineman to record at least 2.0 sacks in the first half of a game since Nov. 9, 2009 (Brett Keisel at Denver)
- ✦ Surpassed Lawrence Timmons and Kevin Greene (35.5) for the eighth-most sacks by a Steeler since sacks became an official statistic in 1982

2016 (STEELERS)

- ✦ Named a defensive team captain for the second straight season
- ✦ Started seven games during the regular season
- ✦ Inactive for two games due to a left hamstring injury (10/16 at Miami and 10/23 vs. New England)
- ✦ Placed on the team's Reserve/Injured List due to a pectoral injury on November 19, and missed the remainder of the regular season and postseason
- ✦ Recorded a single-game career-high 3.0 sacks
- ✦ Fourth defensive end in franchise history to record at least 3.0 sacks in a single game and the first since Ray Seals in 1994 (11/6 at Houston) since sacks became an official statistic in 1982

2015 (STEELERS)

- ✦ Named a defensive team captain for the first time in his career
- ✦ Started all 16 regular-season games for the second consecutive season
- ✦ Led the team with 7.0 sacks during the regular season
- ✦ Has recorded at least 5.0 sacks in three straight seasons, becoming the second defensive end (Keith Willis) to record 5.0 sacks in three or more consecutive seasons since sacks became an official statistic in 1982
- ✦ Started both postseason contests
- ✦ Recorded a strip sack in the second quarter of the Wild Card victory Cincinnati, the first sack and forced fumble of his career in the postseason

2014 (STEELERS)

- ✦ Started all 16 games during the regular season for the first time in his career
- ✦ Set a then career-high with 7.5 sacks on the season
- ✦ First defensive lineman to lead or tie for the team lead in sacks since Aaron Smith (2004)
- ✦ Recorded 1.5 sacks, the first multi-sack game of his career and the first Steelers' defensive end to record a multi-sack game since Brett Keisel (12/23/12 vs. Cincinnati)
- ✦ Started the lone postseason contest

2013 (STEELERS)

- ✦ Played in all 16 games, making a then career-best 13 starts
- ✦ Started his first career game 9/22 vs. Chicago
- ✦ Recorded 5.0 sacks on the season, his first season with at least five quarterback takedowns
- ✦ Recorded a career-high 12 tackles, and one sack, in Week 14 vs. Miami

2012 (STEELERS)

- ✦ Saw action on the defensive line and on special teams in all 16 contests

2011 (STEELERS)

- ✦ Saw action in all 16 regular-season games and the lone postseason contest in his rookie season
- ✦ Totaled one sack, two pass breakups and one forced fumble in the regular season
- ✦ Registered his first career sack and forced fumble in the fourth quarter in Week 5 vs. Tennessee

TRANSACTIONS

- ✦ Signed four-year contract extension with Pittsburgh on Sept. 6, 2020
- ✦ Signed six-year contract with the Steelers on July 16, 2015
- ✦ Pittsburgh exercised fifth-year option on April 22, 2014
- ✦ Signed four-year contract with the Steelers on July 29, 2011
- ✦ Drafted by Pittsburgh in the first round (31st overall) of the 2011 NFL Draft

COLLEGE

- ✦ Started 46-of-52 games at Ohio State (2007-10)
- ✦ Recorded 163 tackles, 37.5 tackles for loss, 15.0 sacks and six quarterback pressures
- ✦ Recovered two fumbles, including one in the end zone for a touchdown
- ✦ Had one interception, and he returned it 80 yards, which, at the time, ranked as the seventh longest return by a Buckeye in school history and the longest interception return by a defensive lineman
- ✦ Forced two fumbles
- ✦ Earned first-team All-Big Ten Conference honors and the Bill Willis Award, given by the OSU coaches to the team's Outstanding Defensive Player in 2010
- ✦ Earned second-team All-Big Ten Conference honors and was the recipient of the Jack Stephenson Award, given by the coaching staff to the team's outstanding defensive lineman in 2009
- ✦ Garnered Freshman All-American honors from Rivals.com, Scout.com and The Sporting News in 2007
- ✦ Graduated with a degree in human development

PERSONAL

- ✦ Attended Peachtree Ridge High School (Suwanee, Ga.)
- ✦ Named 2006 Georgia Class 5A Defensive Player of the Year, helping Peachtree Ridge capture the state championship as a senior
- ✦ Totaled 88 tackles and 11.0 sacks during his senior campaign
- ✦ Son of former NFL and University of Pittsburgh running back Craig "Ironhead" Heyward and Charlotte Heyward Blackwell
- ✦ Cameron's stepfather, Cory Blackwell, played football at Wisconsin
- ✦ Married to Allie
- ✦ Couple has one son, Callen Grey, and two daughters, Chloe and Caia
- ✦ Started his foundation, "The Heyward House" in May 2015
- ✦ Full name: Cameron Phillips Heyward

DATE	TEAM	GP	GS	TK	S	TACKLES				INTERCEPTIONS				O. FUMB				ST				MISC			
						A	TFL	YDS	SK	YDS	QBH	NO	YDS	LG	TD	FF	FR	YDS	TK	S	A	FF	FR	S	A
2011	Steelers	16	0	11	10	1	0	0	1.0	8.0	3	0	0	0	1	1	0	0	0	0	0	0	0		
2012	Steelers	16	0	20	13	7	2	0	1.5	5.0	3	0	0	0	0	0	0	0	0	0	0	0			
2013	Steelers	16	13	59	35	24	7	51	5.0	41.0	10	0	0	0	7	0	1	8	0	0	0	0			
2014	Steelers	16	16	53	33	20	11	54	7.5	47.0	16	0	0	0	4	0	0	0	0	0	0	0			
2015	Steelers	16	16	54	39	15	15	69	7.0	35.0	13	0	0	0	2	1	0	0	0	0	0	0			
2016	Steelers	7	21	17	4	4	18	3	16.0	5	0	0	0	4	0	1	0	0	0	0	0	0			
2017	Steelers	15	15	30	15	18	0	18	0.0	71.0	22	0	0	0	3	2	1	0	0	0	0	0			
2018	Steelers	16	16	51	29	120	10	55	8.0	60.0	18	0	0	0	3	1	0	0	0	0	0	0			
2019	Steelers	16	16	83	51	32	11	53	9.0	61.0	23	0	0	0	6	1	1	0	0	0	0	0			
2020	Steelers	15	15	54	30	24	7	20	4.0	28.5	19	1	0	0	3	0	0	0	0	0	0	0			
NFL TOTALS		149	114	451	287	164	83	398	58.0	372.5	132	1	0	0	33	6	5	9	0	0	0	0			

DATE	TEAM	GP	GS	TACKLES										INTERCEPTIONS				O. FUMB			ST			MISC	
				TK	S	A	FL	YDS	SK	YDS	QBH	NO	YDS	LG	TD	PD	FF	FR	YDS	TK	S	A	FF	FR	S
2011	Steelers	1	0	4	3	1	0	0	0.0	0.0	0	0	0	0	0	0	0	0	0	0	0	0	0	0	
2014	Steelers	1	1	2	2	0	0	0	0.0	0.0	2	0	0	0	0	0	0	0	0	0	0	0	0	0	
2015	Steelers	2	2	1	1	0	0	1.0	11.0	4	0	0	0	0	1	0	0	0	0	0	0	0	0	0	
2017	Steelers	1	1	1	1	0	1	2	0.0	0.0	0	0	0	0	0	0	0	0	0	0	0	0	0	0	
2020	Steelers	1	1	1	1	0	0	0	0.0	0.0	0	0	0	0	1	0	0	0	0	0	0	0	0	0	
NFL TOTALS		6	5	9	8	1	1	2	1.0	11.0	6	0	0	0	1	1	0	0	0	0	0	0	0	0	

Total Tackles	10 vs. Miami Dolphins, Dec 08, 2013	Fumble Recoveries	1 vs. Cleveland Browns, Dec 01, 2019
	9 vs. Buffalo Bills, Dec 15, 2019		1 at Jacksonville Jaguars, Nov 18, 2018
Sacks	3.0 vs. Kansas City Chiefs, Oct 02, 2016	Tackles For Loss	...3 more at 1.
	2.5 vs. Cincinnati Bengals, Sep 30, 2019		3 vs. Kansas City Chiefs, Oct 02, 2016
Passes Defensed	2 vs. Los Angeles Rams, Nov 10, 2019	Interceptions	2 vs. Cincinnati Bengals, Dec 30, 2018
	2 vs. Kansas City Chiefs, Oct 02, 2016		...15 more at 2.
Forced Fumbles	...2 more at 2.		1 at New York Giants, Sep 14, 2020
	1 vs. Cincinnati Bengals, Sep 30, 2019		
	1 vs. Kansas City Chiefs, Sep 16, 2018		
	...4 more at 1.		

Total Tackles	4 at Denver Broncos, Jan 08, 2012	Forced Fumbles	1 at Cincinnati Bengals, Jan 09, 2016
	2 vs. Baltimore Ravens, Jan 03, 2015	Tackles For Loss	1 vs. Jacksonville Jaguars, Jan 14, 2018
	1 vs. Cleveland Browns, Jan 10, 2021		
	1 vs. Jacksonville Jaguars, Jan 14, 2018		
	1 at Cincinnati Bengals, Jan 09, 2016		
Sacks	1.0 at Cincinnati Bengals, Jan 09, 2016		
Passes Defensed	1 vs. Cleveland Browns, Jan 10, 2021		

All-Purpose Yards	11 vs. Baltimore Ravens, Oct 20, 2013	Kickoff Return Yards	11 vs. Baltimore Ravens, Oct 20, 2013
	8 at Cleveland Browns, Nov 24, 2013	Longest Kickoff Return	11 vs. Baltimore Ravens, Oct 20, 2013
Kickoff Returns	1 vs. Baltimore Ravens, Oct 20, 2013		

[illegible]

—2 — 2 — 2 — 2 — 2 — 2 — 2 — 2 —

DATE	OPPONENT	P/S	TACKLES							INTERCEPTIONS				O. FUMB.			ST			MISC.		W/L	SCORE		
			TK	S	A	SK	YDS	TFL	YDS	QBH	N	YDS	LG	TD	PD	FF	FR	YDS	TK	S	A			FF	FR
09/14	at Giants	S	1	1	0	0.0	0.0	0	0	0	1	0	0	0	0	0	0	0	0	0	0	0	0	W	26-16
09/20	Broncos	S	3	1	2	0.5	4.0	1	2	4	0	0	0	0	0	0	0	0	0	0	0	0	0	W	26-21
09/27	Texans	S	2	2	0	0.0	0.0	0	0	1	0	0	0	0	0	0	0	0	0	0	0	0	0	W	28-21
10/11	Eagles	S	2	2	0	1.0	5.0	1	5	1	0	0	0	0	0	0	0	0	0	0	0	0	0	W	38-29
10/18	Browns	S	8	6	2	0.0	0.0	1	1	1	0	0	0	0	0	0	0	0	0	0	0	0	0	W	38-7
10/25	at Titans	S	2	0	2	0.0	0.0	0	0	1	0	0	0	0	0	0	0	0	0	0	0	0	0	W	27-24
11/01	at Ravens	S	5	4	1	0.0	0.0	0	0	0	0	0	0	0	0	0	0	0	0	0	0	0	0	W	28-24
11/08	at Cowboys	S	4	3	1	0.5	8.5	1	2	3	0	0	0	0	0	0	0	0	0	0	0	0	0	W	24-19
11/15	Bengals	S	2	0	2	0.0	0.0	0	0	2	0	0	0	0	0	0	0	0	0	0	0	0	0	W	36-10
11/22	at Jaguars	S	5	1	4	0.0	0.0	0	0	1	0	0	0	0	0	0	0	0	0	0	0	0	0	W	27-3
12/02	Ravens	S	2	1	1	1.0	8.0	1	8	1	0	0	0	0	0	0	0	0	0	0	0	0	0	W	19-14
12/07	Washington	S	3	1	2	0.0	0.0	0	0	2	0	0	0	0	1	0	0	0	0	0	0	0	0	L	17-23
12/13	at Bills	S	3	2	1	0.0	0.0	0	0	0	0	0	0	1	0	0	0	0	0	0	0	0	0	L	15-26
12/21	at Bengals	S	7	4	3	0.0	0.0	1	0	0	0	0	0	0	0	0	0	0	0	0	0	0	0	L	17-27
12/27	Colts	S	5	2	3	1.0	3.0	1	3	2	0	0	0	0	0	0	0	0	0	0	0	0	0	W	28-24
01/03	at Browns										ON INACTIVE LIST												L	22-24	
2020 TOTALS			15-15	54	30	24	4.0	28.5	7	20	19	1	0	0	0	3	0	0	0	0	0	0	0	0	12-4

2011 GAME-BY-GAME POSTSEASON STATISTICS (STEELERS)

TACKLES										INTERCEPTIONS					O. FUMB			ST			MISC		SCORE					
DATE	OPPONENT	P/S	TK	S	A	SK	YDS	TFL	YDS	QBH	NO	YDS	LG	TD	PD	FF	FR	YDS	TK	S	A	FF		FR	YDS	S	A	W/L
01/08	at Broncos	P	4	3	1	0.0	0.0	0	0	0	0	0	0	0	0	0	0	0	0	0	0	0	0	0	0	0	L	23-29+
2011 TOTALS		1-0	4	3	1	0.0	0.0	0	0	0	0	0	0	0	0	0	0	0	0	0	0	0	0	0	0	0	0-1	
+ = Overtime																												

2014 GAME-BY-GAME POSTSEASON STATISTICS (STEELERS)

[illegible]

2015 GAME-BY-GAME POSTSEASON STATISTICS (STEELERS)

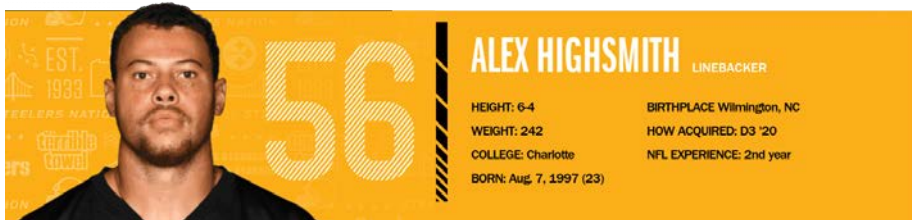
[illegible]

2017 GAME-BY-GAME POSTSEASON STATISTICS (STEELERS)

[illegible]

2020 GAME-BY-GAME POSTSEASON STATISTICS (STEELERS)

[illegible]



- ✦ Played in 16 games (five starts) as a rookie in 2020
- ✦ Registered 42 tackles, 26 solo stops, five tackles for loss, 2.0 sacks, six quarterback hits, one interception and one pass defended
- ✦ Recorded six tackles, four solo, on special teams
- ✦ Made NFL debut in Week 1 of 2020 at N.Y. Giants

- ◆ Registered 42 tackles, 26 solo stops, five tackles for loss, 2.0 sacks, six quarterback hits, one interception and one pass defended
- ◆ Recorded six tackles, four solo, on special teams
- ◆ Entered the starting lineup in Week 13 vs. Washington
- ◆ Intercepted his first career pass in Week 8 at Baltimore

- ✦ Signed a four-year contract with Pittsburgh on July 21, 2020
- ✦ Drafted by the Steelers in the third round (102nd overall) of the 2020 NFL Draft

- ★ Four-year letterwinner at Charles (2015-19)
- ★ Owns school records for sacks in a game (4.5), season (14.0) and career (20.0) and tackles for loss in a game (5.0) and season (21.5)
- ★ Ranks second in school history with 46.0 tackles for loss and fifth with 185 career tackles
- ★ 2020 NFL Combine participant
- ★ Named to the 2020 NFL All-Combine Team as an edge rusher
- ★ 2020 East-West Shrine Bowl
- ★ 2019 Third Team All-America by both AP and Pro Football Focus
- ★ First 49er to earn all-America honors
- ★ 2020 East-West Shrine Bowl
- ★ 2018 and 2019 First Team All-Conference USA (coaches)
- ★ First 49er to be named first-team All-C-USA twice
- ★ 2019 First Team All-C-USA by PFF and Phil Steele
- ★ Ranked fourth in the nation in sacks (14.0) and fifth in tackles for loss (21.5) in 2019
- ★ Named to PFF's 2019 All-Draft Stock Team for those players whose draft stock rose the most this season
- ★ Starting DE in 49ers' first-ever bowl game (2019 Bahamas Bowl)
- ★ 2019 Team Captain
- ★ 2019 Chuck Bednarik Award (Defensive Player of the Year) Watch List
- ★ 2019 Burlsworth Trophy Semifinalist
- ★ 2018 first-team all-C-USA by PFF and second team by Phil Steele
- ★ Joined the 49ers for the 2015 season as a walk-on
- ★ Earned scholarship during the summer of 2017
- ★ Graduated with a degree in exercise science

- ◆ Attended Eugene Ashley High School (Wilmington, North Carolina)
- ◆ Parents are Sam and Pam Highsmith
- ◆ Has a sister, Lauryn
- ◆ A/B Honor Roll throughout high school
- ◆ National Honor Society
- ◆ Also played basketball and baseball

TACKLES										INTERCEPTIONS								O. FUMBS						ST				MISC	
DATE	TEAM	GP	GS	TK	S	A	TFL	YDS	SK	YDS	QBH	NO	YDS	LG	TD	PD	FF	FR	FUMBS	TK	S	A	FF	FR	S	A			
2020	Steelers	16	5	42	26	16	5	22	2.0	16.0	6	1	2	2	0	1	0	0	0	6	4	2	0	0	0	0	0		
NFL TOTALS		16	5	42	26	16	5	22	2.0	16.0	6	1	2	2	0	1	0	0	0	6	4	2	0	0	0	0	0		

[illegible]

Total Tackles	9 at Cleveland Browns, Jan 03, 2021	Interceptions	1 at Baltimore Ravens, Nov 01, 2020
	7 vs. Indianapolis Colts, Dec 27, 2020	Interception Return Yards	2 at Baltimore Ravens, Nov 01, 2020
Sacks	1.0 at Cleveland Browns, Jan 03, 2021	Special Teams Tackles	3 vs. Cleveland Browns, Oct 18, 2020
	1.0 at Dallas Cowboys, Nov 08, 2020		1 vs. Indianapolis Colts, Dec 27, 2020
Passes Defensed	1 at Baltimore Ravens, Nov 01, 2020		...2 more at 1.
Tackles For Loss	1 at Cleveland Browns, Jan 03, 2021		
	1 at Buffalo Bills, Dec 13, 2020		
	...3 more at 1.		

Total Tackles 2 vs. Cleveland Browns. Jan. 10, 2021

DATE	OPPONENT	P/S	TACKLES							INTERCEPTIONS				O. FUMB			ST			MISC			W/L	SCORE	
			TK	S	A	SK	YDS	TFL	YDS	QBH	NO	YDS	LG	TD	PD	FF	FUR	YDS	TK	S	A	FF			S
09/14	at Giants	P	1	1	0	0.0	0.0	0	0	0	0	0	0	0	0	0	0	0	0	0	0	0	0	W	26-16
09/20	Broncos	P	0	0	0	0.0	0.0	0	0	0	0	0	0	0	0	0	0	0	0	0	0	0	0	W	26-21
09/27	Texans	P	1	1	0	0.0	0.0	1	1	0	0	0	0	0	0	0	0	0	0	0	0	0	0	W	28-21
10/11	Eagles	P	1	1	0	0.0	0.0	0	0	0	0	0	0	0	0	0	0	0	0	0	0	0	0	W	38-29
10/18	Browns	P	0	0	0	0.0	0.0	0	0	0	0	0	0	0	0	0	0	3	2	1	0	0	0	W	38-7
10/25	at Titans	P	4	3	1	0.0	0.0	0	0	0	0	0	0	0	0	0	0	0	0	0	0	0	0	W	27-24
11/01	at Ravens	P	2	0	2	0.0	0.0	0	0	0	1	2	2	0	1	0	0	0	0	0	0	0	0	W	28-24
11/08	at Cowboys	P	2	2	0	1.0	6.0	1	6	1	0	0	0	0	0	0	0	1	1	0	0	0	0	W	24-19
11/15	Bengals	P	1	1	0	0.0	0.0	1	1	0	0	0	0	0	0	0	0	0	0	0	0	0	0	W	36-10
11/22	at Jaguars	P	2	2	0	0.0	0.0	0	0	0	0	0	0	0	0	0	0	0	0	0	0	0	0	W	27-3
12/02	Ravens	P	1	0	1	0.0	0.0	0	0	0	0	0	0	0	0	0	0	1	0	1	0	0	0	W	19-14
12/07	Washington	S	5	2	3	0.0	0.0	0	0	0	0	0	0	0	0	0	0	0	0	0	0	0	0	L	17-23
12/13	at Bills	S	1	1	0	0.0	0.0	1	4	1	0	0	0	0	0	0	0	0	0	0	0	0	0	L	15-26
12/21	at Bengals	S	5	3	2	0.0	0.0	0	0	1	0	0	0	0	0	0	0	0	0	0	0	0	0	L	17-27
12/27	Colts	S	7	3	4	0.0	0.0	0	0	2	0	0	0	0	0	0	0	1	1	0	0	0	0	W	28-24
01/03	at Browns	S	9	6	3	1.0	10.0	1	10	1	0	0	0	0	0	0	0	0	0	0	0	0	0	L	22-24
2020 TOTALS			16-5	42	26	3.0	26.0	5	22	6	1	2	2	0	1	0	0	6	4	2	0	0	0	12-4	

[illegible]



8

MELVIN INGRAM III

LINEBACKER

HEIGHT: 6-2

BIRTHPLACE Rockingham, NC

WEIGHT: 247

HOW ACQUIRED: FA '21

COLLEGE: South Carolina

NFL EXPERIENCE: 9th year

BORN: Apr. 26, 1989 (32)



17 18 19

PRO CAREER

Three-time Pro Bowl Selection (2017-19)

Named AFC Defensive Player of the Month for September in 2017 when he led the conference with 5.5 sacks over three games during the opening month of the season.

In 2018, became the second player in NFL history to have a sack, an interception and a rushing attempt in a single game (New York Jets LB Mo Lewis, 2000).

Posted 7.5 sacks in the first five weeks of 2017, good for the most through five games in Chargers' history.

Owens sole possession of No. 4 on the Chargers' all-time sacks list with 49 for his career.

Recorded two sacks in the 2018 AFC Wild Card at Baltimore, the first Charger with two-plus sacks in a postseason game since DE Raylee Johnson in Super Bowl XXIX against San Francisco.

Tied single-season career highs in tackles (76) and sacks (10.5) in 2017, while setting a new personal best with 22.5 tackles for loss.

In 2017, combined with DE Joey Bosa to total 23 sacks between them and rank as the No. 2 sack duo in the NFL.

2020 (CHARGERS)

Named team captain

Logged seven starts for the Chargers prior to being placed on Reserve/Injured following Week 11, his second stint on the Reserve/Injured list

In all, spent Weeks 3 to 5 and Week 12 to 17 on Reserved/Injured

Finished the season with 10 tackles (five solo), one interception, four quarterback hits, and two passes defended

His Week 1 INT marked his third in as many seasons, becoming the first defensive lineman to record an INT in each of the last three seasons

2019 (CHARGERS)

Selected to his third Pro Bowl, replacing Los Angeles Chargers DE Joey Bosa after initially being named as an alternate

Started all 13 games he played in at DE

Finished the season with 60 tackles (45 solo), four passes defended, one interception, one fumble recovery, 7.0 sacks, 11 tackles for loss and 12 quarterback hits.

Moved into sole possession of No. 4 on the Chargers all-time sacks list with 49 in his career, passing Hall of Fame LB Junior Seau (47.0), DE Raylee Johnson (46.0) and LB Shawne Merriman (43.5).

Made the NFL Network's NFL Top 100 list at #48

2018 (CHARGERS)

Selected to his second Pro Bowl

Started at DE in all 16 contests

Recorded 53 tackles (35 solo) with seven sacks and 14 tackles for loss

Broke up five passes, forced a fumble and posted the first regular-season INT of his career, returning it eight yards

Moved into sole possession of No. 7 on the Chargers all-time sacks list with 42 in his career, passing DE Burt Grossman (38.0) and DE Chris Mims (38.0)

Started both postseason games at DE...Posted nine tackles (eight solo), two sacks and three tackles for loss...Added a pass defended, a forced fumble and a recovery

Became the first Charger with two-plus sacks in a postseason game since DE Raylee Johnson did so in Super Bowl XXIX against San Francisco

Made the NFL Network's NFL Top 100 list at #76

2017 (CHARGERS)

Selected to his first Pro Bowl, replacing Los Angeles Chargers DE Joey Bosa after initially being named as an alternate

Named AFC Defensive Player of the Month for September

Led the conference with 5.5 sacks and 16 tackles (13 solo) in three games during the season's opening month

Started all 16 contests, posting 76 tackles (50 solo), 10.5 sacks, 22.5 tackles for loss, a pass defended, a forced fumble and two recoveries, including one he returned 39 yards for the first TD of his career

His 10.5 sacks ranked tied for sixth in the AFC and tied for No. 15 in the NFL in 2017

His 7.5 sacks in the first five weeks were the most through five games in Chargers history

Registered the most defensive snaps among all Los Angeles pass rushers with 891

Part of a defensive unit that ranked tied for fifth in the NFL with 43 sacks

Combined with Bosa (12.5 sacks), was the No. 2 sack duo in the NFL with 23 sacks between the two of them

2016 (CHARGERS)

Started all 16 games for the second-straight year

Totaled 66 tackles (45 solo), eight sacks and 13 tackles for loss

Added four passes defended and four forced fumbles

2015 (CHARGERS)

Started all 16 games for the first time in his career, setting career highs with 76 tackles (65 solo) and 10.5 sacks

Added 19 tackles for loss, five passes defended, four forced fumbles and a recovery

Posted at least one sack in five-straight games to close out the season

2014 (CHARGERS)

Started all nine games that he played in, missing seven games with a hip injury

Placed on injured reserve with designation to return with a hip injury on Sept. 20

Activated on Nov. 15

Registered 40 tackles (25 solo), four sacks, seven tackles for loss and two forced fumbles
Posted his first back-to-back games with sacks

2013 (CHARGERS)

Suffered a knee injury early in the offseason and began the season on the Physically Unable to Perform list before returning Dec. 8
Finished the season with 13 tackles (five solo), a sack, two tackles for loss and a forced fumble in four games played (one start)
Started both postseason contests, registering six tackles (two solo) and an INT that he returned three yards for his first NFL pick

2012 (CHARGERS)

Appeared in all 16 games with two starts
Registered 29 tackles (18 solo) and a six-yard sack
Added five tackles for loss, five passes defended and two forced fumbles
Recorded 12 special teams tackles
Forced a fumble on the first defensive series of his NFL debut at Oakland on Sept. 10

TRANSACTIONS

Signed a one-year contract with the Pittsburgh Steelers on July 20, 2021
Signed a four-year contract extension with the Chargers on June 13, 2017
Designated franchise player (non-exclusive) by Los Angeles Chargers on Feb. 28, 2017
Had fifth-year team option exercised on rookie contract by Chargers on April 8, 2015
Signed five-year rookie contract
Originally drafted by the San Diego Chargers in the first round (18th overall) of the 2012 NFL Draft

COLLEGE

Played four seasons (2007, '09-11) at South Carolina while redshirting in 2008 due to foot surgery
Totalled 109 tackles, 21.5 sacks, 30.5 tackles for loss and two INTs
Ranked fourth in school history in career sacks and fifth in career tackles for loss
Named first-team All-America as a senior, the third consensus All-American in school history and the first since 1984
Earned first-team All-Southeastern Conference and was a three-time SEC Player of the Week as a senior
Tied a single-season school record in 2011 with 10 sacks, ranking third in the conference and 13th in the nation
His 15 tackles for loss as a senior were the third-most in a single season in school history and ranked fifth in the SEC
Ranked third in the SEC with a team-high nine sacks as a junior.
Earned a degree in African-American studies

PERSONAL

Attended Richmond County High School in Rockingham, N.C.
Started at point guard for the basketball team for three years
Finished his senior year with 87 tackles and 2.5 sacks
Earned All-Conference and All-Region recognition as a senior
Rated a four-star prospect by Rivals.com
Nicknames are 'SupaMelvin' and 'Supamel'
As an up-and-coming rap musician, goes by 'KingMe!'
Left a math class to go to the gym and broke his high school's hang-clean record while in street clothes with a 380-pound rep
Launched 'Mission Possible' in 2015, a non-profit foundation that provides inner-city and low-income youth with educational opportunities and resources
Filmed a public service announcement to combat domestic violence in 2015 with professional skateboarder Tony Hawk and BMX Champion Alise Post
Has two sons, Prince and Major Ali
Full name is Melvin Ingram III

REGULAR SEASON COMPARISON: DEFENSIVE - DALLAS COWBOYS

DATE	OPP	W/L	GP/GS	TOT	TACKLES				ASST	SACK	YDS.	INT	TFL	PD	QBH	TD	MISC	
					SOLO												FF	FR
11/23/17	LAC @ DAL	W	S	2	1			1	0.0	0.0	0	1	0	1	0	0	0	0
TOTALS		1/0	1/1	2	1	1		1	0.0	0.0	0	1	0	1	0	0	0	0

MELVIN INGRAM III'S NFL REGULAR SEASON DEFENSIVE STATISTICS

DATE	TEAM	GP	GS	TACKLES										INTERCEPTIONS					O. FUMB				ST				MISC			
				TK	S	A	TFL	YDS	SK	YDS	QBH	NO	YDS	LG	TD	PD	FF	FR	YDS	TK	S	A	FF	FR	S	A				
2012	Chargers	16	2	29	16	13	4	0	1.0	6.0	3	0	0	0	5	1	0	0	12	11	1	0	0	0	0					
2013	Chargers	4	1	8	4	4	1	0	1.0	0.0	1	0	0	0	0	1	0	0	0	0	0	0	0	0	0					
2014	Chargers	9	9	29	21	8	5	20	4.0	31.0	7	0	0	0	1	2	1	0	0	0	0	0	0	0	0					
2015	Chargers	16	16	65	52	13	14	70	10.5	73.5	20	0	0	0	6	3	1	0	0	0	0	0	0	0	0					
2016	Chargers	16	16	60	46	14	10	49	8.0	62.0	19	0	0	0	5	4	0	0	0	0	0	0	0	0	0					
2017	Chargers	16	16	56	43	13	17	84	10.5	87.5	25	0	0	0	1	1	2	39	0	0	0	0	0	0	0					
2018	Chargers	16	16	43	28	15	8	41	7.0	54.5	16	1	8	8	3	1	2	4	0	0	0	0	0	0	0					
2019	Chargers	13	13	49	40	9	11	49	7.0	42.5	12	1	9	9	6	0	1	2	0	0	0	0	0	0	0					
2020	Chargers	7	7	10	5	5	0	0	0.0	0.0	5	1	0	0	0	2	0	0	0	0	0	0	0	0	0					
NFL TOTALS		113	96	349	255	94	70	313	49.0	357.0	108	3	17	9	0	29	13	7	45	12	11	1	0	0	0	0				

MELVIN INGRAM III'S NFL POSTSEASON DEFENSIVE STATISTICS

				TACKLES							INTERCEPTIONS					O. FUMB			ST			MISC				
DATE	TEAM	GP	GS	TK	S	A	TFL	YDS	SK	YDS	QBH	NO	YDS	LG	TD	PD	FF	FR	YDS	TK	S	A	FF	FR	S	A
2013	Chargers	2	2	6	3	3	0	0	0.0	0.0	1	1	3	3	0	1	0	0	0	0	0	0	0	0	0	0
2018	Chargers	2	2	9	8	1	3	18	2.0	17.0	3	0	0	0	0	1	1	1	0	0	0	0	0	0	0	0
NFL TOTALS		4	4	15	11	4	3	18	2.0	17.0	4	1	3	3	0	2	1	1	0	0	0	0	0	0	0	0

SINGLE-GAME HIGHS: DEFENSIVE

Total Tackles	9 at Atlanta Falcons, Oct 23, 2016 7 at Oakland Raiders, Nov 07, 2019 ...3 more at 7.	Tackles For Loss	3 vs. Kansas City Chiefs, Sep 24, 2017 3 vs. New England Patriots, Dec 07, 2014
Sacks	3.0 vs. Kansas City Chiefs, Sep 24, 2017 2.5 vs. Miami Dolphins, Dec 20, 2015	Interceptions	1 at Cincinnati Bengals, Sep 13, 2020 1 vs. Minnesota Vikings, Dec 15, 2019 ...1 more at 1.
Passes Defensed	2 vs. Kansas City Chiefs, Nov 18, 2019 2 vs. Tennessee Titans, Oct 21, 2018 ...1 more at 2.	Interception Return Yards	9 vs. Minnesota Vikings, Dec 15, 2019 8 vs. Oakland Raiders, Oct 07, 2018
Forced Fumbles	2 vs. Oakland Raiders, Dec 18, 2016 1 at Oakland Raiders, Nov 11, 2018 ...10 more at 1.	Special Teams Tackles	4 vs. Oakland Raiders, Dec 30, 2012 3 at Kansas City Chiefs, Sep 30, 2012
Fumble Recoveries	2 vs. Baltimore Ravens, Dec 22, 2018 1 at Chicago Bears, Oct 27, 2019 ...4 more at 1.		

SINGLE-GAME HIGHS - POSTSEASON: DEFENSIVE

Total Tackles	7 at Baltimore Ravens, Jan 06, 2019 3 at Denver Broncos, Jan 12, 2014 3 at Cincinnati Bengals, Jan 05, 2014 2 at New England Patriots, Jan 13, 2019	Fumble Recoveries	1 at Baltimore Ravens, Jan 06, 2019
Sacks	2.0 at Baltimore Ravens, Jan 06, 2019	Tackles For Loss	2 at Baltimore Ravens, Jan 06, 2019 1 at New England Patriots, Jan 13, 2019
Passes Defensed	1 at New England Patriots, Jan 13, 2019 1 at Cincinnati Bengals, Jan 05, 2014	Interceptions	1 at Cincinnati Bengals, Jan 05, 2014
Forced Fumbles	1 at Baltimore Ravens, Jan 06, 2019	Interception Return Yards	3 at Cincinnati Bengals, Jan 05, 2014

2012 GAME-BY-GAME REGULAR-SEASON STATISTICS (CHARGERS)

DATE	OPPONENT	P/S	TACKLES								INTERCEPTIONS				O. FUMB			ST				MISC		W/L	SCORE	
			TK	S	A	SK	YDS	TFL	YDS	QBH	NO	YDS	LG	TD	PD	FF	FR	YDS	TK	S	A	FF	FR			S
09/10	at Raiders	P	1	1	0	0.0	0.0	0	0	1	0	0	0	0	0	1	0	0	0	0	0	0	0	0	W	22-14
09/16	Titans	P	1	0	1	0.0	0.0	0	0	0	0	0	0	0	1	0	0	0	0	0	0	0	0	0	W	38-10
09/23	Falcons	P	2	1	1	0.0	0.0	0	0	0	0	0	0	1	0	0	0	0	0	0	0	0	0	0	L	3-27
09/30	at Chiefs	P	2	2	0	0.0	0.0	1	0	0	0	0	0	1	0	0	0	3	3	0	0	0	0	0	W	37-20
10/07	at Saints	P	0	0	0	0.0	0.0	0	0	0	0	0	0	0	0	0	0	0	0	0	0	0	0	0	L	24-31
10/15	Broncos	P	3	1	2	0.0	0.0	0	0	0	0	0	0	0	0	0	0	0	0	0	0	0	0	0	L	24-35
10/28	at Browns	P	3	0	3	0.5	1.5	0	0	1	0	0	0	0	1	0	0	1	1	0	0	0	0	0	L	6-7
11/01	Chiefs	P	3	2	1	0.0	0.0	1	0	0	0	0	0	0	0	0	0	0	0	0	0	0	0	0	W	31-13
11/11	at Buccaneers	P	0	0	0	0.0	0.0	0	0	0	0	0	0	0	0	0	0	0	0	0	0	0	0	0	L	24-34
11/18	at Broncos	S	3	2	1	0.0	0.0	0	0	0	0	0	0	0	0	0	0	0	0	0	0	0	0	0	L	23-30
11/25	Ravens	P	2	2	0	0.0	0.0	0	0	0	0	0	0	0	0	0	0	0	0	0	0	0	0	0	L	13-16+
12/02	Bengals	S	5	4	1	0.0	0.0	1	0	0	0	0	0	1	0	0	0	1	1	0	0	0	0	0	L	13-20
12/09	at Steelers	P	1	0	1	0.0	0.0	0	0	0	0	0	0	0	0	0	0	0	0	0	0	0	0	0	W	34-24
12/16	Panthers	P	2	1	1	0.0	0.0	1	0	0	0	0	0	0	0	0	0	2	2	0	0	0	0	0	L	7-31
12/23	at Jets	P	1	0	1	0.5	4.5	0	0	1	0	0	0	0	0	0	0	1	1	0	0	0	0	0	W	27-17
12/30	Raiders	P	0	0	0	0.0	0.0	0	0	0	0	0	0	0	0	0	0	4	3	1	0	0	0	0	W	24-21

2012 TOTALS

16-2

29 16 13 1.0 6.0 4 0 3

0 0 0 0 0 5

1 0 0

12 11 1 0 0

0 0 0

7-9

+ - Overtime

2013 GAME-BY-GAME REGULAR-SEASON STATISTICS (CHARGERS)

			TACKLES							INTERCEPTIONS				O. FUMB			ST			MISC							
DATE	OPPONENT	P/S	TK	S	A	SK	YDS	TFL	YDS	QBH	NO	YDS	LG	TD	PD	FF	FR	YDS	TK	S	A	FF	FR	S	A	W/L	SCORE
09/09	Texans										NOT ON ROSTER														L	28-31	
09/15	at Eagles										NOT ON ROSTER														W	33-30	
09/22	at Titans										NOT ON ROSTER														L	17-20	
09/29	Cowboys										NOT ON ROSTER														W	30-21	
10/06	at Raiders										NOT ON ROSTER														L	17-27	
10/14	Colts										NOT ON ROSTER														W	19-9	
10/20	at Jaguars										NOT ON ROSTER														W	24-6	
11/03	at Washington										NOT ON ROSTER														L	24-30+	
11/10	Broncos										NOT ON ROSTER														L	20-28	
11/17	at Dolphins										NOT ON ROSTER														L	16-20	
11/24	at Chiefs										NOT ON ROSTER														W	41-38	
12/01	Bengals										NOT ON ROSTER														L	10-17	
12/08	Giants	P	1	0	1	0.0	0.0	0	0	0	0	0	0	0	0	0	0	0	0	0	0	0	0	0	0	W	37-14
12/12	at Broncos	P	0	0	0	0.0	0.0	0	0	0	0	0	0	0	0	0	0	0	0	0	0	0	0	0	0	W	27-20
12/22	Raiders	S	3	3	0	1.0	0.0	0	0	0	0	0	0	0	0	1	0	0	0	0	0	0	0	0	0	W	26-13
12/29	Chiefs	P	4	1	3	0.0	0.0	1	0	1	0	0	0	0	0	0	0	0	0	0	0	0	0	0	0	W	27-24

2013 TOTALS

4-1

8 4 4 1.0 0.0 1 0 1

0 0 0 0 0 0

1 0 0

0 0 0 0 0 0

0 0 0 0 0 0

9-7

+ - Overtime



ANTHONY JOHNSON

WIDE RECEIVER

HEIGHT: 6-2

BIRTHPLACE: Rock Hill, SC

WEIGHT: 210

HOW ACQUIRED: FA '20

COLLEGE: Buffalo

NFL EXPERIENCE: 1st year

BORN: Jan. 29, 1995 (26)

PRO CAREER

- Has yet to make NFL debut

2020 (STEELERS)

- Spent training camp with Pittsburgh before being released and signed to the Steelers practice squad prior to Week 7

2019 (STEELERS)

- Spent training camp with Tampa Bay before being released and signed to the Chargers practice squad prior to Week 1

TRANSACTIONS

- Signed a Reserve/Future contract with Pittsburgh on Jan. 14, 2021
- Signed to the Steelers practice squad on Oct. 26, 2020
- Waived by Pittsburgh on Sept. 4, 2020
- Signed a Reserve/Future contract with the Steelers on Jan. 8, 2020
- Signed to the Chargers practice squad on Sept. 11, 2019
- Waived by Tampa Bay on Aug. 30, 2019
- Signed with the Buccaneers as an undrafted free agent on Apr. 28, 2019

COLLEGE

- Three-time starter at the University at Buffalo (2016-18)
- Two-time All-MAC selection (2017-18)
- Led the Bulls with 57 receptions for 1,011 yards and 11 TDs in 2018
- Finished his career ranked fourth in school history with 2,367 career receiving yards and third with 25 career TDs in only 25 career games
- One of only three receivers in school history to have a pair of 1,000-yard receiving seasons
- Transferred to Buffalo after playing at Iowa Western Community College (2015) and Butler Community College (2014)
- Graduated in 2018 with a degree in sociology

PERSONAL

- Attended South Pointe High School (Rock Hill, S.C.)
- An all-area pick after a 46-catch, 11-TD season as a senior in 2013
- An all-state selection in basketball
- Three cousins play in the NFL, including Jadeveon Clowney
- Full name: Anthony Johnson

ANTHONY JOHNSON'S NFL REGULAR SEASON RUSHING/RECEIVING STATISTICS

DATE	TEAM	GP	GS	RECEIVING					RUSHING				
				NO.	YDS.	AVG.	LG	TD	NO.	YDS.	AVG.	LG	TD
2019	Buccaneers	0	0	0	0	0.0	0	0	0	0	0.0	0	0
NFL TOTALS		0	0	0	0	0.0	0	0	0	0	0.0	0	0

ANTHONY JOHNSON'S NFL REGULAR SEASON RETURN STATISTICS

DATE	TEAM	RET.	KICKOFF RETURNS				PUNT RETURNS					
			YDS.	AVG.	LG	TD	NO.	FC	YDS.	AVG.	LG	TD
2019	Buccaneers	0	0	0.0	0	0	0	0	0	0.0	0	0
NFL TOTALS		0	0	0.0	0	0	0	0	0	0.0	0	0

2019 GAME-BY-GAME REGULAR-SEASON STATISTICS (BUCCANEERS)

DATE	OPPONENT	P/S	RECEIVING					RUSHING					W/L	SCORE
			NO.	YDS.	AVG.	LG	TD	NO.	YDS.	AVG.	LG	TD		
09/08	49ers						DID NOT PLAY						L	17-31
09/12	at Panthers						DID NOT PLAY						W	20-14
09/22	Giants						DID NOT PLAY						L	31-32
09/29	at Rams						DID NOT PLAY						W	55-40
10/06	at Saints						DID NOT PLAY						L	24-31
10/13	Panthers						DID NOT PLAY						L	26-37
10/27	at Titans						DID NOT PLAY						L	23-27
11/03	at Seahawks						NOT ON ROSTER						L	34-40+
11/10	Cardinals						NOT ON ROSTER						W	30-27
11/17	Saints						NOT ON ROSTER						L	17-34
11/24	at Falcons						NOT ON ROSTER						W	35-22
12/01	at Jaguars						NOT ON ROSTER						W	28-11
12/08	Colts						NOT ON ROSTER						W	38-35
12/15	at Lions						NOT ON ROSTER						W	38-17
12/21	Texans						NOT ON ROSTER						L	20-23
12/29	Falcons						NOT ON ROSTER						L	22-28+
2019 TOTALS		0-0	0	0	0.0	0	0	0	0	0.0	0	0	7-9	


+ - Overtime

2020 GAME-BY-GAME REGULAR-SEASON STATISTICS (BUCCANEERS)

DATE	OPPONENT	P/S	RECEIVING					RUSHING					W/L	SCORE
			NO.	YDS.	AVG.	LG	TD	NO.	YDS.	AVG.	LG	TD		
09/13	at Saints						NOT ON ROSTER						L	23-34
09/20	Panthers						NOT ON ROSTER						W	31-17
09/27	at Broncos						NOT ON ROSTER						W	28-10
10/04	Chargers						NOT ON ROSTER						W	38-31
10/08	at Bears						NOT ON ROSTER						L	19-20
10/18	Packers						NOT ON ROSTER						W	38-10
10/25	at Raiders						NOT ON ROSTER						W	45-20
11/02	at Giants						NOT ON ROSTER						W	25-23
11/08	Saints						NOT ON ROSTER						L	3-38
11/15	at Panthers						NOT ON ROSTER						W	46-23
11/23	Rams						NOT ON ROSTER						L	24-27
11/29	Chiefs						NOT ON ROSTER						L	24-27
12/13	Vikings						NOT ON ROSTER						W	26-14
12/20	at Falcons						NOT ON ROSTER						W	31-27
12/26	at Lions						NOT ON ROSTER						W	47-7
01/03	Falcons						NOT ON ROSTER						W	44-27
2020 TOTALS		0-0	0	0	0.0	0	0	0	0	0.0	0	0	11-5	

2020 GAME-BY-GAME POSTSEASON STATISTICS (BUCCANEERS)

DATE	OPPONENT	P/S	RECEIVING					RUSHING					W/L	SCORE
			NO.	YDS.	AVG.	LG	TD	NO.	YDS.	AVG.	LG	TD		
01/09	at Washington						NOT ON ROSTER						W	31-23
01/17	at Saints						NOT ON ROSTER						W	30-20
01/24	at Packers						NOT ON ROSTER						W	31-26
02/07	Chiefs						NOT ON ROSTER						W	31-9
2020 TOTALS		0-0	0	0	0.0	0	0	0	0	0.0	0	0	4-0	



51

BUDDY JOHNSON
 LINEBACKER

HEIGHT: 6-2	BIRTHPLACE: Dallas, TX
WEIGHT: 240	HOW ACQUIRED: D4b '21
COLLEGE: Texas A&M	NFL EXPERIENCE: R
BORN: Feb. 27, 1999 (22)	

PRO CAREER

- ✦ Has yet to make NFL debut

TRANSACTIONS


- ✦ Signed a four-year contract with Pittsburgh on May 18, 2021
- ✦ Drafted by the Steelers in the fourth round (140th overall) in the 2021 NFL Draft

COLLEGE

- ✦ Played in 47 games at Texas A&M (2017-20)
- ✦ Registered 210 tackles, 24.5 tackles for loss, 6.5 sacks, five pass breakups, three forced fumbles, two fumble recoveries and one interception
- ✦ 2020 Butkus Award semifinalist
- ✦ Started all 10 games as a senior
- ✦ Served as a veteran leader on the SEC's top defense, finishing the season ranked ninth nationally
- ✦ Led the team in tackles (96), tackles for loss (8.5) and forced fumbles (two), while his 4.0 sacks on the year was good for second among Aggies
- ✦ Led the team in tackles in seven games, reaching double figures in the category on six occasions
- ✦ Forced a fumble with under four minutes remaining in the game that set up Texas A&M's game-winning drive to top No. 4 Florida
- ✦ Led an A&M defense that tallied 6.0 sacks and limited Mississippi State to negative rushing yards with 12 tackles, two breakups and another forced fumble
- ✦ Matched his career high of 12 tackles, including two tackles-for-loss and one sack in the win over Arkansas
- ✦ Picked off his first career interception and returned it 15 yards for his second career defensive TD in the victory over LSU; also added a sack against the Tigers
- ✦ Led the defense with 10 tackles, 2.5 for loss, including a sack, in the Orange Bowl victory over North Carolina
- ✦ Led the defense with 10 tackles and recovered a fumble, returning it 62 yards for a TD to help the Aggies take down Ole Miss in 2019 (was named SEC Defensive Player of the Week for his play against the Rebels)

PERSONAL

- ✦ Played at Dallas Kimball High School
- ✦ Kimball's leading rusher and receiver in 2016 with 472 rushing yards and 446 receiving yards, in addition to 268 passing yards
- ✦ Earned first-team all-district honors at linebacker as a senior in 2016 after earning second-team recognition at quarterback as a junior
- ✦ Rated a three-star recruit by PrepStar
- ✦ Named to the PrepStar All-Midlands Region Team
- ✦ Four-star recruit by Scout
- ✦ Rated the No. 289 recruit nationally
- ✦ Rated the nation's No. 19 outside linebacker
- ✦ Ranked No. 4 OLB in Texas and the Midland Region
- ✦ Four-star prospect by Rivals
- ✦ Rated the No. 28 outside linebacker in the nation
- ✦ No. 46 recruit in the state of Texas
- ✦ Three-star by ESPN
- ✦ Rated the No. 45 athlete in the nation
- ✦ No. 81 in the state of Texas and No. 99 in the Midlands Region
- ✦ Three-star by 247Sports
- ✦ Rated the No. 19 outside linebacker in the nation
- ✦ No. 49 player in the state of Texas



18

DIONTAE JOHNSON

WIDE RECEIVER

HEIGHT: 5-10	BIRTHPLACE: Ruskin, FL
WEIGHT: 183	HOW ACQUIRED: D3a '19
COLLEGE: Toledo	NFL EXPERIENCE: 3rd year
BORN: Jul. 5, 1996 (25)	

PRO CAREER

- Has played in 31 games (25 starts) over his two-year NFL career (all with Steelers)
- Has caught 147 passes for 1,603 yards and 12 TDs
- Led the NFL in punt-return average (12.4) in 2019
- Fifth player in franchise history to lead the League and first since the 1970 AFL-NFL merger
- Ranked among the rookie leaders in 2019 in receptions (59, 1st), receiving yards (680, 6th) and TD grabs (5, 7th)
- Third Steelers rookie in franchise history with 50 or more receptions in a season (Troy Edwards, 61, 1999; JuJu Smith-Schuster, 58, 2017)
- First rookie in franchise history with a punt return for a TD since Santonio Holmes (vs. Carolina on 12/17/06)
- Fourth player in franchise history with a punt return for a TD and TD reception in the same game (Antonio Brown-3; Louis Lipps-2; Roy Jefferson), and first to do so since Antonio Brown (vs. Indianapolis 12/6/15)
- Second rookie in franchise history with a punt return for a TD and TD reception in the same game and first to do so since Louis Lipps (at New Orleans 11/19/84)

2020 (STEELERS)

- Saw action in 15 regular-season games with 13 starts
- Finished season with 88 receptions for 923 yards and seven TD catches and three rushes for 15 yards
- Caught six passes for 116 yards and one TD and registered first career 100-yard receiving game vs. Cincinnati in Week 10
- Registered a career-high 12 receptions for 111 yards (second most in his career) at Jacksonville in Week 11
- His 12 receptions were the most by a Steelers player since Jaylen Samuels had 13 vs. Indianapolis on Nov. 3, 2019
- First Steelers wideout with back-to-back 100-yard receiving games since JuJu Smith-Schuster in Weeks 11 and 12 of 2018
- Caught six or more passes in five straight games (Week 9-13) for the Steelers
- First Steelers player in the Super Bowl era to record such a streak, joining WR Hines Ward, WR Santonio Holmes, WR Antonio Brown and RB Le'Veon Bell

2019 (STEELERS)

- Saw action in all 16 regular-season games with 12 starts
- Finished his rookie campaign with 59 receptions for 680 yards and five TD catches, four rushes for 41 yards and returned 20 punts on special teams for 248 yards, including an 85-yard TD return
- His 59 catches ranked second in franchise history among rookies and led all rookies in 2019
- His 85-yard punt return for a TD was Pittsburgh's first since Dec. 6, 2015 (Antonio Brown vs IND), and the longest punt return for a TD in franchise history
- Led the NFL in punt-return average (12.4) in 2019

TRANSACTIONS

- Signed a four-year contract with Pittsburgh on May 8, 2019
- Drafted by the Steelers in the third round (66th overall) of the 2019 NFL Draft

COLLEGE

- Totaled 137 receptions for 2,276 yards and 24 TDs in 38 games played at Toledo
- Ranks fifth in school history in TD receptions
- Returned 79 kickoffs (1,849 yards) for a 23.4 return average and two TDs and 17 punt returns (243 yards) with two return scores
- Garnered MAC Special Teams Player of the Year honors in his last year at Toledo
- First-Team All-MAC selection as a wide receiver and punt returner and Second-Team as a kickoff returner
- Led offense in receptions (43) and receiving yards (663) with seven TD catches, along with a punt return and kickoff return for a TD
- In his junior year, tabbed First-Team All-MAC as a wide receiver and punt returner and second-team as a kickoff returner
- Hauled in 74 catches for a school-record 1,278 yards and 13 TDs, adding 683 kickoff return yards
- Averaged 148.0 all-purpose yards per game, most in the MAC and seventh in the nation

Redshirted due to injury in his sophomore season

- Saw action as a freshman in 11 games, making 14 receptions for 237 yards and three TDs
- Graduated with a degree in interdisciplinary studies

PERSONAL

- Played wide receiver and quarterback at Lennard High School (Ruskin, Fla.)
- Caught 35 passes for 1,017 yards and nine TDs as a senior at wide receiver, scoring TDs by kickoff returns (three), punt returns (two) and interception-return (one)
- Threw for 988 yards and seven TDs in his junior campaign
- Threw for 430 yards and three TDs as a sophomore

- ✦ Son of Leo Johnson and Felicia Boyer
- ✦ Full name: Dontae Lamarcus Johnson

DONTAE JOHNSON'S NFL REGULAR SEASON RUSHING/RECEIVING STATISTICS

DATE	TEAM	RECEIVING							RUSHING						
		GP	GS	NO.	YDS.	AVG.	LG	TD	NO.	YDS.	AVG.	LG	TD		
2019	Steelers	16	12	59	680	11.5	45t	5	4	41	10.3	17	0		
2020	Steelers	15	13	88	923	10.5	47	7	3	15	5.0	9	0		
NFL TOTALS		31	25	147	1,603	10.9	47	12	7	56	8.0	17	0		

DONTAE JOHNSON'S NFL POSTSEASON RUSHING/RECEIVING STATISTICS

DATE	TEAM	RECEIVING							RUSHING						
		GP	GS	NO.	YDS.	AVG.	LG	TD	NO.	YDS.	AVG.	LG	TD		
2020	Steelers	1	1	11	117	10.6	19	0	0	0	0.0	0	0		
NFL TOTALS		1	1	11	117	10.6	19	0	0	0	0.0	0	0		

DONTAE JOHNSON'S NFL REGULAR SEASON RETURN STATISTICS

DATE	TEAM	KICKOFF RETURNS							PUNT RETURNS						
		RET.	YDS.	AVG.	LG	TD			NO.	FC	YDS.	AVG.	LG	TD	
2019	Steelers	0	0	0.0	0	0			20	7	248	12.4	85t	1	
2020	Steelers	1	24	24.0	24	0			8	2	58	7.3	18	0	
NFL TOTALS		1	24	24.0	24	0			28	9	306	10.9	85T	1	

DONTAE JOHNSON'S NFL POSTSEASON RETURN STATISTICS

DATE	TEAM	KICKOFF RETURNS							PUNT RETURNS						
		RET.	YDS.	AVG.	LG	TD			NO.	FC	YDS.	AVG.	LG	TD	
2020	Steelers	0	0	0.0	0	0			0	0	0	0.0	0	0	
NFL TOTALS		0	0	0.0	0	0			0	0	0	0.0	0	0	

SINGLE-GAME HIGHS: RUSHING/RECEIVING

Rush Attempts	1 vs. Indianapolis Colts, Dec 27, 2020 1 at Dallas Cowboys, Nov 08, 2020 ...5 more at 1.	Longest Kickoff Return	24 vs. Denver Broncos, Sep 20, 2020
Rushing Yards	17 vs. Cleveland Browns, Dec 01, 2019 16 at Arizona Cardinals, Dec 08, 2019 17 vs. Cleveland Browns, Dec 01, 2019 16 at Arizona Cardinals, Dec 08, 2019	Fair Catches	3 vs. Buffalo Bills, Dec 15, 2019 2 at Cincinnati Bengals, Nov 24, 2019 86 at Arizona Cardinals, Dec 08, 2019 40 at New York Jets, Dec 22, 2019
Longest Runs	12 at Jacksonville Jaguars, Nov 22, 2020 9 at Tennessee Titans, Oct 25, 2020	Punt Return Yards	85t at Arizona Cardinals, Dec 08, 2019 18 vs. Denver Broncos, Sep 20, 2020 4 at Cincinnati Bengals, Nov 24, 2019 3 at New York Giants, Sep 14, 2020 ...2 more at 3.
Receptions	116 vs. Cincinnati Bengals, Nov 15, 2020 111 at Jacksonville Jaguars, Nov 22, 2020 47 at Cleveland Browns, Jan 03, 2021 46 vs. Cincinnati Bengals, Nov 15, 2020	Punt Returns	4 at Cincinnati Bengals, Nov 24, 2019 3 at New York Giants, Sep 14, 2020 ...2 more at 3.
Receiving Yards	2 at Tennessee Titans, Oct 25, 2020 1 vs. Indianapolis Colts, Dec 27, 2020 ...9 more at 1.	Punt Return TDs	1 at Arizona Cardinals, Dec 08, 2019 1 at Cincinnati Bengals, Dec 21, 2020
Longest Receptions	162 at Arizona Cardinals, Dec 08, 2019 141 vs. Denver Broncos, Sep 20, 2020	Miscellaneous Tackles	1 vs. Cleveland Browns, Dec 01, 2019 2 at Arizona Cardinals, Dec 08, 2019 1 vs. Indianapolis Colts, Dec 27, 2020 ...8 more at 1.
Receiving TDs	1 vs. Denver Broncos, Sep 20, 2020	Most TDs	32.0 at Cleveland Browns, Jan 03, 2021 19.3 vs. Cincinnati Bengals, Nov 15, 2020 13.3 at New York Jets, Dec 22, 2019 7.3 vs. Los Angeles Rams, Nov 10, 2019
All-Purpose Yards	24 vs. Denver Broncos, Sep 20, 2020	Receiving Average	
Kickoff Returns		Punt Return Average	
Kickoff Return Yards			

SINGLE-GAME HIGHS - POSTSEASON: RECEIVING

Receptions	11 vs. Cleveland Browns, Jan 10, 2021	Longest Receptions	19 vs. Cleveland Browns, Jan 10, 2021
Receiving Yards	117 vs. Cleveland Browns, Jan 10, 2021		15 vs. Cleveland Browns, Jan 10, 2021 15 vs. Cleveland Browns, Jan 10, 2021 15 vs. Cleveland Browns, Jan 10, 2021 12 vs. Cleveland Browns, Jan 10, 2021 117 vs. Cleveland Browns, Jan 10, 2021
		All-Purpose Yards	

100-YARD RECEIVING GAMES (2): REGULAR SEASON

DATE	TEAM	NO.	YDS.	AVG.	LG	TD
11/15/20	BENGALS	6	116	19.3	46	1
11/22/20	at Jaguars	12	111	9.3	23	0

100-YARD RECEIVING GAMES (1): POSTSEASON

DATE	TEAM	NO.	YDS.	AVG.	LG	TD
01/10/21	BROWNS	11	117	10.6	19	0

2019 GAME-BY-GAME REGULAR-SEASON STATISTICS (STEELERS)


DATE	OPPONENT	P/S	RECEIVING					RUSHING					W/L	SCORE
			NO.	YDS.	AVG.	LG	TD	NO.	YDS.	AVG.	LG	TD		
09/08	at Patriots	P	3	25	8.3	9	0	0	0	0.0	0	0	L	3-33
09/15	Seahawks	P	1	17	17.0	17	0	0	0	0.0	0	0	L	26-28
09/22	at 49ers	S	3	52	17.3	39t	1	1	6	6.0	6	0	L	20-24
09/30	Bengals	S	6	77	12.8	43t	1	0	0	0.0	0	0	W	27-3
10/06	Ravens	S	5	27	5.4	13	0	0	0	0.0	0	0	L	23-26+
10/13	at Chargers	S	2	14	7.0	7	0	0	0	0.0	0	0	W	24-17
10/28	Dolphins	S	5	84	16.8	45t	1	0	0	0.0	0	0	W	27-14
11/03	Colts	S	1	3	3.0	3	0	1	2	2.0	2	0	W	26-24
11/10	Rams	S	4	64	16.0	30	0	0	0	0.0	0	0	W	17-12
11/14	at Browns	S	2	17	8.5	13	0	0	0	0.0	0	0	L	7-21
11/24	at Bengals	P	3	29	9.7	14	0	0	0	0.0	0	0	W	16-10
12/01	Browns	S	1	14	14.0	14	0	1	17	17.0	17	0	W	20-13
12/08	at Cardinals	S	6	60	10.0	18	1	1	16	16.0	16	0	W	23-17
12/15	Bills	P	5	62	12.4	29	0	0	0	0.0	0	0	L	10-17
12/22	at Jets	S	8	81	10.1	29t	1	0	0	0.0	0	0	L	10-16
12/29	at Ravens	S	4	54	13.5	21	0	0	0	0.0	0	0	L	10-28
2019 TOTALS		16-12	59	680	11.5	45T	5	4	41	10.3	17	0	8-8	
+ - Overtime														

2020 GAME-BY-GAME REGULAR-SEASON STATISTICS (STEELERS)

DATE	OPPONENT	P/S	RECEIVING					RUSHING					W/L	SCORE
			NO.	YDS.	AVG.	LG	TD	NO.	YDS.	AVG.	LG	TD		
09/14	at Giants	S	6	57	9.5	18	0	0	0	0.0	0	0	W	26-16
09/20	Broncos	S	8	92	11.5	28t	1	0	0	0.0	0	0	W	26-21
09/27	Texans	S	0	0	0.0	0	0	1	9	9.0	9	0	W	28-21
10/11	Eagles	S	1	-2	-2.0	-2	0	0	0	0.0	0	0	W	38-29
10/18	Browns												W	38-7
10/25	at Titans	S	9	80	8.9	14	2	0	0	0.0	0	0	W	27-24
11/01	at Ravens	S	1	6	6.0	6	0	0	0	0.0	0	0	W	28-24
11/08	at Cowboys	S	6	77	12.8	42	0	1	4	4.0	4	0	W	24-19
11/15	Bengals	S	6	116	19.3	46	1	0	0	0.0	0	0	W	36-10
11/22	at Jaguars	S	12	111	9.3	23	0	0	0	0.0	0	0	W	27-3
12/02	Ravens	S	8	46	5.8	11	0	0	0	0.0	0	0	W	19-14
12/07	Washington	P	8	71	8.9	17	1	0	0	0.0	0	0	L	17-23
12/13	at Bills	S	4	40	10.0	17	0	0	0	0.0	0	0	L	15-26
12/21	at Bengals	S	8	59	7.4	23t	1	0	0	0.0	0	0	L	17-27
12/27	Colts	S	8	74	9.3	39t	1	1	2	2.0	2	0	W	28-24
01/03	at Browns	P	3	96	32.0	47	0	0	0	0.0	0	0	L	22-24
2020 TOTALS		15-13	88	923	10.5	47	7	3	15	5.0	9	0	12-4	

2020 GAME-BY-GAME POSTSEASON STATISTICS (STEELERS)

DATE	OPPONENT	P/S	RECEIVING					RUSHING					W/L	SCORE
			NO.	YDS.	AVG.	LG	TD	NO.	YDS.	AVG.	LG	TD		
01/10	Browns	S	11	117	10.6	19	0	0	0	0.0	0	0	L	37-48
2020 TOTALS		1-1	11	117	10.6	19	0	0	0	0.0	0	0	0-1	



44

JAMIR JONES

OUTSIDE LINEBACKER

HEIGHT: 6-3
WEIGHT: 255
COLLEGE: Notre Dame
BORN: Jun. 14, 1998 (23)

BIRTHPLACE: Rochester, NY
HOW ACQUIRED: FA '21
NFL EXPERIENCE: 1st year

PRO CAREER

- ✦ Has yet to make NFL debut

TRANSACTIONS

- ✦ Signed a one-year contract with Pittsburgh on Apr. 7, 2021
- ✦ Waived by Houston on July 28, 2020
- ✦ Signed with the Texans as an undrafted free agent on Apr. 25, 2020

COLLEGE

- ✦ Played four seasons at the University of Notre Dame (2016-19)
- ✦ Played in 55 games
- ✦ Recorded 50 tackles (27 solo), 7.5 tackles for loss, six quarterback hits, 4.5 sacks, two forced fumbles, one fumble recovery and one pass breakup
- ✦ Played in 11 games for the Irish and established single-season career highs in tackles (26), tackles for loss (6.5), sacks (4.5), quarterback hits (four), forced fumbles (two) and fumble recoveries (one) as a senior in 2019
- ✦ Logged a season-high four tackles and one sack vs. Bowling Green (10/5)
- ✦ Recorded a sack in four-straight games against Virginia (9/28), Bowling Green (10/5), Southern California (10/12) and Michigan (10/26)

PERSONAL

- ✦ Attended The Aquinas Institute in Rochester, N.Y., where he played linebacker, tight end, quarterback and safety
- ✦ As a senior, helped his team to a 13-0 record and 2015 New York State Public High School Athletic Association Class AA State Championship
- ✦ Recorded 98 tackles, 68 solo stops, 23.0 tackles for loss, 6.5 sacks and 18 quarterback hurries, one interception, five passes defended, two forced fumbles and one fumble recovery on defense and caught 43 passes for 822 yards (19.1 avg.) and nine touchdowns as a tight end as a senior
- ✦ Selected to participate in the 2016 Semper Fidelis All-American Bowl and was named to the 2015 New York State Sportswriters Association Class AA First Team and the American Family Insurance ALL-USA New York Football Second Team
- ✦ Steelers teammate with his brother, Jarron Jones, who also played at Notre Dame


JAMIR JONES' NFL REGULAR SEASON DEFENSIVE STATISTICS

		TACKLES										INTERCEPTIONS					O. FUMB			ST				MISC		
DATE	TEAM	GP	GS	TK	S	A	TFL	YDS	SK	YDS	QBH	NO	YDS	LG	TD	PD	FF	FR	YDS	TK	S	A	FF	FR	S	A
2020	Texans	0	0	0	0	0	0	0.0	0.0	0	0	0	0	0	0	0	0	0	0	0	0	0	0	0	0	0
NFL TOTALS		0	0	0	0	0	0	0.0	0.0	0	0	0	0	0	0	0	0	0	0	0	0	0	0	0	0	0

2020 GAME-BY-GAME REGULAR-SEASON STATISTICS (TEXANS)

DATE	OPPONENT	P/S	TACKLES							INTERCEPTIONS				O. FUMB			ST				MISC		W/L	SCORE			
			TK	S	A	SK	YDS	TFL	YDS	QBH	NO	YDS	LG	TD	PD	FF	FR	YDS	TK	S	A	FF			FR	S	A
09/10	at Chiefs										2														L	20-34	
09/20	Ravens										2														L	16-33	
09/27	at Steelers										2														L	21-28	
10/04	Vikings										2														L	23-31	
10/11	Jaguars										2														W	30-14	
10/18	at Titans										2														L	36-42+	
10/25	Packers										2														L	20-35	
11/08	at Jaguars										2														W	27-25	
11/15	at Browns										2														L	7-10	
11/22	Patriots										2														W	27-20	
11/26	at Lions										2														W	41-25	
12/06	Colts										2														L	20-26	
12/13	at Bears										2														L	7-36	
12/20	at Colts										2														L	20-27	
12/27	Bengals										2														L	31-37	
01/03	Titans										2														L	38-41	
2020 TOTALS			0	0	0	0.0	0	0	0	0	0	0	0	0	0	0	0	0	0	0	0	0	0	0	0	4-12	
+- Overtime																											

+ - Overtime



28

MILES KILLEBREW

(KILL-a-brew)

SAFETY

HEIGHT: 6-2	BIRTHPLACE Henderson, NV
WEIGHT: 222	HOW ACQUIRED: D-4 '16
COLLEGE: Southern Utah	NFL EXPERIENCE: 6th year
BORN: May 10, 1993 (28)	

PRO CAREER

- ✦ Has played in 78 games (four starts) over his five-year NFL career (with Lions, 2016-20)
- ✦ Has registered 56 tackles, 45 solo stops, six passes defended, two interceptions, one tackle for loss, one quarterback hit, one forced fumble and one interception return for TD
- ✦ Since entering the NFL in 2016, Killebrew has 43 solo special teams' tackles, the fourth-most in the League in that span
- ✦ Recorded the first blocked punt of his career in Week 8 of 2020 vs. Indianapolis
- ✦ Ranked tied for second in the NFL with 13 solo special teams' tackles in 2019, while his 15 total special teams' tackles ranked fourth
- ✦ His 15 special teams' tackles in 2019 were a career-high and the most by a Lion since DB Don Carey had 16 in 2015
- ✦ Recorded his first-career interception for a touchdown and notched three tackles in Week 1 of 2017 vs. Arizona
- ✦ Appeared in all 16 games his rookie season in 2016 and recorded his first career interception against Saints QB Drew Brees in Week 13 at New Orleans
- ✦ Highest draft pick in Southern Utah history

2020 (LIONS)

- ✦ Appeared in 15 games and recorded 12 tackles on special teams
- ✦ Recorded two special teams' tackles in Week 4 at New Orleans
- ✦ Was a gameday inactive in Week 7 at Atlanta
- ✦ Blocked a punt for the first time in his career, which lead to a Detroit TD, in Week 8 vs. Indianapolis

2019 (LIONS)

- ✦ Appeared in 15 games and accumulated a career-high 15 total special teams' tackles, marking the most by a Lions player since 2015 (DB Don Carey, 16)
- ✦ Saw action on special teams, recording two special teams tackles in Week 1 at Arizona
- ✦ Saw action on defense for an injured S Tavon Wilson, recording two solo tackles in Week 8 vs. the N.Y. Giants
- ✦ Played his most defensive snaps of the season (57) and recorded a season-best three solo tackles in Week 17 vs. Green Bay

2018 (LIONS)

- ✦ Recorded one special teams' tackle against the New England Patriots in Week 3
- ✦ Posted two special teams' tackles, tying a career-best, against the Rams in Week 13

2017 (LIONS)

- ✦ Recorded three tackles and first career interception for a TD in Week 1 against Arizona
- ✦ Appeared in Week 2 at N.Y. Giants and registered three tackles and a pass defended
- ✦ Recorded first career start in Week 3 against Atlanta and tied for a game-high eight tackles
- ✦ Totaled three tackles and tied a career-high with two passes defended in Week 4 at Minnesota
- ✦ Totaled two tackles and a forced fumble in Week 6 at New Orleans
- ✦ Totaled two tackles in Week 8 against Pittsburgh
- ✦ Recorded a tackle on defense and special teams in Week 9 at Green Bay
- ✦ Recorded two tackles, one quarterback hit, and one tackle on special teams in Week 12 against Minnesota
- ✦ Totaled three tackles in Week 13 at Baltimore

2016 (LIONS)

- ✦ Made his NFL debut by contributing on special teams in Week 1 at Indianapolis
- ✦ Played 17 snaps on special teams in Week 3 at Green Bay
- ✦ Recorded his first NFL tackle in Week 4 at Chicago
- ✦ Played 19 snaps on special teams and six on defense in Week 6 vs. Los Angeles
- ✦ Contributed on both defense and special teams, recording one tackle in Week 7 vs. Washington
- ✦ Continued to make his presence known on special teams in Week 9 at Minnesota, tallying two tackles against the Vikings return men
- ✦ Totaled a career-high five tackles (four solo) in Week 11 vs. Jacksonville
- ✦ All over the field in Week 12 vs. Minnesota, contributing four solo tackles on defense and one on special teams
- ✦ Two of his four solo tackles came on crucial third-down stops in the second half of Detroit's 16-13 win over the visiting Vikings
- ✦ Picked off Saints QB Drew Brees late in the fourth quarter of Week 13 at New Orleans for his first career interception that secured Detroit's eighth victory of 2016
- ✦ Added two solo tackles on defense and one on special teams
- ✦ Registered four total tackles (three solo) in Week 17 vs. Green Bay

TRANSACTIONS

- ✦ Signed a one-year contract with Pittsburgh on Mar. 20, 2021
- ✦ Signed a one-year contract with Detroit on Mar. 20, 2020
- ✦ Signed a four-year contract with the Lions on May 6, 2016
- ✦ Drafted by Detroit in the fourth round (111th overall) of the 2016 NFL Draft

COLLEGE

- ★ Finished his Southern Utah career with 356 tackles (210 solo), 6.5 tackles for loss, four forced fumbles, three fumble recoveries, three interceptions, seven pass defenses and two defensive touchdowns
- ★ Named All-Big Sky Honorable Mention twice (2012, 2013), All-Big Sky Second Team once (2014) and All-Big Sky First Team once (2015)
- ★ Named team captain as a senior in 2015 and led the team with 132 tackles (74 solo)
- ★ Played in all 12 games in 2014 and finished second on the team with 101 tackles (62 solo) and recorded two tackles for loss, four forced fumbles and three interceptions
- ★ Notched a season-high 15 tackles and returned an interception 105 yards for a TD against Nevada
- ★ In 2013 totaled 54 tackles (32 solo), 4.5 tackles for loss, two pass defenses and two fumble recoveries, including an 89-yard return for a TD – the second longest fumble return in school history

PERSONAL

- ★ Played running back and wide receiver at Foothill H.S. (Henderson, N.V.)
- ★ Carried the ball 86 times for 392 yards and five TDs
- ★ Had three receiving TDs
- ★ Tallied 77 tackles with three sacks and six interceptions while playing as a defensive back
- ★ Earned all-state and all-city honors and won defensive MVP
- ★ Two-time first-team all-league and academic all-state honoree
- ★ Nevada African-American student union Top-One Percentor
- ★ In the 2018 offseason, Killebrew went back to Utah to light the torch at the opening ceremony of the Utah Summer Games
- ★ Serves on the advisory board for Playworks Michigan
- ★ He and wife, Kaila, welcomed their first child in 2020, a girl named Stormi

MILES KILLEBREW'S NFL REGULAR SEASON DEFENSIVE STATISTICS

DATE	TEAM	GP	GS	TACKLES							INTERCEPTIONS							O. FUMB			ST				MISC	
				TK	S	A	TFL	YDS	SK	YDS	QBH	NO	YDS	LG	TD	PD	FF	FR	YDS	TK	S	A	FF	FR	S	A
2016	Lions	16	0	20	15	5	0	0	0.0	0.0	0	1	7	7	0	1	0	0	0	8	8	0	0	0	0	0
2017	Lions	16	3	31	25	6	1	4	0.0	0.0	0	1	35	35	1	5	1	0	0	7	7	0	0	0	0	0
2018	Lions	16	0	0	0	0	0	0	0.0	0.0	0	0	0	0	0	0	0	0	0	7	5	2	0	0	0	0
2019	Lions	15	1	5	5	0	0	0	0.0	0.0	0	0	0	0	0	0	0	0	0	15	13	2	0	0	0	0
2020	Lions	15	0	0	0	0	0	0	0.0	0.0	0	0	0	0	0	0	0	0	0	12	10	2	0	0	0	0
NFL TOTALS		78	4	56	45	11	1	4	0.0	0.0	1	2	42	35	1	6	1	0	0	49	43	6	0	0	0	0

MILES KILLEBREW'S NFL POSTSEASON DEFENSIVE STATISTICS

DATE	TEAM	GP	GS	TACKLES							INTERCEPTIONS							O. FUMB			ST				MISC	
				TK	S	A	TFL	YDS	SK	YDS	QBH	NO	YDS	LG	TD	PD	FF	FR	YDS	TK	S	A	FF	FR	S	A
2016	Lions	1	0	1	1	0	0	0	0.0	0.0	0	0	0	0	0	0	0	0	0	0	0	0	0	0	0	0
NFL TOTALS		1	0	1	1	0	0	0	0.0	0.0	0	0	0	0	0	0	0	0	0	0	0	0	0	0	0	0

SINGLE-GAME HIGHS: DEFENSIVE

Total Tackles	8 vs. Atlanta Falcons, Sep 24, 2017	Interceptions	1 vs. Arizona Cardinals, Sep 10, 2017
Passes Defensed	5 vs. Jacksonville Jaguars, Nov 20, 2016	Interception Return Yards	1 at New Orleans Saints, Dec 04, 2016
Forced Fumbles	2 at Minnesota Vikings, Oct 01, 2017	Special Teams Tackles	35 vs. Arizona Cardinals, Sep 10, 2017
Tackles For Loss	2 vs. Arizona Cardinals, Sep 10, 2017		7 at New Orleans Saints, Dec 04, 2016
	1 at New Orleans Saints, Oct 15, 2017		2 at Jacksonville Jaguars, Oct 18, 2020
	1 vs. Arizona Cardinals, Sep 10, 2017		2 vs. New Orleans Saints, Oct 04, 2020
			...9 more at 2.

SINGLE-GAME HIGHS - POSTSEASON: DEFENSIVE

Total Tackles	1 at Seattle Seahawks, Jan 07, 2017
---------------	-------------------------------------

2016 GAME-BY-GAME REGULAR-SEASON STATISTICS (LIONS)

DATE	OPPONENT	P/S	TACKLES							INTERCEPTIONS							O. FUMB			ST				MISC		W/L	SCORE
			TK	S	A	SK	YDS	TFL	YDS	QBH	NO	YDS	LG	TD	PD	FF	FR	YDS	TK	S	A	FF	FR	S	A		
09/11	at Colts	P	0	0	0	0	0	0	0	0	0	0	0	0	0	0	0	0	0	0	0	0	0	0	0	W	39-35
09/18	Titans	P	0	0	0	0	0	0	0	0	0	0	0	0	0	0	0	0	0	0	0	0	0	0	0	L	15-16
09/25	at Packers	P	0	0	0	0	0	0	0	0	0	0	0	0	0	0	0	0	0	0	0	0	0	0	0	L	27-34
10/02	at Bears	P	1	1	0	0	0	0	0	0	0	0	0	0	0	0	0	0	0	0	0	0	0	0	0	L	14-17
10/09	Eagles	P	0	0	0	0	0	0	0	0	0	0	0	0	0	0	0	0	0	0	0	0	0	0	0	W	24-23
10/16	Rams	P	0	0	0	0	0	0	0	0	0	0	0	0	0	0	0	0	0	0	0	0	0	0	0	W	31-28
10/23	Washington	P	1	0	1	0	0	0	0	0	0	0	0	0	0	0	0	0	0	0	0	0	0	0	0	W	20-17
10/30	at Texans	P	2	1	1	0	0	0	0	0	0	0	0	0	0	0	0	0	2	2	0	0	0	0	0	L	13-20
11/06	at Vikings	P	0	0	0	0	0	0	0	0	0	0	0	0	0	0	0	2	2	0	0	0	0	0	0	W	22-16+
11/20	Jaguars	P	5	4	1	0	0	0	0	0	0	0	0	0	0	0	0	0	0	0	0	0	0	0	0	W	26-19
11/24	Vikings	P	4	4	0	0	0	0	0	0	0	0	0	0	0	0	0	1	1	0	0	0	0	0	0	W	16-13
12/04	at Saints	P	2	2	0	0	0	0	0	0	1	7	7	0	1	0	0	0	1	1	0	0	0	0	0	W	28-13
12/11	Bears	P	0	0	0	0	0	0	0	0	0	0	0	0	0	0	0	0	0	0	0	0	0	0	0	W	20-17
12/18	at Giants	P	1	0	1	0	0	0	0	0	0	0	0	0	0	0	0	1	1	0	0	0	0	0	0	L	6-17
12/26	at Cowboys	P	0	0	0	0	0	0	0	0	0	0	0	0	0	0	0	1	1	0	0	0	0	0	0	L	21-42
01/01	Packers	P	4	3	1	0	0	0	0	0	0	0	0	0	0	0	0	0	0	0	0	0	0	0	0	L	24-31
2016 TOTALS		16-0	20	15	5	0	0	0	0	0	1	7	7	0	1	0	0	0	8	8	0	0	0	0	0	9-7	

+ Overtime

→ → → → → → → →

[illegible]



46

CHRISTIAN KUNTZ LONG SNAPPER

HEIGHT: 6-1

BIRTHPLACE Pittsburgh, PA

WEIGHT: 228

HOW ACQUIRED: FA '20

COLLEGE: Duquesne

NFL EXPERIENCE: 1st year

BORN: Apr. 13, 1994 (27)

PRO CAREER

- ✦ Has yet to make NFL debut

TRANSACTIONS

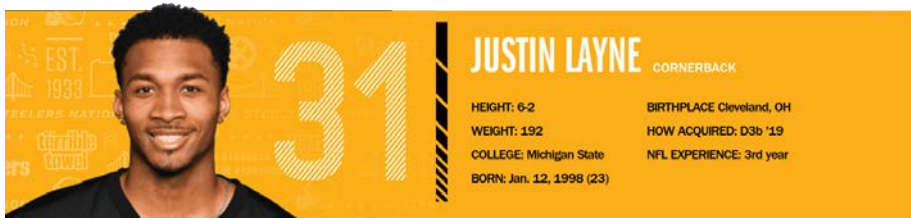
- ✦ Signed a reserve/future contract with Pittsburgh on Jan. 14, 2021
- ✦ Signed to the Steelers practice squad on Dec. 29, 2020 ✦
- Waived by the Steelers on Dec. 23, 2020
- Signed to the Pittsburgh practice squad on Nov. 24, 2020
- ✦ Waived by the Steelers on Aug. 2, 2020
- ✦ Signed with Pittsburgh as a free agent on March 30, 2020
- ✦ Played for the XFL's Dallas Renegades in the spring of 2020
- ✦ Waived by the Steelers on Aug. 31, 2019
- ✦ Signed by Pittsburgh on Aug. 15, 2019
- ✦ Waived by Jacksonville on June 13, 2019
- ✦ Signed to the Jaguars practice squad on Dec. 17, 2018
- ✦ Waived by Denver on June 14, 2018
- ✦ Signed by the Broncos on March 21, 2018
- ✦ Released by New England on Aug. 29, 2017
- ✦ Signed with the Patriots as an undrafted free agent on Aug. 28, 2017

COLLEGE

- ✦ Northeast Conference career sacks leader with 30.5
- ✦ His 71.5 career TFLs rank fourth on the NCAA all-time FCS list
- ✦ Two-time NEC Defensive Player of the Year
- ✦ First Duquesne player to earn All-American honors three times (STATS FCS third team as a sophomore and first team as a junior & senior)
- ✦ Named second team Associated Press All-America in 2015 and 2016
- ✦ Team captain in 2016
- ✦ Started all 11 games at outside linebacker as a redshirt senior
- ✦ Led the NEC in sacks (11.5) and tackles for loss (24.0) in helping the Dukes to a share of the conference title
- ✦ Suffered an injury that led to redshirting his junior year

PERSONAL

- ✦ Played football and basketball at Chartiers Valley High School
- ✦ Graduated with a degree from Duquesne in supply chain management
- ✦ Full name: Christian Kuntz



PRO CAREER

- ◆ Has played in 26 games (no starts) over his two-year NFL career (all with Steelers)
- ◆ Has registered 10 tackles, seven solo stops and added 15 special teams' tackles

2020 (STEELERS)

- ✦ Saw action in 16 regular-season games
- ✦ Registered 10 tackles, seven solo stops
- ✦ Recorded 12 special teams' tackles, including six solo stops
- ✦ Registered career-high five tackles in Week 13 vs. Washington

2019 (STEELERS)

- ✦ Saw action in 10 regular-season games, contributing mostly on special teams
- ✦ Recorded three special teams' tackles

TRANSACTIONS

- ◆ Signed a four-year contract with Pittsburgh on May 30, 2019
- ◆ Drafted by the Steelers with the team's first of its two picks in the third round (66th overall) in the 2019 NFL Draft

COLLEGE

- ★ Three-year letterwinner, played in 34 games (26 starts) at cornerback for Michigan State
- ★ Recorded 130 career tackles, including 4.5 tackles for loss and a half-sack
- ★ Added 24 career passes defended and three interceptions
- ★ Began his Spartans' career as a wide receiver before transitioning to cornerback midway through 2016 season
- ★ During his junior year, was recognized as Second-Team All-Big Ten selection
- ★ Recipient of Spartans' most outstanding underclass back award on defense
- ★ Recorded a career-high 15 pass breakups, tied as the eighth-most in a single-season in school history
- ★ Earned honorable mention All-Big Ten accolades after his sophomore season
- ★ Recorded 40 tackles in 13 games with nine starts
- ★ Ranked second on the defense with 8 passes defended
- ★ Saw action in nine games as a freshman, one at wide receiver and eight at cornerback, starting five of the last seven contests
- ★ Total 18 tackles, 1.5 tackles for loss and an interception

PERSONAL

- ★ A three-year starter at Benedictine (Cleveland, Ohio) High School
- ★ Logged a career-high 46 catches for 790 yards (17.2 average) and 11 TDs in 2015, adding three punt returns for TDs
- ★ Set a school single-game record with 12 catches for 187 yards and two TDs in a regional final
- ★ Caught 36 passes for 866 yards and 12 TDs as a senior
- ★ Hauled in seven interceptions in 2014
- ★ Four-year letterman in basketball, and track and field
- ★ Son of Deondre Layne and Vanessa Easterling
- ★ Full name: Justin Layne

JUSTIN LAYNE'S NFL REGULAR SEASON DEFENSIVE STATISTICS

		TACKLES										INTERCEPTIONS					O. FUMB			ST				MISC		
DATE	TEAM	GP	GS	TK	S	A	TFL	YDS	SK	YDS	QBH	NO	YDS	LG	TD	PD	FF	FR	YDS	TK	S	A	FF	FR	S	A
2019	Steelers	10	0	0	0	0	0	0.0	0.0	0.0	0	0	0	0	0	0	0	0	0	3	3	0	0	0	0	0
2020	Steelers	16	0	10	7	3	0	0	0.0	0.0	0	0	0	0	0	0	0	0	0	12	6	6	0	0	0	0
NFL TOTALS		26	0	10	7	3	0	0	0.0	0.0	0	0	0	0	0	0	0	0	0	15	9	6	0	0	0	0

JUSTIN LAYNE'S NFL POSTSEASON DEFENSIVE STATISTICS

[illegible]

SINGLE-GAME HIGHS: DEFENSIVE

Total Tackles 5 vs. Washington, Dec 07, 2020
2 at Baltimore Ravens, Nov 01, 2020

Special Teams Tackles 4 at Cleveland Browns, Jan 03, 2021
2 vs. Indianapolis Colts, Dec 27, 2020
...1 more at 2.

2019 GAME-BY-GAME REGULAR-SEASON STATISTICS (STEELERS)


[illegible]

2020 GAME-BY-GAME REGULAR-SEASON STATISTICS (STEELERS)

DATE	OPPONENT	P/S	TACKLES							INTERCEPTIONS				O. FUMB.			ST			MISC.		W/L	SCORE		
			TK	S	A	SK	YDS	TFL	YDS	QBH	NO	YDS	LG	TD	PD	FF	FR	YDS	TK	S	A			FF	FR
09/14	at Giants	P	0	0	0	0.0	0.0	0	0	0	0	0	0	0	0	0	0	0	0	0	0	0	0	W	26-16
09/20	Broncos	P	0	0	0	0.0	0.0	0	0	0	0	0	0	0	0	0	0	1	0	1	0	0	0	W	26-21
09/27	Texans	P	0	0	0	0.0	0.0	0	0	0	0	0	0	0	0	0	0	1	0	1	0	0	0	W	28-21
10/11	Eagles	P	0	0	0	0.0	0.0	0	0	0	0	0	0	0	0	0	0	0	0	0	0	0	0	W	38-29
10/18	Browns	P	0	0	0	0.0	0.0	0	0	0	0	0	0	0	0	0	0	0	0	0	0	0	0	W	38-7
10/25	at Titans	P	1	0	1	0.0	0.0	0	0	0	0	0	0	0	0	0	0	0	0	0	0	0	0	W	27-24
11/01	at Ravens	P	2	2	0	0.0	0.0	0	0	0	0	0	0	0	0	0	0	0	0	0	0	0	0	W	28-24
11/08	at Cowboys	P	1	1	0	0.0	0.0	0	0	0	0	0	0	0	0	0	0	0	0	0	0	0	0	W	24-19
11/15	Bengals	P	0	0	0	0.0	0.0	0	0	0	0	0	0	0	0	0	0	1	1	0	0	0	0	W	36-10
11/22	at Jaguars	P	0	0	0	0.0	0.0	0	0	0	0	0	0	0	0	0	0	0	0	0	0	0	0	W	27-3
12/02	Ravens	P	0	0	0	0.0	0.0	0	0	0	0	0	0	0	0	0	0	0	0	0	0	0	0	W	19-14
12/07	Washington	P	5	4	1	0.0	0.0	0	0	0	0	0	0	0	0	0	0	2	1	1	0	0	0	L	17-23
12/13	at Bills	P	1	0	1	0.0	0.0	0	0	0	0	0	0	0	0	0	0	1	0	1	0	0	0	L	15-26
12/21	at Bengals	P	0	0	0	0.0	0.0	0	0	0	0	0	0	0	0	0	0	0	0	0	0	0	0	L	17-27
12/27	Colts	P	0	0	0	0.0	0.0	0	0	0	0	0	0	0	0	0	0	2	1	1	0	0	0	W	28-24
01/03	at Browns	P	0	0	0	0.0	0.0	0	0	0	0	0	0	0	0	0	0	4	3	1	0	0	0	L	22-24
2020 TOTALS			16-0	10	7	3	0.0	0.0	0	0	0	0	0	0	0	0	0	12	6	6	0	0	0	12-4	

2020 GAME-BY-GAME POSTSEASON STATISTICS (STEELERS)

[illegible]



77

JOHN LEGLUE
TACKLE

HEIGHT: 6-7

WEIGHT: 310

COLLEGE: Tulane

BORN: Apr. 17, 1996 (25)

BIRTHPLACE: Alexandria, LA

HOW ACQUIRED: FA '20

NFL EXPERIENCE: 1st year

PRO CAREER

- ✦ Has yet to make NFL debut

2020 (STEELERS/PACKERS)

- ✦ Spent training camp with Green Bay and had a stint on the Steelers practice squad

2019 (BRONCOS/SAINTS/PACKERS)

- ✦ Spent training camp with Denver and had a stint on the Saints practice squad
- ✦ Signed to the Green Bay active roster from the New Orleans practice squad on Dec. 22, 2019
- ✦ Inactive for both Week 16 (at Minnesota) and Week 17 (at Detroit) as well as both postseason games

TRANSACTIONS

- ✦ Signed a Reserve/Futures contract with Pittsburgh on Jan. 14, 2021
- ✦ Signed to the Steelers practice squad on Dec. 29, 2020
- ✦ Waived by Green Bay on Sept. 5, 2020
- ✦ Signed to the Packers active roster from the New Orleans practice squad on Dec. 22, 2019
- ✦ Signed to the Saints practice squad on Sept. 1, 2019
- ✦ Waived by Denver on Aug. 31, 2019
- ✦ Signed by the Broncos as an undrafted free agent on Apr. 30, 2019

COLLEGE

- ✦ Played in 49 games (38 starts) in four seasons at Tulane (2014-18)
- ✦ Opened games at four different positions on the offensive line throughout his career (15 starts at right tackle, 13 at right guard, nine at center, one at left tackle)
- ✦ Started all 13 games at right guard as a senior in 2018, blocking for a Tulane offense that ranked No. 5 in the American Athletic Conference in rushing (218.2 ypg)
- ✦ Started his only career bowl game vs. Louisiana in the AutoNation Cure Bowl (Dec. 15)
- ✦ Started 11 games at right tackle and one game at left tackle as a junior in 2017
- ✦ Part of a Green Wave offense that averaged 231.5 rushing yards per game, good for No. 4 in the AAC
- ✦ Started all 12 games as a sophomore in 2016, opening the first three games at right tackle before moving to center for the final nine games
- ✦ Part of a line that allowed the fewest sacks in the AAC (21) and ranked No. 4 in the conference in rushing (228.1 ypg)
- ✦ Played in all 12 games (one start) as a redshirt freshman in 2015, also seeing action as the team's long snapper on special teams
- ✦ Earned an undergraduate degree in finance in three years and earned an MBA

PERSONAL

- ✦ Earned first-team all-district honors three times at Holy Savior Menard Central High (Alexandria, La.), contributing to an Eagles team that posted a 32-13 record during his tenure, including a District 3-2A title as a freshman
- ✦ Earned All-Central Louisiana honors as a junior and senior
- ✦ Three-year letterman in baseball, earning all-district and All-Central Louisiana honors
- ✦ Three-year letterman in basketball
- ✦ Full name: John Wagner Leglue
- ✦ Born in Alexandria, La.

JOHN LEGLUE'S NFL REGULAR SEASON STATISTICS

DATE	TEAM	GP	GS
2019	Saints	0	0
Went from New Orleans to Green Bay .			
2019	Packers	0	0
2019	TOTAL	0	0
NFL TOTALS		0	0

JOHN LEGLUE'S NFL POSTSEASON STATISTICS

DATE	TEAM	GP	GS
2019	Packers	0	0
NFL TOTALS		0	0

2019 GAME-BY-GAME REGULAR-SEASON STATISTICS (SAINTS/PACKERS)

DATE	OPPONENT	P/S		W/L	SCORE
09/09	Texans		PRACTICE SQUAD	W	30-28
09/15	at Rams		PRACTICE SQUAD	L	9-27
09/22	at Seahawks		PRACTICE SQUAD	W	33-27
09/29	Cowboys		PRACTICE SQUAD	W	12-10
10/06	Buccaneers		PRACTICE SQUAD	W	31-24
10/13	at Jaguars		PRACTICE SQUAD	W	13-6
10/20	at Bears		PRACTICE SQUAD	W	36-25
10/27	Cardinals		PRACTICE SQUAD	W	31-9
11/10	Falcons		PRACTICE SQUAD	L	9-26
11/17	at Buccaneers		PRACTICE SQUAD	W	34-17
11/24	Panthers		PRACTICE SQUAD	W	34-31
11/28	at Falcons		PRACTICE SQUAD	W	26-18
12/08	49ers		PRACTICE SQUAD	L	46-48
12/16	Colts		PRACTICE SQUAD	W	34-7
12/23	at Vikings		Went from Saints to Packers.		
12/29	at Lions		INACTIVE	W	23-10
2019 TOTALS		0-0		13-3	


2020 GAME-BY-GAME REGULAR-SEASON STATISTICS (PACKERS)

DATE	OPPONENT	P/S		W/L	SCORE
09/13	at Vikings		NOT ON ROSTER	W	43-34
09/20	Lions		NOT ON ROSTER	W	42-21
09/27	at Saints		NOT ON ROSTER	W	37-30
10/05	Falcons		NOT ON ROSTER	W	30-16
10/18	at Buccaneers		NOT ON ROSTER	L	10-38
10/25	at Texans		NOT ON ROSTER	W	35-20
11/01	Vikings		NOT ON ROSTER	L	22-28
11/05	at 49ers		NOT ON ROSTER	W	34-17
11/15	Jaguars		NOT ON ROSTER	W	24-20
11/22	at Colts		NOT ON ROSTER	L	31-34+
11/29	Bears		NOT ON ROSTER	W	41-25
12/06	Eagles		NOT ON ROSTER	W	30-16
12/13	at Lions		NOT ON ROSTER	W	31-24
12/19	Panthers		NOT ON ROSTER	W	24-16
12/27	Titans		NOT ON ROSTER	W	40-14
01/03	at Bears		NOT ON ROSTER	W	35-16
2020 TOTALS		0-0		13-3	

+ - Overtime

2019 GAME-BY-GAME POSTSEASON STATISTICS (PACKERS)

DATE	OPPONENT	P/S		W/L	SCORE
01/12	Seahawks		INACTIVE	W	28-23
01/19	at 49ers		INACTIVE	L	20-37
2019 TOTALS		0-0		1-1	



ISAIAHH LOUDERMILK DEFENSIVE END

HEIGHT: 6-7	BIRTHPLACE Howard, KN
WEIGHT: 240	HOW ACQUIRED: D5 '21
COLLEGE: Wisconsin	NFL EXPERIENCE: R
BORN: Oct. 10, 1997 (23)	

PRO CAREER

- ✦ Has yet to make NFL debut

TRANSACTIONS

- ✦ Signed a four-year contract with Pittsburgh on May 15, 2021
- ✦ Drafted by the Steelers in the fifth round (156th overall) in the 2021 NFL Draft

COLLEGE

- ✦ Played in 40 games (26 starts) at defensive end for Wisconsin (2016-20)
- ✦ Recorded 63 tackles, 11.5 tackles for loss, 7.5 sacks, two forced fumbles and nine pass breakups
- ✦ Graduated in December 2019 with bachelor's degree in personal finance
- ✦ Named All-Big Ten third team (media) and All-Big Ten honorable mention (coaches) in 2020
- ✦ Selected to participate in the 2021 East-West Shrine Bowl
- ✦ Played in all six games (six starts) at defensive end in 2020; recorded 13 tackles, nine solo stops, 2.5 tackles for loss and 2.0 sacks
- ✦ Started 14 games at defensive end in 2019; recorded 24 tackles, including 5.0 tackles for loss and 3.0 sacks, forced two fumbles and batted down five passes
- ✦ Set a career high with five tackles vs. Ohio State in 2019 Big Ten Football Championship Game, also recording 1.0 sack and forcing a fumble

PERSONAL

- ✦ Three-star prospect by 247 Sports, ESPN and Rivals
- ✦ First-team all-state in 8-man football by Kansas Football Coaches Association and Wichita Eagle as a senior; recorded 97 tackles, 2.0 sacks and two interceptions along with five TD receptions
- ✦ Helped 10-1 West Elk earn its first-ever playoff win as a senior
- ✦ First-team All-South Central Border League as a sophomore, junior and senior
- ✦ Three-time all-district and all-area selection
- ✦ Finished career with 267 tackles, 22.0 sacks and three interceptions on defense and registered eight TD receptions on offense
- ✦ Two-year team MVP
- ✦ First-team all-state in basketball by Kansas Basketball Coaches Association as a junior, averaging 19.2 points, 14.7 rebounds and 5.5 blocks per game
- ✦ Three-time All-SCBL in basketball
- ✦ Also competed in baseball and track and field, winning conference title in shot put as a junior
- ✦ Parents are Stacy Howell and Carteze Loudermilk
- ✦ Father played basketball at Independence Community College and Creighton.



CASSIUS MARSH

DEFENSIVE END

HEIGHT: 6-4

BIRTHPLACE Mission Hills, CA

WEIGHT: 245

HOW ACQUIRED: FA '20

COLLEGE: UCLA

NFL EXPERIENCE: 8th year

BORN: Jul. 7, 1992 (29)

PRO CAREER

- ✦ Has played in 92 games (nine starts) over his seven-year NFL career (Seahawks 2014-16; Patriots 2017; 49ers 2017-18; Cardinals 2019; Jaguars 2020; Colts 2020; Steelers 2020)
- ✦ Has registered 158 tackles, 111 solo stops, 29 quarterback hits, 25 tackles for loss, 14.0 sacks, four forced fumbles and two fumble recoveries
- ✦ Has recorded 22 tackles, 18 solo, on special teams
- ✦ Made NFL debut in Week 1 of 2015 at St. Louis Rams

2020 (JAGUARS/COLTS/STEELERS)

- ✦ Played in eight games with Jacksonville (four), Indianapolis (three) and Pittsburgh (one)
- ✦ Registered 12 tackles, 10 solo, and one quarterback hit
- ✦ Recorded two tackles, two solo, on special teams

2019 (CARDINALS)

- ✦ Played in 16 regular-season games (three starts)
- ✦ Registered 36 tackles, 25 solo, seven tackles for loss, 14 quarterback hits, 5.5 sacks and fumble recovery

2018 (49ERS)

- ✦ Played in 16 regular-season games (three starts)
- ✦ Registered 37 tackles, 26 solo, seven tackles for loss, five quarterback hits and 2.5 sacks
- ✦ Recorded 2.5 sacks, two tackles for loss and three quarterback hits in Week 9 vs. Oakland
- ✦ Registered 2.0 sacks, one tackle for loss and two quarterback hits in Week 16 vs. Chicago
- ✦ Recorded one tackle, one solo, on special teams

2017 (PATRIOTS/49ERS)

- ✦ Played in 15 regular-season games (one start)
- ✦ Registered 26 tackles, 23 solo, one tackle for loss, four quarterback hits, three forced fumbles and 3.0 sacks
- ✦ Recorded four tackles, three solo, on special teams

2016 (SEAHAWKS)

- ✦ Played in 16 regular-season games (one start)
- ✦ Registered 17 tackles, 11 solo, five tackles for loss, five quarterback hits, one forced fumble, one fumble recovery and 3.0 sacks
- ✦ Recorded five tackles, four solo, on special teams

2015 (SEAHAWKS)

- ✦ Played in 16 regular-season games (no starts)
- ✦ Registered 18 tackles, 12 solo and five tackles for loss
- ✦ Recorded 10 tackles, eight solo, on special teams

2014 (SEAHAWKS)

- ✦ Played in five regular-season games (no starts)
- ✦ Registered five tackles and four solo

TRANSACTIONS

- ✦ Signed a one-year contract with Pittsburgh on March 24, 2021
- ✦ Promoted to the Steelers active roster from practice squad on Dec. 9, 2020
- ✦ Signed to the Indianapolis practice squad on Nov. 30, 2020
- ✦ Promoted to the Colts active roster from practice squad on Nov. 28, 2020
- ✦ Signed to the Indianapolis practice squad on Nov. 23, 2020
- ✦ Promoted to the Colts active roster from practice squad on Nov. 21, 2020
- ✦ Signed to the Indianapolis practice squad on Nov. 13, 2020
- ✦ Promoted to the Colts active roster from practice squad on Nov. 12, 2020
- ✦ Signed to the Indianapolis practice squad on Oct. 24, 2020
- ✦ Waived by Jacksonville on Oct. 15, 2020
- ✦ Signed a one-year contract with the Jaguars on March 24, 2020
- ✦ Signed a one-year contract with Arizona on Sept. 1, 2019
- ✦ Signed a one-year contract with Seattle on Apr. 4, 2019
- ✦ Waived by San Francisco on March 15, 2019
- ✦ Signed a two-year contract with the 49ers on Feb. 9, 2018
- ✦ Claimed off waivers by San Francisco on Nov. 22, 2017
- ✦ Waived by New England on Nov. 22, 2017
- ✦ Traded to the Patriots from Seahawks for 2018 Fifth Round pick (#168 Jamarco Jones) and 2018 Seventh Round Pick (#250 – traded)
- ✦ Signed a four-year contract with Seattle on May 31, 2014
- ✦ Drafted by the Seahawks in the fourth round (108th overall) of the 2014 NFL Draft

COLLEGE

- ✦ Appeared in 50 games (38 starts) at UCLA (2010-13) and tallied 155 tackles, 97 solo, 25.5 tackles for loss, 16.0 sacks, two forced fumbles and five fumble recoveries
- ✦ In 2013, earned honorable mention All-Pac 12 honors after he appeared in 13 games (12 starts) and registered a single-season career-high 60 tackles, 35 solo, 10.5 tackles for loss, 6.0 sacks, one pass defended and one fumble recovery
- ✦ As a junior, started all 14 games and totaled 50 tackles, 31 solo, 10.5 tackles for loss, 8.0 sacks and two blocked kicks
- ✦ In 2011, saw action in 12 games (eight starts) and registered 15 tackles, 13 solo, and 2.0 sacks
- ✦ As a freshman, accumulated 23 tackles and 18 solo

PERSONAL

- ✦ Native of Simi Valley, Calif. that attended Oaks Christian High School in Westlake Village, Calif.
- ✦ As a senior, totaled 83 tackles and 23.0 sacks
- ✦ As a junior, earned first-team all-state honors after he tallied 55 tackles, 16.0 sacks and two forced fumbles
- ✦ Rated as the No. 6 player in California by Rivals
- ✦ Rated a four-star prospect by Rivals and Scout
- ✦ His father, Curtis, and his brother, Curtis Jr., each played three seasons in the NFL
- ✦ Graduated with a degree in communication studies

CASSIUS MARSH'S NFL REGULAR SEASON DEFENSIVE STATISTICS

TACKLES											INTERCEPTIONS					O. FUMB			ST			MISC					
DATE	TEAM	GP	GS	TK	S	A	TFL	YDS	SK	YDS	QBH	NO	YDS	LG	TD	PD	FF	FR	YDS	TK	S	A	FF	FR	S	A	
2014	Seahawks	5	0	5	1	4	0	0	0.0	0.0	0	0	0	0	0	0	0	0	0	0	0	0	0	0	0	0	
2015	Seahawks	16	0	18	12	6	5	6	0.0	0.0	0	0	0	0	0	0	0	0	0	10	8	2	0	0	0	0	
2016	Seahawks	16	1	17	11	6	5	36	3.0	29.0	5	0	0	0	0	0	1	1	0	5	4	1	0	0	0	0	
2017	Patriots	9	1	16	14	2	1	1	1.0	7.0	2	0	0	0	0	0	1	0	0	3	2	1	0	0	0	0	
Went from New England to San Francisco.																											
2017	49ers	6	0	10	9	1	0	0	2.0	20.0	2	0	0	0	0	0	2	0	0	1	1	0	0	0	0	0	
2017	TOTAL	15	1	26	23	3	1	1	3.0	27.0	4	0	0	0	0	0	3	0	0	4	3	1	0	0	0	0	
2018	49ers	16	3	37	26	11	7	35	5.5	27.0	14	0	0	0	0	0	0	1	0	1	1	0	0	0	0	0	
2019	Cardinals	16	3	43	28	15	7	43	2.5	11.0	5	0	0	0	0	0	0	0	0	0	0	0	0	0	0	0	
2020	Jaguars	4	1	9	7	2	0	0	0.0	0.0	1	0	0	0	0	0	0	0	0	0	0	0	0	0	0	0	
Went from Jacksonville to Indianapolis.																											
2020	Colts	4	0	3	3	0	0	0	0.0	0.0	0	0	0	0	0	0	0	0	0	2	2	0	1	0	0	0	
2020	TOTAL	8	1	12	10	2	0	0	0.0	0.0	1	0	0	0	0	0	0	0	0	2	2	0	1	0	0	0	
NFL TOTALS		92	9	158	111	47	25	121	14.0	94.0	29	0	0	0	0	0	4	2	0	22	18	4	1	0	0	0	

CASSIUS MARSH'S NFL POSTSEASON DEFENSIVE STATISTICS

				TACKLES							INTERCEPTIONS					O. FUMB			ST				MISC			
DATE	TEAM	GP	GS	TK	S	A	TFL	YDS	SK	YDS	QBH	NO	YDS	LG	TD	PD	FF	FR	YDS	TK	S	A	FF	FR	S	A
2015	Seahawks	2	0	1	0	1	0	0	0.0	0.0	0	0	0	0	0	0	0	0	0	1	1	0	0	0	0	0
2016	Seahawks	2	0	0	0	0	0	0	0.0	0.0	1	0	0	0	0	0	0	0	0	1	0	1	0	0	0	0
2020	Steelers	1	0	2	1	1	0	0	0.0	0.0	0	0	0	0	0	0	0	0	0	0	0	0	0	0	0	0
NFL TOTALS		5	0	3	1	2	0	0	0.0	0.0	1	0	0	0	0	0	0	0	0	2	1	1	0	0	0	0

SINGLE-GAME HIGHS: DEFENSIVE

Total Tackles	6 at Los Angeles Rams, Dec 30, 2018 5 at Los Angeles Rams, Dec 29, 2019 ...2 more at 5.	Tackles For Loss	2 vs. Seattle Seahawks, Sep 29, 2019 2 vs. Oakland Raiders, Nov 01, 2018 ...1 more at 2.
Sacks	2.5 vs. Oakland Raiders, Nov 01, 2018 2.0 vs. Chicago Bears, Dec 23, 2018	Special Teams Tackles	3 vs. Miami Dolphins, Sep 11, 2016 2 at Pittsburgh Steelers, Dec 27, 2020 ...3 more at 2.
Forced Fumbles	1 at Los Angeles Rams, Dec 31, 2017 1 at Chicago Bears, Dec 03, 2017 ...2 more at 1.	Special Teams Forced Fumbles	1 vs. Green Bay Packers, Nov 22, 2020
Fumble Recoveries	1 vs. Detroit Lions, Sep 16, 2018 1 vs. Carolina Panthers, Dec 04, 2016		

SINGLE-GAME HIGHS - POSTSEASON: DEFENSIVE

Total Tackles	2 vs. Cleveland Browns, Jan 10, 2021 1 at Carolina Panthers, Jan 17, 2016	Special Teams Tackles	1 at Atlanta Falcons, Jan 14, 2017 1 at Minnesota Vikings, Jan 10, 2016
---------------	--	-----------------------	--

2014 GAME-BY-GAME REGULAR-SEASON STATISTICS (SEAHAWKS)

DATE	OPPONENT	P/S	TACKLES							INTERCEPTIONS				O. FUMB			ST				MISC		W/L	SCORE			
			TK	S	A	SK	YDS	TFL	YDS	QBH	NO	YDS	LG	TD	PD	FF	FR	YDS	TK	S	A	FF			FR	S	A
09/04	Packers	P	0	0	0	0.0	0.0	0	0	0	0	0	0	0	0	0	0	0	0	0	0	0	0	0	W	36-16	
09/14	at Chargers	P	0	0	0	0.0	0.0	0	0	0	0	0	0	0	0	0	0	0	0	0	0	0	0	0	L	21-30	
09/21	Broncos	P	4	1	3	0.0	0.0	0	0	0	0	0	0	0	0	0	0	0	0	0	0	0	0	0	W	26-20+	
10/06	at Washington	P	1	0	1	0.0	0.0	0	0	0	0	0	0	0	0	0	0	0	0	0	0	0	0	0	W	27-17	
10/12	Cowboys	P	0	0	0	0.0	0.0	0	0	0	0	0	0	0	0	0	0	0	0	0	0	0	0	0	L	23-30	
10/19	at Rams									INJURED RESERVE															L	26-28	
10/26	at Panthers									INJURED RESERVE															W	13-9	
11/02	Raiders									INJURED RESERVE															W	30-24	
11/09	Giants									INJURED RESERVE															W	38-17	
11/16	at Chiefs									INJURED RESERVE															L	20-24	
11/23	Cardinals									INJURED RESERVE															W	19-3	
11/27	at 49ers									INJURED RESERVE															W	19-3	
12/07	at Eagles									INJURED RESERVE															W	24-14	
12/14	49ers									INJURED RESERVE															W	17-7	
12/21	at Cardinals									INJURED RESERVE															W	35-6	
12/28	Rams									INJURED RESERVE															W	20-6	
2014 TOTALS			5-0	5	1	4	0.0	0.0	0	0	0	0	0	0	0	0	0	0	0	0	0	0	0	0	12-4		
+ Overtime																											

+ - Overtime

2015 GAME-BY-GAME REGULAR-SEASON STATISTICS (SEAHAWKS)

DATE	OPPONENT	P/S	TACKLES							INTERCEPTIONS				O. FUMB			ST				MISC		W/L	SCORE			
			TK	S	A	SK	YDS	TFL	YDS	QBH	NO	YDS	LG	TD	PD	FF	FR	YDS	TK	S	A	FF			FR	S	A
09/13	at Rams	P	2	1	1	0.0	0.0	1	1	0	0	0	0	0	0	0	0	1	1	0	0	0	0	0	L	31-34+	
09/20	at Packers	P	0	0	0	0.0	0.0	0	0	0	0	0	0	0	0	0	0	0	0	0	0	0	0	0	L	17-27	
09/27	Bears	P	1	0	1	0.0	0.0	0	0	0	0	0	0	0	0	0	0	0	0	0	0	0	0	0	W	26-0	
10/05	Lions	P	1	1	0	0.0	0.0	0	0	0	0	0	0	0	0	0	0	0	0	0	0	0	0	0	W	13-10	
10/11	at Bengals	P	3	2	1	0.0	0.0	1	1	0	0	0	0	0	0	0	0	0	0	0	0	0	0	0	L	24-27+	
10/18	Panthers	P	2	0	2	0.0	0.0	0	0	0	0	0	0	0	0	0	0	0	0	0	0	0	0	0	L	23-27	
10/22	at 49ers	P	1	1	0	0.0	0.0	0	0	0	0	0	0	0	0	0	0	0	0	0	0	0	0	0	W	20-3	
11/01	at Cowboys	P	2	2	0	0.0	0.0	1	2	0	0	0	0	0	0	0	0	0	0	0	0	0	0	0	W	13-12	
11/15	Cardinals	P	1	1	0	0.0	0.0	0	0	0	0	0	0	0	0	0	0	0	0	0	0	0	0	0	L	32-39	
11/22	49ers	P	1	1	0	0.0	0.0	0	0	0	0	0	0	0	0	0	0	1	1	0	0	0	0	0	W	29-13	
11/29	Steelers	P	1	0	1	0.0	0.0	0	0	0	0	0	0	0	0	0	0	1	0	1	0	0	0	0	W	39-30	
12/06	at Vikings	P	2	2	0	0.0	0.0	1	1	0	0	0	0	0	0	0	0	2	2	0	0	0	0	0	W	38-7	
12/13	at Ravens	P	1	1	0	0.0	0.0	1	1	0	0	0	0	0	0	0	0	1	1	0	0	0	0	0	W	35-6	
12/20	Browns	P	0	0	0	0.0	0.0	0	0	0	0	0	0	0	0	0	0	1	1	0	0	0	0	0	W	30-13	
12/27	Rams	P	0	0	0	0.0	0.0	0	0	0	0	0	0	0	0	0	0	1	0	1	0	0	0	0	L	17-23	
01/03	at Cardinals	P	0	0	0	0.0	0.0	0	0	0	0	0	0	0	0	0	0	2	2	0	0	0	0	0	W	36-6	
2015 TOTALS		16-0	18	12	6	0.0	0.0	5	6	0	0	0	0	0	0	0	0	10	8	2	0	0	0	0	10-6		
+ = Overtime																											

+ - Overtime

2016 GAME-BY-GAME REGULAR-SEASON STATISTICS (SEAHAWKS)

DATE	OPPONENT	P/S	TACKLES							INTERCEPTIONS				O. FUMB			ST				MISC		W/L/T	SCORE		
			TK	S	A	SK	YDS	TFL	YDS	QBH	NO	YDS	LG	TD	PD	FF	FR	YDS	TK	S	A	FF			FR	S
09/11	Dolphins	P	1	1	0	1.0	9.0	0	0	0	0	0	0	0	1	0	0	3	2	1	0	0	0	0	W	12-10
09/18	at Rams	P	0	0	0	0.0	0.0	0	0	0	0	0	0	0	0	0	0	0	0	0	0	0	0	L	3-9	
09/25	49ers	P	1	0	1	0.0	0.0	0	0	0	0	0	0	0	0	0	0	0	0	0	0	0	0	W	37-18	
10/02	at Jets	P	1	1	0	0.0	0.0	0	0	0	0	0	0	0	0	0	0	0	0	0	0	0	0	W	27-17	
10/16	Falcons	P	2	1	1	1.0	13.0	1	13	1	0	0	0	0	0	0	0	0	0	0	0	0	0	W	26-24	
10/23	at Cardinals	S	1	1	0	0.0	0.0	0	0	0	0	0	0	0	0	0	0	0	0	0	0	0	0	T	6-6+	
10/30	at Saints	P	0	0	0	0.0	0.0	0	0	0	0	0	0	0	0	0	0	0	0	0	0	0	0	L	20-25	
11/07	Bills	P	0	0	0	0.0	0.0	0	0	0	0	0	0	0	0	0	0	0	0	0	0	0	0	W	31-25	
11/13	at Patriots	P	1	1	0	0.0	0.0	1	1	1	0	0	0	0	0	0	0	0	0	0	0	0	0	W	31-24	
11/20	Eagles	P	1	1	0	0.0	0.0	1	14	1	0	0	0	0	0	0	0	0	0	0	0	0	0	W	26-15	
11/27	at Buccaneers	P	4	3	1	0.0	0.0	1	1	0	0	0	0	0	0	0	0	0	0	0	0	0	0	L	5-14	
12/04	Panthers	P	0	0	0	0.0	0.0	0	0	0	0	0	0	0	1	0	0	0	0	0	0	0	0	W	40-7	
12/11	at Packers	P	1	0	1	0.0	0.0	0	0	0	0	0	0	0	0	0	0	0	0	0	0	0	0	L	10-38	
12/15	Rams	P	2	1	1	1.0	7.0	1	7	1	0	0	0	0	0	0	0	0	0	0	0	0	0	W	24-3	
12/24	Cardinals	P	0	0	0	0.0	0.0	0	0	0	0	0	0	0	0	0	0	0	0	0	0	0	0	L	31-34	
01/01	at 49ers	P	2	1	1	0.0	0.0	0	0	0	0	0	0	0	0	0	0	2	2	0	0	0	0	W	25-23	
2016 TOTALS			16-1	17	11	6	3.0	29.0	5	36	5	0	0	0	0	1	1	0	5	4	1	0	0	0	10-5-1	
+ Overtime																										

+ - Overtime

2017 GAME-BY-GAME REGULAR-SEASON STATISTICS (PATRIOTS/49ERS)

DATE	OPPONENT	P/S	TACKLES							INTERCEPTIONS					O. FUMB			ST				MISC		W/L	SCORE		
			TK	S	A	SK	YDS	TFL	YDS	QBH	NO	YDS	LG	TD	PD	FF	FR	YDS	TK	S	A	FF	FR			S	A
09/07	Chiefs	P	3	2	1	0.0	0.0	0	0	0	0	0	0	0	0	0	0	0	0	0	0	0	0	L	27-42		
09/17	at Saints	P	0	0	0	0.0	0.0	0	0	0	0	0	0	0	0	0	0	1	1	0	0	0	0	W	36-20		
09/24	Texans	S	4	4	0	1.0	7.0	0	0	1	0	0	0	0	1	0	0	1	0	1	0	0	0	W	36-33		
10/01	Panthers	P	4	3	1	0.0	0.0	0	0	0	0	0	0	0	0	0	0	0	0	0	0	0	0	L	30-33		
10/05	at Buccaneers	P	1	1	0	0.0	0.0	0	0	0	0	0	0	0	0	0	0	1	1	0	0	0	0	W	19-14		
10/15	at Jets	P	2	2	0	0.0	0.0	0	0	0	0	0	0	0	0	0	0	0	0	0	0	0	0	W	24-17		
10/22	Falcons	P	0	0	0	0.0	0.0	0	0	1	0	0	0	0	0	0	0	0	0	0	0	0	0	W	23-7		
10/29	Chargers	P	2	2	0	0.0	0.0	1	1	0	0	0	0	0	0	0	0	0	0	0	0	0	0	W	21-13		
11/12	at Broncos		ON INACTIVE LIST																							W	41-16
11/19	at Raiders	P	0	0	0	0.0	0.0	0	0	0	0	0	0	0	0	0	0	0	0	0	0	0	0	W	33-8		
11/26	Seahawks	P	2	2	0	0.0	0.0	0	0	0	Went from Patriots to 49ers.										0	0	0	0	0	L	13-24
12/03	at Bears	P	1	1	0	1.0	14.0	0	0	0	0	0	0	0	1	0	0	0	0	0	0	0	0	W	15-14		
12/10	at Texans	P	2	1	1	0.0	0.0	0	0	0	0	0	0	0	0	0	0	0	0	0	0	0	0	W	26-16		
12/17	Titans	P	1	1	0	0.0	0.0	0	0	0	0	0	0	0	0	0	0	1	1	0	0	0	0	W	25-23		
12/24	Jaguars	P	1	1	0	0.0	0.0	0	0	1	0	0	0	0	0	0	0	0	0	0	0	0	0	W	44-33		
12/31	at Rams	P	3	3	0	1.0	6.0	0	0	1	0	0	0	0	1	0	0	0	0	0	0	0	0	W	34-13		
2017 TOTALS			15-1	26	23	3	3.0	27.0	1	1	4	0	0	0	0	3	0	0	4	3	1	0	0	0	13-3		

2018 GAME-BY-GAME REGULAR-SEASON STATISTICS (49ERS)

DATE	OPPONENT	P/S	TACKLES							INTERCEPTIONS				O. FUMB		ST				MISC		W/L	SCORE		
			TK	S	A	SK	YDS	TFL	YDS	QBH	NO	YDS	LG	TD	PD	FF	FR	YDS	TK	S	A			FF	FR
09/09	at Vikings	P	2	2	0	0.0	0.0	0	0	0	0	0	0	0	0	0	0	0	0	0	0	0	0	L	16-24
09/16	Lions	P	1	0	1	0.0	0.0	0	0	0	0	0	0	0	0	1	0	0	0	0	0	0	0	W	30-27
09/23	at Chiefs	P	2	1	1	0.0	0.0	0	0	0	0	0	0	0	0	0	0	0	0	0	0	0	0	L	27-38
09/30	at Chargers	P	1	1	0	0.0	0.0	0	0	1	0	0	0	0	0	0	0	0	0	0	0	0	0	L	27-29
10/07	Cardinals	P	4	3	1	1.0	6.0	1	6	1	0	0	0	0	0	0	0	0	0	0	0	0	0	L	18-28
10/15	at Packers	P	1	0	1	0.0	0.0	0	0	0	0	0	0	0	0	0	0	0	0	0	0	0	0	L	30-33
10/21	Rams	S	1	1	0	0.0	0.0	1	8	0	0	0	0	0	0	0	0	0	0	0	0	0	0	L	10-39
10/28	at Cardinals	P	3	2	1	0.0	0.0	2	2	1	0	0	0	0	0	0	0	0	0	0	0	0	0	L	15-18
11/01	Raiders	S	4	3	1	2.5	13.0	2	11	3	0	0	0	0	0	0	0	0	0	0	0	0	0	W	34-3
11/12	Giants	P	1	1	0	0.0	0.0	0	0	1	0	0	0	0	0	0	0	0	0	0	0	0	0	L	23-27
11/25	at Buccaneers	P	3	3	0	0.0	0.0	0	0	2	0	0	0	0	0	0	0	0	0	0	0	0	0	L	9-27
12/02	at Seahawks	P	2	0	2	0.0	0.0	0	0	1	0	0	0	0	0	0	0	0	0	0	0	0	0	L	16-43
12/09	Broncos	P	2	2	0	0.0	0.0	0	0	2	0	0	0	0	0	0	0	0	0	0	0	0	0	W	20-14
12/16	Seahawks	P	1	1	0	0.0	0.0	0	0	0	0	0	0	0	0	0	0	0	0	0	0	0	0	W	26-23+
12/23	Bears	P	3	2	1	2.0	8.0	1	8	2	0	0	0	0	0	0	0	0	0	0	0	0	0	L	9-14
12/30	at Rams	S	6	4	2	0.0	0.0	0	0	0	0	0	0	0	0	0	0	1	1	0	0	0	0	L	32-48
2018 TOTALS			16-3	37	26	11	5.5	27.0	7	35	14	0	0	0	0	0	1	0	1	1	0	0	0	0	4-12

+ - Overtime

2019 GAME-BY-GAME REGULAR-SEASON STATISTICS (CARDINALS)

DATE	OPPONENT	P/S	TACKLES							INTERCEPTIONS							O. FUMB			ST				MISC		W/L/T	SCORE
			TK	S	A	SK	YDS	TFL	YDS	QBH	NO	YDS	LG	TD	PD	FF	FR	YDS	TK	S	A	FF	FR	S	A		
09/08	Lions	P	1	0	1	0.0	0.0	0	0	0	0	0	0	0	0	0	0	0	0	0	0	0	0	T	27-27+		
09/15	at Ravens	P	4	3	1	1.0	7.0	1	7	1	0	0	0	0	0	0	0	0	0	0	0	0	0	L	17-23		
09/22	Panthers	P	3	2	1	0.0	0.0	0	0	0	0	0	0	0	0	0	0	0	0	0	0	0	0	L	20-38		
09/29	Seahawks	P	5	3	2	0.0	0.0	2	0	0	0	0	0	0	0	0	0	0	0	0	0	0	0	L	10-27		
10/06	at Bengals	P	2	1	1	0.0	0.0	0	0	0	0	0	0	0	0	0	0	0	0	0	0	0	0	W	26-23		
10/13	Falcons	P	2	1	1	0.0	0.0	0	0	0	0	0	0	0	0	0	0	0	0	0	0	0	0	W	34-33		
10/20	at Giants	P	1	1	0	0.0	0.0	1	14	1	0	0	0	0	0	0	0	0	0	0	0	0	0	W	27-21		
10/27	at Saints	P	1	1	0	0.0	0.0	1	9	0	0	0	0	0	0	0	0	0	0	0	0	0	0	L	9-31		
10/31	49ers	P	2	2	0	0.0	0.0	0	0	0	0	0	0	0	0	0	0	0	0	0	0	0	0	L	25-28		
11/10	at Buccaneers	P	2	1	1	0.0	0.0	0	0	0	0	0	0	0	0	0	0	0	0	0	0	0	0	L	27-30		
11/17	at 49ers	P	4	3	1	0.0	0.0	0	0	1	0	0	0	0	0	0	0	0	0	0	0	0	0	L	26-36		
12/01	Rams	P	5	4	1	0.0	0.0	1	10	0	0	0	0	0	0	0	0	0	0	0	0	0	0	L	7-34		
12/08	Steelers	P	1	0	1	0.0	0.0	0	0	0	0	0	0	0	0	0	0	0	0	0	0	0	0	L	17-23		
12/15	Browns	S	2	2	0	0.0	0.0	0	0	1	0	0	0	0	0	0	0	0	0	0	0	0	0	W	38-24		
12/22	at Seahawks	S	3	2	1	1.0	0.0	0	0	0	0	0	0	0	0	0	0	0	0	0	0	0	0	W	27-13		
12/29	at Rams	S	5	2	3	0.5	4.0	1	3	1	0	0	0	0	0	0	0	0	0	0	0	0	0	L	24-31		
2019 TOTALS			16-3	43	28	15	2.5	11.0	7	43	5	0	0	0	0	0	0	0	0	0	0	0	0	0	5-10-1		

+ - Overtime

[illegible]

		TACKLES								INTERCEPTIONS				O. FUMB			ST			MISC							
DATE	OPPONENT	P/S	TK	S	A	SK	YDS	TFL	YDS	QBH	NO	YDS	LG	TD	PD	FF	FR	YDS	TK	S	A	FF	FR	S	A	W/L	SCORE
01/10	at Vikings	P	0	0	0	0	0	0	0	0	0	0	0	0	0	0	0	0	1	1	0	0	0	0	0	W	10-9
01/17	at Panthers	P	1	0	1	0	0	0	0	0	0	0	0	0	0	0	0	0	0	0	0	0	0	0	0	L	24-31
2015 Totals		2-0	1	0	1	0	0	0	0	0	0	0	0	0	0	0	0	0	1	1	0	0	0	0	0	1-1	

			TACKLES							INTERCEPTIONS				O. FUMB			ST			MISC							
DATE	OPPONENT	P/S	TK	S	A	SK	YDS	TFL	YDS	QBH	NO	YDS	LG	TD	PD	FF	FR	YDS	TK	S	A	FF	FR	S	A	W/L	SCORE
01/07	Lions	P	0	0	0	0	0	0	0	1	0	0	0	0	0	0	0	0	0	0	0	0	0	0	0	W	26-6
01/14	at Falcons	P	0	0	0	0	0	0	0	0	0	0	0	0	0	0	0	0	1	1	0	0	0	0	0	L	20-36
2016 Totals		2-0	0	0	0	0	0	0	0	1	0	0	0	0	0	0	0	0	1	0	1	0	0	0	0	1-1	

[illegible]



35

ARTHUR MAULET

(mah-LETT)

CORNERBACK

HEIGHT: 5-10

BIRTHPLACE New Orleans, LA

WEIGHT: 190

HOW ACQUIRED: FA-21

COLLEGE: Memphis

NFL EXPERIENCE: 5th year

BORN: Jul. 13, 1993 (28)

PRO CAREER

- ✦ Has played in 34 games (12 starts) over his four-year NFL career (Saints, 2017-18; Colts 2018; Jets, 2019-20)
- ✦ Has registered 69 tackles, 50 solo stops, seven passes defended, five tackles for loss, two interceptions, one quarterback hit and 1.0 sack
- ✦ Has recorded eight tackles, six solo, and one fumble recovery on special teams
- ✦ Appeared in two postseason games with New Orleans on special teams and spent time on the practice squad for two more

2020 (JETS)

- ✦ Played in 11 games (five starts)
- ✦ Registered 23 tackles, 19 solo stops, five passes defended, 1.0 sack, one quarterback hit and one interception
- ✦ Recorded six tackles, four solo stops, on special teams

2019 (JETS)

- ✦ Appeared in a single-season high 12 games (six starts)
- ✦ Each of his six starts came over the final eight weeks of the season
- ✦ Spent two weeks on the practice squad
- ✦ Registered a single-season best 41 tackles, while also recording the first interception and two passes defended of his career
- ✦ Registered 28 tackles over the final six weeks of the season, which ranked tied for the ninth most among all corners despite playing only four of those games
- ✦ Added a single-season best four special teams tackles and contributed to a franchise record 43 non-offensive points scored with a fumble recovery in the endzone on special teams

2018 (SAINTS)

- ✦ Appeared in six games (one start) for New Orleans and Indianapolis after opening the season with the Saints and later joining the Colts active roster
- ✦ Returned to New Orleans in Week 13 and spent the final five weeks and both postseason contests on the practice squad
- ✦ Registered nine tackles on defense

2017 (SAINTS)

- ✦ A member of the practice squad for 11 of the first 12 weeks of the season, joining the active roster for the final five regular season contests and both playoff games
- ✦ Saw action on special teams, recording one tackle

TRANSACTIONS

- ✦ Signed a one-year contract with Pittsburgh on May 7, 2021
- ✦ Signed a one-year contract with N.Y. Jets on Mar. 20, 2020
- ✦ Promoted to the Jets active roster on Oct. 30, 2019
- ✦ Signed to the N.Y. Jets practice squad on Oct. 18, 2019
- ✦ Waived by the Jets on Oct. 15, 2019
- ✦ Signed a reserve/future contract with the N.Y. Jets on Jan. 29, 2019
- ✦ Signed to the New Orleans practice squad on Nov. 26, 2018
- ✦ Waived by Indianapolis on Nov. 20, 2018
- ✦ Claimed off waivers by Indianapolis on Sept. 24, 2018
- ✦ Waived by the Saints on Sept. 21, 2018
- ✦ Promoted to the New Orleans active roster on Dec. 3, 2017
- ✦ Signed to the Saints practice squad on Sept. 26, 2017
- ✦ Waived by New Orleans on Sept. 2, 2017
- ✦ Signed with the Saints as an undrafted free agent on Apr. 30, 2017

COLLEGE

- ✦ Played two seasons for Memphis (2015-16) after transferring from Copiah-Lincoln Community College
- ✦ Played in all 26 games of his Tigers' career (21 starts)
- ✦ Recorded 111 tackles (92 solo), 22 pass breakups, 7.5 tackles for loss, 4.5 sacks, four interceptions, one fumble recovery and two forced fumbles
- ✦ Member of consecutive bowl teams at Memphis (2015 Birmingham Bowl, 2016 Boca Raton Bowl)
- ✦ Helped program achieve its highest AP Ranking (15th) in his first year with the school in 2015
- ✦ Named the Tigers' DeAngelo Williams Most Valuable Player as a senior in 2016
- ✦ Started all 13 games in the defensive backfield in 2016
- ✦ Fifth-leading tackler on the Tigers with 73 tackles (57 solo), including 7.5 tackles for loss and 4.5 sacks
- ✦ Recorded a team-high 13 pass breakups to go along with two interceptions (tied for team-high honors) and two forced fumbles
- ✦ Posted five or more tackles in final eight games of career, including two double-figure performances vs. Cincinnati (10) and Western Kentucky (11)
- ✦ The 11 total tackles and eight solo stops vs. Western Kentucky in the Boca Raton Bowl were career highs (also collected career bests with 3.5 tackles for loss and 3.0 sacks vs. the Hilltoppers)
- ✦ Registered a career-high four pass breakups and six tackles in the upset win over No. 18/21 Houston
- ✦ Played two seasons at Copiah-Lincoln Community College (2013-14)
- ✦ 2014 Mississippi Association of Community and Junior Colleges (MACJC) All-State second team selection
- ✦ Led the National Junior College Athletic Association (NJCAA) with 20 pass breakups in 2014

PERSONAL

- ✦ Played at Bonnabel High School
- ✦ Earned New Orleans Times-Picayune Metro All-District 8-5A honors his junior and senior seasons (2010, 2011)
- ✦ Named to the 2010 all-district squad at defensive back and the 2011 all-district team at punter
- ✦ Also played soccer and basketball for the Bruins
- ✦ Earned all-state honors in soccer
- ✦ Son of Donald Cox
- ✦ Born in New Orleans
- ✦ Has four younger siblings: Juan, Kawanda, Henry and Bri

ARTHUR MAULET'S NFL REGULAR SEASON DEFENSIVE STATISTICS

DATE	TEAM	GP	GS	TACKLES										INTERCEPTIONS					O. FUMB			ST				MISC	
				TK	S	A	TFL	YDS	SK	YDS	QBH	NO	YDS	LG	TD	PD	FF	FR	YDS	TK	S	A	FF	FR	S	A	
2017	Saints	6	0	0	0	0	0	0	0.0	0.0	0	0	0	0	0	0	0	1	1	0	0	0	0	0			
2018	Colts	5	1	9	6	3	0	0	0.0	0.0	0	0	0	0	0	0	0	0	0	0	0	0	0	0			
2019	Jets	12	6	37	25	12	5	11	0.0	0.0	0	1	13	13	0	2	0	0	1	1	0	0	1	0	0		
2020	Jets	11	5	23	19	4	0	0	1.0	3.0	1	1	20	20	0	5	0	0	6	4	2	0	0	0	0		
NFL TOTALS		34	12	69	50	19	5	11	1.0	3.0	1	2	33	20	0	7	0	0	8	6	2	0	1	0	0		

ARTHUR MAULET'S NFL POSTSEASON DEFENSIVE STATISTICS

TACKLES										INTERCEPTIONS					O. FUMB			ST				MISC				
DATE	TEAM	GP	GS	TK	S	A	TFL	YDS	SK	YDS	QBH	NO	YDS	LG	TD	PD	FF	FR	YDS	TK	S	A	FF	FR	S	A
2017	Saints	2	0	0	0	0	0	0	0.0	0.0	0	0	0	0	0	0	0	0	0	0	0	0	0	0	0	0
NFL TOTALS		2	0	0	0	0	0	0	0.0	0.0	0	0	0	0	0	0	0	0	0	0	0	0	0	0	0	0

SINGLE-GAME HIGHS: DEFENSIVE

Total Tackles	8 vs. Pittsburgh Steelers, Dec 22, 2019	Interception Return Yards	20 vs. Las Vegas Raiders, Dec 06, 2020
	7 at Buffalo Bills, Dec 29, 2019		13 at Buffalo Bills, Dec 29, 2019
	...1 more at 7.	Special Teams Tackles	2 at Seattle Seahawks, Dec 13, 2020
Passes Defensed	3 vs. Cleveland Browns, Dec 27, 2020		1 vs. Las Vegas Raiders, Dec 06, 2020
	1 vs. Las Vegas Raiders, Dec 06, 2020		...5 more at 1.
	...3 more at 1.	Special Teams Fumble Recoveries	1 at New England Patriots, Sep 22, 2019
Tackles For Loss	3 vs. Oakland Raiders, Nov 24, 2019		
	2 at Buffalo Bills, Dec 29, 2019		
Interceptions	1 vs. Las Vegas Raiders, Dec 06, 2020		
	1 at Buffalo Bills, Dec 29, 2019		

2017 GAME-BY-GAME REGULAR-SEASON STATISTICS (SAINTS)

			TACKLES							INTERCEPTIONS					O. FUMB			ST				MISC					
DATE	OPPONENT	P/S	TK	S	A	SK	YDS	TFL	YDS	QBH	NO	YDS	LG	TD	PD	FF	FR	YDS	TK	S	A	FF	FR	S	A	W/L	SCORE
09/24	at Panthers	P	0	0	0	0.0	0.0	0	0	0	0	0	0	0	0	0	0	0	0	0	0	0	0	0	0	W	34-13
10/15	Lions										DID NOT PLAY															W	52-38
10/22	at Packers										DID NOT PLAY															W	26-17
10/29	Bears										DID NOT PLAY															W	20-12
11/05	Buccaneers										DID NOT PLAY															W	30-10
11/12	at Bills										PRACTICE SQUAD															W	47-10
11/19	Washington										PRACTICE SQUAD															W	34-31+
11/26	at Rams										PRACTICE SQUAD															L	20-26
12/03	Panthers	P	0	0	0	0.0	0.0	0	0	0	0	0	0	0	0	0	0	0	0	0	0	0	0	0	0	W	31-21
12/07	at Falcons	P	0	0	0	0.0	0.0	0	0	0	0	0	0	0	0	0	0	0	1	1	0	0	0	0	0	L	17-20
12/17	Jets	P	0	0	0	0.0	0.0	0	0	0	0	0	0	0	0	0	0	0	0	0	0	0	0	0	0	W	31-19
12/24	Falcons	P	0	0	0	0.0	0.0	0	0	0	0	0	0	0	0	0	0	0	0	0	0	0	0	0	0	W	23-13
12/31	at Buccaneers	P	0	0	0	0.0	0.0	0	0	0	0	0	0	0	0	0	0	0	0	0	0	0	0	0	0	L	24-31
2017 TOTALS		6-0	0	0	0	0.0	0.0	0	0	0	0	0	0	0	0	0	0	0	1	1	0	0	0	0	0	10-3	

+ - Overtime

2018 GAME-BY-GAME REGULAR-SEASON STATISTICS (COLTS)

DATE	OPPONENT	P/S	TACKLES							INTERCEPTIONS					O. FUMB			ST				MISC		W/L	SCORE		
			TK	S	A	SK	YDS	TFL	YDS	QBH	NO	YDS	LG	TD	PD	FF	FR	YDS	TK	S	A	FF	FR			S	A
09/09	Bengals										NOT ON ROSTER															L	23-34
09/16	at Washington										NOT ON ROSTER															W	21-9
09/23	at Eagles										NOT ON ROSTER															L	16-20
09/30	Texans	P	0	0	0	0.0	0.0	0	0	0	0	0	0	0	0	0	0	0	0	0	0	0	0	0	L	34-37+	
10/04	at Patriots	S	5	2	3	0.0	0.0	0	0	0	0	0	0	0	0	0	0	0	0	0	0	0	0	0	L	24-38	
10/14	at Jets										INACTIVE															L	34-42
10/21	Bills										INACTIVE															W	37-5
10/28	at Raiders	P	3	3	0	0.0	0.0	0	0	0	0	0	0	0	0	0	0	0	0	0	0	0	0	0	W	42-28	
11/11	Jaguars	P	1	1	0	0.0	0.0	0	0	0	0	0	0	0	0	0	0	0	0	0	0	0	0	0	W	29-26	
11/18	Titans	P	0	0	0	0.0	0.0	0	0	0	0	0	0	0	0	0	0	0	0	0	0	0	0	0	W	38-10	
11/25	Dolphins										NOT ON ROSTER															W	27-24
12/02	at Jaguars										NOT ON ROSTER															L	0-6
12/09	at Texans										NOT ON ROSTER															W	24-21
12/16	Cowboys										NOT ON ROSTER															W	23-0
12/23	Giants										NOT ON ROSTER															W	28-27
12/30	at Titans										NOT ON ROSTER															W	33-17

+ - Overtime

→ → → → → → → → →


DATE	OPPONENT	P/S	TACKLES								INTERCEPTIONS				O. FUMB			ST			MISC		W/L	SCORE	
			TK	S	A	SK	YDS	TFL	YDS	QBH	NO	YDS	LG	TD	PD	FF	FR	YDS	TK	S	A	FF			FR
09/08	Bills	P	0	0	0	0.0	0.0	0	0	0	0	0	0	0	0	0	0	0	0	0	0	0	0	L	16-17
09/16	Browns	P	0	0	0	0.0	0.0	0	0	0	0	0	0	0	0	0	0	0	0	0	0	0	0	L	3-23
09/22	at Patriots	P	1	1	0	0.0	0.0	0	0	0	0	0	0	0	0	0	0	0	0	0	1	0	0	L	14-30
10/06	at Eagles	P	0	0	0	0.0	0.0	0	0	0	0	0	0	0	0	0	0	1	1	0	0	0	0	L	6-31
10/13	Cowboys	P	0	0	0	0.0	0.0	0	0	0	0	0	0	0	0	0	0	0	0	0	0	0	0	W	24-22
10/21	Patriots		DID NOT PLAY								DID NOT PLAY													L	0-33
10/27	at Jaguars		DID NOT PLAY								DID NOT PLAY													L	15-29
11/03	at Dolphins	P	1	1	0	0.0	0.0	0	0	0	0	0	0	0	0	0	0	0	0	0	0	0	0	L	18-26
11/10	Giants	S	5	3	2	0.0	0.0	0	0	0	0	0	0	0	0	0	0	0	0	0	0	0	0	W	34-27
11/17	at Washington	S	2	0	2	0.0	0.0	0	0	0	0	0	0	0	0	0	0	0	0	0	0	0	0	W	34-17
11/24	Raiders	S	7	5	2	0.0	0.0	3	5	0	0	0	0	0	0	0	0	0	0	0	0	0	0	W	34-3
12/01	at Bengals	S	6	5	1	0.0	0.0	0	0	0	0	0	0	1	0	0	0	0	0	0	0	0	0	L	6-22
12/08	Dolphins		INACTIVE								INACTIVE													W	22-21
12/12	at Ravens		INACTIVE								INACTIVE												L	21-42	
12/22	Steelers	S	8	4	4	0.0	0.0	0	0	0	0	0	0	0	0	0	0	0	0	0	0	0	0	W	16-10
12/29	at Bills	S	7	6	1	0.0	0.0	2	6	0	1	13	13	0	1	0	0	0	0	0	0	0	0	W	13-6
2019 TOTALS			12-6	37	25	12	0.0	0.0	5	11	0	1	13	13	0	2	0	0	0	1	1	0	0	0	7-9

2020 GAME-BY-GAME REGULAR-SEASON STATISTICS (JETS)

DATE	OPPONENT	P/S	TACKLES							INTERCEPTIONS					O. FUMB.			ST			MISC			W/L	SCORE
			TK	S	A	SK	YDS	TFL	YDS	QBH	NO	YDS	LG	TD	PD	FF	FR	YDS	TK	S	A	FF	FR		
09/13	at Bills	P	0	0	0	0.0	0.0	0	0	0	0	0	0	0	0	0	0	0	0	0	0	0	0	L	17-27
09/20	49ers	P	0	0	0	0.0	0.0	0	0	0	0	0	0	0	0	0	0	1	0	1	0	0	0	L	13-31
09/27	at Colts																	1	0	1	0	0	0	L	7-36
10/01	Broncos																							L	28-37
10/11	Cardinals																							L	10-30
10/18	at Dolphins																							L	0-24
10/25	Bills																							L	10-18
11/01	at Chiefs																							L	9-35
11/09	Patriots																							L	27-30
11/29	Dolphins	S	5	4	1	0.0	0.0	0	0	0	0	0	1	0	0	0	0	0	0	0	0	0	0	L	3-20
12/06	Raiders	S	0	0	0	0.0	0.0	0	0	0	1	20	20	0	1	0	0	0	1	1	0	0	0	L	28-31
12/13	at Seahawks	P	3	3	0	0.0	0.0	0	0	0	0	0	0	0	0	0	0	2	1	1	0	0	0	L	3-40
12/20	at Rams	S	2	2	0	0.0	0.0	0	0	0	0	0	0	0	0	0	0	0	0	0	0	0	0	W	23-20
12/27	Browns	S	5	4	1	0.0	0.0	0	0	0	0	0	0	3	0	0	0	0	0	0	0	0	0	W	23-16
01/03	at Patriots	S	2	1	1	0.0	0.0	0	0	0	0	0	0	0	0	0	0	0	0	0	0	0	0	L	14-28
2020 TOTALS		8-5	17	14	3	0.0	0.0	0	0	0	1	20	20	5	0	0	0	4	2	2	0	0	0	2-13	

2017 GAME-BY-GAME POSTSEASON STATISTICS (SAINTS)

[illegible]



RAY-RAY MCCLOUD WIDE RECEIVER

HEIGHT: 5-9	BIRTHPLACE Tampa, FL
WEIGHT: 190	HOW ACQUIRED: FA '20
COLLEGE: Clemson	NFL EXPERIENCE: 3rd year
BORN: Oct. 15, 1996 (24)	

PRO CAREER

- ✦ Has played in 32 games (three starts) over his three-year NFL career
- ✦ Has caught 25 passes for 113 yards
- ✦ Has rushed six times for 69 yards
- ✦ Has registered 37 kickoff returns for 838 yards (22.6 yards per return)
- ✦ Has recorded 43 punt returns for 400 yards (12.5 yards per return)
- ✦ Signed a one-year contract with the Steelers on March 10, 2021
- ✦ Signed by the Steelers on August 20, 2020
- ✦ Released by the Bills on July 28, 2020
- ✦ Signed to a Reserve/Future contract with the Bills on January 6, 2020
- ✦ Signed to the Bills' practice squad on October 17, 2019
- ✦ Released by the Panthers on October 16, 2019
- ✦ Signed with the Panthers off waivers from the Bills on September 1, 2019
- ✦ Released by the Bills on August 31, 2019
- ✦ Signed a four-year contract with the Bills on May 11, 2018
- ✦ Drafted by the Bills in the sixth round (187th overall) of the 2018 NFL Draft

2020 (STEELERS)

- ✦ Played in all 16 regular-season games and started twice
- ✦ Caught 20 passes for 77 yards, and added four rushes for 65 yards, including a career-long run of 58 yards vs. Philadelphia in Week 5
- ✦ Registered 28 kickoff returns for 646 yards (23.1 yards per return)
- ✦ Recorded 29 punt returns for 298 yards (10.3 yards per return)
- ✦ Ranked fourth in the NFL in punt return average (10.3)
- ✦ Ranked eighth in the League in kickoff return average (23.1)
- ✦ One of two players in the NFL to rank in the top 10 in both punt return and kickoff return average

2019 (PANTHERS)

- ✦ Played in six regular-season games
- ✦ Registered eight kickoff returns for 174 yards (21.8 yards per return)
- ✦ Recorded 10 punt returns for 82 yards (8.2 yards per return)

2018 (BILLS)

- ✦ Played in 10 regular-season games and started once
- ✦ Caught five passes for 36 yards, and added two rushes for four yards
- ✦ Registered one kickoff return for 18 yards (18.0 yards per return)
- ✦ Recorded four punt returns for 20 yards (5.0 yards per return)

TRANSACTIONS

- ✦ Signed a one-year contract with Pittsburgh on Mar. 10, 2021
- ✦ Signed with the Steelers on Aug. 20, 2020
- ✦ Waived by Buffalo on July 27, 2020
- ✦ Signed to a Reserve/Future contract with the Bills on Jan. 6, 2020
- ✦ Signed to the Buffalo practice squad on Oct. 17, 2019
- ✦ Waived by Carolina on Oct. 16, 2019
- ✦ Claimed off waivers by the Panthers from the Bills on Sept. 1, 2019
- ✦ Waived by Buffalo on Aug. 31, 2019
- ✦ Signed a four-year contract with the Bills on May 11, 2018
- ✦ Drafted by Buffalo in the sixth round (187th overall) of the 2018 NFL Draft

COLLEGE

- ✦ Played in 40 games with 20 starts over his three-year career (2015-17) for Clemson
- ✦ Wide receiver and cornerback who made an impact with his elusiveness in the open field
- ✦ Had 127 receptions for 1,226 yards and four TDs in 1,396 snaps
- ✦ Had 50 punt returns for 485 yards and a TD
- ✦ Had four kickoff returns for 138 yards
- ✦ Second-team All-American (punt returner) by Pro Football Focus in 2017
- ✦ Third-team All-ACC (punt returner) by Phil Steele in 2017
- ✦ Honorable Mention All-ACC selection (all-purpose, specialist) in 2017

PERSONAL

- ✦ No. 23 player and No. 2 wide receiver in the nation and No. 9 player in Florida by Rivals.com
- ✦ No. 81 player and No. 11 wide receiver in the nation by 247Sports.com
- ✦ No. 121 player in the nation by Scout.com

- ✦ Played at Sickles High School (Tampa, Ohio)
- ✦ Set county records with 5,765 rushing yards and 58 total TDs in his high school career
- ✦ Received the 2014 Guy Toph Award as best player in Hillsborough County as a senior
- ✦ Had 1,933 rushing yards and 17 TDs as a senior
- ✦ 2017 7A all-state selection
- ✦ Had 2,316 yards on 300 carries as a junior in 2013
- ✦ Had 26 rushing TDs and had at least one TD and 100+ yards in 12 straight games as a junior
- ✦ Son of Raymond Jr. and Lisa McCloud
- ✦ Oldest of five siblings, two brothers and two sisters
- ✦ Majored in Sociology at Clemson
- ✦ First name is Raymond, but goes by Ray-Ray
- ✦ Born on October 15, 1995

RAY-RAY MCCLOUD'S NFL REGULAR SEASON RUSHING/RECEIVING STATISTICS

DATE	TEAM	GP	GS	RECEIVING						RUSHING					
				NO.	YDS.	AVG.	LG	TD		NO.	YDS.	AVG.	LG	TD	
2018	Bills	10	1	5	36	7.2	16	0		2	4	2.0	7	0	
2019	Panthers	6	0	0	0	0.0	0	0		0	0	0.0	0	0	
2020	Bills	1	0	0	0	0.0	0	0		0	0	0.0	0	0	
Went from Buffalo to Carolina .															
2020	Panthers	0	0	0	0	0.0	0	0		0	0	0.0	0	0	
2020	TOTAL	1	0	0	0	0.0	0	0		0	0	0.0	0	0	
NFL TOTALS		17	1	5	36	7.2	16	0		2	4	2.0	7	0	

RAY-RAY MCCLOUD'S NFL REGULAR SEASON RETURN STATISTICS

DATE	TEAM	RET.	KICKOFF RETURNS					PUNT RETURNS						
			YDS.	AVG.	LG	TD		NO.	FC	YDS.	AVG.	LG	TD	
2018	Bills	1	18	18.0	18	0		4	2	20	5.0	13	0	
2019	Panthers	8	174	21.8	31	0		10	7	82	8.2	39	0	
2020	Bills	0	0	0.0	0	0		0	0	0	0.0	0	0	
Went from Buffalo to Carolina .														
2020	Panthers	0	0	0.0	0	0		0	0	0	0.0	0	0	
2020	TOTAL	0	0	0.0	0	0		0	0	0	0.0	0	0	
NFL TOTALS		9	192	21.3	31	0		14	9	102	7.3	39	0	

SINGLE-GAME HIGHS: RUSHING/RECEIVING

Rush Attempts	2 at Pittsburgh Steelers, Oct 11, 2020 1 at Jacksonville Jaguars, Nov 22, 2020 ...3 more at 1.	Kickoff Return Yards	76 at Pittsburgh Steelers, Dec 27, 2020 64 at Pittsburgh Steelers, Sep 20, 2020 49 at Pittsburgh Steelers, Sep 20, 2020
Rushing Yards	63 at Pittsburgh Steelers, Oct 11, 2020 7 vs. Detroit Lions, Dec 16, 2018	Longest Kickoff Return	33 at New York Giants, Sep 14, 2020 3 at Pittsburgh Steelers, Dec 07, 2020
Longest Runs	58 at Pittsburgh Steelers, Oct 11, 2020 7 vs. Detroit Lions, Dec 16, 2018	Fair Catches	3 at Pittsburgh Steelers, Dec 02, 2020
Receptions	4 at Jacksonville Jaguars, Nov 22, 2020 3 at Pittsburgh Steelers, Oct 11, 2020	Punt Return Yards	83 at Tennessee Titans, Oct 25, 2020 60 at Pittsburgh Steelers, Nov 15, 2020
Receiving Yards	20 at Jacksonville Jaguars, Nov 22, 2020 16 at Dallas Cowboys, Nov 08, 2020 ...1 more at 16.	Longest Punt Return	57 at Tennessee Titans, Oct 25, 2020 42 at Pittsburgh Steelers, Nov 15, 2020
Longest Receptions	16 vs. New England Patriots, Oct 29, 2018 13 at Jacksonville Jaguars, Nov 22, 2020	Punt Returns	4 at Pittsburgh Steelers, Nov 15, 2020 4 vs. Tampa Bay Buccaneers, Sep 12, 2019
All-Purpose Yards	123 at Pittsburgh Steelers, Oct 11, 2020 112 at Pittsburgh Steelers, Nov 15, 2020 ...1 more at 112.	Punt Return Average	27.7 at Tennessee Titans, Oct 25, 2020 15.0 at Pittsburgh Steelers, Nov 15, 2020
Kickoff Returns	4 at Pittsburgh Steelers, Dec 27, 2020 3 at Pittsburgh Steelers, Dec 02, 2020 ...1 more at 3.		

2018 GAME-BY-GAME REGULAR-SEASON STATISTICS (BILLS)


DATE	OPPONENT	P/S	RECEIVING					RUSHING					W/L	SCORE
			NO.	YDS.	AVG.	LG	TD	NO.	YDS.	AVG.	LG	TD		
09/09	at Ravens							ON INACTIVE LIST					L	3-47
09/16	Chargers							ON INACTIVE LIST					L	20-31
09/23	at Vikings	S	1	6	6.0	6	0	0	0	0.0	0	0	W	27-6
09/30	at Packers	P	0	0	0.0	0	0	0	0	0.0	0	0	L	0-22
10/07	Titans	P	1	7	7.0	7	0	1	-3	-3.0	-3	0	W	13-12
10/14	at Texans	P	1	2	2.0	2	0	0	0	0.0	0	0	L	13-20
10/21	at Colts							INACTIVE					L	5-37
10/29	Patriots	P	1	16	16.0	16	0	0	0	0.0	0	0	L	6-25
11/04	Bears	P	0	0	0.0	0	0	0	0	0.0	0	0	L	9-41
11/11	at Jets	P	0	0	0.0	0	0	0	0	0.0	0	0	W	41-10
11/25	Jaguars							INACTIVE					W	24-21
12/02	at Dolphins							INACTIVE					L	17-21
12/09	Jets	P	0	0	0.0	0	0	0	0	0.0	0	0	L	23-27
12/16	Lions	P	0	0	0.0	0	0	1	7	7.0	7	0	W	14-13
12/23	at Patriots							INACTIVE					L	12-24
12/30	Dolphins	P	1	5	5.0	5	0	0	0	0.0	0	0	W	42-17
2018 TOTALS		10-1	5	36	7.2	16	0	2	4	2.0	7	0	6-10	

2019 GAME-BY-GAME REGULAR-SEASON STATISTICS (PANTHERS)

DATE	OPPONENT	P/S	RECEIVING					RUSHING					W/L	SCORE
			NO.	YDS.	AVG.	LG	TD	NO.	YDS.	AVG.	LG	TD		
09/08	Rams	P	0	0	0.0	0	0	0	0	0.0	0	0	L	27-30
09/12	Buccaneers	P	0	0	0.0	0	0	0	0	0.0	0	0	L	14-20
09/22	at Cardinals	P	0	0	0.0	0	0	0	0	0.0	0	0	W	38-20
09/29	at Texans	P	0	0	0.0	0	0	0	0	0.0	0	0	W	16-10
10/06	Jaguars	P	0	0	0.0	0	0	0	0	0.0	0	0	W	34-27
10/13	at Buccaneers	P	0	0	0.0	0	0	0	0	0.0	0	0	W	37-26
10/27	at 49ers						NOT ON ROSTER						L	13-51
11/03	Titans						NOT ON ROSTER						W	30-20
11/10	at Packers						NOT ON ROSTER						L	16-24
11/17	Falcons						NOT ON ROSTER						L	3-29
11/24	at Saints						NOT ON ROSTER						L	31-34
12/01	Washington						NOT ON ROSTER						L	21-29
12/08	at Falcons						NOT ON ROSTER						L	20-40
12/15	Seahawks						NOT ON ROSTER						L	24-30
12/22	at Colts						NOT ON ROSTER						L	6-38
12/29	Saints						NOT ON ROSTER						L	10-42
2019 TOTALS			6-0	0	0	0.0	0	0	0	0.0	0	0	5-11	

2020 GAME-BY-GAME REGULAR-SEASON STATISTICS (BILLS/PANTHERS)

DATE	OPPONENT	P/S	RECEIVING					RUSHING					W/L	SCORE
			NO.	YDS.	AVG.	LG	TD	NO.	YDS.	AVG.	LG	TD		
09/13	Jets						2						W	27-17
09/20	at Dolphins						2						W	31-28
09/27	Rams						2						W	35-32
10/04	at Raiders						2						W	30-23
10/13	at Titans						2						L	16-42
10/19	Chiefs						2						L	17-26
10/25	at Jets						2						W	18-10
11/01	Patriots						2						W	24-21
11/08	Seahawks						2						W	44-34
11/15	at Cardinals						2						L	30-32
11/22	Lions						Went from Bills to Panthers. NOT ON ROSTER Went from Panthers to Bills.						W	20-0
11/29	Chargers						2						W	27-17
12/07	at 49ers						2						W	34-24
12/13	Steelers	P	0	0	0.0	0	0	0	0	0.0	0	0	W	26-15
12/19	at Broncos						2						W	48-19
12/28	at Patriots						2						W	38-9
01/03	Dolphins						2						W	56-26
2020 TOTALS			1-0	0	0	0.0	0	0	0	0.0	0	0	14-3	



ANTHONY MCFARLAND JR.

RUNNING BACK

HEIGHT: 5-8	BIRTHPLACE Hyattsville, MD
WEIGHT: 193	HOW ACQUIRED: D4a '20
COLLEGE: Maryland	NFL EXPERIENCE: 2nd year
BORN: Mar. 4, 1999 (22)	

PRO CAREER

- ✦ Played in 11 games (no starts) as a rookie in 2020
- ✦ Has rushed for 113 yards on 33 carries (3.4 yards per rush)
- ✦ Has caught six passes for 54 yards

2020 (STEELERS)

- ✦ Played in 11 regular-season games (no starts)
- ✦ Rushed for 113 yards on 33 carries (3.4 yards per carry) and added six receptions for 54 yards
- ✦ Ran for a career-best 42 yards on six carries in Week 3 vs. Houston

TRANSACTIONS

- ✦ Signed a four-year contract with Pittsburgh on July 25, 2020
- ✦ Drafted by the Steelers in the fourth round (124th overall) of the 2020 NFL Draft

COLLEGE

- ✦ Two-year letterwinner at Maryland (2018-19)
- ✦ Finished his Maryland career third in school history with 6.7 yards per rush
- ✦ Ninth in Maryland history with six 100-yard rushing games
- ✦ 21st in Maryland history with 1,648 career rushing yards
- ✦ 2019 Maxwell Award Watch List
- ✦ 2019 Doak Walker Award Candidate
- ✦ 2019 Phil Steele Preseason All-Big Ten Second Team
- ✦ 2018 FWAA Freshman All-American
- ✦ 2018 All-Big Ten Second Team (Media)
- ✦ 2018 All-Big Ten Third Team (Coaches)
- ✦ 2018 Associated Press All-Big Ten Second Team
- ✦ 2018 Phil Steele All-Big Ten Second Team
- ✦ Big Ten Freshman of the Week (9/24/18, 11/19/18)
- ✦ Set the Maryland record for single-season rushing yards by a freshman (1,034)

PERSONAL

- ✦ Attended DeMatha Catholic HS (Hyattsville, Md.)
- ✦ Consensus 4-star recruit according to all major recruiting databases
- ✦ Rated the third-best running back nationally and second-best player in the state of Maryland by 247 Sports and Rivals
- ✦ 2016 Under Armour All-American
- ✦ Missed senior season due to injury
- ✦ 2015 Second Team Washington Post All-Metro
- ✦ Ran for 527 yards and eight TDs (8.5 yards/carry) as a junior, while also catching 25 passes for 386 yards and four TDs
- ✦ 2014 Honorable Mention Washington Post All-Metro
- ✦ Rushed for 1,124 yards (10.1 yards/carry) as a sophomore, in addition to catching 15 passes for 312 yards and 12 TDs

ANTHONY MCFARLAND JR.'S NFL REGULAR SEASON RUSHING/RECEIVING STATISTICS

DATE	TEAM	RUSHING							RECEIVING				
		GP	GS	NO.	YDS.	AVG.	LG	TD	NO.	YDS.	AVG.	LG	TD
2020	Steelers	11	0	33	113	3.4	20	0	6	54	9.0	17	0
NFL TOTALS		11	0	33	113	3.4	20	0	6	54	9.0	17	0

ANTHONY MCFARLAND JR.'S NFL POSTSEASON RUSHING/RECEIVING STATISTICS

DATE	TEAM	RUSHING							RECEIVING				
		GP	GS	NO.	YDS.	AVG.	LG	TD	NO.	YDS.	AVG.	LG	TD
2020	Steelers	0	0	0	0	0.0	0	0	0	0	0.0	0	0
NFL TOTALS		0	0	0	0	0.0	0	0	0	0	0.0	0	0

ANTHONY MCFARLAND JR.'S NFL REGULAR SEASON RETURN STATISTICS

KICKOFF RETURNS							PUNT RETURNS					
DATE	TEAM	RET.	YDS.	AVG.	LG	TD	NO.	FC	YDS.	AVG.	LG	TD
2020	Steelers	0	0	0.0	0	0	0	0	0	0.0	0	0
NFL TOTALS		0	0	0.0	0	0	0	0	0	0.0	0	0

ANTHONY MCFARLAND JR.'S NFL POSTSEASON RETURN STATISTICS

KICKOFF RETURNS							PUNT RETURNS					
DATE	TEAM	RET.	YDS.	AVG.	LG	TD	NO.	FC	YDS.	AVG.	LG	TD
2020	Steelers	0	0	0.0	0	0	0	0	0	0.0	0	0
NFL TOTALS		0	0	0.0	0	0	0	0	0	0.0	0	0

SINGLE-GAME HIGHS: RUSHING/RECEIVING

Rush Attempts	6 vs. Houston Texans, Sep 27, 2020	Receiving Yards	17 vs. Baltimore Ravens, Dec 02, 2020
	5 at Cleveland Browns, Jan 03, 2021		15 at Dallas Cowboys, Nov 08, 2020
Rushing Yards	42 vs. Houston Texans, Sep 27, 2020	Longest Receptions	17 vs. Baltimore Ravens, Dec 02, 2020
	17 at Cleveland Browns, Jan 03, 2021		9 at Cincinnati Bengals, Dec 21, 2020
Longest Runs	20 vs. Houston Texans, Sep 27, 2020	All-Purpose Yards	49 vs. Houston Texans, Sep 27, 2020
	11 vs. Houston Texans, Sep 27, 2020		26 vs. Baltimore Ravens, Dec 02, 2020
Receptions	2 at Dallas Cowboys, Nov 08, 2020		
	1 at Cincinnati Bengals, Dec 21, 2020		
	...3 more at 1.		

2020 GAME-BY-GAME REGULAR-SEASON STATISTICS (STEELERS)

DATE	OPPONENT	P/S	RUSHING					RECEIVING					W/L	SCORE
			NO.	YDS.	AVG.	LG	TD	NO.	YDS.	AVG.	LG	TD		
09/14	at Giants		ON INACTIVE LIST										W	26-16
09/20	Broncos		DID NOT PLAY (NON-INJURY)										W	26-21
09/27	Texans	P	6	42	7.0	20	0	1	7	7.0	7	0	W	28-21
10/11	Eagles	P	3	6	2.0	4	0	0	0	0.0	0	0	W	38-29
10/18	Browns	P	3	2	0.7	3	0	1	6	6.0	6	0	W	38-7
10/25	at Titans	P	1	6	6.0	6	0	0	0	0.0	0	0	W	27-24
11/01	at Ravens	P	1	1	1.0	1	0	0	0	0.0	0	0	W	28-24
11/08	at Cowboys	P	3	7	2.3	6	0	2	15	7.5	8	0	W	24-19
11/15	Bengals		ON INACTIVE LIST										W	36-10
11/22	at Jaguars	P	3	3	1.0	1	0	0	0	0.0	0	0	W	27-3
12/02	Ravens	P	3	9	3.0	3	0	1	17	17.0	17	0	W	19-14
12/07	Washington	P	4	15	3.8	9	0	0	0	0.0	0	0	L	17-23
12/13	at Bills		ON INACTIVE LIST										L	15-26
12/21	at Bengals	P	1	5	5.0	5	0	1	9	9.0	9	0	L	17-27
12/27	Colts		ON INACTIVE LIST										W	28-24
01/03	at Browns	P	5	17	3.4	6	0	0	0	0.0	0	0	L	22-24
2020 TOTALS		11-0	33	113	3.4	20	0	6	54	9.0	17	0	12-4	

2020 GAME-BY-GAME POSTSEASON STATISTICS (STEELERS)

DATE	OPPONENT	P/S	RUSHING					RECEIVING					W/L	SCORE
			NO.	YDS.	AVG.	LG	TD	NO.	YDS.	AVG.	LG	TD		
01/10	Browns		ON INACTIVE LIST										L	37-48
2020 TOTALS		0-0	0	0	0.0	0	0	0	0	0.0	0	0	0-1	



17

ISAIAH MCKOY

WIDE RECEIVER

HEIGHT: 6-3

WEIGHT: 182

COLLEGE: Kent State

BORN: Jan. 23, 1982 (39)

BIRTHPLACE Brooklyn, NY

HOW ACQUIRED: UDFA '21

NFL EXPERIENCE: R

PRO CAREER

- ✦ Has yet to make NFL debut

TRANSACTIONS


- ✦ Signed as an undrafted free agent by Pittsburgh on May 2, 2021

COLLEGE

- ✦ In 26 career games at Kent State (2018-20), recorded 124 catches for 1,748 yards and 16 touchdowns
- ✦ Ranks second in school history in career TD receptions, fifth in yards and sixth in receptions
- ✦ Two-time All-MAC honoree
- ✦ First-team all-conference accolades after the 2020 campaign
- ✦ Registered 25 catches for 455 yards and five TDs in just four games in 2020 (COVID)
- ✦ Led the Golden Flashes in receptions, yards and touchdowns in each of the last two seasons
- ✦ Led the Mid-American Conference in yards per catch in 2019 (15.3) and finished third in the conference in 2020 (18.1)
- ✦ Named Third Team All-MAC in 2019
- ✦ Led the Golden Flashes in receptions (57), receiving yards (870) and receiving TDs (eight) in 2019
- ✦ Led the MAC in yards per reception (15.3) and TD receptions
- ✦ Topped 100 yards receiving three times (Kennesaw, Ball State, Utah State) in 2019
- ✦ Had career high 158 yards and three scores vs Ball State
- ✦ Had career-long 78-yard touchdown catch against Utah State in bowl game

PERSONAL

- ✦ Rated a three-star prospect according to 247sports.com
- ✦ Registered 23 receptions for 520 yards and eight TDs as a senior at Norcross High School (Ga.)



JARVIS MILLER

LINEBACKER

HEIGHT: 6-2	BIRTHPLACE Suffield, CT
WEIGHT: 225	HOW ACQUIRED: FA '21
COLLEGE: Massachusetts	NFL EXPERIENCE: 1st year
BORN: Jul. 29, 1997 (24)	

PRO CAREER

- ✦ Has yet to make NFL debut

TRANSACTIONS

- ✦ Signed a one-year contract with Pittsburgh on Apr. 7, 2021
- ✦ Waived by Houston on July 28, 2020
- ✦ Signed with the Texans as an undrafted free agent on Apr. 25, 2020

COLLEGE

- ✦ 2019 Phil Steele All-Independent Second Team (Linebacker)
- ✦ Appeared in all 12 games and made 11 starts at linebacker in his graduate season at UMass
- ✦ Finished fourth on the team with 60 tackles (26 solo) and added 4.5 tackles for loss, 1.0 sack and one quarterback hurry
- ✦ Registered 10 tackles against UConn (10/26), his single-game career high
- ✦ Played in 33 games for Penn State (2015-18)
- ✦ Registered 23 tackles, 2.0 tackles for loss, 1.0 sack, one pass breakup and one fumble recovery
- ✦ Helped Penn State go 40-15 over his four seasons with the program (2015-18), including 33-9 during his three active seasons (2016-18)
- ✦ Member of the Penn State teams that made the 2015 TaxSlayer Bowl, 2016 Rose Bowl, 2017 Fiesta Bowl and 2018 Citrus Bowl

PERSONAL

- ✦ Played for the Windsor Locks/Suffield/East Granby High School
- ✦ Earned first-team All-Hartford Courant as a senior after recording 81 tackles and six interceptions on defense and rushing for 1,714 yards and 21 TDs on offense
- ✦ Totaled 161 tackles and seven interceptions as a defensive back and over 3,300 yards of total offense and 38 TDs as a running back during his scholastic career
- ✦ Ranked as a three-star prospect and top-six prospect in the state of Connecticut by all four major recruiting services – 247Sports, ESPN, Rivals and Scout
- ✦ Ranked as the third-best player in the state by 247Sports
- ✦ Finished third at the Nike SPARQ Combine in New Jersey in February 2013
- ✦ Son of Marvin and JoAnn Miller
- ✦ Has one sister, Andrea
- ✦ Originally hails from Springfield, Mass.
- ✦ Graduated with a degree in Criminology from Penn State
- ✦ Pursued a Master's of Education in Learning, Media, & Technology from UMass

PRO CAREER

- ◆ Has played in 11 games (no starts) in two-year NFL career
- ◆ Made NFL debut in Week 7 of 2020 at Tennessee
- ◆ Has registered four tackles (two solo), one tackle for loss, two quarterback hits and two special teams' tackles

2020 (STEELERS)

- ★ Made his NFL debut playing 17 snaps on special teams, six snaps on defense and one snap on offense where he made a key block taking out two Titans defenders as a fullback, setting up a one-yard TD run for RB Benny Snell
- ★ Registered one TFL and one QB hit in Week 9 at Dallas
- ★ Recorded a career-high two tackles in Week 12 vs. Baltimore

TRANSACTIONS

- ✦ Promoted to the active roster by Pittsburgh on Oct. 23, 2020
- ✦ Signed to the Steelers practice squad on Sept. 7, 2020
- ✦ Waived by Pittsburgh on Sept. 5, 2020
- ✦ Signed to reserve/future deal with the Steelers on Jan. 2, 2020
- ✦ Signed to the Pittsburgh practice squad on Sept. 1, 2019
- ✦ Waived by the Steelers on Aug. 31, 2019
- ✦ Signed a one-year contract with the Steelers on May 13, 2019
- ✦ Waived by Kansas City on May 3, 2019
- ✦ Signed to reserve/future deal with the Chiefs on Jan. 24, 2019
- ✦ Released by New Orleans on Jan. 21, 2019
- ✦ Signed to the Saints practice squad on Jan. 1, 2019
- ✦ Released by New Orleans on Aug. 31, 2018
- ✦ Signed with the Saints as an undrafted free agent on May 7, 2018

COLLEGE

- ★ Started all 13 games at defensive end as a senior at Oregon in 2017
- ★ Finished the season with 45 tackles including six tackles for loss and 5.0 sacks
- ★ Oregon's Most Outstanding Defensive Lineman recipient (Joe Schaffeld Trophy) in 2017
- ★ Started all 12 games at defensive end in program's revamped 4-3 defense in his junior season in 2016
- ★ Ranked second among the Ducks' down linemen in snaps (802) and recorded 35 tackles
- ★ Registered 22 tackles and finished third on Oregon in sacks (4.0) and fifth in tackles for loss (6.5) as a sophomore in 2015
- ★ Made an impact along the defensive line as a true freshman; made appearances in all 15 games
- ★ Graduated with a degree in Psychology

PERSONAL

- ✦ Played at Jesuit High School (Portland, Ore.)
- ✦ Played tight end, fullback, defensive end and linebacker throughout his prep tenure
- ✦ Three-year starter on both sides of the line of scrimmage
- ✦ Full name: Henry Mondeaux

HENRY MONDEAUX'S NFL REGULAR SEASON DEFENSIVE STATISTICS

		TACKLES										INTERCEPTIONS					O. FUMB			ST				MISC		
DATE	TEAM	GP	GS	TK	S	A	TFL	YDS	SK	YDS	QBH	NO	YDS	LG	TD	PD	FF	FR	YDS	TK	S	A	FF	FR	S	A
2019	Steelers	0	0	0	0	0	0	0	0.0	0.0	0	0	0	0	0	0	0	0	0	0	0	0	0	0	0	0
2020	Steelers	11	0	4	2	2	1	1	0.0	0.0	2	0	0	0	0	0	0	0	0	1	1	0	0	0	0	0
NFL TOTALS		11	0	4	2	2	1	1	0.0	0.0	2	0	0	0	0	0	0	0	0	1	1	0	0	0	0	0

HENRY MONDEAUX'S NFL POSTSEASON DEFENSIVE STATISTICS

[illegible]

SINGLE-GAME HIGHS: DEFENSIVE

Total Tackles	2 vs. Baltimore Ravens, Dec 02, 2020 1 at Cleveland Browns, Jan 03, 2021 ...1 more at 1.
Tackles For Loss	1 at Dallas Cowboys, Nov 08, 2020

Special Teams Tackles 1 vs. Indianapolis Colts, Dec 27, 2020

Tackles For Loss 1 at Dallas Cowboys, Nov 08, 2020

2018 GAME-BY-GAME REGULAR-SEASON STATISTICS (SAINTS)

[illegible]

2018 TOTALS

+ - Overtime

2019 GAME-BY-GAME REGULAR-SEASON STATISTICS (STEELERS)

[illegible]

2019 TOTALS

2020 GAME-BY-GAME REGULAR-SEASON STATISTICS (STEELERS)

[illegible]

2020 TOTALS

2018 GAME-BY-GAME POSTSEASON STATISTICS (SAINTS)

DATE	OPPONENT	P/S	TACKLES							INTERCEPTIONS				O. FUMB.			ST			MISC			W/L	SCORE		
			TK	S	A	SK	YDS	TFL	YDS	QBH	NO	YDS	LG	TD	PD	FF	FR	YDS	TK	S	A	FF			FR	S
01/13	Eagles																								W	20-14
01/20	Rams																								L	23-26+


2018 TOTALS

+ - Overtime

2020 GAME-BY-GAME POSTSEASON STATISTICS (STEELERS)

[illegible]

2020 TOTALS



DAN MOORE JR.

OFFENSIVE TACKLE

HEIGHT: 6-5	BIRTHPLACE Beaumont, TX
WEIGHT: 258	HOW ACQUIRED: D4a '21
COLLEGE: Texas A&M	NFL EXPERIENCE: R
BORN: Sep. 28, 1998 (22)	

PRO CAREER

- ✦ Has yet to make NFL debut

TRANSACTIONS


- ✦ Signed a four-year contract with Pittsburgh on May 18, 2021
- ✦ Drafted by the Steelers in the fourth round (128th overall) in the 2021 NFL Draft

COLLEGE

- ✦ Played in 44 games (37 starts) at Texas A&M (2017-20)
- ✦ Started the final 36 games of his collegiate career
- ✦ Named Second-Team All-SEC as a senior in 2020
- ✦ Started all 10 games and logged 691 snaps at left tackle
- ✦ Helped the Aggies rack up 543 yards of offense in the win over Florida, including 205 on the ground
- ✦ Protected QB Kellen Mond and did not allow a sack for the third straight game while also only giving up one tackle for loss on the final play of the game at Mississippi State
- ✦ Helped the Aggies tally 530 yards of total offense in the dominating 48-3 win at South Carolina, including 264 on the ground
- ✦ Earned SEC Offensive Lineman of the Week honors for his performance against the Gamecocks
- ✦ Rolled over the Tigers defense for a season-high 31.3 yards rushing in the victory at Auburn
- ✦ Texas A&M offensive line was named a finalist for the Joe Moore Award

PERSONAL

- ✦ Coached by Kevin Flanigan at Beaumont West Brook Senior High School
- ✦ Rated a three-star recruit by PrepStar
- ✦ Named to the PrepStar All-Midlands Region Team
- ✦ Three-star recruit by Scout
- ✦ Rated the nation's No. 47 offensive guard
- ✦ Rated the No. 8 OG in the state of Texas and No. 9 in the Midland Region
- ✦ Three-star prospect by Rivals
- ✦ Three-star by ESPN
- ✦ Rated the No. 73 offensive guard in the nation
- ✦ No. 150 in the state of Texas and No. 194 in the Midlands Region
- ✦ Three-star by 247Sports
- ✦ Rated the No. 39 offensive guard in the nation and No. 104 player in the state of Texas



TRE NORWOOD

DEFENSIVE BACK

HEIGHT: 6-0	BIRTHPLACE: Fort Smith, AR
WEIGHT: 194	HOW ACQUIRED: D7a '21
COLLEGE: Oklahoma	NFL EXPERIENCE: R
BORN: Apr. 19, 1999 (22)	

PRO CAREER

- ✦ Has yet to make NFL debut

TRANSACTIONS


- ✦ Signed a four-year deal with the Steelers on May 15, 2021
- ✦ Drafted by the Steelers with the first of two seventh-round selections (245th overall) of the 2021 NFL Draft

COLLEGE

- ✦ Played in 39 career games for Oklahoma (2017-20)
- ✦ Registered 111 tackles and 21 passes defended
- ✦ Played in all 11 games and made five starts in 2020
- ✦ Big 12 co-leader and tied for third nationally with five interceptions (all came in season's final six games) in 2020
- ✦ Named Outstanding Defensive Player of the 2020 Goodyear Cotton Bowl Classic after returning an interception 45 yards for a touchdown and adding two tackles in win over No. 10 Florida
- ✦ Registered a season-high six tackles (four solo) and an interception in the end zone in Big 12 Championship win vs. No. 8 Iowa State
- ✦ Returned an interception 34 yards and tallied three stops (one solo) vs. Baylor
- ✦ Notched two interceptions (both in first quarter) in first start of season at Texas Tech
- ✦ Missed the 2019 season due to an injury suffered in training camp
- ✦ Started all 14 games and tied for fifth on the team with 58 tackles in 2018
- ✦ Made five tackles against No. 1 Alabama in CFP Semifinal at the Orange Bowl
- ✦ Recorded an interception in final minute of Big 12 Championship win against No. 9 Texas
- ✦ Played in all 14 games with starts in each of the last five games in 2017
- ✦ Ranked second on team with eight pass breakups and finished with 30 tackles

PERSONAL

- ✦ A three-star recruit according to 247Sports, ESPN, Rivals and Scout
- ✦ Rated as the No. 53 cornerback in the country by 247Sports, No. 93 by ESPN and No. 105 by Scout
- ✦ Tabbed as the No. 4 player in the state of Arkansas by 247Sports and No. 9 player by ESPN
- ✦ Named to the 2016 All-Northwest Arkansas Democrat-Gazette Division I First Team
- ✦ Graduated in December 2020 from Oklahoma with a communication degree



CHUKWUMA OKORAFOR

(Chuck-WOO-muh oh-KOR-uh-for)

OFFENSIVE LINEMAN

HEIGHT: 6-6 BIRTHPLACE: Southfield, MI
 WEIGHT: 320 HOW ACQUIRED: D3b '18
 COLLEGE: Western Michigan NFL EXPERIENCE: 4th year
 BORN: Aug. 8, 1997 (23)

PRO CAREER

- ✦ Has played in 30 games (19 starts) over his three-year NFL career (Steelers 2018-20)
- ✦ Made NFL debut and starting debut in Week 1 of 2018 at Cleveland

2020 (STEELERS)

- ✦ Played in 16 regular-season games (15 starts)
- ✦ Part of an offensive line that surrendered just 14 sacks, which was the lowest total in the NFL
- ✦ The 14 sacks allowed by the Steelers were the fewest allowed by the team and tied for the ninth fewest allowed in the League since 1982 when sacks became an official statistic
- ✦ Steelers allowed 1.0 sack or less in 12 games this season, including six games without a sack
- ✦ Pittsburgh did not allow a sack over a five-game stretch (Nov. 8-Dec. 7)
- ✦ The five-game streak without surrendering a sack is the franchise's longest streak since 1982 when sacks became an official statistic
- ✦ The five-game streak without allowing a sack is tied for the third longest in the NFL since 1982 when sacks became an official statistic

2019 (STEELERS)

- ✦ Started at right tackle in his only appearance of the season in Week 10 vs. L.A. Rams

2018 (STEELERS)

- ✦ Played in 13 regular-season games (three starts)
- ✦ Started in Week 1 at Cleveland, Week 8 vs. Cleveland and Week 12 at Denver

TRANSACTIONS

- ✦ Signed a four-year contract with Pittsburgh on May 22, 2018
- ✦ Drafted by the Steelers with the second of their two third-round selections (92nd overall) of the 2018 NFL Draft

COLLEGE

- ✦ Started 39 consecutive games of his last three years at Western Michigan (2015-17)
- ✦ Tabbed a first-team All-American selection by FWAA and Phil Steele in 2017, adding second-team All-American honors by Sports Illustrated
- ✦ One of six semifinalists for the Outland Trophy in 2017
- ✦ Started all 12 games at left tackle in 2017, helping pave the way for seven different players to record 26 total rushing TDs
- ✦ Made 14 starts at left tackle in 2016, earning first team All-Mid-American Conference honors
- ✦ Part of an offensive line that yielded just 16 sacks in 2016, the 13th-fewest in the country
- ✦ started all 13 games at right tackle in 2015, helping block for MAC Freshman of the Year Jamauri Bogan, who finished with 1,051 rushing yards and 16 TD runs
- ✦ Played in 12 games in 2014 freshman year

PERSONAL

- ✦ Attended Southfield High School (Southfield, Mich.)
- ✦ Ranked as the 11th best recruit in the state of Michigan
- ✦ Named an All-American in 2013
- ✦ Full name: Chuckwuma Okorafor

CHUKWUMA OKORAFOR'S NFL REGULAR SEASON STATISTICS

DATE	TEAM	GP	GS
2018	Steelers	13	3
2019	Steelers	1	1
2020	Steelers	16	15
NFL TOTALS		30	19

CHUKWUMA OKORAFOR'S NFL POSTSEASON STATISTICS

DATE	TEAM	GP	GS
2020	Steelers	1	1
NFL TOTALS		1	1

2018 GAME-BY-GAME REGULAR-SEASON STATISTICS (STEELERS)

DATE	OPPONENT	P/S		W/L/T	SCORE
09/09	at Browns	S		T	21-21
09/16	Chiefs	P		L	37-42
09/24	at Buccaneers	P		W	30-27
09/30	Ravens	P		L	14-26
10/07	Falcons	P		W	41-17
10/14	at Bengals	P		W	28-21
10/28	Browns	S		W	33-18
11/04	at Ravens		DID NOT PLAY (NON-INJURY)	W	23-16
11/08	Panthers	P		W	52-21
11/18	at Jaguars	P		W	20-16
11/25	at Broncos	S		L	17-24
12/02	Chargers	P		L	30-33
12/09	at Raiders	P		L	21-24
12/16	Patriots		DID NOT PLAY (NON-INJURY)	W	17-10
12/23	at Saints	P		L	28-31
12/30	Bengals		DID NOT PLAY (NON-INJURY)	W	16-13
2018 TOTALS		13-3		9-6-1	

2019 GAME-BY-GAME REGULAR-SEASON STATISTICS (STEELERS)

DATE	OPPONENT	P/S		W/L	SCORE
09/08	at Patriots		ON INACTIVE LIST	L	3-33
09/15	Seahawks		INACTIVE	L	26-28
09/22	at 49ers		INACTIVE	L	20-24
09/30	Bengals		INACTIVE	W	27-3
10/06	Ravens		INACTIVE	L	23-26+
10/13	at Chargers		DID NOT PLAY (NON-INJURY)	W	24-17
10/28	Dolphins		INACTIVE	W	27-14
11/03	Colts		DID NOT PLAY (NON-INJURY)	W	26-24
11/10	Rams	S		W	17-12
11/14	at Browns		INACTIVE	L	7-21
11/24	at Bengals		INACTIVE	W	16-10
12/01	Browns		INACTIVE	W	20-13
12/08	at Cardinals		INACTIVE	W	23-17
12/15	Bills		INACTIVE	L	10-17
12/22	at Jets		INACTIVE	L	10-16
12/29	at Ravens		ON INACTIVE LIST	L	10-28
2019 TOTALS		1-1		8-8	

+ - Overtime

2020 GAME-BY-GAME REGULAR-SEASON STATISTICS (STEELERS)

DATE	OPPONENT	P/S		W/L	SCORE
09/14	at Giants	P		W	26-16
09/20	Broncos	S		W	26-21
09/27	Texans	S		W	28-21
10/11	Eagles	S		W	38-29
10/18	Browns	S		W	38-7
10/25	at Titans	S		W	27-24
11/01	at Ravens	S		W	28-24
11/08	at Cowboys	S		W	24-19
11/15	Bengals	S		W	36-10
11/22	at Jaguars	S		W	27-3
12/02	Ravens	S		W	19-14
12/07	Washington	S		L	17-23
12/13	at Bills	S		L	15-26
12/21	at Bengals	S		L	17-27
12/27	Colts	S		W	28-24
01/03	at Browns	S		L	22-24
2020 TOTALS		16-15		12-4	

2020 GAME-BY-GAME POSTSEASON STATISTICS (STEELERS)

DATE	OPPONENT	P/S		W/L	SCORE
01/10	Browns	S		L	37-48
2020 TOTALS		1-1		0-1	



JAMES PIERRE

CORNERBACK

HEIGHT: 6-2

WEIGHT: 185

COLLEGE: Florida Atlantic

BORN: Sep. 16, 1996 (24)

BIRTHPLACE: Deerfield Beach, FL

HOW ACQUIRED: UDFA* 20

NFL EXPERIENCE: 2nd year

PRO CAREER

- ✦ Played in 16 regular-season games (no starts) as a rookie in 2020
- ✦ Has registered one tackle, one solo stop and one tackle for loss
- ✦ Has recorded nine tackles on special teams, including six solo stops

2020 (STEELERS)

- ✦ Played in all 16 regular-season games, primarily on special teams
- ✦ Has recorded nine tackles on special teams, including six solo stops
- ✦ His nine tackles on special teams were tied for the team lead
- ✦ His six solo stops on special teams led the team
- ✦ Recorded his only tackle and tackle for loss in Week 10 at Jacksonville

TRANSACTIONS

- ✦ Signed with the Steelers as an undrafted free agent on April 28, 2020

COLLEGE

- ✦ Three-year letterwinner and two-year starter at Florida Atlantic (2017-19)
- ✦ Appeared in 39 games in his career (22 starts)
- ✦ Recorded 120 career tackles, 8.5 tackles for loss, three interceptions, 18 passes defended and two forced fumbles
- ✦ Named 2019 C-USA honorable mention

PERSONAL

- ✦ Attended Deerfield Beach HS (Deerfield Beach, Fla.)
- ✦ Three-star rated and No. 48 safety in the Class of 2016 by 247Sports.com
- ✦ Full name: James Pierre

JAMES PIERRE'S NFL REGULAR SEASON DEFENSIVE STATISTICS

DATE	TEAM	GP	GS	TACKLES							INTERCEPTIONS					O. FUMB			ST				MISC.	
				TK	S	A	TFL	YDS	SK	YDS	QBH	NO	YDS	LG	TD	PD	FF	FR	YDS	TK	S	A	FF	FR
2020	Steelers	16	0	1	1	0	1	1	0.0	0.0	0	0	0	0	0	0	0	9	6	3	0	0	0	0
NFL TOTALS		16	0	1	1	0	1	1	0.0	0.0	0	0	0	0	0	0	0	9	6	3	0	0	0	0

JAMES PIERRE'S NFL POSTSEASON DEFENSIVE STATISTICS

DATE	TEAM	GP	GS	TACKLES							INTERCEPTIONS							O. FUMB			ST				MISC	
				TK	S	A	TFL	YDS	SK	YDS	QBH	NO	YDS	LG	TD	PD	FF	FR	YDS	TK	S	A	FF	FR	S	A
2020	Steelers	1	0	0	0	0	0	0	0.0	0.0	0	0	0	0	1	0	0	0	2	2	0	0	0	0		
NFL TOTALS		1	0	0	0	0	0	0	0.0	0.0	0	0	0	0	1	0	0	0	2	2	0	0	0	0		

SINGLE-GAME HIGHS: DEFENSIVE

Total Tackles 1 at Jacksonville Jaguars, Nov 22, 2020
Tackles For Loss 1 at Jacksonville Jaguars, Nov 22, 2020

Special Teams Tackles 1 at Cleveland Browns, Jan 03, 2021
1 vs. Indianapolis Colts, Dec 27, 2020
...5 more at 1.

SINGLE-GAME HIGHS - POSTSEASON: DEFENSIVE

Passes Defensed 1 vs. Cleveland Browns, Jan 10, 2021

Special Teams Tackles 2 vs. Cleveland Browns, Jan 10, 2021

2020 GAME-BY-GAME REGULAR-SEASON STATISTICS (STEELERS)

DATE	OPPONENT	P/S	TACKLES							INTERCEPTIONS				O. FUMB			ST			MISC		W/L	SCORE			
			TK	S	A	SK	YDS	TFL	YDS	QBH	NO	YDS	LG	TD	PD	FF	FR	YDS	TK	S	A			FF	FR	S
09/14	at Giants	P	0	0	0	0.0	0.0	0	0	0	0	0	0	0	0	0	0	0	0	0	0	0	0	0	W	26-16
09/20	Broncos	P	0	0	0	0.0	0.0	0	0	0	0	0	0	0	0	0	0	0	0	0	0	0	0	0	W	26-21
09/27	Texans	P	0	0	0	0.0	0.0	0	0	0	0	0	0	0	0	0	0	0	0	0	0	0	0	0	W	28-21
10/11	Eagles	P	0	0	0	0.0	0.0	0	0	0	0	0	0	0	0	0	0	0	1	1	0	0	0	0	W	38-29
10/18	Browns	P	0	0	0	0.0	0.0	0	0	0	0	0	0	0	0	0	0	0	1	1	0	0	0	0	W	38-7
10/25	at Titans	P	0	0	0	0.0	0.0	0	0	0	0	0	0	0	0	0	0	0	2	2	0	0	0	0	W	27-24
11/01	at Ravens	P	0	0	0	0.0	0.0	0	0	0	0	0	0	0	0	0	0	0	0	0	0	0	0	0	W	28-24
11/08	at Cowboys	P	0	0	0	0.0	0.0	0	0	0	0	0	0	0	0	0	0	0	1	1	0	0	0	0	W	24-19
11/15	Bengals	P	0	0	0	0.0	0.0	0	0	0	0	0	0	0	0	0	0	0	0	0	0	0	0	0	W	36-10
11/22	at Jaguars	P	1	1	0	0.0	0.0	1	1	0	0	0	0	0	0	0	0	0	1	1	0	0	0	0	W	27-3
12/02	Ravens	P	0	0	0	0.0	0.0	0	0	0	0	0	0	0	0	0	0	0	1	0	1	0	0	0	W	19-14
12/07	Washington	P	0	0	0	0.0	0.0	0	0	0	0	0	0	0	0	0	0	0	0	0	0	0	0	0	L	17-23
12/13	at Bills	P	0	0	0	0.0	0.0	0	0	0	0	0	0	0	0	0	0	0	0	0	0	0	0	0	L	15-26
12/21	at Bengals	P	0	0	0	0.0	0.0	0	0	0	0	0	0	0	0	0	0	0	0	0	0	0	0	0	L	17-27
12/27	Colts	P	0	0	0	0.0	0.0	0	0	0	0	0	0	0	0	0	0	0	1	0	1	0	0	0	W	28-24
01/03	at Browns	P	0	0	0	0.0	0.0	0	0	0	0	0	0	0	0	0	0	0	1	0	1	0	0	0	L	22-24
2020 TOTALS			16-0	1	1	0	0.0	0.0	1	1	0	0	0	0	0	0	0	0	9	6	3	0	0	0	12-4	

2020 GAME-BY-GAME POSTSEASON STATISTICS (STEELERS)

			TACKLES							INTERCEPTIONS					O. FUMB			ST				MISC					
DATE	OPPONENT	P/S	TK	S	A	SK	YDS	TFL	YDS	QBH	NO	YDS	LG	TD	PD	FF	FR	YDS	TK	S	A	FF	FR	S	A	W/L	SCORE
01/10	Browns	P	0	0	0	0.0	0.0	0	0	0	0	0	0	0	1	0	0	0	2	2	0	0	0	0	0	L	37-48
2020 TOTALS			1-0	0	0	0	0.0	0.0	0	0	0	0	0	0	1	0	0	0	2	2	0	0	0	0	0	0-1	



KEVIN RADER

TIGHT END

HEIGHT: 6-4

BIRTHPLACE Pittsburgh, PA

WEIGHT: 250

HOW ACQUIRED: FA '19

COLLEGE: Youngstown State

NFL EXPERIENCE: 1st year

BORN: Apr. 26, 1995 (26)

PRO CAREER

- ✦ Has played in one game (one start) over his three-year NFL career (Packers 2018-19; Steelers 2019-2020)
- ✦ Made NFL debut in Week 17 of 2020 at Cleveland
- ✦ Made NFL starting debut in Week 17 of 2020 at Cleveland

2020 (STEELERS)

- ✦ Spent training camp with Pittsburgh and had three stints on the Steelers practice squad
- ✦ Twice promoted to the Pittsburgh active roster (Weeks 12-14 and Week 17-Wild Card)
- ✦ Made NFL debut in Week 17 at Cleveland
- ✦ Made NFL starting debut in Week 17 at Cleveland
- ✦ Registered three special teams tackles in Week 17 at Cleveland

2019 (STEELERS)

- ✦ Spent training camp with Pittsburgh and had three stints on the Steelers practice squad

2018 (PACKERS)

- ✦ Spent training camp with Green Bay

TRANSACTIONS

- ✦ Signed Reserve/Future contract with Pittsburgh on Jan. 14, 2021
- ✦ Promoted to the Steelers active roster from the practice squad on Jan. 2, 2020
- ✦ Signed to the Pittsburgh practice squad on Jan. 2, 2020
- ✦ Signed to the Steelers practice squad on Dec. 23, 2020
- ✦ Waived by Pittsburgh on Dec. 21, 2020
- ✦ Promoted to the Steelers active roster from the practice squad on Nov. 24, 2020
- ✦ Signed to the Pittsburgh practice squad on Sept. 7, 2020
- ✦ Waived by the Steelers on Sept. 5, 2020
- ✦ Signed Reserve/Future contract with Pittsburgh on Dec. 30, 2019
- ✦ Signed to the Steelers practice squad on Nov. 22, 2019
- ✦ Waived by Pittsburgh on Nov. 20, 2019
- ✦ Signed to the Steelers practice squad on Nov. 5, 2019
- ✦ Waived by Pittsburgh on Oct. 30, 2019
- ✦ Signed to the Steelers practice squad on Sept. 1, 2019
- ✦ Waived by Pittsburgh on Aug. 31, 2019
- ✦ Signed Reserve/Future contract with the Steelers on Jan. 9, 2019
- ✦ Waived by Green Bay on Sept. 1, 2018
- ✦ Signed as an undrafted rookie free agent with the Packers on May 3, 2018

COLLEGE

- ✦ Played in 42 games at Youngstown State (2013-17)
- ✦ Started all 11 games at tight end and caught a career-high 22 passes for 272 yards and two TDs as a senior in 2017
- ✦ Played in all 16 games (13 starts) as a junior in 2017, catching 17 passes for 285 yards and two TDs (16.8 yards per catch)
- ✦ Hauled in a one-handed, behind the back grab in the end zone with :01 remaining in the game to help the Penguins defeat Eastern Washington in the FCS semifinals
- ✦ As a sophomore in 2015, played in all 11 games (two starts against Indiana State and Illinois State) and caught two passes for 44 yards
- ✦ Played in five games as a redshirt freshman as a reserve on the defensive line
- ✦ Redshirted as a freshman

PERSONAL

- ✦ Played tight end and defensive end at Pine-Richland High School (Gibsonia, Pa.)
- ✦ All-conference selection as a defensive end
- ✦ Son of Janet and Eric Rader
- ✦ Full name: Kevin Rader

KEVIN RADER'S NFL REGULAR SEASON RUSHING/RECEIVING STATISTICS

DATE	TEAM	GP	GS	RECEIVING					RUSHING				
				NO.	YDS.	AVG.	LG	TD	NO.	YDS.	AVG.	LG	TD
2018	Packers	0	0	0	0	0.0	0	0	0	0	0.0	0	0
2019	Packers	0	0	0	0	0.0	0	0	0	0	0.0	0	0
Went from Green Bay to Pittsburgh.													
2019	Steelers	0	0	0	0	0.0	0	0	0	0	0.0	0	0
2019	TOTAL	0	0	0	0	0.0	0	0	0	0	0.0	0	0
2020	Steelers	1	1	0	0	0.0	0	0	0	0	0.0	0	0
Went from Pittsburgh to Green Bay.													
2020	Packers	0	0	0	0	0.0	0	0	0	0	0.0	0	0
2020	TOTAL	1	1	0	0	0.0	0	0	0	0	0.0	0	0
NFL TOTALS		1	1	0	0	0.0	0	0	0	0	0.0	0	0

KEVIN RADER'S NFL POSTSEASON RUSHING/RECEIVING STATISTICS

DATE	TEAM	GP	GS	RECEIVING					RUSHING				
				NO.	YDS.	AVG.	LG	TD	NO.	YDS.	AVG.	LG	TD
2019	Packers	0	0	0	0	0.0	0	0	0	0	0.0	0	0
2020	Steelers	1	0	0	0	0.0	0	0	0	0	0.0	0	0
NFL TOTALS		1	0	0	0	0.0	0	0	0	0	0.0	0	0

KEVIN RADER'S NFL REGULAR SEASON RETURN STATISTICS

DATE	TEAM	RET.	KICKOFF RETURNS					PUNT RETURNS				
			YDS.	AVG.	LG	TD	NO.	FC	YDS.	AVG.	LG	TD
2018	Packers	0	0	0.0	0	0	0	0	0	0.0	0	0
2019	Packers	0	0	0.0	0	0	0	0	0	0.0	0	0
Went from Green Bay to Pittsburgh.												
2019	Steelers	0	0	0.0	0	0	0	0	0	0.0	0	0
2019	TOTAL	0	0	0.0	0	0	0	0	0	0.0	0	0
2020	Steelers	0	0	0.0	0	0	0	0	0	0.0	0	0
Went from Pittsburgh to Green Bay.												
2020	Packers	0	0	0.0	0	0	0	0	0	0.0	0	0
2020	TOTAL	0	0	0.0	0	0	0	0	0	0.0	0	0
NFL TOTALS		0	0	0.0	0	0	0	0	0	0.0	0	0

KEVIN RADER'S NFL POSTSEASON RETURN STATISTICS

DATE	TEAM	RET.	KICKOFF RETURNS					PUNT RETURNS				
			YDS.	AVG.	LG	TD	NO.	FC	YDS.	AVG.	LG	TD
2019	Packers	0	0	0.0	0	0	0	0	0	0.0	0	0
2020	Steelers	0	0	0.0	0	0	0	0	0	0.0	0	0
NFL TOTALS		0	0	0.0	0	0	0	0	0	0.0	0	0

SINGLE-GAME HIGHS: RUSHING/RECEIVING

Special Teams Tackles

3 at Cleveland Browns, Jan 03, 2021

2018 GAME-BY-GAME REGULAR-SEASON STATISTICS (PACKERS)

DATE	OPPONENT	P/S	RECEIVING					RUSHING					W/L/T	SCORE
			NO.	YDS.	AVG.	LG	TD	NO.	YDS.	AVG.	LG	TD		
09/09	Bears						DID NOT PLAY						W	24-23
09/16	Vikings						DID NOT PLAY						T	29-29
09/23	at Washington						DID NOT PLAY						L	17-31
09/30	Bills						DID NOT PLAY						W	22-0
10/07	at Lions						NOT ON ROSTER						L	23-31
10/15	49ers						NOT ON ROSTER						W	33-30
10/28	at Rams						NOT ON ROSTER						L	27-29
11/04	at Patriots						NOT ON ROSTER						L	17-31
11/11	Dolphins						NOT ON ROSTER						W	31-12
11/15	at Seahawks						NOT ON ROSTER						L	24-27
11/25	at Vikings						NOT ON ROSTER						L	17-24
12/02	Cardinals						NOT ON ROSTER						L	17-20
12/09	Falcons						NOT ON ROSTER						W	34-20
12/16	at Bears						NOT ON ROSTER						L	17-24
12/23	at Jets						NOT ON ROSTER						W	44-38+
12/30	Lions						NOT ON ROSTER						L	0-31
2018 TOTALS		0-0	0	0	0.0	0	0	0	0	0.0	0	0	6-9-1	

+ - Overtime

2019 GAME-BY-GAME REGULAR-SEASON STATISTICS (PACKERS/STEELERS)

DATE	OPPONENT	P/S	RECEIVING					RUSHING					W/L	SCORE
			NO.	YDS.	AVG.	LG	TD	NO.	YDS.	AVG.	LG	TD		
09/05	at Bears						NOT ON ROSTER						W	10-3
09/15	Vikings						NOT ON ROSTER						W	21-16
09/22	Broncos						NOT ON ROSTER						W	27-16
09/26	Eagles						NOT ON ROSTER						L	27-34
10/06	at Cowboys						NOT ON ROSTER						W	34-24
10/14	Lions						NOT ON ROSTER						W	23-22
10/20	Raiders						NOT ON ROSTER						W	42-24
10/27	at Chiefs						NOT ON ROSTER						W	31-24
							Went from Packers to Steelers .							
11/03	Colts						PRACTICE SQUAD						W	26-24
							Went from Steelers to Packers .							
11/10	Panthers						NOT ON ROSTER						W	24-16
11/24	at 49ers						NOT ON ROSTER						L	8-37
12/01	at Giants						NOT ON ROSTER						W	31-13
12/08	Washington						NOT ON ROSTER						W	20-15
12/15	Bears						NOT ON ROSTER						W	21-13
12/23	at Vikings						NOT ON ROSTER						W	23-10
12/29	at Lions						NOT ON ROSTER						W	23-20
2019 TOTALS		0-0	0	0	0.0	0	0	0	0	0.0	0	0	14-2	

2020 GAME-BY-GAME REGULAR-SEASON STATISTICS (STEELERS/PACKERS)


DATE	OPPONENT	P/S	RECEIVING					RUSHING					W/L	SCORE
			NO.	YDS.	AVG.	LG	TD	NO.	YDS.	AVG.	LG	TD		
09/14	at Giants						DID NOT PLAY						W	26-16
							Went from Steelers to Packers .							
09/20	Lions						NOT ON ROSTER						W	42-21
09/27	at Saints						NOT ON ROSTER						W	37-30
							Went from Packers to Steelers .							
10/11	Eagles						PRACTICE SQUAD						W	38-29
10/18	Browns						PRACTICE SQUAD						W	38-7
10/25	at Titans						PRACTICE SQUAD						W	27-24
11/01	at Ravens						PRACTICE SQUAD						W	28-24
11/08	at Cowboys						PRACTICE SQUAD						W	24-19
11/15	Bengals						PRACTICE SQUAD						W	36-10
11/22	at Jaguars						PRACTICE SQUAD						W	27-3
12/02	Ravens						PRACTICE SQUAD						W	19-14
12/07	Washington						PRACTICE SQUAD						L	17-23
12/13	at Bills						PRACTICE SQUAD						L	15-26
12/27	Colts						PRACTICE SQUAD						W	28-24
01/03	at Browns						PRACTICE SQUAD						L	22-24
2020 TOTALS		0-0	0	0	0.0	0	0	0	0	0.0	0	0	12-3	

2019 GAME-BY-GAME POSTSEASON STATISTICS (PACKERS)

DATE	OPPONENT	P/S	RECEIVING					RUSHING					W/L	SCORE
			NO.	YDS.	AVG.	LG	TD	NO.	YDS.	AVG.	LG	TD		
01/12	Seahawks						NOT ON ROSTER						W	28-23
01/19	at 49ers						NOT ON ROSTER						L	20-37
2019 TOTALS		0-0	0	0	0.0	0	0	0	0	0.0	0	0	1-1	

2020 GAME-BY-GAME POSTSEASON STATISTICS (STEELERS)

DATE	OPPONENT	P/S	RECEIVING					RUSHING					W/L	SCORE
			NO.	YDS.	AVG.	LG	TD	NO.	YDS.	AVG.	LG	TD		
01/10	Browns	P	0	0	0.0	0	0	0	0	0.0	0	0	L	37-48
2020 TOTALS		1-0	0	0	0.0	0	0	0	0	0.0	0	0	0-1	



QUINCY ROCHE LINEBACKER

HEIGHT: 6-3 BIRTHPLACE: Randallstown, MD
 WEIGHT: 245 HOW ACQUIRED: D6 '21
 COLLEGE: Miami NFL EXPERIENCE: R
 BORN: Feb. 10, 1998 (23)

PRO CAREER

- ✦ Has yet to make NFL debut

TRANSACTIONS


- ✦ Signed a four-year contract with Pittsburgh on May 15, 2021
- ✦ Drafted by the Steelers in the sixth round (216th overall) in the 2021 NFL Draft

COLLEGE

- ✦ Delivered standout season in lone year with Miami (Fla.) after transferring from Temple in 2020
- ✦ Started all 10 games at defensive end in the regular season and finished with 45 tackles, including 14.5 tackles for loss and 4.5 sacks
- ✦ Tied for ACC lead with three forced fumbles and had two fumbles recovered
- ✦ Ranked second on Hurricanes and third in ACC with 14.5 tackles for loss
- ✦ Started and posted three tackles in road win at top-20 Louisville (Sept. 19), including game-high 2.5 tackles for loss
- ✦ Finished with 2.0 tackles for loss, including seven-yard sack, in start against rival Florida State (Sept. 26)
- ✦ Named ACC Defensive Lineman of the Week after dominant outing vs. Pittsburgh (Oct. 17); finished with season-high seven tackles (four solo), including 4.0 tackles for loss, one forced fumble and one fumble recovery
- ✦ Earned second ACC Defensive Lineman of the Week honor after dominant outing in start at Duke (Dec. 5), finishing with six tackles, three tackles for loss, 1.5 sacks, one forced fumble and one fumble recovery
- ✦ Registered 39.5 tackles for loss, 26.0 sacks, five forced fumbles and six fumble recoveries in his 39-game collegiate career with Temple (2017-19)

PERSONAL

- ✦ Born Quincy G. Roche in Baltimore, Md.
- ✦ Parents are Marlene and Franklin Roche Sr.
- ✦ Has three brothers and three sisters
- ✦ Took a week-long class in Rome as part of Temple's STHM (Sports, Tourism, Hospitality Management) program in the 2019 spring
- ✦ Graduated with a degree in communication from Temple



BEN ROETHLISBERGER

(Roeth-lis-ber-ger) QUARTERBACK

HEIGHT: 6-5	BIRTHPLACE Findlay, OH
WEIGHT: 240	HOW ACQUIRED: D1 '04
COLLEGE: Miami (OH)	NFL EXPERIENCE: 18th year
BORN: Mar. 2, 1982 (39)	

17 '11 '13 '14 '15 '16 '17 '18 '19

PRO CAREER

- Career Regular-Season Record as a Starter: 156-74-1 (.677): 13-0 (1.000) in '04, 9-3 (.750) in '05, 7-8 (.467) in '06, 10-5 (.667) in '07, 12-4 (.750) in '08, 9-6 (.600) in '09, 9-3 (.750) in '10, 11-4 (.733) in '11, 7-6 (.538) in '12, 8-8 (.500) in '13, 11-5 (.688) in '14, 7-4 (.636) in '15, 10-4 (.714) in '16, 12-3 (.800) in '17, 9-6-1 (.594) in '18, 0-2 (.000) in '19 and in '20, 12-3 (.800).
- Fifth player in NFL history to record 150 wins as a starting quarterback in the regular-season, joining Tom Brady, Brett Favre, Peyton Manning and Drew Brees
- Fourth QB in NFL history (Tom Brady, Joe Montana and Terry Bradshaw) to win 100 games in the first 150 starts of his career
- One of six quarterbacks in NFL history with at least 13 consecutive 3,000-passing yard seasons (Brett Favre: 18, Peyton Manning: 16, Drew Brees: 15, Philip Rivers: 15, Eli Manning 14)
- Seventh quarterback in NFL history, 11th occurrence, to record 5,000 passing yards in a season (Drew Brees: 5, Tom Brady: 1, Patrick Mahomes: 1, Peyton Manning: 1, Dan Marino: 1, Matthew Stafford: 1, Jameis Winston 1).
- Six-time Pro Bowl selection (2007, 2011, 2014-17)
- Named AFC Player of the Month (November in 2013)
- Named AFC Offensive Player of the Week 17 times in his career (Week 6 in 2004, Weeks 10 and 16 in 2007, Week 5 in 2008, Week 15 in 2009, Week 17 in 2010, Weeks 5 and 8 in 2011, Week 11 in 2013, Weeks 8-9 in 2014, Weeks 2 and 10 in 2015, Week 4 in 2016, Week 14 in 2017 and Weeks 3 and 10 in 2018)
- Named the FedEx Air Player of the Week 14 times (Week 5 in 2006, Weeks 9 and 16 in 2007, Week 5 in 2008, Week 8 in 2011, Weeks 8-9 and 14-15 in 2014, Weeks 10, 13 and 15 in 2015, Week 5 in 2016 and Week 14 in 2017)
- Named the Steelers' 2013 Walter Payton Man of the Year, an award that recognizes a player's off-the-field community service as well as his playing excellence
- Earned Sunday ESPN NFL Primetime Game Ball honors for the Wild Card Game, Divisional Playoff and AFC Championship Game in 2005
- Recipient of the 2010 and 2020 Pro Football Writers' "The Chief Award," which was established in honor of the Steelers' founder, Arthur J. Rooney, Sr., and is presented annually to the Steeler that best exemplifies the spirit of cooperation with the media
- Named 2004 Offensive Rookie of the Year by the Associated Press, Sports Illustrated, The Sporting News, Pro Football Weekly, PFWA, Football Digest and Pepsi
- Won the 2004 Joe Greene Great Performance Award given annually to the Steelers' top rookie
- Named to Pro Football Weekly's and the PFWA's 2004 All-Rookie Team
- Named Pepsi NFL Rookie of the Week (Weeks 3-6, 8, 9, 11, 13 and 16 of 2004)
- Named NFL Rookie of the Month (October in 2004)

CAREER HIGHLIGHTS (REGULAR SEASON)

- Has appeared in the most games at QB in franchise history (233), which ranks tied for 12th in NFL history.
- Has started the most games at QB in franchise history (231), which ranks tied for ninth in NFL history.
- Has the most regular-season wins in franchise history (156), which ranks fifth in NFL history.
- Entering 2021, holds career franchise regular-season records in numerous passing categories, including passing TDs (396), passing TDs of at least 60 yards (22), passing yards (60,348), passer rating (94.0), completions (5,050), pass attempts (7,838), completion percentage (64.4), yards per attempt (7.7), 300-yard passing games (72) and 3,000-yard passing seasons (14).
- Entering 2021, holds NFL records for most 500-yard passing games (three) and most 450-yard passing games (six).
- Entering 2021, ranks fourth in NFL history in 400-yard passing games (12), sixth in 300-yard passing games (66), sixth in completions (5,050), seventh in passing yards (60,348), eighth in attempts (7,838), ninth in passing TDs (396), 11th in completion percentage (64.4), min. 1,500 career pass attempts, 11th in quarterback rating (94.0, min. 1,500 career pass attempts) and 12th in pass yards/attempt (7.70, min. 1,500 career pass attempts).
- Entering 2021, is 25-2 all-time at home in October as a starter, the best winning percentage in in the Super Bowl era among QBs who have made at least 10 starts at home in October (.926).
- Entering 2021, is 22-5 in regular-season primetime games at Heinz Field, including 7-0 on Thursday night at home.
- Entering 2021, has thrown at least three TD passes in 54 regular-season games, which ranks eighth in NFL history
- Entering 2021, has registered 96 regular-season games as a starter with a passer rating over 100.0, which ranks seventh in NFL history
- Entering 2021, has orchestrated 46 regular-season gamewinning drives, which is a franchise record and ranks fifth in NFL history
- Entering 2021, has led the Steelers to an offensive scoring drive in the 4th quarter, with the team trailing by one score, to either tie or take the lead 35 times in his career, which is a franchise record and ranks fourth in NFL history
- Entering 2021, has registered at least four TD passes 16 times in his career, which is a franchise record and ranks eighth in NFL history
- Entering 2021, has led the Steelers to 59 victories as a starter when the game was decided by six points or less
- His 59 victories as a starter when the game was decided by six points or less ranks fourth in NFL history
- His .620 (59-36-1) winning percentage as a starter when the game was decided by six points or less ranks second in NFL history (min. 50 career starts)
- Holds single-season franchise records in completions (452 in 2018), attempts (675 in 2018), TD passes (34 in 2018), passer rating (104.1 in 2007), completion percentage (68.0 in 2015), passing yards (5,129 in 2018), 300-yard games (nine in 2014) and games with a passer rating of 100.0 or more (10 in 2014).
- Holds single-game franchise records in passing yards (522, 10/26/14 vs. Indianapolis), completions (44, 12/10/17 vs. Baltimore), attempts (66, 12/10/17 vs. Baltimore), completion percentage (min. 20 attempts, 88.0, 11/8/18 vs. Carolina) and TD passes (six), which he did in back-to-back games in 2014 (10/26 vs. Indianapolis and 11/2 vs. Baltimore).
- Thrown for at least 3,000 passing yards in 14 seasons of his 16 seasons in the NFL, including 13 straight and 14 of the last 15 campaigns (2006-2018, 2020).
- Won 74 of his first 100 home games starts, which ties as the fourth-most in NFL history (Brady: 87, Brett Favre: 82, John Elway: 77, Peyton Manning: 74).
- Only the second QB in team history (Terry Bradshaw, 111) to reach 100 career wins in the regular season.
- Earned his 130th win as a starting QB in his 192nd start to mark the third-fewest starts in NFL history to win 130 games (Tom Brady: 168 and Peyton Manning: 189).
- Third quarterback in NFL history with at least 225 TD passes in career home games (226) – joining Drew Brees (281, Mercedes-Benz Superdome) and Tom Brady (258, Gillette Stadium)
- Thrown for at least 3,000 passing yards in 14 of his 17 seasons in the NFL, which ranks tied for sixth in NFL history
- Thrown for at least 3,500 passing yards in 10 of his 17 seasons in the NFL, including a franchise-record six consecutive seasons (2013-2018)

- ♦ His 10 seasons with 3,500 passing yards or more ranks tied for ninth in NFL history
- ♦ His four seasons of 30 or more TD passes rank tied for eighth in NFL history
- ♦ His nine seasons of 25 or more TD passes rank seventh in NFL history
- ♦ His 11 seasons of 20 or more TD passes, including eight consecutive years (2011-18), rank tied for ninth in NFL history
- ♦ Threw at least 15 TDs in each of his first 15 seasons, marking the most consecutive seasons to start a career with at least 15 passing TDs in NFL history
- ♦ Has registered at least five TD passes in a game six times in his career, becoming the fifth quarterback in NFL history to register at least five TD passes in six games in a career (Drew Brees: 11, Peyton Manning: 9, Tom Brady: 7, Dan Marino: 6).
- ♦ His 19 rushing TDs rank third in franchise quarterback history (Kordell Stewart, 35; Terry Bradshaw, 32)
- ♦ Has registered a perfect passer rating four times in his career – the most such games by an NFL quarterback in NFL history (min. 10 attempts)
- ♦ Only player in NFL history to record at least 500 passing yards three times (12/20/09 vs. Green Bay, 10/26/14 vs. Indianapolis, 12/10/17 vs. Baltimore)
- ♦ Threw at least one TD pass in 45 consecutive home games, which stands as the third-longest streak in NFL history (Tom Brady: 47 and Drew Brees: 60)

CAREER HIGHLIGHTS (POSTSEASON)

- ♦ In 17 seasons, has led the Steelers to 10 postseason berths, eight AFC North Championships, four AFC Championships and two Super Bowl victories in three championship game appearances, becoming the youngest quarterback to ever win a Super Bowl (23, Super Bowl XL), and the second-youngest quarterback to win his second Super Bowl (Tom Brady).
- ♦ Owns many franchise records for career postseason passing, including yards (5,757), TDs (34), attempts (744), completions (469), completion percentage (63.0), 300-yard games (six) and games with 30 or more completions (four)
- ♦ Has appeared in the most playoff games (22) in franchise history
- ♦ His 13 victories rank tied for seventh in NFL playoff history
- ♦ His 469 completions rank sixth in NFL playoff history
- ♦ His 744 attempts rank fifth in NFL playoff history
- ♦ His 5,757 passing yards rank fifth in NFL playoff history
- ♦ His 34 passing TDs rank seventh in NFL playoff history
- ♦ One of seven quarterbacks to reach 5,000 career passing yards in the postseason – joining Tom Brady, Peyton Manning, Brett Favre, Joe Montana, Aaron Rodgers and Drew Brees
- ♦ One of seven quarterbacks with at least 400 pass completions in the postseason history – Tom Brady, Peyton Manning, Brett Favre, Aaron Rodgers, Drew Brees and Joe Montana
- ♦ Has thrown a TD pass in 18 of his 22 career postseason games
- ♦ Second player in franchise playoff history to total at least 30 passing TDs with 34 (Terry Bradshaw, 30)
- ♦ Has recorded 10 multi-TD passing games in his postseason career, which is tied with Terry Bradshaw for the franchise record and ranks tied for sixth in NFL playoff history

2020 (STEELERS)

- ♦ Named an offensive captain for the 12th time (10th consecutive)
- ♦ Set NFL playoff single-game records for both completions (47) and attempts (68) in the Wild Card defeat to Cleveland
- ♦ Became the second signal caller to ever throw for at least 500 yards in the playoffs
- ♦ His 501 yards passing against the Browns ranks second in single-game postseason history. QB Tom Brady owns the postseason record with 505 yards passing in Super Bowl XXXIX.
- ♦ Ranked third in the NFL in both attempts (608) and completions (399)
- ♦ Ranked tied for seventh in TD passes (33)
- ♦ In NFL history among quarterbacks in their 17th season in the NFL, ranked first in pass TDs (33), first in completions (399), first in attempts (608), fourth in pass yards (3,804), sixth in completion percentage (65.6%) and sixth in passer rating (94.1)

2019 (STEELERS)

- ♦ Named an offensive captain for the 11th time (ninth consecutive)
- ♦ Played in the first two games of the season before leaving the Week 2 contest vs. Seattle with a season-ending injury to his right arm

2018 (STEELERS)

- ♦ Threw for at least 250 yards and one TD in each of the Steelers' first 13 games in 2018, which set franchise record for consecutive games with at least 250 passing yards and a TD pass
- ♦ Threw for at least 5,000 passing yards in a season for the first time in his NFL career
- ♦ Only quarterback in NFL history to throw three TD passes of 94 yards or more
- ♦ Fourth quarterback in NFL history to throw three TD passes of 90 yards or more
- ♦ One of two quarterbacks in NFL history to start a season with a 13-game streak or more of games with at least 250 passing yards and a TD pass, joining Drew Brees: 16 (2011)
- ♦ Completed 452 passes to mark his sixth consecutive season with at least 300 completions (eighth overall), his second consecutive season with at least 350 completions (fourth overall), his second season with at least 400 completions and first season with 450 completions
- ♦ Threw for at least 250 yards and a TD in 15 of the Steelers' 16 games
- ♦ Opened the season with three consecutive 300-passing yard games for the first time in his NFL career
- ♦ Second Steeler to lead the NFL in both passing yards and completions (Jim Finks: 1955)

2017 (STEELERS)

- ♦ Became the eighth quarterback in NFL history to reach 50,000 regular-season passing yards
- ♦ Became the ninth player in NFL history to reach 4,000 regular-season pass completions
- ♦ Became the first quarterback in NFL history to have 40 or more completions in three regular season games (completed 44 passes against Baltimore on 12/10)
- ♦ Named an offensive team captain for the ninth time (seventh consecutive)
- ♦ Finished the season ranked fifth in passing yards (4,251), tied for fourth in completions (360) and tied for fifth in passing TDs (28)
- ♦ His 360 pass completions were the third-most by a Steeler in a single season
- ♦ His 4,251 passing yards in 2017 were the fourth-most by a Steeler in a single season
- ♦ Set then franchise single-game playoff records for passing attempts (58), pass completions (37), passing yards (469) and touchdown TDs (5)

2016 (STEELERS)

- ♦ Became the 10th quarterback in NFL history to throw at least 275 TD passes with one team
- ♦ Became the 11th quarterback in NFL history to reach 45,000 passing yards and eighth to do so with one team
- ♦ Reached 45,000 passing yards in his 179th career game, the fifth-fewest games in NFL history to hit that milestone
- ♦ Became the first player in NFL history to throw at least 500 completions to three teammates (Heath Miller, Hines Ward and Antonio Brown)
- ♦ Third active NFL quarterback to reach 50 road wins (Tom Brady and Drew Brees)
- ♦ Named an offensive team captain for the eighth time
- ♦ Finished in the top-10 in the NFL in three-TD games (7, T-3rd), passing TDs (29, 6th), pass plays of 25 yards or more (33, 8th) and 300-yard passing

games (4, T-10th)

- ✦ Thrown at least 20 touchdowns in six straight seasons, a team record
- ✦ Reached 3,500 passing yards for the fourth straight season, extending his team record
- ✦ Started all three postseason games, setting the Steelers' record for most playoff games played (20).

2015 (STEELERS)

- ✦ Named an offensive team captain for the seventh time
- ✦ Totaled 3,938 passing yards during the regular season
- ✦ Reached 3,500 passing yards for the third straight season, extending his team record
- ✦ Did not start vs. Cleveland (11/15) but entered the game early in the first quarter due to an injury to QB Landry Jones and completed 22-of-33 passes for 379 yards with three TDs
- ✦ His 379 yards are the most in NFL history for a quarterback that did not start the game
- ✦ Has thrown at least 20 TDs in five straight seasons, a team record
- ✦ Started both postseason contests, finishing with a 93.3 passer rating, the second-highest in a single postseason in his career

2014 (STEELERS)

- ✦ Set an NFL record for the most TD passes in a two-game span (threw for 12 TDs in Weeks 8-9)
- ✦ Threw at least one TD in 30 consecutive regular-season games that he played in, a team record, which started 9/9/12 at Denver and ended 9/11/14 at Baltimore
- ✦ Became one of six quarterbacks in NFL history to earn wins against at least 31 other teams with a Week 15 victory at Atlanta
- ✦ Named offensive team captain for the sixth year
- ✦ Started all 16 games during the regular season for the third time in his career
- ✦ Became the first quarterback in team history to throw for at least 30 TDs in two seasons (2007 and 2014)
- ✦ Became the first quarterback in team history to throw for at least 4,000 yards in back-to-back seasons
- ✦ His 4,952 passing yards tied for the league lead (Drew Brees), and he joined Jim Finks (2,270 yards in 1955) as the only QBs in team history to lead or tie for the NFL lead in passing yards.

2013 (STEELERS)

- ✦ Named offensive team captain for the fifth year
- ✦ Started all 16 games for the second time in his career (2008)
- ✦ Tied Terry Bradshaw 11/28 at Baltimore and passed Bradshaw 12/8 vs. Miami for the most passing TDs during the regular season in franchise history
- ✦ Surpassed 30,000 career passing yards
- ✦ Passed Bradshaw (3,901) for the most pass attempts in franchise history
- ✦ Reached 200 TD passes to join Bradshaw, John Elway, Joe Montana, Tom Brady and Eli Manning as the only QBs in NFL history to have at least 200 TD passes and win at least two Super Bowls

2012 (STEELERS)

- ✦ Named offensive team captain for the fourth year
- ✦ Became the Steelers' all-time leader in passing yards during the regular season
- ✦ Marked the fifth straight season he recorded at least 3,200 passing yards
- ✦ Threw at least 20 TDs in back-to-back seasons for the first time in his career
- ✦ Recorded at least one TD pass in all 13 games he played, marking the first time in his career that he threw at least one TD in each game he played in the regular season

2011 (STEELERS)

- ✦ Became the first quarterback in franchise history to throw for more than 300 yards in three consecutive games (Weeks 7-9)
- ✦ Named offensive team captain for the third year
- ✦ Reached 25,000 career passing yards
- ✦ Passed Terry Bradshaw (2,025) for the most completions in franchise history

2010 (STEELERS)

- ✦ Finished third in the NFL during the regular season with an 8.23 yards-per-attempt average
- ✦ Recorded the longest run of his career (31 yards), and he added two rushing TDs
- ✦ Started all three postseason contests, helping lead the team to Super Bowl XLV

2009 (STEELERS)

- ✦ Broke single-season passing record, single-season completions record and the record for most 300-yard passing games
- ✦ Broke the single-game record for passing yards with 503 yards
- ✦ The 503 yards were the 10th highest total in league history
- ✦ Set the Steelers record for highest completion percentage in a single-season
- ✦ Joined Pro Hall of Famers Y.A. Tittle and Warren Moon as the only quarterbacks in the NFL to throw for at least 500 yards with three TDs and without an interception
- ✦ Became the first quarterback in team history to eclipse the 4,000-yard passing mark in a single season
- ✦ Became the second QB in team history to reach 15,000 passing yards (15,337)
- ✦ Moved into second place on the team's all-time list for pass completions (1,222) ahead of Kordell Stewart (1,190)

2008 (STEELERS)

- ✦ Improved to 51-20 (.718 pct.) as a starter, the most wins in NFL history by a quarterback in his first five seasons
- ✦ His 51 wins in his first five seasons are the most by a QB in league history, surpassing such QBs as Otto Graham, Dan Marino, Tom Brady and John Elway
- ✦ Became the fifth QB since the NFL merger (1970) to lead his team to the conference title game in three of his first five seasons (Roger Staubach, Bernie Kosar, Tom Brady, Donovan McNabb)
- ✦ His eight playoff wins during his first five seasons trail only Brady (9) all-time
- ✦ Surpassed 1,000 career completions (1,189) during the October 19 win at Cincinnati and moved into second place on the team's all-time passing yardage list (14,974), passing Kordell Stewart (13,328) in Week 10 against the Colts
- ✦ Second-quarter TD pass to Santonio Holmes at Tennessee on December 21 was his 100th career TD pass
- ✦ With 3,301 passing yards, became the first quarterback in franchise history to top 3,000 yards in three consecutive seasons
- ✦ His 329 passing yards on December 21 at Tennessee gave him his franchise-best seventh career 300-yard passing performance

2007 (STEELERS)

- ✦ Passer rating of 104.1 was a franchise record and ranked second in the NFL behind Tom Brady

- ✦ Set a team record with TD passes in 15 straight games
- ✦ Broke the single-game completion percentage mark of 85.7% (18 of 21) in the Week 12 win over the Dolphins
- ✦ Tied a franchise record by passing for over 3,000 yards for the second consecutive year
- ✦ Set a career high and finished second in the league behind Vince Young with 204 rushing yards on 35 attempts (5.8 avg.)

2006 (STEELERS)

- ✦ Broke the team single-game record for completions as he posted 38 against Denver
- ✦ His 433 yards passing against Denver were the second-highest total in team history
- ✦ Passed Ed Brown (5,821) for 10th place on the Steelers all-time passing list with 6,051 career yards
- ✦ Passed Mike Tomczak (37) for ninth on the Steelers all-time touchdown passes list
- ✦ Passed Ed Brown (736) for 10th place on the Steelers' all-time list with 743 career attempts
- ✦ Set new career highs in attempts (54), completions (38) and yards (433)
- ✦ His 38 completions marks a new Steelers' single-game high, surpassing Neil O'Donnell's 34 at Chicago (Nov. 5, 1995)
- ✦ His 433 yards was the second-highest single-game total in Steelers' history (Tommy Maddox, 473, Nov. 10, 2002) and marked his first career 400-yard passing game
- ✦ His 54 attempts marked the third highest in Steelers' history

2005 (STEELERS)

- ✦ Youngest starting quarterback to win a Super Bowl (23-years old)
- ✦ Guided the Steelers to their first Super Bowl victory in 26 years
- ✦ Helped the Steelers become the first team in NFL history to win three road playoff games
- ✦ First quarterback in league history to lead his team to the conference championship game in each of his first two seasons

2004 (STEELERS)

- ✦ Broke Dan Marino's NFL rookie quarterback records for completion percentage (66.4) and passer rating (98.1)
- ✦ Set franchise records in completion percentage and passer rating
- ✦ First rookie quarterback in NFL history to post a 13-0 regular-season record

TRANSACTIONS

- ✦ Signed a one-year contract extension with Pittsburgh on Mar. 4, 2021
- ✦ Signed a two-year contract extension with the Steelers on Apr. 24, 2019
- ✦ Signed a four-year contract extension with Pittsburgh on Mar. 13, 2015
- ✦ Suspension lifted on Oct. 4, 2010
- ✦ Suspended four games for violating the NFL Personal Conduct Policy on Apr. 21, 2010
- ✦ Signed a six-year contract extension with the Steelers on Mar. 3, 2008
- ✦ Signed a six-year contract with Pittsburgh on Aug. 3, 2004
- ✦ Drafted by the Steelers in the first round (11th overall) of the 2004 NFL Draft

COLLEGE

- ✦ Three-year starter at Miami (Ohio) from 2001-03
- ✦ Rewrote virtually every school passing record in just 38 games
- ✦ Completed 854-of-1,304 passes (65.5%) for 10,829 yards with 84 TDs
- ✦ Set RedHawks' career record with 11,075 yards of total offense
- ✦ Third player in Mid-American Conference history to throw for over 3,000 yards in three seasons
- ✦ 10th player in MAC history to throw for over 10,000 yards in his career
- ✦ Eighth player in school history to earn All-America honors
- ✦ Punted 24 times for 963 yards (40.1 avg.), with 17 attempts downed inside the opponent's 20-yard line
- ✦ 2003 First-Team All-American selection by The NFL Draft Report
- ✦ 2003 Associated Press Third-Team All-American
- ✦ 2003 All-MAC First-Team
- ✦ 2003 MAC Most Valuable Player
- ✦ 2003 MAC Offensive Player of the Year
- ✦ Guided Miami (Ohio) to its first bowl appearance since 1986 and its first postseason victory in 28 seasons in 2003
- ✦ 2002 All-American honorable mention honors by The NFL Draft Report
- ✦ 2002 All-MAC Second-Team
- ✦ 2001 Football Writer's Association of America First-Team Freshman All-American
- ✦ 2001 All-MAC Second-Team
- ✦ First RedHawk to earn MAC Freshman of the Year since running back Deland McCullough in 1992
- ✦ Earned a bachelor's degree in education

PERSONAL

- ✦ Attended Findlay (Ohio) High School
- ✦ Started at quarterback for the varsity only as a senior
- ✦ Played wide receiver for varsity as a junior
- ✦ Played quarterback for the junior varsity team as a freshman and sophomore
- ✦ Earned Ohio's Division I Offensive Player of the Year as a senior in 1999
- ✦ Runner-up for 1999 Mr. Football honors in Ohio
- ✦ Set state records by throwing for 4,041 yards with 54 TDs during his senior campaign and also ran for seven TDs
- ✦ Named league, district and Toledo Blade Player of the Year
- ✦ Helped the team compile a 23-9 record, which included two league championships and a state playoff appearance
- ✦ Played in Ohio's North-South Game and the Ohio-Pennsylvania Big 33 All-Star game
- ✦ All-League and all-district performer in baseball and basketball
- ✦ Team captain in all three sports
- ✦ Son of Ken and Brenda Roethlisberger
- ✦ Married to Ashley and they have two sons, Benjamin Todd Jr. and Bodie, and one daughter, Baylee Marie
- ✦ Full name is Benjamin Todd Roethlisberger

BEN ROETHLISBERGER'S NFL REGULAR SEASON PASSING STATISTICS

DATE	TEAM	GP	GS	ATT.	CMP.	PCT.	YDS	AVG.	TD	INT.	LG	SK	LST	RATE
2004	Steelers	14	13	295	196	66.4	2,621	8.9	17	11	58	30	213	98.1
2005	Steelers	12	12	268	168	62.7	2,385	8.9	17	9	85t	23	129	98.6
2006	Steelers	15	15	469	280	59.7	3,513	7.5	18	23	67t	46	280	75.4
2007	Steelers	15	15	404	264	65.3	3,154	7.8	32	11	83	47	347	104.1
2008	Steelers	16	16	469	281	59.9	3,301	7.0	17	15	65t	46	284	80.1
2009	Steelers	15	15	506	337	66.6	4,328	8.6	26	12	60t	50	348	100.5
2010	Steelers	12	12	389	240	61.7	3,200	8.2	17	5	56t	32	220	97.0
2011	Steelers	15	15	513	324	63.2	4,077	7.9	21	14	95t	40	269	90.1
2012	Steelers	13	13	449	284	63.3	3,265	7.3	26	8	82t	30	182	97.0
2013	Steelers	16	16	584	375	64.2	4,261	7.3	28	14	67	42	282	92.0
2014	Steelers	16	16	608	408	67.1	4,952	8.1	32	9	94t	33	172	103.3
2015	Steelers	12	11	469	319	68.0	3,938	8.4	21	16	69t	20	141	94.5
2016	Steelers	14	14	509	328	64.4	3,819	7.5	29	13	72t	17	141	95.4
2017	Steelers	15	15	561	360	64.2	4,251	7.6	28	14	97t	21	139	93.4
2018	Steelers	16	16	675	452	67.0	5,129	7.6	34	16	97t	24	166	96.5
2019	Steelers	2	2	62	35	56.5	351	5.7	0	1	45	2	7	66.0
2020	Steelers	15	15	608	399	65.6	3,803	6.3	33	10	84t	13	118	94.1
TOTALS		233	231	7,838	5,050	64.4	60,348	7.7	396	201	97T	516	3,438	94.0

BEN ROETHLISBERGER'S NFL POSTSEASON PASSING STATISTICS

DATE	TEAM	GP	GS	ATT.	CMP.	PCT.	YDS	AVG.	TD	INT.	LG	SK	LST	RATE
2004	Steelers	2	2	54	31	57.4	407	7.5	3	5	34	2	11	61.3
2005	Steelers	4	4	93	58	62.4	803	8.6	7	3	54	6	35	101.7
2007	Steelers	1	1	42	29	69.0	337	8.0	2	3	37t	6	40	79.2
2008	Steelers	3	3	89	54	60.7	692	7.8	3	1	65t	8	58	91.6
2010	Steelers	3	3	91	54	59.3	622	6.8	4	4	58	9	48	76.4
2011	Steelers	1	1	40	22	55.0	289	7.2	1	1	33	5	45	75.9
2014	Steelers	1	1	45	31	68.9	334	7.4	1	2	44	5	37	79.3
2015	Steelers	2	2	68	42	61.8	568	8.4	1	0	60	6	55	93.3
2016	Steelers	3	3	96	64	66.7	735	7.7	3	4	62t	2	15	82.6
2017	Steelers	1	1	58	37	63.8	469	8.1	5	1	43t	2	7	110.5
2020	Steelers	1	1	68	47	69.1	501	7.4	4	4	33	0	0	85.5
TOTALS		22	22	744	469	63.0	5,757	7.7	34	28	65T	51	351	86.4

BEN ROETHLISBERGER'S NFL REGULAR SEASON RUSHING STATISTICS

DATE	TEAM	NO.	YDS.	AVG.	LG	TD
2004	Steelers	56	144	2.6	20	1
2005	Steelers	31	69	2.2	13	3
2006	Steelers	32	98	3.1	20	2
2007	Steelers	35	204	5.8	30t	2
2008	Steelers	34	101	3.0	17	2
2009	Steelers	40	82	2.1	15	2
2010	Steelers	34	176	5.2	31	2
2011	Steelers	31	70	2.3	11	0
2012	Steelers	26	92	3.5	14	0
2013	Steelers	27	99	3.7	19	1
2014	Steelers	33	27	0.8	8	0
2015	Steelers	15	29	1.9	13	0
2016	Steelers	16	14	0.9	14	1
2017	Steelers	28	47	1.7	14	0
2018	Steelers	31	98	3.2	18	3
2019	Steelers	1	7	7.0	7	0
2020	Steelers	25	11	0.4	11	0
TOTALS		495	1,368	2.8	31	19

BEN ROETHLISBERGER'S NFL POSTSEASON RUSHING STATISTICS

DATE	TEAM	NO.	YDS.	AVG.	LG	TD
2004	Steelers	9	75	8.3	20	0
2005	Steelers	19	37	1.9	10	2
2007	Steelers	4	13	3.3	6	0
2008	Steelers	5	0	0.0	4	0
2010	Steelers	21	63	3.0	18	1
2011	Steelers	3	15	5.0	9	0
2014	Steelers	2	16	8.0	16	0
2015	Steelers	0	0	0.0	0	0
2016	Steelers	8	11	1.4	8	0
2017	Steelers	2	16	8.0	15	0
2020	Steelers	1	0	0.0	0	0
TOTALS		74	246	3.3	20	3

SINGLE-GAME HIGHS: QUARTERBACK

Pass Attempts	66 vs. Baltimore Ravens, Dec 10, 2017 60 vs. Kansas City Chiefs, Sep 16, 2018	Passer Rating	158.3 vs. Carolina Panthers, Nov 08, 2018 158.3 at St. Louis Rams, Dec 20, 2007 ...1 more at 158.3.
Pass Completions	44 vs. Baltimore Ravens, Dec 10, 2017 41 at Denver Broncos, Nov 25, 2018	Rush Attempts	9 at Cincinnati Bengals, Nov 21, 2004 7 vs. Carolina Panthers, Dec 23, 2010 ...1 more at 7.
Yards Passing	522 vs. Indianapolis Colts, Oct 26, 2014 506 vs. Baltimore Ravens, Dec 10, 2017	Rushing Yards	55 vs. Oakland Raiders, Nov 21, 2010 49 vs. Cleveland Browns, Nov 11, 2007 30t vs. Cleveland Browns, Nov 11, 2007
TD Passes	6 vs. Baltimore Ravens, Nov 02, 2014 6 vs. Indianapolis Colts, Oct 26, 2014	Longest Runs	22 vs. New York Jets, Dec 19, 2010
Long Passes	97t at Denver Broncos, Nov 25, 2018 97t at Detroit Lions, Oct 29, 2017	Rushing TDs	1 at Jacksonville Jaguars, Nov 18, 2018 1 at Baltimore Ravens, Nov 04, 2018 ...17 more at 1.
Completion Percentage	88.0 vs. Carolina Panthers, Nov 08, 2018 86.2 at Oakland Raiders, Dec 09, 2018		

SINGLE-GAME HIGHS - POSTSEASON: QUARTERBACK

Pass Attempts	68 vs. Cleveland Browns, Jan 10, 2021 58 vs. Jacksonville Jaguars, Jan 14, 2018 47 at New England Patriots, Jan 22, 2017 45 vs. Baltimore Ravens, Jan 03, 2015 42 vs. Jacksonville Jaguars, Jan 05, 2008	Passer Rating	148.7 at Cincinnati Bengals, Jan 08, 2006 124.9 at Denver Broncos, Jan 22, 2006 110.5 vs. Jacksonville Jaguars, Jan 14, 2018 105.3 vs. Miami Dolphins, Jan 08, 2017 101.8 vs. Baltimore Ravens, Jan 15, 2011
Pass Completions	47 vs. Cleveland Browns, Jan 10, 2021 37 vs. Jacksonville Jaguars, Jan 14, 2018 31 at New England Patriots, Jan 22, 2017 31 vs. Baltimore Ravens, Jan 03, 2015 29 vs. Jacksonville Jaguars, Jan 05, 2008	Rush Attempts	11 vs. New York Jets, Jan 23, 2011 7 vs. Seattle Seahawks, Feb 05, 2006 6 vs. Baltimore Ravens, Jan 15, 2011 5 at Indianapolis Colts, Jan 15, 2006 5 vs. New England Patriots, Jan 23, 2005
Yards Passing	501 vs. Cleveland Browns, Jan 10, 2021 469 vs. Jacksonville Jaguars, Jan 14, 2018 339 at Denver Broncos, Jan 17, 2016 337 vs. Jacksonville Jaguars, Jan 05, 2008 334 vs. Baltimore Ravens, Jan 03, 2015	Rushing Yards	45 vs. New England Patriots, Jan 23, 2005 31 at Green Bay Packers, Feb 06, 2011 30 vs. New York Jets, Jan 15, 2005 25 vs. Seattle Seahawks, Feb 05, 2006 21 vs. New York Jets, Jan 23, 2011
TD Passes	5 vs. Jacksonville Jaguars, Jan 14, 2018 4 vs. Cleveland Browns, Jan 10, 2021 3 at Cincinnati Bengals, Jan 08, 2006 2 vs. Miami Dolphins, Jan 08, 2017 2 at Green Bay Packers, Feb 06, 2011 ...5 more at 2.	Longest Runs	20 vs. New York Jets, Jan 15, 2005 18 at Green Bay Packers, Feb 06, 2011 16 vs. Baltimore Ravens, Jan 03, 2015 15 vs. Jacksonville Jaguars, Jan 14, 2018 13 vs. New England Patriots, Jan 23, 2005
Long Passes	65t vs. Baltimore Ravens, Jan 18, 2009 62t vs. Miami Dolphins, Jan 08, 2017 60 at Cincinnati Bengals, Jan 09, 2016 58 at Denver Broncos, Jan 17, 2016 58 vs. Baltimore Ravens, Jan 15, 2011	Rushing TDs	1 vs. New York Jets, Jan 23, 2011 1 vs. Seattle Seahawks, Feb 05, 2006 1 at Denver Broncos, Jan 22, 2006
Completion Percentage	73.7 at Cincinnati Bengals, Jan 08, 2006 72.4 at Denver Broncos, Jan 22, 2006 72.2 vs. Miami Dolphins, Jan 08, 2017 70.0 at Arizona Cardinals, Feb 01, 2009 69.1 vs. Cleveland Browns, Jan 10, 2021		

300-YARD PASSING GAMES (66): REGULAR SEASON

DATE	TEAM	NO.	YDS.	AVG.	LG	TD
12/18/04	at Giants	18	316	17.6	40	1
12/04/05	BENGALS	29	386	13.3	41	3
10/29/06	at Raiders	25	301	12.0	49	1
11/05/06	BRONCOS	38	433	11.4	63	3
10/05/08	at Jaguars	26	309	11.9	48t	3
11/16/08	CHARGERS	31	308	9.9	30	0
12/21/08	at Titans	25	329	13.2	31t	2
09/10/09	TITANS	33	363	11.0	34t	1
10/04/09	CHARGERS	26	333	12.8	35	2
10/18/09	BROWNS	23	417	18.1	52t	2
11/22/09	at Chiefs	32	398	12.4	41	3
12/20/09	PACKERS	29	503	17.3	60t	3
10/24/10	at Dolphins	19	302	15.9	53t	2
11/14/10	PATRIOTS	30	387	12.9	33t	3
12/23/10	PANTHERS	22	320	14.5	43t	1
09/25/11	at Colts	25	364	14.6	81t	1
10/23/11	at Cardinals	26	361	13.9	95t	3
10/30/11	PATRIOTS	36	365	10.1	26	2
11/06/11	RAVENS	20	330	16.5	32	1
12/19/11	at 49ers	25	330	13.2	39	0
09/23/12	at Raiders	36	384	10.7	22t	4
10/11/12	at Titans	24	363	15.1	82t	1
12/16/12	at Cowboys	24	339	14.1	60	2
09/22/13	BEARS	26	406	15.6	45	2
09/29/13	at Vikings	36	383	10.6	36	1
11/03/13	at Patriots	28	400	14.3	42	4
11/17/13	LIONS	29	367	12.7	47t	4
12/08/13	DOLPHINS	23	349	15.2	67	3
09/07/14	BROWNS	23	365	15.9	41	1
09/28/14	BUCCANEERS	29	314	10.8	31	3
10/26/14	COLTS	40	522	13.1	52	6
11/02/14	RAVENS	25	340	13.6	54t	6
11/09/14	at Jets	30	343	11.4	80t	1
11/30/14	SAINTS	32	435	13.6	48	2
12/07/14	at Bengals	25	350	14.0	94t	3
12/14/14	at Falcons	27	360	13.3	44	0
12/28/14	BENGALS	24	317	13.2	63t	2
09/10/15	at Patriots	26	351	13.5	43	1
09/20/15	49ERS	21	369	17.6	59	3
11/08/15	RAIDERS	24	334	13.9	59	2
11/15/15	BROWNS	22	379	17.2	64	3
11/29/15	at Seahawks	36	456	12.7	69t	1
12/06/15	COLTS	24	364	15.2	68t	4
12/20/15	BRONCOS	40	380	9.5	23t	3
01/03/16	at Browns	24	349	14.5	66	3
09/12/16	at Washington	27	300	11.1	42	3
10/02/16	CHIEFS	22	300	13.6	47	5
10/09/16	JETS	34	380	11.2	72t	4
11/13/16	COWBOYS	37	408	11.0	44	3
10/08/17	JAGUARS	33	312	9.5	49	0
10/29/17	at Lions	17	317	18.6	97t	1
11/26/17	PACKERS	33	351	10.6	39	4
12/10/17	RAVENS	44	506	11.5	57	2
09/09/18	at Browns	23	335	14.6	67	1
09/16/18	CHIEFS	39	452	11.6	46	3
09/24/18	at Buccaneers	30	353	11.8	75t	3
10/14/18	at Bengals	32	369	11.5	48	1
11/08/18	PANTHERS	22	328	14.9	75t	5
11/18/18	at Jaguars	27	314	11.6	78t	2
11/25/18	at Broncos	41	462	11.3	97t	1
12/23/18	at Saints	33	380	11.5	49	3
09/20/20	BRONCOS	29	311	10.7	84t	2
11/08/20	at Cowboys	29	306	10.6	42	3
11/15/20	BENGALS	27	333	12.3	46	4
12/07/20	WASHINGTON	33	305	9.2	50t	2
12/27/20	COLTS	34	341	10.0	39t	3

300-YARD PASSING GAMES (6): POSTSEASON

DATE	TEAM	NO.	YDS.	AVG.	LG	TD
01/05/08	JAGUARS	29	337	11.6	37t	2
01/03/15	RAVENS	31	334	10.8	44	1
01/17/16	at Broncos	24	339	14.1	58	0
01/22/17	at Patriots	31	314	10.1	30t	1
01/14/18	JAGUARS	37	469	12.7	43t	5
01/10/21	BROWNS	47	501	10.7	33	4

2016 GAME-BY-GAME POSTSEASON STATISTICS (STEELERS)


			PASSING											RUSHING						
DATE	OPPONENT	P/S	ATT	CMP	YDS	PCT	Y/A	Y/C	TD	INT	LG	SK/YD	RATE	ATT	YDS	LG	TD	W/L	SCORE	
01/08	Dolphins	S	18	13	197	72.2	10.9	15.2	2	2	62t	1/9	105.3	4	10	8	0	W	30-12	
01/15	at Chiefs	S	31	20	224	64.5	7.2	11.2	0	1	52	1/6	72.5	4	1	4	0	W	18-16	
01/22	at Patriots	S	47	31	314	66.0	6.7	10.1	1	1	30t	0/0	83.1	0	0	0	0	L	17-36	
2016 TOTALS			3-3	96	64	735	66.7	7.7	11.5	3	4	62T	2/15	82.6	8	11	8	0	2-1	

2017 GAME-BY-GAME POSTSEASON STATISTICS (STEELERS)

DATE	OPPONENT	P/S	PASSING											RUSHING				W/L	SCORE
			ATT	CMP	YDS	PCT	Y/A	Y/C	TD	INT	LG	SK/YD	RATE	ATT	YDS	LG	TD		
01/14	Jaguars	S	58	37	469	63.8	8.1	12.7	5	1	43t	2/7	110.5	2	16	15	0	L	42-45
2017 TOTALS			58	37	469	63.8	8.1	12.7	5	1	43T	2/7	110.5	2	16	15	0	0-1	

2020 GAME-BY-GAME POSTSEASON STATISTICS (STEELERS)

DATE	OPPONENT	P/S	PASSING											RUSHING				W/L	SCORE
			ATT	CMP	YDS	PCT	Y/A	Y/C	TD	INT	LG	SK/YD	RATE	ATT	YDS	LG	TD		
01/10	Browns	S	68	47	501	69.1	7.4	10.7	4	4	33	0/0	85.5	1	0	0	0	L	37-48
2020 TOTALS			68	47	501	69.1	7.4	10.7	4	4	33	0/0	85.5	1	0	0	0	0-1	



MASON RUDOLPH

QUARTERBACK

HEIGHT: 6-5	BIRTHPLACE: Rock Hill, SC
WEIGHT: 235	HOW ACQUIRED: D3a '18
COLLEGE: Oklahoma State	NFL EXPERIENCE: 3rd year
BORN: Jun. 17, 1995 (26)	

PRO CAREER

- ✦ Career Regular-Season Record as a Starter: 5-4 (.556): 5-3 (.625) in '19 and 0-1 (.000) in '20
- ✦ Played in 15 games (nine starts) over his three-year NFL career
- ✦ Completed 201-of-326 passes (61.7 percent) for 2,089 yards and 15 TDs in his career
- ✦ Set franchise records for a QB in first career home start (9/30/19 vs Cincinnati) in completions (24), completion percentage (85.7), and QB rating (124.6)
- ✦ Set single-game career high in passing yards (315) at Cleveland in Week 17 of 2020 (1/3/21)
- ✦ Set single-game career high in pass attempts (44) at Cleveland in Week 11 of 2019 (11/14/19)
- ✦ Set single-game career high in completions (26) vs. Indianapolis in Week 9 of 2019 (11/3/19)
- ✦ Registered five multi-TD passing games
- ✦ First quarterback in NFL history to register his first two career wins on Monday Night Football
- ✦ Third quarterback since the 1970 NFL-AFL merger to record a passer rating of at least 81.4 and throw a TD in each of his first seven career starts
- ✦ Fifth quarterback since the 1970 NFL-AFL merger to throw a TD in each of his first eight career games (Jay Cutler, Mike Glennon, Oliver Luck and Mark Rypien)

2020 (STEELERS)

- ✦ Played in five games (one start)
- ✦ Finished the season with 25 completions for 324 yards and two TDs with one interception
- ✦ Completed 22-of-39 passes for 315 yards and two TDs with one interception in only start of the season (Week 17 at Cleveland)
- ✦ First career 300-yard passing game

2019 (STEELERS)

- ✦ Played in 10 games (eight starts)
- ✦ Finished the season with 176 completions for 1,765 yards and 13 TDs with 9 interceptions
- ✦ Had a season long-pass in Week 3 at San Francisco when he connected with JuJu Smith-Schuster for a 76-yard TD
- ✦ Recorded a season-high 26 completions and a TD in a win vs. Indianapolis in Week 9
- ✦ Started twice on Monday Night Football and had a career-high 124.6 passer rating vs. Miami in Week 9
- ✦ Made his NFL debut, entering the game in the second half for an injured Ben Roethlisberger and completed 12-of-19 passes for 112 yards, two TDs, one interception and a passer rating of 92.4 in Week 2
- ✦ Completed 14-of-27 passes for 174 yards and 2 TDs in first career start (Week 3)
- ✦ Tied franchise record for TD passes in first career start (tied with Ron Smith, 1966; Rudy Bukich, 1960; Scott Campbell, 1985) with scoring throws from 76 and 39 yards
- ✦ Completed 24-of-28 passes for 229 yards, two TDs and no interceptions for a passer rating of 124.6 in his first start at Heinz Field (vs. Cincinnati in Week 4)
- ✦ Set franchise records for a QB in first career home start in completions (24), completion percentage (85.7), and QB rating (124.6)
- ✦ His 85.7 completion percentage is tied with QB Ben Roethlisberger (85.7 vs. Miami, Nov. 26, 2007) for the third-highest in franchise history
- ✦ Completed 17-of-18 passes for 133 yards and one TD in the first half vs. Miami

2018 (STEELERS)

- ✦ Was inactive for all 16 regular-season games

TRANSACTIONS

- ✦ Signed a one-year contract extension with Pittsburgh on Apr. 29, 2021
- ✦ Signed a four-year contract with the Steelers on May 23, 2018
- ✦ Drafted by Pittsburgh in the third round (76th overall) of the 2018 NFL Draft

COLLEGE

- ✦ Led the Cowboys to a 32-9 record as a starting quarterback becoming the winningest QB in school history
- ✦ Notched 10 wins in games in which Oklahoma State trailed during the second half
- ✦ Finished his career holding no fewer than 54 school records, including single-season and career marks for passing yards, passing TDs and pass efficiency
- ✦ Ranked fourth in Big-12 history with 13,618 career passing yards and third with a 324.2 passing yards per game average
- ✦ Recipient of the 2017 Johnny Unitas Golden Arm Award, the Fellowship of Christian Athletes' Bobby Bowden Award and the Sammy Baugh Award
- ✦ Led the FBS with 4,904 passing yards, earning second-team All-Big 12 honors by the coaches in 2017
- ✦ Broke Barry Sanders' school record for TDs responsible for with 47
- ✦ Teamed with receivers James Washington and Marcell Ateman and running back Justice Hall to make Oklahoma State the first Big 12 school in conference history with a 4,000-yard passer, two 1,000-yard receivers and a 1,000-yard running back in the same year (2017)
- ✦ Tabbled the school's 2016 Offensive MVP by the coaching staff
- ✦ Only player in the country to throw for at least 4,000 passing yards while throwing less than five interceptions
- ✦ His 4,091 passing yards ranked eighth in the nation and third-most in school history for a single-season
- ✦ Second-team Academic All-Big 12 honoree in 2015, throwing for 3,770 yards on 264 completions and 21 TDs
- ✦ Entered the starting lineup in Week 11 of 2014 freshman year
- ✦ Threw for 299 yards, along with two TDs, in the Cactus Bowl vs. Washington – the most passing yards by a Cowboy freshman in a bowl game
- ✦ Graduated with a degree in marketing

PERSONAL

- ✦ Attended Northwestern High School (Rock Hill, S.C)
- ✦ Led school to a 62-35 win over Stratford in the South Carolina Class 4A Division II Championship, completing 40-of-57 passes for 488 yards with eight TD passes
- ✦ Racked up 4,377 passing yards on 350 completions with 64 TDs as a senior, while rushing for 543 yards (129 carries) and 16 TDs
- ✦ "Mr. Football" award finalist in South Carolina and MVP of the Shrine Bowl of the Carolinians
- ✦ Son of Brett and Jamie Rudolph
- ✦ Mother ran track at Liberty University and dad played football at the University of North Carolina
- ✦ Full name: Mason Rudolph

MASON RUDOLPH'S NFL REGULAR SEASON PASSING STATISTICS

DATE	TEAM	GP	GS	ATT.	CMP.	PCT.	YDS	AVG.	TD	INT.	LG	SK	LST	RATE
2018	Steelers	0	0	0	0	0.0	0	0.0	0	0	0	0	0	0.0
2019	Steelers	10	8	283	176	62.2	1,765	6.2	13	9	76t	15	124	82.0
2020	Steelers	5	1	43	25	58.1	324	7.5	2	1	47	1	8	87.7
TOTALS		15	9	326	201	61.7	2,089	6.4	15	10	76t	16	132	82.7

MASON RUDOLPH'S NFL POSTSEASON PASSING STATISTICS

DATE	TEAM	GP	GS	ATT.	CMP.	PCT.	YDS	AVG.	TD	INT.	LG	SK	LST	RATE
2020	Steelers	0	0	0	0	0.0	0	0.0	0	0	0	0	0	0.0
TOTALS		0	0	0	0	0.0	0	0.0	0	0	0	0	0	0.0

MASON RUDOLPH'S NFL REGULAR SEASON RUSHING STATISTICS

DATE	TEAM	NO.	YDS.	AVG.	LG	TD
2018	Steelers	0	0	0.0	0	0
2019	Steelers	21	42	2.0	13	0
2020	Steelers	7	-6	-0.9	1	0
TOTALS		28	36	1.3	13	0

MASON RUDOLPH'S NFL POSTSEASON RUSHING STATISTICS

DATE	TEAM	NO.	YDS.	AVG.	LG	TD
2020	Steelers	0	0	0.0	0	0
TOTALS		0	0	0.0	0	0

MASON RUDOLPH'S NFL REGULAR SEASON PASSING/RUSHING STATISTICS

				PASSING											RUSHING				
DATE	TEAM	GP	GS	ATT.	CMP.	PCT.	YDS	AVG.	TD	INT.	LG	SK	LST	RATE	NO.	YDS.	AVG.	LG	TD
2018	Steelers	0	0	0	0	0.0	0	0.0	0	0	0	0	0	0.0	0	0	0.0	0	0
2019	Steelers	10	8	283	176	62.2	1,765	6.2	13	9	76t	15	124	82.0	21	42	2.0	13	0
2020	Steelers	5	1	43	25	58.1	324	7.5	2	1	47	1	8	87.7	7	-6	-0.9	1	0
TOTALS		15	9	326	201	61.7	2,089	6.4	15	10	76t	16	132	82.7	28	36	1.3	13	0

MASON RUDOLPH'S NFL POSTSEASON PASSING/RUSHING STATISTICS

				PASSING											RUSHING				
DATE	TEAM	GP	GS	ATT.	CMP.	PCT.	YDS	AVG.	TD	INT.	LG	SK	LST	RATE	NO.	YDS.	AVG.	LG	TD
2020	Steelers	0	0	0	0	0.0	0	0.0	0	0	0	0	0	0.0	0	0	0.0	0	0
TOTALS		0	0	0	0	0.0	0	0.0	0	0	0	0	0	0.0	0	0	0.0	0	0

SINGLE-GAME HIGHS: QUARTERBACK

Pass Attempts	44 at Cleveland Browns, Nov 14, 2019 39 at Cleveland Browns, Jan 03, 2021	Completion Percentage	85.7 vs. Cincinnati Bengals, Sep 30, 2019 74.3 vs. Indianapolis Colts, Nov 03, 2019
Pass Completions	26 vs. Indianapolis Colts, Nov 03, 2019 24 vs. Cincinnati Bengals, Sep 30, 2019	Passer Rating	124.6 vs. Cincinnati Bengals, Sep 30, 2019 104 at New York Jets, Dec 22, 2019
Yards Passing	315 at Cleveland Browns, Jan 03, 2021 251 vs. Miami Dolphins, Oct 28, 2019	Rush Attempts	4 at Cincinnati Bengals, Nov 24, 2019 4 at San Francisco 49ers, Sep 22, 2019
TD Passes	2 at Cleveland Browns, Jan 03, 2021 2 vs. Miami Dolphins, Oct 28, 2019 ...3 more at 2.	Rushing Yards	15 at Cleveland Browns, Nov 14, 2019 15 at San Francisco 49ers, Sep 22, 2019
Long Passes	76t at San Francisco 49ers, Sep 22, 2019 47 at Cleveland Browns, Jan 03, 2021	Longest Runs	13 at Cleveland Browns, Nov 14, 2019 7 vs. Indianapolis Colts, Nov 03, 2019 ...2 more at 7.

300-YARD PASSING GAMES (1): REGULAR SEASON

DATE	TEAM	NO.	YDS.	AVG.	LG	TD
01/03/21	at Browns	22	315	14.3	47	2

2018 GAME-BY-GAME REGULAR-SEASON STATISTICS (STEELERS)

			PASSING										RUSHING							
DATE	OPPONENT	P/S	ATT	CMP	YDS	PCT	Y/A	Y/C	TD	INT	LG	SK/YD	RATE	ATT	YDS	LG	TD	W/L/T	SCORE	
09/09	at Browns								INACTIVE									T	21-21	
09/16	Chiefs								INACTIVE									L	37-42	
09/24	at Buccaneers								INACTIVE									W	30-27	
09/30	Ravens								INACTIVE									L	14-26	
10/07	Falcons								INACTIVE									W	41-17	
10/14	at Bengals								INACTIVE									W	28-21	
10/28	Browns								INACTIVE									W	33-18	
11/04	at Ravens								INACTIVE									W	23-16	
11/08	Panthers								INACTIVE									W	52-21	
11/18	at Jaguars								INACTIVE									W	20-16	
11/25	at Broncos								INACTIVE									L	17-24	
12/02	Chargers								INACTIVE									L	30-33	
12/09	at Raiders								INACTIVE									L	21-24	
12/16	Patriots								INACTIVE									W	17-10	
12/23	at Saints								INACTIVE									L	28-31	
12/30	Bengals								ON INACTIVE LIST									W	16-13	
2018 TOTALS			0-0	0	0	0	0.0	0.0	0.0	0	0	0	0/0	0.0	0	0	0	0	9-6-1	

2019 GAME-BY-GAME REGULAR-SEASON STATISTICS (STEELERS)

DATE	OPPONENT	P/S	PASSING											RUSHING				W/L	SCORE
			ATT	CMP	YDS	PCT	Y/A	Y/C	TD	INT	LG	SK/YD	RATE	ATT	YDS	LG	TD		
09/08	at Patriots									DID NOT PLAY (NON-INJURY)								L	3-33
09/15	Seahawks	P	19	12	112	63.2	5.9	9.3	2	1	45	0/0	92.4	1	7	7	0	L	26-28
09/22	at 49ers	S	27	14	174	51.9	6.4	12.4	2	1	76t	2/14	81.4	4	15	7	0	L	20-24
09/30	Bengals	S	28	24	229	85.7	8.2	9.5	2	0	43t	0/0	124.6	3	-3	-1	0	W	27-3
10/06	Ravens	S	20	13	131	65.0	6.6	10.1	1	0	35t	1/11	100.2	0	0	0	0	L	23-26+
10/13	at Chargers									INACTIVE								W	24-17
10/28	Dolphins	S	36	20	251	55.6	7.0	12.6	2	1	45t	2/15	84.4	0	0	0	0	W	27-14
11/03	Colts	S	35	26	191	74.3	5.5	7.3	1	1	40	1/8	84.3	3	5	7	0	W	26-24
11/10	Rams	S	38	22	242	57.9	6.4	11.0	1	0	34	3/11	85.6	2	-1	0	0	W	17-12
11/14	at Browns	S	44	23	221	52.3	5.0	9.6	1	4	22	4/43	36.3	2	15	13	0	L	7-21
11/24	at Bengals	S	16	8	85	50.0	5.3	10.6	0	1	35	1/13	39.8	4	4	2	0	W	16-10
12/01	Browns									DID NOT PLAY (NON-INJURY)								W	20-13
12/08	at Cardinals									DID NOT PLAY (NON-INJURY)								W	23-17
12/15	Bills									DID NOT PLAY (NON-INJURY)								L	10-17
12/22	at Jets	P	20	14	129	70.0	6.5	9.2	1	0	29t	1/9	104.0	2	0	5	0	L	10-16
12/29	at Ravens									DID NOT PLAY								L	10-28
2019 TOTALS			10-8	283	176	1,765	62.2	6.2	10.0	13	9	76T	15/124	82.0	21	42	13	0	8-8


+ - Overtime

2020 GAME-BY-GAME REGULAR-SEASON STATISTICS (STEELERS)

			PASSING										RUSHING						
DATE	OPPONENT	P/S	ATT	CMP	YDS	PCT	Y/A	Y/C	TD	INT	LG	SK/YD	RATE	ATT	YDS	LG	TD	W/L	SCORE
09/14	at Giants																	W	26-16
09/20	Broncos																	W	26-21
09/27	Texans																	W	28-21
10/11	Eagles																	W	38-29
10/18	Browns	P	1	1	6	100.0	6.0	6.0	0	0	6	0/0	91.7	3	-3	-1	0	W	38-7
10/25	at Titans																	W	27-24
11/01	at Ravens																	W	28-24
11/08	at Cowboys	P	3	2	3	66.7	1.0	1.5	0	0	2	0/0	70.1	0	0	0	0	W	24-19
11/15	Bengals	P	0	0	0	0.0	0.0	0.0	0	0	0	0/0	0.0	0	0	0	0	W	36-10
11/22	at Jaguars	P	0	0	0	0.0	0.0	0.0	0	0	0	0/0	0.0	3	-4	-1	0	W	27-3
12/02	Ravens																	W	19-14
12/07	Washington																	L	17-23
12/13	at Bills																	L	15-26
12/21	at Bengals																	L	17-27
12/27	Colts																	W	28-24
01/03	at Browns	S	39	22	315	56.4	8.1	14.3	2	1	47	1/8	89.2	1	1	1	0	L	22-24
2020 TOTALS			5-1	43	25	324	58.1	7.5	13.0	2	1	47	1/8	87.7	7	-6	1	0	12-4

2020 GAME-BY-GAME POSTSEASON STATISTICS (STEELERS)

DATE	OPPONENT	P/S	PASSING											RUSHING				W/L	SCORE
			ATT	CMP	YDS	PCT	Y/A	Y/C	TD	INT	LG	SK/YD	RATE	ATT	YDS	LG	TD		
01/10	Browns		DID NOT PLAY (NON-INJURY)															L	37-48
2020 TOTALS		0-0	0	0	0	0.0	0.0	0.0	0	0	0	0/0	0.0	0	0	0	0	0-1	



JAYLEN SAMUELS

RUNNING BACK

HEIGHT: 6-0	BIRTHPLACE: Charlotte, NC
WEIGHT: 225	HOW ACQUIRED: D5b '18
COLLEGE: North Carolina State	NFL EXPERIENCE: 4th year
BORN: Jul. 20, 1996 (25)	

PRO CAREER

- Has played in 42 games (eight starts) over his three-year NFL career (all with Steelers)
- Has rushed for 459 yards and one TD on 131 carries (3.5 yards per rush)
- Has caught 82 passes for 550 yards and four TDs
- Has completed four of five passes for 35 yards and one interception
- Second NFL player with three completions, three rushes and three receptions in a game since the 1970 merger (Terrelle Pryor in 2016)
- First Pittsburgh running back with a completion, rush attempt and reception in the same game since Melwede Moore in Week 4 of 2009 against the San Diego Chargers
- First Steelers non-QB with multiple completions in a game since Antwaan Randle El (2005)
- Recorded a career-high 13 receptions vs. Indianapolis (11/3/19), which is the most by a Steelers running back in franchise history, surpassing Le'Veon Bell (12 vs. Green Bay on Nov. 26, 2017)
- His 13 receptions vs. Indianapolis (11/3/19) marked the fifth 10+ reception game by a running back in franchise history
- Named Pepsi Rookie of the Week in Week 15 of 2018

2020 (STEELERS)

- Saw action in 14 regular-season games (one start)
- Rushed for 28 yards on nine carries (3.1 yards per rush)
- Caught nine passes for 46 yards

2019 (STEELERS)

- Saw action in 14 regular-season games (four starts)
- Rushed for 175 yards and one TD on 66 carries (2.7 yards per rush)
- Caught 47 passes for 305 yards and one TD
- Ran for 26 yards and one TD on 10 carries and caught eight passes for 57 yards in Week 4 vs. Cincinnati
- Also completed three passes from wildcat formation, all to RB James Conner, for 31 yards

First Pittsburgh RB with a completion, rush attempt and reception in the same game since Melwede Moore in Week 4 of 2009 against the San Diego Chargers

- First Steelers non-QB with multiple completions in a game since Antwaan Randle El in 2005
- Caught 13 passes for 73 yards in Week 8 vs. Indianapolis
- His 13 receptions were the most by a Steelers running back in franchise history, surpassing Le'Veon Bell (12 vs. Green Bay on Nov. 26, 2017)
- His 13 receptions also marked the fifth 10+ reception game by a running back in franchise history

2018 (STEELERS)

- Saw action in 14 regular-season games (three starts) as a rookie
- Rushed for 256 yards on 56 carries (4.6 yards per rush)
- Caught 26 passes for 199 yards and three TDs
- Scored the first TD of his NFL career on a six-yard pass from Ben Roethlisberger in the fourth quarter in Week 10 vs. Carolina
- Scored on a 10-yard pass from QB Ben Roethlisberger in the fourth quarter in Week 13 vs. L.A. Chargers
- Made his first career NFL start in Week 14 at Oakland and totaled 92 yards from scrimmage (64 receiving / 28 rushing)
- Recorded the first 100-rushing yard game of his NFL career in Week 15 vs. New England
- Rushed for 142 yards on 19 carries (7.5 yards per rush) and added 30 receiving yards for a career high 172 yards from scrimmage

TRANSACTIONS

- Signed a four-year contract with Pittsburgh on May 8, 2019
- Drafted by the Steelers in the fifth round (165th overall) in the 2018 NFL Draft

COLLEGE

- Set a North Carolina State record for career receptions (202) and finished second in school history in total TDs (47), fourth in TD receptions (19) and sixth in TD runs (28)
- His 47 total TDs were third-most in the Atlantic Coast Conference
- Only active player in the nation with at least 15 career rushing and 15 career receiving TDs, and the first to boast such numbers since at least 2004
- Caught at least one pass in 41 consecutive games – the fifth-best active streak in the FBS and a program record
- Started all 13 games in 2017, catching 76 passes en route to earning first-team All-ACC honors as an all-purpose player, and third-team accolades by the Associated Press as a tight end
- Matched Torry Holt's school record with 15 catches in the 2017 season opener
- Honored with jersey No. 1 in 2016, earning third-team All-ACC accolades by the coaches and honorable mention by the media
- Started 10-of-13 games in 2016, leading the team with 55 catches and being named MVP of the Independence Bowl win vs. Vanderbilt where he scored three TDs
- First-team All-ACC honoree and third-team All-American in 2015, starting 10-of-13 games played
- Had more catches (65) than any tight end in the nation and totaled 16 TDs (nine rushing / seven receiving)
- Earned the Torry Holt Award as the team's most valuable offensive player
- Saw action in 13 games (two starts) in 2014, rushing for 143 yards on 15 carries and added six catches for 96 yards and a TD
- Graduated with a degree in program management

PERSONAL

- ✦ Attended Mallard Creek High School (Charlotte, N.C.)
- ✦ Helped team to a 16-0 record and the North Carolina 4AA state title, gaining 99 rushing yards and scoring three touchdowns while adding five catches for 114 yards and two scores in the championship game
- ✦ 2013 Associated Press all-state selection
- ✦ Named the Charlotte Mecklenburg I-Meck Offensive Player of the Year
- ✦ Full name: Jaylen Samuels

JAYLEN SAMUELS' NFL REGULAR SEASON RUSHING/RECEIVING STATISTICS

DATE	TEAM	GP	GS	RUSHING					RECEIVING				
				NO.	YDS.	AVG.	LG	TD	NO.	YDS.	AVG.	LG	TD
2018	Steelers	14	3	56	256	4.6	25	0	26	199	7.7	23	3
2019	Steelers	14	4	66	175	2.7	13	1	47	305	6.5	27	1
2020	Steelers	14	1	9	28	3.1	6	0	9	46	5.1	12	0
NFL TOTALS		42	8	131	459	3.5	25	1	82	550	6.7	27	4

JAYLEN SAMUELS' NFL POSTSEASON RUSHING/RECEIVING STATISTICS

DATE	TEAM	GP	GS	RUSHING					RECEIVING				
				NO.	YDS.	AVG.	LG	TD	NO.	YDS.	AVG.	LG	TD
2020	Steelers	1	0	0	0	0.0	0	0	0	0	0.0	0	0
NFL TOTALS		1	0	0	0	0.0	0	0	0	0	0.0	0	0

JAYLEN SAMUELS' NFL REGULAR SEASON RETURN STATISTICS

DATE	TEAM	RET.	KICKOFF RETURNS					PUNT RETURNS				
			YDS.	AVG.	LG	TD	NO.	FC	YDS.	AVG.	LG	TD
2018	Steelers	1	0	0.0	0	0	1	0	0	0.0	0	0
2019	Steelers	0	0	0.0	0	0	0	0	0	0.0	0	0
2020	Steelers	0	0	0.0	0	0	0	0	0	0.0	0	0
NFL TOTALS		1	0	0.0	0	0	1	0	0	0.0	0	0

JAYLEN SAMUELS' NFL POSTSEASON RETURN STATISTICS

DATE	TEAM	RET.	KICKOFF RETURNS					PUNT RETURNS				
			YDS.	AVG.	LG	TD	NO.	FC	YDS.	AVG.	LG	TD
2020	Steelers	0	0	0.0	0	0	0	0	0	0.0	0	0
NFL TOTALS		0	0	0.0	0	0	0	0	0	0.0	0	0

SINGLE-GAME HIGHS: RUSHING/RECEIVING

Rush Attempts	19 vs. New England Patriots, Dec 16, 2018 14 vs. Los Angeles Rams, Nov 10, 2019	All-Purpose Yards	172 vs. New England Patriots, Dec 16, 2018 92 at Oakland Raiders, Dec 09, 2018
Rushing Yards	142 vs. New England Patriots, Dec 16, 2018	Kickoff Returns	1 at New Orleans Saints, Dec 23, 2018
Longest Runs	53 at New Orleans Saints, Dec 23, 2018 25 vs. New England Patriots, Dec 16, 2018 17 vs. New England Patriots, Dec 16, 2018	Punt Returns	1 vs. Los Angeles Chargers, Dec 02, 2018
Rushing TDs	1 vs. Cincinnati Bengals, Sep 30, 2019	Special Teams Tackles	1 vs. Cincinnati Bengals, Nov 15, 2020
Receptions	13 vs. Indianapolis Colts, Nov 03, 2019 8 vs. Cincinnati Bengals, Sep 30, 2019	Miscellaneous Tackles	1 vs. Denver Broncos, Sep 20, 2020
Receiving Yards	73 vs. Indianapolis Colts, Nov 03, 2019 64 at Oakland Raiders, Dec 09, 2018	Most TDs	1 at Cleveland Browns, Nov 14, 2019 1 vs. Cincinnati Bengals, Sep 30, 2019 ...3 more at 1.
Longest Receptions	27 at New York Jets, Dec 22, 2019 23 at Oakland Raiders, Dec 09, 2018	Rushing Average	7.5 vs. New England Patriots, Dec 16, 2018 4.6 vs. Cleveland Browns, Dec 01, 2019
Receiving TDs	1 at Cleveland Browns, Nov 14, 2019 1 at New Orleans Saints, Dec 23, 2018 ...2 more at 1.	Receiving Average	9.1 at Oakland Raiders, Dec 09, 2018 8.7 at Cincinnati Bengals, Nov 24, 2019

100-YARD RUSHING GAMES (1): REGULAR SEASON

DATE	TEAM	ATT.	YDS.	AVG.	LG	TD
12/16/18	PATRIOTS	19	142	7.5	25	0

2018 GAME-BY-GAME REGULAR-SEASON STATISTICS (STEELERS)

DATE	OPPONENT	P/S	RUSHING					RECEIVING					W/L/T	SCORE
			NO.	YDS.	AVG.	LG	TD	NO.	YDS.	AVG.	LG	TD		
09/09	at Browns												T	21-21
09/16	Chiefs												L	37-42
09/24	at Buccaneers	P	0	0	0.0	0	0	0	0	0.0	0	0	W	30-27
09/30	Ravens	P	0	0	0.0	0	0	0	0	0.0	0	0	L	14-26
10/07	Falcons	P	0	0	0.0	0	0	0	0	0.0	0	0	W	41-17
10/14	at Bengals	P	0	0	0.0	0	0	0	0	0.0	0	0	W	28-21
10/28	Browns	P	4	17	4.3	7	0	0	0	0.0	0	0	W	33-18
11/04	at Ravens	P	1	2	2.0	2	0	0	0	0.0	0	0	W	23-16
11/08	Panthers	P	5	7	1.4	5	0	3	22	7.3	14	1	W	52-21
11/18	at Jaguars	P	0	0	0.0	0	0	0	0	0.0	0	0	W	20-16
11/25	at Broncos	P	0	0	0.0	0	0	1	12	12.0	12	0	L	17-24
12/02	Chargers	P	2	5	2.5	4	0	3	20	6.7	10t	1	L	30-33
12/09	at Raiders	S	11	28	2.5	9	0	7	64	9.1	23	0	L	21-24
12/16	Patriots	S	19	142	7.5	25	0	2	30	15.0	20	0	W	17-10
12/23	at Saints	S	12	53	4.4	16	0	3	11	3.7	7	1	L	28-31
12/30	Bengals	P	2	2	1.0	4	0	7	40	5.7	12	0	W	16-13
2018 TOTALS		14-3	56	256	4.6	25	0	26	199	7.7	23	3	9-6-1	

2019 GAME-BY-GAME REGULAR-SEASON STATISTICS (STEELERS)

DATE	OPPONENT	P/S	RUSHING					RECEIVING					W/L	SCORE
			NO.	YDS.	AVG.	LG	TD	NO.	YDS.	AVG.	LG	TD		
09/08	at Patriots	P	2	4	2.0	2	0	1	2	2.0	2	0	L	3-33
09/15	Seahawks	P	3	18	6.0	7	0	1	13	13.0	13	0	L	26-28
09/22	at 49ers	P	0	0	0.0	0	0	0	0	0.0	0	0	L	20-24
09/30	Bengals	P	10	26	2.6	13	1	8	57	7.1	14	0	W	27-3
10/06	Ravens	P	3	2	0.7	6	0	3	11	3.7	9	0	L	23-26+
10/13	at Chargers												W	24-17
10/28	Dolphins												W	27-14
11/03	Colts	S	8	10	1.3	6	0	13	73	5.6	17	0	W	26-24
11/10	Rams	S	14	29	2.1	8	0	3	11	3.7	5	0	W	17-12
11/14	at Browns	P	5	26	5.2	11	0	5	19	3.8	10	1	L	7-21
11/24	at Bengals	P	2	6	3.0	4	0	3	26	8.7	11	0	W	16-10
12/01	Browns	S	7	32	4.6	8	0	2	22	11.0	15	0	W	20-13
12/08	at Cardinals	S	7	16	2.3	9	0	2	18	9.0	18	0	W	23-17
12/15	Bills	P	2	-1	-0.5	2	0	1	5	5.0	5	0	L	10-17
12/22	at Jets	P	3	7	2.3	6	0	4	32	8.0	27	0	L	10-16
12/29	at Ravens	P	0	0	0.0	0	0	1	16	16.0	16	0	L	10-28
2019 TOTALS		14-4	66	175	2.7	13	1	47	305	6.5	27	1	8-8	


+ - Overtime

2020 GAME-BY-GAME REGULAR-SEASON STATISTICS (STEELERS)

DATE	OPPONENT	P/S	RUSHING					RECEIVING					W/L	SCORE
			NO.	YDS.	AVG.	LG	TD	NO.	YDS.	AVG.	LG	TD		
09/14	at Giants	P	1	2	2.0	2	0	1	1	1.0	1	0	W	26-16
09/20	Broncos	P	0	0	0.0	0	0	1	4	4.0	4	0	W	26-21
09/27	Texans	P	1	1	1.0	1	0	0	0	0.0	0	0	W	28-21
10/11	Eagles	P	0	0	0.0	0	0	0	0	0.0	0	0	W	38-29
10/18	Browns	P	0	0	0.0	0	0	0	0	0.0	0	0	W	38-7
10/25	at Titans	P	1	5	5.0	5	0	0	0	0.0	0	0	W	27-24
11/01	at Ravens	P	0	0	0.0	0	0	0	0	0.0	0	0	W	28-24
11/08	at Cowboys	P	0	0	0.0	0	0	0	0	0.0	0	0	W	24-19
11/15	Bengals	P	0	0	0.0	0	0	0	0	0.0	0	0	W	36-10
11/22	at Jaguars												W	27-3
12/02	Ravens												W	19-14
12/07	Washington	P	1	1	1.0	1	0	3	11	3.7	8	0	L	17-23
12/13	at Bills	P	4	15	3.8	6	0	3	18	6.0	8	0	L	15-26
12/21	at Bengals	P	1	4	4.0	4	0	1	12	12.0	12	0	L	17-27
12/27	Colts	S	0	0	0.0	0	0	0	0	0.0	0	0	W	28-24
01/03	at Browns	P	0	0	0.0	0	0	0	0	0.0	0	0	L	22-24
2020 TOTALS		14-1	9	28	3.1	6	0	9	46	5.1	12	0	12-4	

2020 GAME-BY-GAME POSTSEASON STATISTICS (STEELERS)

DATE	OPPONENT	P/S	RUSHING					RECEIVING					W/L	SCORE
			NO.	YDS.	AVG.	LG	TD	NO.	YDS.	AVG.	LG	TD		
01/10	Browns	P	0	0	0.0	0	0	0	0	0.0	0	0	L	37-48
2020 TOTALS		1-0	0	0	0.0	0	0	0	0	0.0	0	0	0-1	



40

TEGRAY SCALES

LINEBACKER

HEIGHT: 6-0	BIRTHPLACE Cincinnati, OH
WEIGHT: 227	HOW ACQUIRED: FA '20
COLLEGE: Indiana	NFL EXPERIENCE: 1st year
BORN: May. 10, 1996 (25)	

PRO CAREER

- ✦ Has played in four games in two-year NFL career (Rams 2018; Colts 2018; Steelers 2020)
- ✦ Made NFL debut in Week 14 of 2020

2020 (STEELERS)

- ◆ Played in four games (no starts) primarily on special teams
- ◆ Played in Week 14 (at Buffalo), Week 15 (at Cincinnati), Week 16 (vs. Indianapolis) and Week 17 (at Cleveland)

2018 (RAMS, COLTS)

- ✦ Spent training camp with the Los Angeles Rams and had a stint on the Indianapolis Colts practice squad

TRANSACTIONS

- ✦ Signed to Pittsburgh practice squad on Jan. 14, 2021
- ✦ Waived by the Steelers on Jan. 9, 2021
- ✦ Promoted to the Pittsburgh active roster from practice squad on Dec. 26, 2020
- ✦ Signed to the Steelers practice squad on Dec. 22, 2020
- ✦ Promoted to the Pittsburgh active roster from practice squad on Dec. 21, 2020
- ✦ Signed to the Steelers practice squad on Dec. 13, 2020
- ✦ Promoted to the Pittsburgh active roster from practice squad on Dec. 12, 2020
- ✦ Signed to the Steelers practice squad on Nov. 11, 2020
- ✦ Signed to the Tampa Bay practice squad on Oct. 13, 2020
- ✦ Waived by Pittsburgh on Aug. 31, 2019
- ✦ Signed a reserve/future contract with the Steelers on Jan. 4, 2019
- ✦ Signed to the Indianapolis practice squad on Dec. 18, 2018
- ✦ Waived by L.A. Rams on Sept. 2, 2018
- ✦ Signed with the Rams as an undrafted rookie free agent on May 3, 2018

COLLEGE

- ★ As a senior at Indiana in 2017, awarded First Team All-Big Ten (media), captured Indiana's Anthony Thompson Most Valuable Player and named team captain
- ★ Led the Hoosiers with 12.5 tackles for loss (tied 10th in the Big Ten), two interceptions and two fumble recoveries (tied 4th)
- ★ Registered 6.0 sacks (tied for 14th) which tied for the team lead, while his 89 stops (tied 12th) and 56 solo tackles (eighth) ranked second on Indiana
- ★ First IU linebacker to earn All-American honors since 1987 after his junior year in 2016
- ★ Led the country with 23.5 tackles for loss (69 yards), which ranked second on IU's all-time list, and 93 solo tackles
- ★ Topped the Big Ten and finished 10th nationally with 126 stops, which ranks tied for ninth in program history
- ★ Tied for ninth in the conference and led the Hoosiers with 7.0 sacks (44 yards)
- ★ Recorded 64 tackles, 40 solo, 3.0 sacks (13 yards), 5.5 tackles for loss (21 yards), two interceptions (37 yards) and four pass breakups during his sophomore campaign in 2015
- ★ Posted 46 tackles, 29 solo, with 2.0 sacks (11 yards), 4.5 tackles for loss (14 yards), three interceptions, two quarterback hurries and one pass breakup as a true freshman in 2014
- ★ Graduated with a degree in liberal studies

PERSONAL


- ◆ Linebacker at Colerain High School (Cincinnati, Ohio)
- ◆ 2013 Associated Press Division 1 co-Defensive Player of the Year and Southwest District Defensive POY
- ◆ First team all-state honoree was named to the All-USA Today Ohio Football Team
- ◆ Posted 102 tackles, 13 sacks, three forced fumbles and two interceptions
- ◆ Son of Kathy Wilkerson and Herman Scales
- ◆ Full name: Tegrav Rene Scales

TEGRAY SCALES' NFL REGULAR SEASON DEFENSIVE STATISTICS

[illegible]

[illegible][illegible][illegible]

DATE	OPPONENT	P/S	TACKLES							INTERCEPTIONS				O. FUMB.			ST				MISC.		W/L	SCORE				
			TK	S	A	SK	YDS	TFL	YDS	QBH	NO	YDS	LG	TD	PD	FF	FR	YDS	TK	S	A	FF			FR	S	A	
01/10	Browns																											
2020 TOTALS			0	0	0	0	0	0	0	0	0	0	0	0	0	0	0	0	0	0	0	0	0	0	0	0	1-1	37-48



MATHEW SEXTON WIDE RECEIVER

HEIGHT: 5-11 BIRTHPLACE: Clinton, MI
 WEIGHT: 175 HOW ACQUIRED: FA '21
 COLLEGE: Eastern Michigan NFL EXPERIENCE: 1st year
 BORN: Oct. 17, 1997 (23)

TRANSACTIONS


- ✦ Signed by Pittsburgh as an undrafted free agent on Mar. 31, 2021

COLLEGE

- ✦ Played in 45 games (25 starts) in four seasons at Eastern Michigan (2016-19)
- ✦ Caught 100 passes for 1,335 yards and nine TDs in collegiate career
- ✦ Finished career ranked 13th in school history in receiving yards
- ✦ Started 11 games as a senior in 2019, ranked third on the team with 508 receiving yards and totaled four TDs
- ✦ Started 12 games as a junior in 2018, caught 37 passes for 419 yards and three TDs
- ✦ Earned an undergraduate degree in criminology

PERSONAL

- ✦ Attended Clinton High School in Clinton, Mich.
- ✦ Part of a program that went 45-4 during his career, having never lost a regular season game
- ✦ Finished scholastic career with 99 career TDs, including 68 on the ground
- ✦ In 48 career games, carried the ball 373 times for 4,670 yards and registered 59 games with 100-or-more yards rushing
- ✦ Caught 78 passes for 1,953 yards and 28 TDs while averaging 25.0 yards a catch
- ✦ Racked up 6,623 yards of total offense during his four-year career
- ✦ On defense, finished with 340 career tackles (164 solo), 15.0 tackles for loss and six interceptions
- ✦ Helped 2015 team to district championship, regional championship and state final appearance in the MHSAA Division 6 State Finals
- ✦ In the 2013 state championship game at Ford Field, returned a punt 86 yards for a TD, the second-longest punt return in championship game history
- ✦ Son of Tom and Tamara Culler
- ✦ Full name: Mathew Sexton



82

TYLER SIMMONS
WIDE RECEIVER

HEIGHT: 6-0

BIRTHPLACE Powder Springs, GA

WEIGHT: 201

HOW ACQUIRED: Fa '21

COLLEGE: Georgia

NFL EXPERIENCE: 1st year

BORN: Dec. 30, 1997 (23)

PRO CAREER

- ✦ Has yet to make NFL debut

2020 (TEXANS)

- ✦ Spent training camp with Houston before being released and signed to the Texans practice squad prior to Week 1

TRANSACTIONS

- ✦ Signed a one-year contract with Pittsburgh on Mar. 22, 2021
- ✦ Signed to Houston practice squad on Sept. 7, 2020
- ✦ Waived by the Texans on Sept. 5, 2020
- ✦ Signed as an undrafted free agent by Houston on Apr. 27, 2020

COLLEGE

- ✦ Played four seasons (2016-19) at the University of Georgia, where he racked up 35 receptions for 438 yards (12.5 avg.) and three TDs, while rushing 17 times for 220 yards (12.9 avg) and two TDs over 48 games (12 starts)
- ✦ Added nine punt returns for 143 yards (15.9 avg.)
- ✦ Part of a Georgia senior class that won 44 games over their time on campus, which tied for the most in school history
- ✦ As a senior in 2019, played in all 14 games (12 starts) and finished with 21 catches for 255 yards (12.1 avg.), 12 rushes for 89 yards (7.4 avg.) and nine punt returns for 143 yards (15.9 avg.)

PERSONAL

- ✦ Attended McEachern High School (Powder Springs, Ga.)
- ✦ Helped his team to a 10-2 record and the second round of the Class 6A state playoffs as a senior, earning AJC Class 6A Region 4 all-district first team offense honors

TYLER SIMMONS' NFL REGULAR SEASON RUSHING/RECEIVING STATISTICS

DATE	TEAM	GP	GS	RECEIVING					RUSHING				
				NO.	YDS.	AVG.	LG	TD	NO.	YDS.	AVG.	LG	TD
2020	Texans	0	0	0	0	0.0	0	0	0	0	0.0	0	0
NFL TOTALS		0	0	0	0	0.0	0	0	0	0	0.0	0	0

TYLER SIMMONS' NFL REGULAR SEASON RETURN STATISTICS

KICKOFF RETURNS							PUNT RETURNS					
DATE	TEAM	RET.	YDS.	AVG.	LG	TD	NO.	FC	YDS.	AVG.	LG	TD
2020	Texans	0	0	0.0	0	0	0	0	0	0.0	0	0
NFL TOTALS		0	0	0.0	0	0	0	0	0	0.0	0	0

[illegible]+ - Overtime



16

SAM SLOMAN

KICKER

HEIGHT: 5-8

BIRTHPLACE Roswell, GA

WEIGHT: 205

HOW ACQUIRED: FA '21

COLLEGE: Miami, Ohio

NFL EXPERIENCE: 1st year

BORN: Sep. 19, 1997 (23)

PRO CAREER

- ✦ Played in eight games as a rookie in 2020 (seven games with Rams, one game with Titans)
- ✦ Totaled 53 career points on 10 field goals and 23 extra-points made
- ✦ Registered a touchback on 24 of his 44 career kickoffs (54.5%)

2020 (TITANS/RAMS)

- ✦ Appeared in one contest with Tennessee and connected on all five extra point chances and both field goals, including the game-winning 37-yard kick as time expired to clinch the AFC South title in Week 17 vs. Houston
- ✦ Spent five weeks of the regular season and the postseason contest on the Titans practice squad
- ✦ Played in seven games for the L.A. Rams and converted eight of 11 field goal attempts (72.7 percent) with a long of 42, and 18 of 21 extra point tries (85.7 percent)
- ✦ Had one field goal and one extra point blocked
- ✦ Tallied 37 kickoffs for 2,385 yards and 22 touchbacks

TRANSACTIONS

- ✦ Signed a one-year contract with Pittsburgh on July 1, 2021
- ✦ Signed to the Tennessee practice squad on Jan. 2, 2021
- ✦ Promoted to the Titans active roster from the practice squad on Jan. 2, 2021
- ✦ Signed to the Tennessee practice squad on Nov. 24, 2020
- ✦ Waived by the L.A. Rams on Oct. 27, 2020
- ✦ Signed a four-year contract with the Rams on July 28, 2020
- ✦ Drafted by the L.A. Rams in the seventh round (248th overall) of the 2020 NFL Draft

COLLEGE

- ✦ Appeared in 51 games over four seasons at Miami, Ohio (2016-19) and finished his career with 259 points to rank fourth on the school's all-time scoring list
- ✦ Made 49 of 62 (79.0 percent) field goals to rank second in made field goals, as well as third in field goal attempts and field goal percentage in school history
- ✦ Converted 112 of 114 extra point tries and his extra points made ranked second in school annals
- ✦ Recorded 250 kickoffs for 15,246 yards (61.0 average) with 127 touchbacks
- ✦ As a senior (2019), played in 14 games and converted 26 of 30 field goals (86.7 percent) including a long of 53, and all 34 extra point attempts
- ✦ Totaled a career-high 112 points which ranked fourth in school history for a single season
- ✦ Added 75 kickoffs for 4,705 yards (62.7 average) and 52 touchbacks
- ✦ Earned second team All-MAC honors and second team All-America recognition by The Athletic
- ✦ As a junior (2018), appeared in all 12 games and made 10 of 13 field goals and converted 41 of 42 extra point kicks
- ✦ Recorded 63 kickoffs for 4,004 yards (63.6 average) with 42 touchbacks
- ✦ As a sophomore (2017), played in all 12 games and converted 12 of 16 field goal tries and 35 of 36 extra points
- ✦ Tallied 58 kickoffs for 3,435 yards (59.2 average) and 21 touchbacks
- ✦ As a freshman (2016), played in all 13 games as the team's kickoff specialist and averaged 57.4 yards per kickoff with 12 touchbacks on 54 attempts
- ✦ Also converted one of three field goals and both extra point tries on the season
- ✦ Graduated with a degree in kinesiology

PERSONAL

- ✦ Attended Pace (Ga.) Academy where he connected on 20 of 23 kicks with a long of 53 as a senior while helping guide his team to the Georgia Class AA state championship
- ✦ Was a two-time all-state kicker and a MaxPreps First Team All-American as a senior
- ✦ Also lettered in soccer and lettered as a goalie
- ✦ Son of Jay and Judi Sloman
- ✦ Born Samuel Cole Sloman on Sept. 19, 1997 in Rosewell, Ga.

SAM SLOMAN'S NFL REGULAR SEASON KICKING STATISTICS

DATE	TEAM	GP	FGM	FGA	PCT.	LG	XP	XPA	PCT.	BLK	PTS
2020	Rams	7	8	11	72.7	42	18	21	85.7	1	42
NFL TOTALS		7	8	11	72.7	42	18	21	85.7	1	42

SAM SLOMAN'S NFL REGULAR SEASON FIELD-GOAL ACCURACY STATISTICS

DATE	TEAM	1-19	PCT.	20-29	PCT.	30-39	PCT.	40-49	PCT.	50+	PCT.
2020	Rams	0-0	0.0	2-3	66.7	5-5	100.0	1-2	50.0	0-1	0.0
NFL TOTALS		0-0	0.0	2-3	66.7	5-5	100.0	1-2	50.0	0-1	0.0

SINGLE-GAME HIGHS: KICKER


Field Goals Made	2 at Houston Texans, Jan 03, 2021	PATs Made	5 at Houston Texans, Jan 03, 2021
	2 vs. Dallas Cowboys, Sep 13, 2020		4 at Philadelphia Eagles, Sep 20, 2020
Field Goal Attempts	3 vs. Dallas Cowboys, Sep 13, 2020	PAT Attempts	5 at Houston Texans, Jan 03, 2021
	2 at Houston Texans, Jan 03, 2021		5 at Philadelphia Eagles, Sep 20, 2020
	...2 more at 2.	Points	11 at Houston Texans, Jan 03, 2021
Longest Field Goals Made	47 at Houston Texans, Jan 03, 2021		8 vs. Dallas Cowboys, Sep 13, 2020
	42 at San Francisco 49ers, Oct 18, 2020		

2020 GAME-BY-GAME REGULAR-SEASON STATISTICS (RAMS)

DATE	OPPONENT		FIELD GOALS				EXTRA POINTS				PTS	W/L	SCORE
			FGM	FGA	PCT	LG	XP	XPA	PCT	BLK			
09/13	Cowboys	P	2	3	66.7	35	2	2	100.0	0	8	W	20-17
09/20	at Eagles	P	1	1	100.0	30	4	5	80.0	1	7	W	37-19
09/27	at Bills	P	1	2	50.0	30	3	3	100.0	0	6	L	32-35
10/04	Giants	P	1	1	100.0	32	2	2	100.0	0	5	W	17-9
10/11	at Washington	P	1	1	100.0	28	3	4	75.0	0	6	W	30-10
10/18	at 49ers	P	1	1	100.0	42	1	2	50.0	1	4	L	16-24
10/26	Bears	P	1	2	50.0	22	3	3	100.0	0	6	W	24-10
11/01	at Dolphins						DID NOT PLAY					L	17-28
11/15	Seahawks						DID NOT PLAY					W	23-16
11/23	at Buccaneers						DID NOT PLAY					W	27-24
11/29	49ers						DID NOT PLAY					L	20-23
12/06	at Cardinals						DID NOT PLAY					W	38-28
12/10	Patriots						DID NOT PLAY					W	24-3
12/20	Jets						DID NOT PLAY					L	20-23
12/27	at Seahawks						DID NOT PLAY					L	9-20
01/03	Cardinals						DID NOT PLAY					W	18-7
2020 TOTALS		7	8	11	72.7	42	18	21	85.7	2	42	10-6	

2020 GAME-BY-GAME POSTSEASON STATISTICS (TITANS)

DATE	OPPONENT		FIELD GOALS				EXTRA POINTS				PTS	W/L	SCORE
			FGM	FGA	PCT	LG	XP	XPA	PCT	BLK			
01/10	Ravens						PRACTICE SQUAD					L	13-20
2020 TOTALS		0	0	0	0.0	0	0	0	0.0	0	0	0-1	



JUJU SMITH-SCHUSTER

WIDE RECEIVER

HEIGHT: 6-1	BIRTHPLACE Long Beach, CA
WEIGHT: 215	HOW ACQUIRED: D2 '17
COLLEGE: USC	NFL EXPERIENCE: 5th year
BORN: Nov. 22, 1996 (24)	

PRO CAREER

- Has played in 58 games (46 starts) over his four-year NFL career (all with Steelers)
- Has caught 308 passes for 3,726 yards and 26 TDs
- Registered 10 or more receptions in four career games
- Recorded 100 or more receiving yards in 13 career games
- Voted Team MVP and was selected as a Pro Bowl alternate in 2018
- Fourth-youngest player in NFL history to reach 3,000 career receiving yards and 20 career receiving TDs
- At 23 years, 310 days, when he reached the mark, Smith-Schuster passed Odell Beckham Jr. (23 years, 325 days)
- Only NFL player since the 1970 AFL-NFL merger to register at least 250 receptions, 3,300 receiving yards and 21 receiving TDs before his 24th birthday
- At 24 years and 37 days old (at the time of the game), Smith-Schuster surpassed Larry Fitzgerald (24 years, 86 days) as the second-youngest player to reach 300 career receptions in NFL history
- First wide receiver in NFL history to post 12 100-yard receiving games prior to their 23rd birthday – besting the previous record of 11 (Randy Moss, Minnesota Vikings)
- First wide receiver in NFL history to record 200 career receptions before his 23rd birthday
- Third player in NFL history to register 250 career receptions before his 24th birthday
- His 265 receptions were the second most by a player before his 24th birthday since the 1970 AFL-NFL merger
- Youngest player in NFL history to reach 2,500 career receiving yards
- Set single-season highs with 1,426 receiving yards (fifth-most by a Steeler in a single season), the first 1,000 receiving yard season of his NFL career, 1,439 scrimmage yards and 111 catches (fourth-most by a Steeler in a single season) in 2018
- Eclipsed 1,500 receiving yards in his 21st game, setting a franchise record for the fewest games to the milestone (Louis Lipps, 23)
- Third Steeler in franchise history to record at least 100 catches in a season, (Antonio Brown: six seasons, Hines Ward: one season)
- Set a franchise record for the fewest games played to reach 100 catches (20), reaching the mark on Oct. 14, 2018
- Set a franchise record for the fewest games played to reach 150 catches (28), reaching the mark on Dec. 16, 2018
- Totaled at least 100 receiving yards in eight games in 2018, which tied as the second-most by a Steeler in a single season with Antonio Brown (2014 and 2017). (Record: Antonio Brown, 2015: 9)
- Totaled 1,972 receiving yards in the first 25 games of his career, the fourth-most by an NFL player since the 1970 AFL-NFL merger
- Recorded the fifth-most receptions (169), 10th-most receiving yards (2,343) and tied with Randy Moss for the fourth-most 100-receiving yard games (11) in a player's first two seasons in NFL history
- Amassed five TD catches before turning 21, the most in NFL history by a player before his 21st birthday (turned 21 on Nov. 22)
- First Steelers rookie - and just the fourth NFL rookie - to earn Offensive and Special Teams Player of the Week honors, joining Eddie Kennison (1996), Reggie Bush (2006) and Tyreek Hill (2016)
- Recorded the most receiving yards by a rookie in franchise history (917)
- At 20 years old in 2017, he became the youngest player to score a touchdown in the NFL since 1964 (Chicago's Andy Livingston) and the youngest NFL player to catch a touchdown pass since 1930 (Green Bay's Arnie Herber)
- His 11 100-yard receiving games combined in 2017 and 2018 were tied for the fourth-most in League history over a player's first 2 seasons, while his 169 catches were fifth and his 2,343 receiving yards were 10th
- Named AFC Offensive Player of the Week once (Week 10 in 2017)
- Named AFC Special Teams Player of the Week once (Week 17 in 2017).

2020 (STEELERS)

- Saw action in 16 regular-season games with 14 starts
- Caught 97 passes for 831 yards and nine TDs
- Ranked fifth in the AFC and ninth in the NFL in receptions
- Ranked tied for fourth in the AFC and ninth in the NFL in receiving TDs
- His 75.8% catch percentage ranked third in the AFC and seventh in the NFL (receptions divided by targets)
- Ranked second in the NFL in third-down receptions (32), tied for second in third-down receptions that resulted in a first down (24) and tied for third in third-down TD receptions (four)
- Finished with 13 receptions for 157 yards (12.1 avg.) and one receiving TD in the Wild Card game vs. Cleveland
- His 13 receptions were a franchise postseason record and rank tied for fourth in NFL playoff history (Kellen Winslow, AFC-D: S.D. Chargers vs. Miami, 1981 (ot); Thurman Thomas, AFC-D: Buffalo vs. Cle. Browns, 1989; Shannon Sharpe, AFC-FR: Denver vs. L.A. Raiders, 1993; Chad Morton, NFC-D: New Orleans vs. Minnesota, 2000; T.Y. Hilton, AFC-FR: Indianapolis vs. Kansas City, 2013 and Demaryius Thomas, SB: Denver vs. Seattle, 2013)

2019 (STEELERS)

- Saw action in 12 regular-season games with 12 starts
- Inactive in four straight weeks (Week 12-15) following a knee injury at Cleveland (Nov. 14)
- Caught 42 passes for 552 yards and 3 TDs
- Caught five passes for 103 yards, including a 34-yard TD, against Miami in Week 8 (Oct. 28)

2018 (STEELERS)

- Saw action in all 16 games with 13 starts
- Set single-season highs with 1,426 receiving yards (fifth-most by a Steeler in a single season), the first 1,000-receiving yard season of his NFL career, 1,439 scrimmage yards and 111 catches (fourth-most by a Steeler in a single season)
- Added seven touchdown receptions
- Totaled at least 100 receiving yards in eight games in 2018, and in consecutive games (Nov. 18 – Nov. 25), which tied as the second-most by a Steeler in a single season with Antonio Brown (2014 and 2017). (Record: Antonio Brown, 2015: 9)
- Tallied four games with at least 10 catches and 11 games with at least five catches in 2018

2017 (STEELERS)

- ♦ Saw action in 14 games with seven starts during the regular season and one start in the postseason
- ♦ Led all NFL rookies and set a franchise record for receiving yards by a rookie with 917 during the regular season
- ♦ Led the 2017 NFL rookie class in touchdown catches (7) and receptions of 40-plus yards (6)
- ♦ Fourth Steelers rookie with at least seven touchdown catches in their first season and the sixth rookie in Steelers history with at least eight total touchdowns in their first season
- ♦ Second rookie in Steelers history to record at least 95 receiving yards in back-to-back games, joining Jimmy Orr (1958: four games)
- ♦ First rookie in franchise history to record a kickoff return for a touchdown (96 yards) and a touchdown catch (20 yards) in the same game (Dec. 31, 2017 vs. Cleveland)
- ♦ Posted three 100-receiving yard games during his 2017 rookie season
- ♦ Second rookie in Steelers history to record at least 50 catches in their first NFL season, joining Troy Edwards (1999: 61)
- ♦ Fifth rookie in Steelers history with at least seven touchdown catches in their first season
- ♦ Seventh rookie in team history to post a touchdown catch in a playoff game and first since a 2014 AFC Wild Card game (Martavis Bryant, Jan. 3, 2015 vs. Baltimore)

TRANSACTIONS

- ♦ Signed a one-year contract with Pittsburgh on Mar. 19, 2021
- ♦ Suspended one game for violating the league's player safety rules on Dec. 5, 2017 (blindside block and taunting)
- ♦ Signed a four-year deal with the Steelers on May 17, 2017
- ♦ Drafted by Pittsburgh in the second round (62nd overall) of the 2017 NFL Draft

COLLEGE

- ♦ Saw action in 40 games with 39 starts at USC (2014-16)
- ♦ Totaled 213 receptions for 3,092 yards with 25 TD receptions
- ♦ His 213 receptions were the fourth-most in school history at the time
- ♦ Twelve 100-yard receiving games
- ♦ Named first-team All-Pac 12 in 2015, and earned second-team All-Pac-12 honors in 2014 and 2016
- ♦ Ten TD receptions in back-to-back seasons (2015-16)
- ♦ As a sophomore in 2015, earned second-team All-America honors by the AP, SI.com and Sporting News, as he led the Pac-12 in receiving yards (1,454), which were the third-most in single-season school history

PERSONAL

- ♦ Attended Long Beach Polytechnic HS (Long Beach, Calif.)
- ♦ Played wide receiver and safety
- ♦ As a senior, named to the Prep Star All-American Dream Team, and named Cal-Hi Sports All-State first team, All-CIF Pac-5 Division, Los Angeles Times All-Area, Orange County Register Fab 15 first team, Long Beach Press-Telegram Dream Team and All-Moore League Player of the Year
- ♦ As a junior, named Cal-Hi Sports California Junior of the Year, and named Cal Hi Sports All-State first team, Cal-Hi Sports All-State Junior first team, Max Preps All-State Division I first team, All-CIF Pac-5 Division Co-Offensive Player of the Year, Los Angeles Times All-Area and Long Beach Press Telegram All-Area Player of the Year
- ♦ Full name: John "JuJu" Smith-Schuster

JUJU SMITH-SCHUSTER'S NFL REGULAR SEASON RUSHING/RECEIVING STATISTICS

DATE	TEAM	GP	GS	RECEIVING				TD	RUSHING				TD
				NO.	YDS.	AVG.	LG		NO.	YDS.	AVG.	LG	
2017	Steelers	14	7	58	917	15.8	97t	7	0	0	0.0	0	0
2018	Steelers	16	13	111	1,426	12.8	97t	7	1	13	13.0	13	0
2019	Steelers	12	12	42	552	13.1	76t	3	0	0	0.0	0	0
2020	Steelers	16	14	97	831	8.6	31t	9	0	0	0.0	0	0
NFL TOTALS		58	46	308	3,726	12.1	97T	26	1	13	13.0	13	0

JUJU SMITH-SCHUSTER'S NFL POSTSEASON RUSHING/RECEIVING STATISTICS

DATE	TEAM	GP	GS	RECEIVING				TD	RUSHING				TD
				NO.	YDS.	AVG.	LG		NO.	YDS.	AVG.	LG	
2017	Steelers	1	1	3	5	1.7	4t	1	0	0	0.0	0	0
2020	Steelers	1	1	13	157	12.1	33	1	0	0	0.0	0	0
NFL TOTALS		2	2	16	162	10.1	33	2	0	0	0.0	0	0

JUJU SMITH-SCHUSTER'S NFL REGULAR SEASON RETURN STATISTICS

KICKOFF RETURNS							PUNT RETURNS						
DATE	TEAM	RET.	YDS.	AVG.	LG	TD	NO.	FC	YDS.	AVG.	LG	TD	
2017	Steelers	9	240	26.7	96t	1	0	0	0	0.0	0	0	
2018	Steelers	0	0	0.0	0	0	0	0	0	0.0	0	0	
2019	Steelers	0	0	0.0	0	0	0	0	0	0.0	0	0	
2020	Steelers	0	0	0.0	0	0	0	0	0	0.0	0	0	
NFL TOTALS		9	240	26.7	96T	1	0	0	0	0.0	0	0	

JUJU SMITH-SCHUSTER'S NFL POSTSEASON RETURN STATISTICS

KICKOFF RETURNS							PUNT RETURNS						
DATE	TEAM	RET.	YDS.	AVG.	LG	TD	NO.	FC	YDS.	AVG.	LG	TD	
2017	Steelers	1	23	23.0	23	0	0	0	0	0.0	0	0	
2020	Steelers	0	0	0.0	0	0	0	0	0	0.0	0	0	
NFL TOTALS		1	23	23.0	23	0	0	0	0	0.0	0	0	

Rush Attempts	1 vs. Carolina Panthers, Nov 08, 2018	Kickoff Returns	2 vs. Cleveland Browns, Dec 31, 2017
Rushing Yards	13 vs. Carolina Panthers, Nov 08, 2018		2 vs. New England Patriots, Dec 17, 2017
Longest Runs	13 vs. Carolina Panthers, Nov 08, 2018	Kickoff Return Yards	122 vs. Cleveland Browns, Dec 31, 2017
Receptions	13 at Denver Broncos, Nov 25, 2018		49 vs. New England Patriots, Dec 17, 2017
	13 vs. Kansas City Chiefs, Sep 16, 2018	Longest Kickoff Return	96ft vs. Cleveland Browns, Dec 31, 2017
Receiving Yards	193 at Detroit Lions, Oct 29, 2017		27 vs. New England Patriots, Dec 17, 2017
	189 at Denver Broncos, Nov 25, 2018	Kickoff Return TDs	1 vs. Cleveland Browns, Dec 31, 2017
Longest Receptions	97t at Denver Broncos, Nov 25, 2018	Miscellaneous Tackles	2 vs. Jacksonville Jaguars, Oct 08, 2017
	97t at Detroit Lions, Oct 29, 2017		1 at New York Jets, Dec 22, 2019
Receiving TDs	2 at New York Giants, Sep 14, 2020		...9 more at 1.
	2 at Oakland Raiders, Dec 09, 2018	Most TDs	2 at New York Giants, Sep 14, 2020
All-Purpose Yards	265 vs. Cleveland Browns, Dec 31, 2017		2 at Oakland Raiders, Dec 09, 2018
	193 at Detroit Lions, Oct 29, 2017		...1 more at 2.
		Receiving Average	30.0 vs. Carolina Panthers, Nov 08, 2018
			27.6 at Detroit Lions, Oct 29, 2017

Receptions	13 vs. Cleveland Browns, Jan 10, 2021	Kickoff Returns	1 vs. Jacksonville Jaguars, Jan 14, 2018
	3 vs. Jacksonville Jaguars, Jan 14, 2018	Kickoff Return Yards	23 vs. Jacksonville Jaguars, Jan 14, 2018
Receiving Yards	157 vs. Cleveland Browns, Jan 10, 2021	Longest Kickoff Return	23 vs. Jacksonville Jaguars, Jan 14, 2018
	5 vs. Jacksonville Jaguars, Jan 14, 2018	Most TDs	1 vs. Cleveland Browns, Jan 10, 2021
Longest Receptions	33 vs. Cleveland Browns, Jan 10, 2021		1 vs. Jacksonville Jaguars, Jan 14, 2018
	27 vs. Cleveland Browns, Jan 10, 2021		
	25 vs. Cleveland Browns, Jan 10, 2021		
	18 vs. Cleveland Browns, Jan 10, 2021		
	15 vs. Cleveland Browns, Jan 10, 2021		
Receiving TDs	1 vs. Cleveland Browns, Jan 10, 2021		
	1 vs. Jacksonville Jaguars, Jan 14, 2018		
All-Purpose Yards	157 vs. Cleveland Browns, Jan 10, 2021		
	28 vs. Jacksonville Jaguars, Jan 14, 2018		

DATE	TEAM	NO.	YDS.	AVG.	LG	TD
10/29/17	at Lions	7	193	27.6	97t	1
12/17/17	PATRIOTS	6	114	19.0	69	0
12/31/17	BROWNS	9	143	15.9	46	1
09/09/18	at Browns	5	119	23.8	67	0
09/16/18	CHIEFS	13	121	9.3	21	1
09/24/18	at Buccaneers	9	116	12.9	43	0
10/14/18	at Bengals	7	111	15.9	29	0
11/18/18	at Jaguars	8	104	13.0	35	0
11/25/18	at Broncos	13	189	14.5	97t	1
12/09/18	at Raiders	8	130	16.3	43	2
12/23/18	at Saints	11	115	10.5	23	0
10/28/19	DOLPHINS	5	103	20.6	34	0

DATE	TEAM	NO.	YDS.	AVG.	LG	TD
01/10/21	BROWNS	13	157	12.1	33	1

RECEIVING						RUSHING								
DATE	OPPONENT	P/S	NO.	YDS.	AVG.	LG	TD	NO.	YDS.	AVG.	LG	TD	W/L	SCORE
09/10	at Browns	S	0	0	0.0	0	0	0	0	0.0	0	0	W	21-18
09/17	Vikings	P	3	16	5.3	9	1	0	0	0.0	0	0	W	26-9
09/24	at Bears	P	2	39	19.5	25	0	0	0	0.0	0	0	L	17-23+
10/01	at Ravens	P	3	47	15.7	19	1	0	0	0.0	0	0	W	26-9
10/08	Jaguars	P	4	58	14.5	21	0	0	0	0.0	0	0	L	9-30
10/15	at Chiefs	P	3	32	10.7	15	0	0	0	0.0	0	0	W	19-13
10/22	Bengals	P	2	39	19.5	31†	1	0	0	0.0	0	0	W	29-14
10/29	at Lions	S	7	193	27.6	97†	1	0	0	0.0	0	0	W	20-15
11/12	at Colts	S	5	97	19.4	44	1	0	0	0.0	0	0	W	20-17
11/16	Titans	S	4	47	11.8	18	0	0	0	0.0	0	0	W	40-17
11/26	Packers							INACTIVE					W	31-28
12/04	at Bengals	P	4	17	4.3	7	0	0	0	0.0	0	0	W	23-20
12/10	Ravens							DID NOT PLAY					W	39-38
12/17	Patriots	S	6	114	19.0	69	0	0	0	0.0	0	0	L	24-27
12/25	at Texans	S	6	75	12.5	49	1	0	0	0.0	0	0	W	34-6
12/31	Browns	S	9	143	15.9	46	1	0	0	0.0	0	0	W	28-24
2017 TOTALS		14-7	58	917	15.8	97†	7	0	0	0.0	0	0	13-3	
+ - Overtime														

2018 GAME-BY-GAME REGULAR-SEASON STATISTICS (STEELERS)

DATE	OPPONENT	P/S	RECEIVING					RUSHING					W/L/T	SCORE
			NO.	YDS.	AVG.	LG	TD	NO.	YDS.	AVG.	LG	TD		
09/09	at Browns	P	5	119	23.8	67	0	0	0	0.0	0	0	T	21-21
09/16	Chiefs	S	13	121	9.3	21	1	0	0	0.0	0	0	L	37-42
09/24	at Buccaneers	S	9	116	12.9	43	0	0	0	0.0	0	0	W	30-27
09/30	Ravens	S	4	60	15.0	38	0	0	0	0.0	0	0	L	14-26
10/07	Falcons	S	4	34	8.5	18t	1	0	0	0.0	0	0	W	41-17
10/14	at Bengals	S	7	111	15.9	29	0	0	0	0.0	0	0	W	28-21
10/28	Browns	P	4	33	8.3	19	0	0	0	0.0	0	0	W	33-18
11/04	at Ravens	S	7	78	11.1	22	0	0	0	0.0	0	0	W	23-16
11/08	Panthers	S	3	90	30.0	75t	1	1	13	13.0	13	0	W	52-21
11/18	at Jaguars	S	8	104	13.0	35	0	0	0	0.0	0	0	W	20-16
11/25	at Broncos	S	13	189	14.5	97t	1	0	0	0.0	0	0	L	17-24
12/02	Chargers	S	6	49	8.2	16	0	0	0	0.0	0	0	L	30-33
12/09	at Raiders	P	8	130	16.3	43	2	0	0	0.0	0	0	L	21-24
12/16	Patriots	S	4	40	10.0	22	0	0	0	0.0	0	0	W	17-10
12/23	at Saints	S	11	115	10.5	23	0	0	0	0.0	0	0	L	28-31
12/30	Bengals	S	5	37	7.4	12	1	0	0	0.0	0	0	W	16-13
2018 TOTALS	16-13		111	1,426	12.8	97T	7	1	13	13.0	13	0	9-6-1	

2019 GAME-BY-GAME REGULAR-SEASON STATISTICS (STEELERS)

DATE	OPPONENT	P/S	RECEIVING					RUSHING					W/L	SCORE
			NO.	YDS.	AVG.	LG	TD	NO.	YDS.	AVG.	LG	TD		
09/08	at Patriots	S	6	78	13.0	26	0	0	0	0.0	0	0	L	3-33
09/15	Seahawks	S	5	84	16.8	45	0	0	0	0.0	0	0	L	26-28
09/22	at 49ers	S	3	81	27.0	76t	1	0	0	0.0	0	0	L	20-24
09/30	Bengals	S	3	15	5.0	9	0	0	0	0.0	0	0	W	27-3
10/06	Ravens	S	7	75	10.7	35t	1	0	0	0.0	0	0	L	23-26+
10/13	at Chargers	S	1	7	7.0	7	0	0	0	0.0	0	0	W	24-17
10/28	Dolphins	S	5	103	20.6	34	1	0	0	0.0	0	0	W	27-14
11/03	Colts	S	3	16	5.3	12	0	0	0	0.0	0	0	W	26-24
11/10	Rams	S	3	44	14.7	20	0	0	0	0.0	0	0	W	17-12
11/14	at Browns	S	2	21	10.5	16	0	0	0	0.0	0	0	L	7-21
11/24	at Bengals												W	16-10
12/01	Browns												W	20-13
12/08	at Cardinals												W	23-17
12/15	Bills												L	10-17
12/22	at Jets	S	2	22	11.0	14	0	0	0	0.0	0	0	L	10-16
12/29	at Ravens	S	2	6	3.0	11	0	0	0	0.0	0	0	L	10-28
2019 TOTALS	12-12		42	552	13.1	76T	3	0	0	0.0	0	0	8-8	

+ - Overtime

2020 GAME-BY-GAME REGULAR-SEASON STATISTICS (STEELERS)


DATE	OPPONENT	P/S	RECEIVING					RUSHING					W/L	SCORE
			NO.	YDS.	AVG.	LG	TD	NO.	YDS.	AVG.	LG	TD		
09/14	at Giants	S	6	69	11.5	17	2	0	0	0.0	0	0	W	26-16
09/20	Broncos	S	7	48	6.9	18	0	0	0	0.0	0	0	W	26-21
09/27	Texans	S	4	43	10.8	26t	1	0	0	0.0	0	0	W	28-21
10/11	Eagles	S	4	28	7.0	14	0	0	0	0.0	0	0	W	38-29
10/18	Browns	S	2	6	3.0	5	0	0	0	0.0	0	0	W	38-7
10/25	at Titans	S	9	85	9.4	28	0	0	0	0.0	0	0	W	27-24
11/01	at Ravens	S	7	67	9.6	24	0	0	0	0.0	0	0	W	28-24
11/08	at Cowboys	S	6	93	15.5	31t	1	0	0	0.0	0	0	W	24-19
11/15	Bengals	S	9	77	8.6	24	1	0	0	0.0	0	0	W	36-10
11/22	at Jaguars	S	4	19	4.8	9	0	0	0	0.0	0	0	W	27-3
12/02	Ravens	S	8	37	4.6	11	1	0	0	0.0	0	0	W	19-14
12/07	Washington	P	7	28	4.0	9	0	0	0	0.0	0	0	L	17-23
12/13	at Bills	S	6	55	9.2	20	1	0	0	0.0	0	0	L	15-26
12/21	at Bengals	S	3	15	5.0	21	0	0	0	0.0	0	0	L	17-27
12/27	Colts	S	9	96	10.7	25t	1	0	0	0.0	0	0	W	28-24
01/03	at Browns	P	6	65	10.8	26	1	0	0	0.0	0	0	L	22-24
2020 TOTALS	16-14		97	831	8.6	31T	9	0	0	0.0	0	0	12-4	

2017 GAME-BY-GAME POSTSEASON STATISTICS (STEELERS)

DATE	OPPONENT	P/S	RECEIVING					RUSHING					W/L	SCORE
			NO.	YDS.	AVG.	LG	TD	NO.	YDS.	AVG.	LG	TD		
01/14	Jaguars	S	3	5	1.7	4t	1	0	0	0.0	0	0	L	42-45
2017 TOTALS	1-1		3	5	1.7	4T	1	0	0	0.0	0	0	0-1	

2020 GAME-BY-GAME POSTSEASON STATISTICS (STEELERS)

DATE	OPPONENT	P/S	RECEIVING					RUSHING					W/L	SCORE
			NO.	YDS.	AVG.	LG	TD	NO.	YDS.	AVG.	LG	TD		
01/10	Browns	S	13	157	12.1	33	1	0	0	0.0	0	0	L	37-48
2020 TOTALS	1-1		13	157	12.1	33	1	0	0	0.0	0	0	0-1	



BENNY SNELL JR.

RUNNING BACK

HEIGHT: 5-10 BIRTHPLACE: Columbus, OH
 WEIGHT: 224 HOW ACQUIRED: D4 '19
 COLLEGE: Kentucky NFL EXPERIENCE: 3rd year
 BORN: Feb. 26, 1998 (23)

PRO CAREER

- ✦ Has played in 29 games (five starts) over his two-year NFL career (all with Steelers)
- ✦ Has rushed for 794 yards and six TDs on 219 carries (3.6 yards per rush)
- ✦ Has caught 13 passes for 84 yards

2020 (STEELERS)

- ✦ Played in 16 regular-season games (three starts)
- ✦ Rushed for 368 yards and four TDs on 111 carries (3.3 yards per carry) and added 10 receptions for 61 yards
- ✦ Ran for a career-best 113 yards on 19 carries in Week 1 at N.Y. Giants
- ✦ Ran for a team-best 84 yards on 18 carries and a TD in Week 15 at Cincinnati

2019 (STEELERS)

- ✦ Played in 13 regular-season games (two starts)
- ✦ Inactive for three straight weeks (Weeks 9-11) following a knee injury suffered vs. Miami (Nov. 28)
- ✦ Rushed for 426 yards and two TDs on 108 carries (3.9 yards per carry) and added three receptions for 23 yards
- ✦ Rush for a team-high 75 yards on 17 attempts, added one reception for 14 yards, in Week 6 at L.A. Chargers
- ✦ Returned to action and made his first career start vs. Cincinnati in Week 12, rushing 21 times for 98 yards and added one catch for five yards and one special teams tackle
- ✦ Led the team with 63 rushing yards on 16 attempts and the first TD of his career – a 1-yard rush in the third quarter in Week 13 vs. Cleveland
- ✦ Led the team with 18 carries for 91 yards, including a four-yard go-ahead TD run in Week 17 at Baltimore

TRANSACTIONS

- ✦ Signed a four-year contract with Pittsburgh on May 8, 2019
- ✦ Drafted by the Steelers in the fourth round (122nd overall) in the 2019 NFL Draft

COLLEGE

- ✦ Played in 39 games (27 starts) at Kentucky
- ✦ Broke or tied 14 school records, including career rushing yards (3,873), total touchdowns (48), rushing touchdowns (48) and 100-yard games (19)
- ✦ Ranks second on program rushing attempts (737) and third on all-time scoring (290) charts
- ✦ Scored his 40th touchdown in just 31 games, the second fastest in SEC history to do so
- ✦ Became first Wildcat to amass 1,000-yards in a season three times
- ✦ Second-team All-America and first-team All-SEC selection as a junior
- ✦ Rushed for 1,449 yards – second-most in a single-season in school history – and for 16 touchdowns
- ✦ Earned Associated Press All-SEC first-team and second-team All-SEC selection after his sophomore season
- ✦ Started all 13 games and led the team in rushing attempts (262), rushing yards (1,333), rushing touchdowns (19) and rushing yards per game (102.5)
- ✦ Freshman All-SEC selection
- ✦ Two-time SEC Freshman of the Week
- ✦ Led all SEC freshmen in scoring with 78 points, setting a Kentucky freshman record for most rushing touchdowns in a game (four), most rushing yards (1,091), most rushing touchdowns (13), most total touchdowns (13), most 100-yard rushing games (five) and most rushing yards in a single-game (192)
- ✦ Graduated with a degree in pre-media art studies

PERSONAL

- ✦ Helped lead Westerville Central (Westerville, Ohio) High School to two Ohio Capital Conference titles, three straight Division I playoff appearances and a 35-6 overall record
- ✦ Totaled 1,826 rushing yards, 264 receiving yards and 29 touchdowns as a senior
- ✦ Son of April and Benjamin Snell
- ✦ Father, Benjamin, was a running back at Ohio Northern and was drafted by the Baltimore Ravens in 1998
- ✦ Great uncle, Matt Snell, was a running back for the New York Jets, helping the Jets win the 1969 Super Bowl after rushing for 121 on 30 carries in the 16-7 upset of the Baltimore Colts
- ✦ Full name: Benny Snell, Jr.

BENNY SNELL JR.'S NFL REGULAR SEASON RUSHING/RECEIVING STATISTICS

DATE	TEAM	RUSHING							RECEIVING				
		GP	GS	NO.	YDS.	AVG.	LG	TD	NO.	YDS.	AVG.	LG	TD
2019	Steelers	13	2	108	426	3.9	23	2	3	23	7.7	14	0
2020	Steelers	16	3	111	368	3.3	30	4	10	61	6.1	14	0
NFL TOTALS		29	5	219	794	3.6	30	6	13	84	6.5	14	0

BENNY SNELL JR.'S NFL POSTSEASON RUSHING/RECEIVING STATISTICS

DATE	TEAM	GP	GS	RUSHING					RECEIVING				
				NO.	YDS.	AVG.	LG	TD	NO.	YDS.	AVG.	LG	TD
2020	Steelers	1	0	2	13	6.5	11	0	1	4	4.0	4	0
NFL TOTALS		1	0	2	13	6.5	11	0	1	4	4.0	4	0

BENNY SNELL JR.'S NFL REGULAR SEASON RETURN STATISTICS

DATE	TEAM	RET.	KICKOFF RETURNS					PUNT RETURNS				
			YDS.	AVG.	LG	TD	NO.	FC	YDS.	AVG.	LG	TD
2019	Steelers	1	8	8.0	8	0	0	0	0	0.0	0	0
2020	Steelers	0	0	0.0	0	0	0	0	0	0.0	0	0
NFL TOTALS		1	8	8.0	8	0	0	0	0	0.0	0	0

BENNY SNELL JR.'S NFL POSTSEASON RETURN STATISTICS

DATE	TEAM	RET.	KICKOFF RETURNS					PUNT RETURNS				
			YDS.	AVG.	LG	TD	NO.	FC	YDS.	AVG.	LG	TD
2020	Steelers	0	0	0.0	0	0	0	0	0	0.0	0	0
NFL TOTALS		0	0	0.0	0	0	0	0	0	0.0	0	0

SINGLE-GAME HIGHS: RUSHING/RECEIVING

Rush Attempts	21 at Cincinnati Bengals, Nov 24, 2019 19 at New York Giants, Sep 14, 2020	All-Purpose Yards	113 at New York Giants, Sep 14, 2020 107 at Cincinnati Bengals, Dec 21, 2020
Rushing Yards	113 at New York Giants, Sep 14, 2020 98 at Cincinnati Bengals, Nov 24, 2019	Kickoff Returns	1 at Baltimore Ravens, Dec 29, 2019
Longest Runs	30 at New York Giants, Sep 14, 2020 29 at Cincinnati Bengals, Dec 21, 2020	Kickoff Return Yards	8 at Baltimore Ravens, Dec 29, 2019
Rushing TDs	1 at Cincinnati Bengals, Dec 21, 2020 1 at Jacksonville Jaguars, Nov 22, 2020 ...3 more at 1.	Longest Kickoff Return	8 at Baltimore Ravens, Dec 29, 2019
Receptions	3 at Cincinnati Bengals, Dec 21, 2020 3 vs. Baltimore Ravens, Dec 02, 2020	Special Teams Tackles	2 at Buffalo Bills, Dec 13, 2020 1 vs. Indianapolis Colts, Dec 27, 2020 ...6 more at 1.
Receiving Yards	33 vs. Baltimore Ravens, Dec 02, 2020 23 at Cincinnati Bengals, Dec 21, 2020	Miscellaneous Tackles	1 at Cleveland Browns, Jan 03, 2021
Longest Receptions	14 at Cincinnati Bengals, Dec 21, 2020 14 at Los Angeles Chargers, Oct 13, 2019	Most TDs	1 at Cincinnati Bengals, Dec 21, 2020 1 at Jacksonville Jaguars, Nov 22, 2020 ...3 more at 1.

SINGLE-GAME HIGHS - POSTSEASON: RUSHING/RECEIVING

Rush Attempts	2 vs. Cleveland Browns, Jan 10, 2021	Receiving Yards	4 vs. Cleveland Browns, Jan 10, 2021
Rushing Yards	13 vs. Cleveland Browns, Jan 10, 2021	Longest Receptions	4 vs. Cleveland Browns, Jan 10, 2021
Longest Runs	11 vs. Cleveland Browns, Jan 10, 2021 2 vs. Cleveland Browns, Jan 10, 2021	All-Purpose Yards	17 vs. Cleveland Browns, Jan 10, 2021
Receptions	1 vs. Cleveland Browns, Jan 10, 2021		

100-YARD RUSHING GAMES (1): REGULAR SEASON

DATE	TEAM	ATT.	YDS.	AVG.	LG	TD
09/14/20	at Giants	19	113	5.9	30	0

2019 GAME-BY-GAME REGULAR-SEASON STATISTICS (STEELERS)

DATE	OPPONENT	P/S	RUSHING					RECEIVING					W/L	SCORE
			NO.	YDS.	AVG.	LG	TD	NO.	YDS.	AVG.	LG	TD		
09/08	at Patriots	P	0	0	0.0	0	0	0	0	0.0	0	0	L	3-33
09/15	Seahawks	P	1	23	23.0	23	0	0	0	0.0	0	0	L	26-28
09/22	at 49ers	P	3	6	2.0	4	0	0	0	0.0	0	0	L	20-24
09/30	Bengals	P	2	1	0.5	1	0	0	0	0.0	0	0	W	27-3
10/06	Ravens	P	0	0	0.0	0	0	0	0	0.0	0	0	L	23-26+
10/13	at Chargers	P	17	75	4.4	20	0	1	14	14.0	14	0	W	24-17
10/28	Dolphins	P	5	13	2.6	5	0	0	0	0.0	0	0	W	27-14
11/03	Colts												W	26-24
11/10	Rams												W	17-12
11/14	at Browns												L	7-21
11/24	at Bengals	S	21	98	4.7	21	0	1	5	5.0	5	0	W	16-10
12/01	Browns	P	16	63	3.9	14	1	1	4	4.0	4	0	W	20-13
12/08	at Cardinals	P	16	41	2.6	9	0	0	0	0.0	0	0	W	23-17
12/15	Bills	P	2	1	0.5	2	0	0	0	0.0	0	0	L	10-17
12/22	at Jets	P	7	14	2.0	6	0	0	0	0.0	0	0	L	10-16
12/29	at Ravens	S	18	91	5.1	19	1	0	0	0.0	0	0	L	10-28
2019 TOTALS		13-2	108	426	3.9	23	2	3	23	7.7	14	0	8-8	


+ - Overtime

2020 GAME-BY-GAME REGULAR-SEASON STATISTICS (STEELERS)

DATE	OPPONENT	P/S	RUSHING					RECEIVING					W/L	SCORE
			NO.	YDS.	AVG.	LG	TD	NO.	YDS.	AVG.	LG	TD		
09/14	at Giants	P	19	113	5.9	30	0	0	0	0.0	0	0	W	26-16
09/20	Broncos	P	3	5	1.7	3	0	1	-4	-4.0	-4	0	W	26-21
09/27	Texans	P	7	11	1.6	4	0	0	0	0.0	0	0	W	28-21
10/11	Eagles	P	7	19	2.7	8	0	0	0	0.0	0	0	W	38-29
10/18	Browns	P	6	17	2.8	5	1	1	4	4.0	4	0	W	38-7
10/25	at Titans	P	2	2	1.0	1t	1	0	0	0.0	0	0	W	27-24
11/01	at Ravens	P	0	0	0.0	0	0	0	0	0.0	0	0	W	28-24
11/08	at Cowboys	P	3	1	0.3	3	0	0	0	0.0	0	0	W	24-19
11/15	Bengals	P	3	12	4.0	8	0	0	0	0.0	0	0	W	36-10
11/22	at Jaguars	P	7	15	2.1	5	1	0	0	0.0	0	0	W	27-3
12/02	Ravens	S	16	60	3.8	13	0	3	33	11.0	13	0	W	19-14
12/07	Washington	S	8	5	0.6	4	0	2	5	2.5	4	0	L	17-23
12/13	at Bills	P	3	14	4.7	7	0	0	0	0.0	0	0	L	15-26
12/21	at Bengals	S	18	84	4.7	29	1	3	23	7.7	14	0	L	17-27
12/27	Colts	P	6	0	0.0	2	0	0	0	0.0	0	0	W	28-24
01/03	at Browns	P	3	10	3.3	6	0	0	0	0.0	0	0	L	22-24
2020 TOTALS			16-3	111	368	3.3	30	4	10	61	6.1	14	0	12-4

2020 GAME-BY-GAME POSTSEASON STATISTICS (STEELERS)

DATE	OPPONENT	P/S	RUSHING					RECEIVING					W/L	SCORE
			NO.	YDS.	AVG.	LG	TD	NO.	YDS.	AVG.	LG	TD		
01/10	Browns	P	2	13	6.5	11	0	1	4	4.0	4	0	L	37-48
2020 TOTALS			1-0	2	13	6.5	11	0	1	4	4.0	4	0	0-1



ROBERT SPILLANE LINEBACKER

HEIGHT: 6-1 BIRTHPLACE Oak Park, IL
 WEIGHT: 229 HOW ACQUIRED: FA '19
 COLLEGE: Western Michigan NFL EXPERIENCE: 3rd year
 BORN: Dec. 14, 1995 (25)

PRO CAREER

- ✦ Has played in 22 games (seven starts) over his three-year NFL career (Titans, 2018-19; Steelers, 2019-20)
- ✦ Has registered 44 tackles, 38 solo stops, four tackles for loss, four passes defended, three quarterback hits, 2.0 sacks, one interception, one interception return for TD and one fumble recovery

2020 (STEELERS)

- ✦ Played in 12 regular-season games (seven starts)
- ✦ Registered 43 tackles, 37 solo stops, four tackles for loss, four passes defended, three quarterback hits, 2.0 sacks, one interception, one interception return for TD and one fumble recovery
- ✦ Saw increased snaps after an injury to LB Devin Bush in Week 6 vs. Cleveland; recorded six tackles (five solo), including one tackle for loss
- ✦ Made his first NFL start at inside linebacker with LB Devin Bush moved to IR and recorded three tackles (two solo) in Week 7 at Tennessee
- ✦ Registered his first career interception, picking off QB Lamar Jackson at the Steelers' 33-yard line and returning it for a TD on the third play of the game in Week 8 at Baltimore; also led the team with a career-high 11 tackles (10 solo), forced a fumble and added two pass breakups
- ✦ Registered five tackles (four solo), and his first career sack – a six-yard take-down of QB Joe Burrow in Week 10 vs. Cincinnati
- ✦ Recorded three tackles (two solo), one for loss, two passes defended, two quarterback hits and a nine-yard sack of QB Alex Smith before exiting the game with a knee injury in Week 13 vs. Washington
- ✦ Knee injury sidelined him for four weeks (Weeks 14-17)
- ✦ Finished with a team-high nine tackles (six solo) in the Wild Card playoff game vs. Cleveland

2019 (STEELERS)

- ✦ Spent portions of the season on the Steelers' practice squad before being promoted to the 53-man roster
- ✦ Saw action in eight games, primarily on special teams during the second half of the season

2018 (TITANS)

- ✦ Played vs. the Ravens (Week 6) and at L.A. Chargers (Week 7)
- ✦ Spent the first four games on the Tennessee practice squad

TRANSACTIONS

- ✦ Signed a one-year contract with Pittsburgh on Mar. 13, 2021
- ✦ Promoted to the Steelers active roster on Nov. 6, 2019
- ✦ Signed to the Pittsburgh practice squad on Oct. 8, 2019
- ✦ Waived by the Steelers on Sept. 24, 2019
- ✦ Signed to the Pittsburgh practice squad on Sept. 1, 2019
- ✦ Waived by the Steelers on Aug. 31, 2019
- ✦ Signed to a reserve/future contract by Pittsburgh on Feb. 9, 2019
- ✦ Waived by Tennessee on October 29, 2018
- ✦ Promoted to the Titans active roster on Oct. 9, 2018
- ✦ Signed to the Tennessee practice squad on Sept. 2, 2018
- ✦ Waived by the Titans on Sept. 1, 2018
- ✦ Originally entered the League as an undrafted free agent with Tennessee after the 2018 NFL Draft

COLLEGE

- ✦ Finished his college career at Western Michigan with 312 tackles, 32.5 tackles for loss, 10.0 sacks, four interceptions, five pass breakups, two fumble recoveries and three forced fumbles
- ✦ All Mid-American Conference Second Team in both his junior and senior seasons
- ✦ Recorded 88 tackles, 11 tackles for loss and 1.5 sacks as a senior in 2017
- ✦ Registered 10 or more tackles in four different games in 2017
- ✦ Returned a 35-yard interception for TD against Kent State for only TD of career in 2017

PERSONAL

- ✦ Played at Fenwick High School (Oak Park, Ill.)
- ✦ Registered 13 total TDs as a junior for a total of 1,162 all-purpose yards
- ✦ Son of Michael and Gretchen Carpenter
- ✦ Grandfather, John Lattner, won the 1953 Heisman Trophy at Notre Dame
- ✦ Full name: Robert Spillane

ROBERT SPILLANE'S NFL REGULAR SEASON DEFENSIVE STATISTICS

DATE	TEAM	GP	GS	TACKLES								INTERCEPTIONS				O. FUMB			ST				MISC				
				TK	S	A	TFL	YDS	SK	YDS	QBH	NO	YDS	LG	TD	PD	FF	FR	YDS	TK	S	A	FF	FR	S	A	
2018	Titans	2	0	0	0	0	0	0	0.0	0.0	0	0	0	0	0	0	0	0	0	0	0	0	0	0	0		
2019	Titans	0	0	0	0	0	0	0	0.0	0.0	0	0	0	0	0	0	0	0	0	0	0	0	0	0	0		
Went from Tennessee to Pittsburgh.																											
2019	Steelers	8	0	1	1	0	0	0	0.0	0.0	0	0	0	0	0	0	0	0	10	7	3	0	0	0	0		
2019	TOTAL	8	0	1	1	0	0	0	0.0	0.0	0	0	0	0	0	0	0	0	10	7	3	0	0	0	0		
2020	Steelers	12	7	43	37	6	4	21	2.0	15.0	3	1	33	33t	1	4	0	1	0	2	2	0	0	0	0		
NFL TOTALS		22	7	44	38	6	4	21	2.0	15.0	3	1	33	33T	1	4	0	1	0	12	9	3	0	0	0		

ROBERT SPILLANE'S NFL POSTSEASON DEFENSIVE STATISTICS

DATE	TEAM	GP	GS	TACKLES							INTERCEPTIONS				O. FUMB			ST				MISC		
				TK	S	A	TFL	YDS	SK	YDS	QBH	NO	YDS	LG	TD	PD	FF	FR	YDS	TK	S	A	FF	FR
2020	Steelers	1	1	9	6	3	0	0	0.0	0.0	0	0	0	0	0	0	0	0	0	0	0	0	0	0
NFL TOTALS		1	1	9	6	3	0	0	0.0	0.0	0	0	0	0	0	0	0	0	0	0	0	0	0	0

SINGLE-GAME HIGHS: DEFENSIVE

Total Tackles	11 at Baltimore Ravens, Nov 01, 2020 6 vs. Baltimore Ravens, Dec 02, 2020 ...1 more at 6.	Tackles For Loss	1 vs. Washington, Dec 07, 2020 1 vs. Cincinnati Bengals, Nov 15, 2020 ...2 more at 1.
Sacks	1.0 vs. Washington, Dec 07, 2020 1.0 vs. Cincinnati Bengals, Nov 15, 2020	Interceptions	1 at Baltimore Ravens, Nov 01, 2020 33 at Baltimore Ravens, Nov 01, 2020
Passes Defensed	2 vs. Washington, Dec 07, 2020 2 at Baltimore Ravens, Nov 01, 2020	Interception Return Yards	4 at Cincinnati Bengals, Nov 24, 2019 2 at Arizona Cardinals, Dec 08, 2019 ...1 more at 2.
Fumble Recoveries	1 at Baltimore Ravens, Nov 01, 2020	Special Teams Tackles	

SINGLE-GAME HIGHS - POSTSEASON: DEFENSIVE

Total Tackles	9 vs. Cleveland Browns, Jan 10, 2021
---------------	--------------------------------------

2018 GAME-BY-GAME REGULAR-SEASON STATISTICS (TITANS)


DATE	OPPONENT	P/S	TACKLES							INTERCEPTIONS				O. FUMB			ST				MISC		W/L	SCORE				
			TK	S	A	SK	YDS	TFL	YDS	QBH	NO	YDS	LG	TD	PD	FF	FR	YDS	TK	S	A	FF			FR	S	A	
09/16	Texans									PRACTICE SQUAD																	W	20-17
09/23	at Jaguars									PRACTICE SQUAD																	W	9-6
09/30	Eagles									PRACTICE SQUAD																	W	26-23+
10/07	at Bills									PRACTICE SQUAD																	L	12-13
10/14	Ravens	P	0	0	0	0.0	0.0	0	0	0	0	0	0	0	0	0	0	0	0	0	0	0	0	0	L	0-21		
10/21	at Chargers	P	0	0	0	0.0	0.0	0	0	0	0	0	0	0	0	0	0	0	0	0	0	0	0	0	L	19-20		
11/05	at Cowboys									PRACTICE SQUAD																	W	28-14
11/11	Patriots									PRACTICE SQUAD																	W	34-10
11/18	at Colts									NOT ON ROSTER																	L	10-38
11/26	at Texans									NOT ON ROSTER																	L	17-34
12/02	Jets									NOT ON ROSTER																	W	26-22
12/06	Jaguars									NOT ON ROSTER																	W	30-9
12/16	at Giants									NOT ON ROSTER																	W	17-0
12/22	Washington									NOT ON ROSTER																	W	25-16
12/30	Colts									NOT ON ROSTER																	L	17-33
2018 TOTALS			2-0	0	0	0	0.0	0.0	0	0	0	0	0	0	0	0	0	0	0	0	0	0	0	0	9-6			
+ - Overtime																												

2019 GAME-BY-GAME REGULAR-SEASON STATISTICS (TITANS/STEELERS)

DATE	OPPONENT	P/S	TACKLES							INTERCEPTIONS				O. FUMB			ST				MISC		W/L	SCORE			
			TK	S	A	SK	YDS	TFL	YDS	QBH	NO	YDS	LG	TD	PD	FF	FR	YDS	TK	S	A	FF			FR	S	A
09/08	at Browns																							W	43-13		
09/15	Colts																							L	17-19		
09/19	at Jaguars																							L	7-20		
09/29	at Falcons																							W	24-10		
10/06	Bills																							L	7-14		
10/13	at Broncos																							L	0-16		
10/20	Chargers																							W	23-20		
10/27	Buccaneers																							W	27-23		
Went from Titans to Steelers.																											
PRACTICE SQUAD																											
11/03	Colts																							W	26-24		
11/10	Rams	P	0	0	0	0.0	0.0	0	0	0	0	0	0	0	0	0	0	2	2	0	0	0	0	0	W	17-12	
11/14	at Browns	P	0	0	0	0.0	0.0	0	0	0	0	0	0	0	0	0	0	0	1	1	0	0	0	0	L	7-21	
11/24	at Bengals	P	0	0	0	0.0	0.0	0	0	0	0	0	0	0	0	0	0	4	1	3	0	0	0	0	W	16-10	
12/01	Browns	P	0	0	0	0.0	0.0	0	0	0	0	0	0	0	0	0	0	0	0	0	0	0	0	0	W	20-13	
12/08	at Cardinals	P	0	0	0	0.0	0.0	0	0	0	0	0	0	0	0	0	0	2	2	0	0	0	0	0	W	23-17	
12/15	Bills	P	0	0	0	0.0	0.0	0	0	0	0	0	0	0	0	0	0	0	0	0	0	0	0	0	L	10-17	
12/22	at Jets	P	0	0	0	0.0	0.0	0	0	0	0	0	0	0	0	0	0	0	0	0	0	0	0	0	L	10-16	
12/29	at Ravens	P	1	1	0	0.0	0.0	0	0	0	0	0	0	0	0	0	0	1	1	0	0	0	0	0	L	10-28	
2019 TOTALS			8-0	1	1	0	0.0	0.0	0	0	0	0	0	0	0	0	0	10	7	3	0	0	0	0	9-8		

DATE	OPPONENT	P/S	TACKLES							INTERCEPTIONS				F. FUMB			ST			MISC		W/L	SCORE					
			TK	S	A	SK	YDS	TFL	YDS	QBH	NO	YDS	LG	TD	PD	FF	FR	YDS	TK	S	A			FF	FR	S	A	
09/14	at Giants	P	0	0	0	0.0	0.0	0	0	0	0	0	0	0	0	0	0	1	1	0	0	0	0	0	W	26-16		
09/20	Broncos	P	0	0	0	0.0	0.0	0	0	0	0	0	0	0	0	0	0	0	0	0	0	0	0	0	W	26-21		
09/27	Texans	P	0	0	0	0.0	0.0	0	0	0	0	0	0	0	0	0	0	0	0	0	0	0	0	0	W	28-21		
10/11	Eagles	P	0	0	0	0.0	0.0	0	0	0	0	0	0	0	0	0	0	0	0	0	0	0	0	0	W	38-29		
10/18	Browns	P	5	4	1	0.0	0.0	1	6	0	0	0	0	0	0	0	0	1	1	0	0	0	0	0	W	38-7		
10/25	at Titans	S	3	2	1	0.0	0.0	0	0	0	0	0	0	0	0	0	0	0	0	0	0	0	0	0	W	27-24		
11/01	at Ravens	S	11	10	1	0.0	0.0	1	0	0	1	33	33	1	2	0	1	0	0	0	0	0	0	0	W	28-24		
11/08	at Cowboys	S	6	6	0	0.0	0.0	0	0	0	0	0	0	0	0	0	0	0	0	0	0	0	0	0	W	24-19		
11/15	Bengals	S	5	4	1	1.0	6.0	1	6	1	0	0	0	0	0	0	0	0	0	0	0	0	0	0	W	36-10		
11/22	at Jaguars	S	4	3	1	0.0	0.0	0	0	0	0	0	0	0	0	0	0	0	0	0	0	0	0	0	W	27-3		
12/02	Ravens	S	6	6	0	0.0	0.0	0	0	0	0	0	0	0	0	0	0	0	0	0	0	0	0	0	W	19-14		
12/07	Washington	S	3	2	1	1.0	9.0	1	9	2	0	0	0	0	2	0	0	0	0	0	0	0	0	0	L	17-23		
12/13	at Bills		DID NOT PLAY																							L	15-26	
12/21	at Bengals		DID NOT PLAY																							L	17-27	
12/27	Colts		DID NOT PLAY																							W	28-24	
01/03	at Browns		DID NOT PLAY																							L	22-24	
2020 TOTALS			12-7	43	37	6	2.0	15.0	4	21	3	1	33	33T	1	4	0	1	0	2	2	0	0	0	0	0	L	2-4

[illegible]



DONOVAN STINER SAFETY

HEIGHT: 6-2 BIRTHPLACE: Houston, TX
 WEIGHT: 210 HOW ACQUIRED: UDFA '21
 COLLEGE: Florida NFL EXPERIENCE: R
 BORN: Feb. 11, 1999 (22)

PRO CAREER

- ✦ Has yet to make NFL debut

TRANSACTIONS


- ✦ Signed as an undrafted free agent with Pittsburgh on May 2, 2020

COLLEGE

- ✦ Finished his career with 48 games played, recording 150 tackles and six interceptions at Florida (2017-20)
- ✦ Three-time SEC Academic Honor Roll nominee
- ✦ Appeared in 11 games throughout the season, including 10 starts at safety, as a senior in 2020
- ✦ Collected 62 tackles, two tackles for loss and one pass breakup
- ✦ Made a season-high nine tackles in Florida's 51-35 season-opening victory at Ole Miss
- ✦ Played in all 13 games and started in six at safety in 2019
- ✦ Recorded 30 total tackles (16 solo), 1.0 tackle for loss, four interceptions (33 yds.) and one pass breakup
- ✦ His four interceptions led UF's defensive squad and was tied for second in the SEC
- ✦ Two of his four interceptions came against Vanderbilt, setting a new career-high
- ✦ Played in all 13 games and started 12 at safety in 2012
- ✦ Totaled 49 tackles, two interceptions, one pass breakup, one tackle-for-loss and one sack
- ✦ Had a career-high five tackles and an interception in the Gators win over No. 5-ranked LSU
- ✦ Played in all 11 games as a reserve defensive back and a key member of Florida's special teams in 2017

PERSONAL

- ✦ Compiled 156 total tackles (80 solo, 5.2 tackles per game), three sacks, two interceptions and two forced fumbles at Bellaire High School
- ✦ Recorded 56 tackles (three for loss), one sack, two interceptions, three fumble recoveries, two defensive touchdowns and two pass breakups as a senior
- ✦ Registered 60 tackles (four for loss), one sack, one forced fumble, one fumble recovery, one punt block, three pass breakups and five QB hurries as a junior
- ✦ Named to the Texas High School Coaches Association 2015-16 Academic All-State Team
- ✦ Named 2016 District 18-6A All-District First Team Defense



20

CAMERON SUTTON

CORNERBACK

HEIGHT: 5-11	BIRTHPLACE: Jonesboro, GA
WEIGHT: 188	HOW ACQUIRED: D3a '17
COLLEGE: Tennessee	NFL EXPERIENCE: 5th year
BORN: Feb. 27, 1995 (26)	

PRO CAREER

- ✦ Has played in 52 games (eight starts) over his four-year NFL career (all with Steelers)
- ✦ Has registered 69 tackles, 61 solo stops, 17 passes defended, four forced fumbles, three interceptions, three tackles for loss, three quarterback hits, 2.0 sacks and one fumble recovery

2020 (STEELERS)

- ✦ Saw action in all 16 regular-season games and started six
- ✦ Registered 29 tackles, eight passes defended, three forced fumbles, one fumble recovery, one tackle for loss and 1.0 sack
- ✦ Recorded a forced fumble in three straight games (Week 8 at BAL, Week 9 at DAL and Week 10 vs. CIN)
- ✦ His three-game streak with a forced fumble was tied for the ninth longest streak in the NFL since 2000
- ✦ Intercepted a pass from Cleveland QB Baker Mayfield in the second quarter, setting up a scoring drive for Pittsburgh, and added two solo tackles and a sack in Week 6
- ✦ Forced a Dallas fumble that was recovered by S Minkah Fitzpatrick in the second quarter and added four solo tackles in Week 9
- ✦ Forced a Cincinnati fumble that was recovered at the Pittsburgh 45-yard line and added four solo tackles and one tackle for loss in Week 10
- ✦ Recovered his first career fumble that led to a Steelers TD two plays later and recorded two solo tackles and three passes defended in Week 14 at Buffalo

2019 (STEELERS)

- ✦ Saw action in all 16 regular-season games
- ✦ Registered 16 tackles on defense (13 solo), five passes defended, two tackles for loss, one interception and registered his first career sack
- ✦ Picked off Phillip Rivers with just over a minute left in the fourth quarter to end the game at L.A. Chargers in Week 6 and credited with three passes defended – a single game career high
- ✦ Registered the first sack of his career, taking down Baker Mayfield, on Cleveland's first drive of the fourth quarter in Week 13

2018 (STEELERS)

- ✦ Saw action in 15 of 16 regular-season games, playing primarily on special teams
- ✦ Finished the season with 22 tackles on defense (20 solo), three passes defended and one interception
- ✦ Added three special teams tackles
- ✦ Picked off Cleveland QB Tyrod Taylor in Week 1 to mark the first interception of his NFL career

2017 (STEELERS)

- ✦ Spent the first 12 weeks of the season on injured reserve (DFR) due to a hamstring injury
- ✦ Saw action in five regular-season games and one playoff game with one start in Week 15 vs. New England
- ✦ Finished the season with five tackles and one pass defended
- ✦ Made first start of his NFL career vs. New England in Week 15 and tallied three tackles (two solo)

TRANSACTIONS

- ✦ Signed a two-year deal with Pittsburgh on Mar. 15, 2021
- ✦ Activated from the Steelers Reserve/Injured list on Nov. 21, 2017
- ✦ Placed on Pittsburgh Reserve/Injured list on Sept. 4, 2017
- ✦ Signed a four-year deal with the Steelers on June 13, 2017
- ✦ Drafted by Pittsburgh with the first of two third-round selections (94th overall) of the 2017 NFL Draft

COLLEGE

- ✦ Started all 45 games played at Tennessee (2013-16)
- ✦ Totaled 127 tackles, 13 tackles for loss, seven interceptions, 30 pass breakups, three forced fumbles and three fumble recoveries
- ✦ His 30 pass breakups were a school record
- ✦ Added 657 punt return yards with three TD punt returns
- ✦ As a junior, led the nation in punt return average (18.7), and returned two punts for TDs, as he earned *Sporting News* First-Team All-America honors
- ✦ As a sophomore, named All-SEC Third Team by Phil Steele
- ✦ Earned Freshman All-SEC honors and was named Freshman All-American by Athlon Sports
- ✦ Graduated in 2016 with a degree in communication studies

PERSONAL

- ✦ Attended Jonesboro High School (Jonesboro, Ga.)
- ✦ Played cornerback, wide receiver and served as the return specialist
- ✦ As a senior, totaled 1,396 all-purpose yards with 19 total TDs, as he was named All-State by the *Atlanta Journal-Constitution* in Class 4A
- ✦ Added first-team all-county and all-area honors as a sophomore, junior and senior
- ✦ Also played baseball and basketball for three years
- ✦ Son of Dalton and Nedra Sutton
- ✦ Full name: Cameron Amir Sutton

CAMERON SUTTON'S NFL REGULAR SEASON DEFENSIVE STATISTICS

DATE	TEAM	GP	GS	TK	S	TACKLES					QBH	INTERCEPTIONS				O. FUMB				ST				MISC	
						A	TFL	YDS	SK	YDS		NO	YDS	LG	TD	PD	FF	FR	YDS	TK	S	A	FF	FR	S
2017	Steelers	5	1	5	4	1	0	0	0.0	0.0	0	0	0	0	0	1	0	0	0	0	0	0	0	0	0
2018	Steelers	15	1	19	18	1	0	0	0.0	0.0	2	1	0	0	0	3	0	0	0	3	2	1	1	0	0
2019	Steelers	16	0	16	13	3	2	2	1.0	1.0	1	1	26	26	0	5	0	0	0	0	0	0	0	0	0
2020	Steelers	16	6	29	26	3	1	4	1.0	0.0	0	1	0	0	0	8	3	1	0	1	1	0	0	0	0
NFL TOTALS		52	8	69	61	8	3	6	2.0	1.0	3	3	26	26	0	17	3	1	0	4	3	1	1	0	0

CAMERON SUTTON'S NFL POSTSEASON DEFENSIVE STATISTICS

		TACKLES										INTERCEPTIONS					O. FUMB			ST			MISC			
DATE	TEAM	GP	GS	TK	S	A	TFL	YDS	SK	YDS	QBH	NO	YDS	LG	TD	PD	FF	FR	YDS	TK	S	A	FF	FR	S	A
2017	Steelers	1	0	0	0	0	0	0.0	0.0	0.0	0	0	0	0	0	0	0	0	0	0	0	0	0	0	0	0
2020	Steelers	1	1	2	2	0	0	0	0.0	0.0	0	0	0	0	0	1	0	0	0	0	0	0	0	0	0	0
NFL TOTALS		2	1	2	2	0	0	0	0.0	0.0	0	0	0	0	0	1	0	0	0	0	0	0	0	0	0	0

SINGLE-GAME HIGHS: DEFENSIVE

Total Tackles	5 at Cincinnati Bengals, Oct 14, 2018	Tackles For Loss	1 vs. Cincinnati Bengals, Nov 15, 2020
	4 vs. Cincinnati Bengals, Nov 15, 2020		1 vs. Cleveland Browns, Dec 01, 2019
	...2 more at 4.		...1 more at 1.
Sacks	1.0 vs. Cleveland Browns, Oct 18, 2020	Interceptions	1 vs. Cleveland Browns, Oct 18, 2020
	1.0 vs. Cleveland Browns, Dec 01, 2019		1 at Los Angeles Chargers, Oct 13, 2019
Passes Defensed	3 at Los Angeles Chargers, Oct 13, 2019		...1 more at 1.
	2 at Buffalo Bills, Dec 13, 2020	Interception Return Yards	26 at Los Angeles Chargers, Oct 13, 2019
	...2 more at 2.	Special Teams Tackles	1 at Dallas Cowboys, Nov 08, 2020
Forced Fumbles	1 vs. Cincinnati Bengals, Nov 15, 2020		1 vs. Cincinnati Bengals, Dec 30, 2018
	1 at Dallas Cowboys, Nov 08, 2020		...2 more at 1.
	...1 more at 1.	Special Teams Forced Fumbles	1 vs. Kansas City Chiefs, Sep 16, 2018
Fumble Recoveries	1 at Buffalo Bills, Dec 13, 2020		

SINGLE-GAME HIGHS - POSTSEASON: DEFENSIVE

Total Tackles	2 vs. Cleveland Browns, Jan 10, 2021	Passes Defensed	1 vs. Cleveland Browns, Jan 10, 2021
---------------	--------------------------------------	-----------------	--------------------------------------

2017 GAME-BY-GAME REGULAR-SEASON STATISTICS (STEELERS)

DATE	OPPONENT	P/S	TACKLES							INTERCEPTIONS					O. FUMB			ST			MISC			W/L	SCORE		
			TK	S	A	SK	YDS	TFL	YDS	QBH	NO	YDS	LG	TD	PD	FF	FR	YDS	TK	S	A	FF	FR			S	A
11/26	Packers									DID NOT PLAY (NON-INJURY)																W	31-28
12/04	at Bengals	P	0	0	0	0.0	0.0	0	0	0	0	0	0	0	1	0	0	0	0	0	0	0	0	0	W	23-20	
12/10	Ravens	P	2	2	0	0.0	0.0	0	0	0	0	0	0	0	0	0	0	0	0	0	0	0	0	0	W	39-38	
12/17	Patriots	S	3	2	1	0.0	0.0	0	0	0	0	0	0	0	0	0	0	0	0	0	0	0	0	0	L	24-27	
12/25	at Texans	P	0	0	0	0.0	0.0	0	0	0	0	0	0	0	0	0	0	0	0	0	0	0	0	0	W	34-6	
12/31	Browns	P	0	0	0	0.0	0.0	0	0	0	0	0	0	0	0	0	0	0	0	0	0	0	0	0	W	28-24	
2017 TOTALS		5-1	5	4	1	0.0	0.0	0	0	0	0	0	0	0	1	0	0	0	0	0	0	0	0	0	5-1		

2018 GAME-BY-GAME REGULAR-SEASON STATISTICS (STEELERS)


DATE	OPPONENT	P/S	TACKLES							INTERCEPTIONS					O. FUMB			ST			MISC			W/L/T	SCORE	
			TK	S	A	SK	YDS	TFL	YDS	QBH	NO	YDS	LG	TD	PD	FF	FR	YDS	TK	S	A	FF	FR			S
09/09	at Browns	P	2	2	0	0.0	0.0	0	0	0	1	0	0	0	2	0	0	0	0	0	0	0	0	0	T	21-21
09/16	Chiefs	S	2	2	0	0.0	0.0	0	0	0	0	0	0	0	0	0	0	1	1	0	1	0	0	0	L	37-42
09/24	at Buccaneers	P	0	0	0	0.0	0.0	0	0	0	0	0	0	0	0	0	0	0	0	0	0	0	0	0	W	30-27
09/30	Ravens	P	3	3	0	0.0	0.0	0	0	0	0	0	0	0	0	0	0	0	0	0	0	0	0	0	L	14-26
10/07	Falcons	P	4	4	0	0.0	0.0	0	0	0	0	0	0	0	0	0	0	1	1	0	0	0	0	0	W	41-17
10/14	at Bengals	P	5	5	0	0.0	0.0	0	0	0	0	0	0	0	1	0	0	0	0	0	0	0	0	0	W	28-21
10/28	Browns	P	0	0	0	0.0	0.0	0	0	0	0	0	0	0	0	0	0	0	0	0	0	0	0	0	W	33-18
11/04	at Ravens	P	0	0	0	0.0	0.0	0	0	0	0	0	0	0	0	0	0	0	0	0	0	0	0	0	W	23-16
11/08	Panthers	P	0	0	0	0.0	0.0	0	0	0	0	0	0	0	0	0	0	0	0	0	0	0	0	0	W	52-21
11/18	at Jaguars	P	0	0	0	0.0	0.0	0	0	0	0	0	0	0	0	0	0	0	0	0	0	0	0	0	W	20-16
11/25	at Broncos	P	0	0	0	0.0	0.0	0	0	0	0	0	0	0	0	0	0	0	0	0	0	0	0	0	L	17-24
12/02	Chargers										INACTIVE														L	30-33
12/09	at Raiders	P	0	0	0	0.0	0.0	0	0	0	0	0	0	0	0	0	0	0	0	0	0	0	0	0	L	21-24
12/16	Patriots	P	2	1	1	0.0	0.0	0	0	0	0	0	0	0	0	0	0	0	0	0	0	0	0	0	W	17-10
12/23	at Saints	P	0	0	0	0.0	0.0	0	0	0	0	0	0	0	0	0	0	0	0	0	0	0	0	0	L	28-31
12/30	Bengals	P	1	1	0	0.0	0.0	0	0	2	0	0	0	0	0	0	0	1	0	1	0	0	0	0	W	16-13
2018 TOTALS		15-1	19	18	1	0.0	0.0	0	0	2	1	0	0	0	3	0	0	0	3	2	1	1	0	0	0	9-6-1

[illegible]

+ - Overtime

DATE	OPPONENT	P/S	TACKLES							INTERCEPTIONS				O. FUMB			ST			MISC		W/L	SCORE		
			TK	S	A	SK	YDS	TFL	YDS	QBH	NO	YDS	LG	TD	PD	FF	FR	YDS	TK	S	A			FF	FR
09/14	at Giants	P	1	0	1	0.0	0.0	0	0	0	0	0	0	0	0	0	0	0	0	0	0	0	0	W	26-16
09/20	Broncos	P	1	0	1	0.0	0.0	0	0	0	0	0	0	0	0	0	0	0	0	0	0	0	W	26-21	
09/27	Texans	P	0	0	0	0.0	0.0	0	0	0	0	0	0	0	0	0	0	0	0	0	0	0	W	28-21	
10/11	Eagles	P	0	0	0	0.0	0.0	0	0	0	0	0	0	0	0	0	0	0	0	0	0	0	W	38-29	
10/18	Browns	P	2	2	0	1.0	0.0	0	0	0	1	0	0	0	0	0	0	0	0	0	0	0	W	38-7	
10/25	at Titans	P	4	4	0	0.0	0.0	0	0	0	0	0	2	0	0	0	0	0	0	0	0	0	W	27-24	
11/01	at Ravens	P	2	2	0	0.0	0.0	0	0	0	0	0	0	1	0	0	0	0	0	0	0	0	W	28-24	
11/08	at Cowboys	S	3	3	0	0.0	0.0	0	0	0	0	0	0	1	0	0	1	1	0	0	0	0	W	24-19	
11/15	Bengals	S	4	4	0	0.0	0.0	1	4	0	0	0	0	1	0	0	0	0	0	0	0	0	W	36-10	
11/22	at Jaguars	P	3	2	1	0.0	0.0	0	0	0	0	0	1	0	0	0	0	0	0	0	0	0	W	27-3	
12/02	Ravens	P	1	1	0	0.0	0.0	0	0	0	0	0	0	0	0	0	0	0	0	0	0	0	W	19-14	
12/07	Washington	S	3	3	0	0.0	0.0	0	0	0	0	0	1	0	0	0	0	0	0	0	0	0	L	17-23	
12/13	at Bills	S	2	2	0	0.0	0.0	0	0	0	0	0	2	0	1	0	0	0	0	0	0	0	L	15-26	
12/21	at Bengals	P	0	0	0	0.0	0.0	0	0	0	0	0	1	0	0	0	0	0	0	0	0	0	L	17-27	
12/27	Colts	S	1	1	0	0.0	0.0	0	0	0	0	0	0	0	0	0	0	0	0	0	0	0	W	28-24	
01/03	at Browns	S	2	2	0	0.0	0.0	0	0	0	0	0	0	0	0	0	0	0	0	0	0	0	L	22-24	
2020 TOTALS			16-6	29	26	3	1.0	0.0	1	4	0	1	0	0	0	8	3	1	0	1	1	0	0	0	12-4

[illegible][illegible]



67

CALVIN TAYLOR DEFENSIVE END

HEIGHT: 6-9	BIRTHPLACE: Orangeburg, SC
WEIGHT: 310	HOW ACQUIRED: UDFA '20
COLLEGE: Kentucky	NFL EXPERIENCE: 1st year
BORN: Dec. 31, 1999 (51)	

PRO CAREER

- ✦ Has yet to make NFL debut

2020 (STEELERS)

- ✦ Spent training camp with Pittsburgh and had a stint on the Steelers practice squad

TRANSACTIONS


- ✦ Signed Reserve/Future contract with Pittsburgh on Jan. 14, 2021
- ✦ Signed to the Steelers practice squad on Sept. 25, 2020
- ✦ Waived by Pittsburgh on Sept. 5, 2020
- ✦ Signed by the Steelers as an undrafted free agent on Apr. 26, 2020

COLLEGE

- ✦ Saw action in 40 games with 22 consecutive starts for Kentucky (2015-19)
- ✦ Joined the team as an offensive lineman, but played defensive tackle for his first two seasons before moving to defensive end for his junior and senior seasons
- ✦ Finished his collegiate career with 85 tackles, 16.5 tackles for loss, 10.5 sacks, five pass breakups, three quarterback pressures, three forced fumbles and one fumble recovery
- ✦ Part of a senior class that won 32 games, the most wins for UK in a four-year span since 1949-52, when Paul "Bear" Bryant coached the Wildcats
- ✦ Helped UK advance to four consecutive bowl appearances and back-to-back bowl wins for the first time since the 2007 Music City Bowl and 2009 Liberty Bowl
- ✦ As a senior in 2019, registered 36 tackles, 9.5 tackles for loss (tied for second on the team), a team-high 8.5 sacks, four pass breakups, a team-high three forced fumbles and two quarterback pressures
- ✦ Named Third-Team All-SEC in 2019
- ✦ His 8.5 sacks in 2019 ranked seventh in single-season school history at the time
- ✦ Ranked 10th nationally and tied for first in the SEC in forced fumbles
- ✦ Saw action in all 13 games as a junior in 2018, starting the last nine
- ✦ Recorded 26 tackles (19 solo), 1.0 sack, one pass breakup and one fumble recovery
- ✦ As a sophomore in 2017, saw action in 11 games, earning his first start in the Music City Bowl
- ✦ Recorded 22 tackles, one tackle for loss and one quarterback hit
- ✦ Saw action in four games as a redshirt freshman in 2016
- ✦ Took a redshirt as a true freshman in 2015
- ✦ Graduated in May of 2019 with a degree in agricultural economics

PERSONAL

- ✦ Three-year starter at Augusta (Ga.) Christian High School
- ✦ Played defensive end and left tackle on offense
- ✦ Named All-Central Savannah River Area team as a senior
- ✦ As a senior, collected 46 tackles, seven tackles for loss, 2.0 sacks and one fumble recovery
- ✦ Helped his team to a state championship his sophomore season
- ✦ Four-year letterman in basketball
- ✦ Won a state championship his junior year
- ✦ Named all-state and all-region in basketball
- ✦ Son of Deborah Nickens and Calvin Taylor Sr.
- ✦ Full name: Calvin Taylor Jr.



STEPHON TUITT

(Steffon Too-It)

DEFENSIVE END

HEIGHT: 6-6	BIRTHPLACE: Miami, FL
WEIGHT: 303	HOW ACQUIRED: D2 '14
COLLEGE: Notre Dame	NFL EXPERIENCE: 8th year
BORN: May, 23, 1993 (28)	

PRO CAREER

- Has played in 91 games (79 starts) over his seven-year NFL career
- Registered 246 tackles, 93 quarterback hits, 48 tackles for loss, 34.5 sacks, 13 passes defended, six forced fumbles and one interception
- Entering 2021, has the fourth-most sacks (34.5) in franchise history among defensive linemen since the stat became official in 1982
- Entering 2021, has the 13th-most sacks (34.5) in franchise history since the stat became official in 1982
- Entering 2021, has registered six multi-sack games in his NFL regular-season career, which ranks tied for third in franchise history among defensive linemen since the stat became official in 1982
- 2020 Ed Block Courage Award recipient

2020 (STEELERS)

- Played in 15 regular-season games (15 starts)
- Posted career-highs in sacks (11.0), tackles for loss (10) and quarterback hits (25)
- His 11.0 sacks and 25 quarterback hits ranked eighth and tied for eighth in the League, respectively
- Pittsburgh was the only team in the NFL with two players that registered at least 11.0 sacks in 2020 (T.J. Watt, 15.0; Tuitt, 11.0)
- Watt and Tuitt are the third pair of Steelers teammates to register at least 11.0 sacks in the same season
- Pittsburgh and Tampa Bay were the only teams in the NFL with three players that registered at least 8.0 sacks in 2020 (Watt, 15.0; Tuitt, 11.0; Bud Dupree, 8.0)
- Registered five tackles (two solo), three quarterback hits, one tackle for loss and 1.5 sacks in Week 5 vs. Philadelphia (marked the fifth multi-sack game of his career)
- Tallied 2.0 sacks of QB Lamar Jackson, marking the sixth multi-sack game of his career (1.5+ sacks) and fourth game of his career with 2.0+ sacks in Week 8 at Baltimore; also notched three tackles for loss for the second time in his career and registered seven tackles (six solo) and three quarterback hits
- Finished with two tackles (two solo), two quarterback hits, 1.0 sack, one TFL and one pass defended in Week 16 vs. Indianapolis

2019 (STEELERS)

- Played in six regular-season games (six starts)
- Placed on Reserve/Injured List following Week 6
- Registered a single-game career-high 2.5 sacks in Week 2 vs. Seattle
- Recorded seven tackles (six solo), and added 1.0 sack of Jimmy Garoppolo in the first quarter of Week 3

2018 (STEELERS)

- Played in 14 regular-season games (14 starts)
- Recorded 45 tackles (27 solo), 5.5 sacks, four passes defended and a career-high 20 quarterback hits
- Registered team-high seven tackles (three solo), including 1.0 sack and one tackle for loss in Week 8 vs. Cleveland
- Recorded sacks in three consecutive games (Weeks 6, 8-9)
- Registered three tackles (two solo), two tackles for losses, one quarterback hit and one pass defended in Week 14 at Oakland

2017 (STEELERS)

- Played in 12 regular-season games (12 starts)
- Recorded 25 tackles, 3.0 sacks, 12 quarterback hits, two passes defended and one forced fumble
- Inactive with injury (Weeks 2-3, Week 7-8)

2016 (STEELERS)

- Played in 14 regular-season games (14 starts)
- Inactive due to injury (Weeks 16-17)
- Named AFC Defensive Player of the Week for his Week 11 performance at Cleveland
- Recorded 2.0 sacks and added a season-high six tackles vs. Browns
- Finished third on the team with 4.0 sacks during the regular season
- Started all three postseason contests, recording one fumble recovery
- Forced a single-game career-high two fumbles in Week 4 vs. Kansas City and became the first Steelers defensive lineman with two forced fumbles in a game since 2002 (Casey Hampton, Week 16 at Tampa Bay)

2015 (STEELERS)

- Played in 14 regular-season games (14 starts)
- Inactive due to injury (Weeks 7-8)
- Set single-season career-highs in tackles (54) and sacks (6.5) during the regular season
- Started both postseason contests
- Recorded his first career multi-sack game in Week 2 vs. San Francisco (1.5)
- Registered sacks in three consecutive games (Weeks 2-4)
- Recorded a career-high 10 tackles in Week 4 vs. Baltimore
- Picked off QB Andy Dalton on Cincinnati's first drive in Week 14
- Marked his first career interception and the first interception by a Steelers' defensive end since Brett Keisel in 2014
- Fifth Pittsburgh defensive end to record an interception against Cincinnati
- Recorded his second career multi-sack game (2.0) in Week 17 at Cleveland

2014 (STEELERS)

- ✦ Played in 16 regular-season games (four starts, Weeks 14-17)
- ✦ Made his NFL debut in Week 1 vs. Cleveland
- ✦ Made his NFL starting debut in Week 14 at Cincinnati
- ✦ Recorded his first career forced fumble on RB Jamaal Charles that was recovered by LB Vince Williams in Week 16 vs. Kansas City (also registered his first career sack at the two-minute warning in the fourth quarter)

TRANSACTIONS

- ✦ Signed a five-year contract extension with Pittsburgh on Sept. 9, 2017
- ✦ Signed a four-year contract with the Steelers on June 18, 2014
- ✦ Drafted by Pittsburgh in the second round (46th overall) of the 2014 NFL Draft

COLLEGE

- ✦ Played in 35 games (29 starts) at Notre Dame (2011-13)
- ✦ Finished with 127 tackles, 25.0 tackles for loss, 21.5 sacks and 27 quarterback pressures
- ✦ Caused four fumbles and recovered another that he returned 77 yards for a TD
- ✦ Deflected four passes, intercepted another in the end zone for a TD and blocked one kick
- ✦ His 21.5 sacks ranked fourth in school history at the time of his departure
- ✦ His 77-yard fumble return for a TD vs. Navy in 2012 was the second-longest in school history at the time of his departure
- ✦ Recipient of the Notre Dame Moose Krause Lineman of the Year in 2013
- ✦ As a sophomore in 2012, named All-American first-team by ESPN.com, Athlon Sports, *Sports Illustrated* and CBS Sports, adding second-team accolades from the Walter Camp Foundation, the Associated Press and *The Sporting News*, along with honorable mention honors from *Pro Football Weekly*
- ✦ Majored in anthropology

PERSONAL

- ✦ Attended Monroe Area High School (Monroe, Ga.)
- ✦ Named Georgia Class 3A all-state first team by the *Atlanta Journal-Constitution* in 2010
- ✦ One of four Georgia players to be named to All-Southern team by the *Orlando Sentinel* as a defensive end
- ✦ Led Monroe High School to an 11-2 record and a third-round appearance in the Georgia Class AAA state playoffs during his senior season, after the team had finished a combined 0-20 the previous two seasons
- ✦ Received first-team all-Georgia Region 8-AAA accolades after he posted 56 tackles, 24.0 tackles for loss, 10.0 sacks, four forced fumbles and two fumble recoveries
- ✦ Closed out his career by playing in U.S. Army All-American Bowl in San Antonio and in the Team USA vs. The World All-Star Game in Austin, Texas
- ✦ Son of Tamara Tuitt
- ✦ Married to Brittany with sons, Payne, and Solomon
- ✦ Full name: Stephon Jakiel Tuitt

STEPHON TUITT'S NFL REGULAR SEASON DEFENSIVE STATISTICS

TACKLES											INTERCEPTIONS				O. FUMB				ST				MISC.			
DATE	TEAM	GP	GS	TK	S	A	TFL	YDS	SK	YDS	QBH	NO	YDS	LG	TD	PD	FF	FR	YDS	TK	S	A	FF	FR	S	A
2014	Steelers	16	4	17	11	6	1	4	1.0	4.0	3	0	0	0	0	1	0	0	0	0	0	0	0	0	0	0
2015	Steelers	14	14	54	39	15	8	37	6.5	38.0	12	1	3	3	0	1	0	0	0	0	0	0	0	0	0	0
2016	Steelers	14	14	38	29	9	8	36	4.0	30.0	14	0	0	0	0	3	2	0	0	0	0	0	0	0	0	0
2017	Steelers	12	12	25	19	6	8	37	3.0	22.0	12	0	0	0	0	2	1	0	0	0	0	0	0	0	0	0
2018	Steelers	14	14	45	27	18	7	57	5.5	45.5	20	0	0	0	0	4	0	0	0	0	0	0	0	0	0	0
2019	Steelers	6	6	22	18	4	6	23	3.5	24.0	7	0	0	0	0	0	0	0	0	0	0	0	0	0	0	0
2020	Steelers	15	15	45	33	12	10	48	11.0	63.5	25	0	0	0	0	3	2	0	0	0	0	0	0	0	0	0
NFL TOTALS		91	79	246	176	70	48	242	34.5	227.0	93	1	3	3	0	13	6	0	0	0	0	0	0	0	0	0

STEPHON TUITT'S NFL POSTSEASON DEFENSIVE STATISTICS

DATE	TEAM	GP	GS	TK	S	TACKLES					YDS	SK	YDS	QBH	INTERCEPTIONS				LG	TD	O. FUMB			ST				MISC.			
						A	TFL	YDS	SK	NO					YDS	LG	TD	PD			FF	FR	YDS	TK	S	A	FF	FR	S	A	
2014	Steelers	1	1	2	2	0	0	0	0.0	0.0	0	0	0	0	0	0	0	0	0	0	0	0	0	0	0	0	0	0	0	0	
2015	Steelers	2	2	7	3	4	1	1	0.0	0.0	1	0	0	0	0	0	0	0	0	0	0	0	0	0	0	0	0	0	0	0	
2016	Steelers	3	3	6	4	2	1	2	0.0	0.0	3	0	0	0	0	0	0	0	1	0	0	0	0	0	0	0	0	0	0	0	
2017	Steelers	1	1	3	2	1	0	0	0.0	0.0	1	0	0	0	0	0	0	0	0	0	0	0	0	0	0	0	0	0	0	0	
2020	Steelers	1	1	6	4	2	0	0	0.0	0.0	0	0	0	0	0	0	0	0	0	0	0	0	0	0	0	0	0	0	0	0	
NFL TOTALS		8	8	24	15	9	2	3	0.0	0.0	5	0	0	0	0	0	0	0	2	0	0	0	0	0	0	0	0	0	0	0	0

SINGLE-GAME HIGHS: DEFENSIVE

Total Tackles	10 vs. Baltimore Ravens, Oct 01, 2015 9 at Baltimore Ravens, Nov 01, 2020	Tackles For Loss	3 at Baltimore Ravens, Nov 01, 2020 3 at Indianapolis Colts, Nov 12, 2017
Sacks	2.5 vs. Seattle Seahawks, Sep 15, 2019 2.0 at Baltimore Ravens, Nov 01, 2020 ...2 more at 2.0.	Interceptions	1 at Cincinnati Bengals, Dec 13, 2015
Passes Defensed	1 vs. Indianapolis Colts, Dec 27, 2020 1 at Jacksonville Jaguars, Nov 22, 2020 ...11 more at 1.	Interception Return Yards	3 at Cincinnati Bengals, Dec 13, 2015
Forced Fumbles	2 vs. Kansas City Chiefs, Oct 02, 2016 1 at Jacksonville Jaguars, Nov 22, 2020 ...3 more at 1.		

SINGLE-GAME HIGHS - POSTSEASON: DEFENSIVE

Total Tackles 6 vs. Cleveland Browns, Jan 10, 2021
 4 vs. Miami Dolphins, Jan 08, 2017
 4 at Denver Broncos, Jan 17, 2016
 3 vs. Jacksonville Jaguars, Jan 14, 2018
 3 at Cincinnati Bengals, Jan 09, 2016
 Fumble Recoveries 1 vs. Miami Dolphins, Jan 08, 2017
 1 vs. Baltimore Ravens, Jan 03, 2015

Tackles For Loss 1 at New England Patriots, Jan 22, 2017
 1 at Denver Broncos, Jan 17, 2016

2014 GAME-BY-GAME REGULAR-SEASON STATISTICS (STEELERS)

DATE	OPPONENT	P/S	TACKLES							INTERCEPTIONS				O. FUMB			ST				MISC		W/L	SCORE		
			TK	S	A	SK	YDS	TFL	YDS	QBH	NO	YDS	LG	TD	PD	FF	FR	YDS	TK	S	A	FF			FR	S
09/07	Browns	P	0	0	0	0.0	0.0	0	0	0	0	0	0	0	0	0	0	0	0	0	0	0	0	0	W	30-27
09/11	at Ravens	P	1	0	1	0.0	0.0	0	0	0	0	0	0	0	0	0	0	0	0	0	0	0	0	0	L	6-26
09/21	at Panthers	P	0	0	0	0.0	0.0	0	0	0	0	0	0	0	0	0	0	0	0	0	0	0	0	0	W	37-19
09/28	Buccaneers	P	0	0	0	0.0	0.0	0	0	0	0	0	0	0	0	0	0	0	0	0	0	0	0	0	L	24-27
10/05	at Jaguars	P	0	0	0	0.0	0.0	0	0	0	0	0	0	0	0	0	0	0	0	0	0	0	0	0	W	17-9
10/12	at Browns	P	1	0	1	0.0	0.0	0	0	0	0	0	0	0	0	0	0	0	0	0	0	0	0	0	L	10-31
10/20	Texans	P	0	0	0	0.0	0.0	0	0	0	0	0	0	0	0	0	0	0	0	0	0	0	0	0	W	30-23
10/26	Colts	P	0	0	0	0.0	0.0	0	0	0	0	0	0	0	0	0	0	0	0	0	0	0	0	0	W	51-34
11/02	Ravens	P	2	1	1	0.0	0.0	0	0	0	0	0	0	0	0	0	0	0	0	0	0	0	0	0	W	43-23
11/09	at Jets	P	1	0	1	0.0	0.0	0	0	0	0	0	0	0	0	0	0	0	0	0	0	0	0	0	L	13-20
11/17	at Titans	P	0	0	0	0.0	0.0	0	0	0	0	0	0	0	0	0	0	0	0	0	0	0	0	0	W	27-24
11/30	Saints	P	1	1	0	0.0	0.0	0	0	0	0	0	0	0	0	0	0	0	0	0	0	0	0	0	L	32-35
12/07	at Bengals	S	2	1	1	0.0	0.0	0	0	1	0	0	0	0	0	0	0	0	0	0	0	0	0	0	W	42-21
12/14	at Falcons	S	3	2	1	0.0	0.0	0	0	0	0	0	0	0	0	0	0	0	0	0	0	0	0	0	W	27-20
12/21	Chiefs	S	3	3	0	1.0	4.0	1	4	1	0	0	0	0	1	0	0	0	0	0	0	0	0	0	W	20-12
12/28	Bengals	S	3	3	0	0.0	0.0	0	0	0	0	0	0	0	0	0	0	0	0	0	0	0	0	0	W	27-17
2014 TOTALS			16-4	17	11	6	1.0	4.0	1	4	3	0	0	0	0	1	0	0	0	0	0	0	0	0	11-5	

2015 GAME-BY-GAME REGULAR-SEASON STATISTICS (STEELERS)

DATE	OPPONENT	P/S	TACKLES								INTERCEPTIONS				O. FUMB			ST				MISC		W/L	SCORE
			TK	S	A	SK	YDS	TFL	YDS	QBH	NO	YDS	LG	TD	PD	FF	FR	YDS	TK	S	A	FF	FR		
09/10	at Patriots	S	1	0	1	0.0	0.0	0	0	1	0	0	0	0	0	0	0	0	0	0	0	0	0	L	21-28
09/20	49ers	S	4	2	2	1.5	7.0	1	4	3	0	0	0	0	0	0	0	0	0	0	0	0	0	W	43-18
09/27	at Rams	S	7	5	2	1.0	2.0	2	3	1	0	0	0	0	0	0	0	0	0	0	0	0	0	W	12-6
10/01	Ravens	S	10	10	0	1.0	5.0	2	6	1	0	0	0	0	0	0	0	0	0	0	0	0	0	L	20-23
10/12	at Chargers	S	4	3	1	0.0	0.0	0	0	0	0	0	0	0	0	0	0	0	0	0	0	0	0	W	24-20
10/18	Cardinals	S	1	1	0	0.0	0.0	0	0	0	0	0	0	0	0	0	0	0	0	0	0	0	0	W	25-13
10/25	at Chiefs										INACTIVE													L	13-23
11/01	Bengals										INACTIVE													L	10-16
11/08	Raiders	S	3	2	1	0.0	0.0	0	0	1	0	0	0	0	0	0	0	0	0	0	0	0	0	W	38-35
11/15	Browns	S	2	2	0	1.0	8.0	1	8	1	0	0	0	0	0	0	0	0	0	0	0	0	0	W	30-9
11/29	at Seahawks	S	4	2	2	0.0	0.0	0	0	0	0	0	0	0	0	0	0	0	0	0	0	0	0	L	30-39
12/06	Colts	S	1	0	1	0.0	0.0	0	0	0	0	0	0	0	0	0	0	0	0	0	0	0	0	W	45-10
12/13	at Bengals	S	2	1	1	0.0	0.0	0	0	0	1	3	3	0	1	0	0	0	0	0	0	0	0	W	33-20
12/20	Broncos	S	5	5	0	0.0	0.0	0	0	0	0	0	0	0	0	0	0	0	0	0	0	0	0	W	34-27
12/27	at Ravens	S	6	3	3	0.0	0.0	0	0	1	0	0	0	0	0	0	0	0	0	0	0	0	0	L	17-20
01/03	at Browns	S	4	3	1	2.0	16.0	2	16	3	0	0	0	0	0	0	0	0	0	0	0	0	0	W	28-12
2015 TOTALS			14-14	54	39	15	6.5	38.0	8	37	12	1	3	3	0	1	0	0	0	0	0	0	0	10-6	


+ - Overtime

2016 GAME-BY-GAME REGULAR-SEASON STATISTICS (STEELERS)

DATE	OPPONENT	P/S	TACKLES							INTERCEPTIONS				O. FUMB			ST				MISC		W/L	SCORE		
			TK	S	A	SK	YDS	TFL	YDS	QBH	NO	YDS	LG	TD	PD	FF	FR	YDS	TK	S	A	FF			FR	S
09/12	at Washington	S	1	0	1	0.0	0.0	0	0	1	0	0	0	0	0	0	0	0	0	0	0	0	0	0	W	38-16
09/18	Bengals	S	4	3	1	0.0	0.0	0	0	1	0	0	0	0	0	0	0	0	0	0	0	0	0	0	W	24-16
09/25	at Eagles	S	5	5	0	0.0	0.0	1	3	0	0	0	0	0	0	0	0	0	0	0	0	0	0	0	L	3-34
10/02	Chiefs	S	2	2	0	0.0	0.0	0	0	0	0	0	0	1	2	0	0	0	0	0	0	0	0	0	W	43-14
10/09	Jets	S	3	2	1	0.0	0.0	0	0	0	0	0	0	0	0	0	0	0	0	0	0	0	0	0	W	31-13
10/16	at Dolphins	S	4	4	0	0.0	0.0	0	0	1	0	0	0	0	0	0	0	0	0	0	0	0	0	0	L	15-30
10/23	Patriots	S	2	2	0	0.0	0.0	0	0	0	0	0	0	0	0	0	0	0	0	0	0	0	0	0	L	16-27
11/06	at Ravens	S	3	2	1	0.0	0.0	2	2	2	0	0	0	0	0	0	0	0	0	0	0	0	0	0	L	14-21
11/13	Cowboys	S	3	2	1	1.0	12.0	1	12	1	0	0	0	0	0	0	0	0	0	0	0	0	0	0	L	30-35
11/20	at Browns	S	5	4	1	2.0	14.0	2	14	4	0	0	0	0	0	0	0	0	0	0	0	0	0	0	W	24-9
11/24	at Colts	S	2	0	2	0.0	0.0	0	0	3	0	0	0	0	0	0	0	0	0	0	0	0	0	0	W	28-7
12/04	Giants	S	1	0	1	0.0	0.0	0	0	0	0	0	0	1	0	0	0	0	0	0	0	0	0	0	W	24-14
12/11	at Bills	S	2	2	0	1.0	4.0	2	5	1	0	0	0	1	0	0	0	0	0	0	0	0	0	0	W	27-20
12/18	at Bengals	S	1	1	0	0.0	0.0	0	0	0	0	0	0	0	0	0	0	0	0	0	0	0	0	0	W	24-20
12/25	Ravens										INACTIVE														W	31-27
01/01	Browns										INACTIVE														W	27-24+
2016 TOTALS			14-14	38	29	9	4.0	30.0	8	36	14	0	0	0	0	3	2	0	0	0	0	0	0	0	0	11-5

+ - Overtime

[illegible][illegible][illegible][illegible][illegible]



51

TRA TURNER

GUARD

HEIGHT: 6-3

WEIGHT: 315


COLLEGE: Louisiana State

BORN: Jun. 14, 1993 (28)

BIRTHPLACE: New Orleans, LA

HOW ACQUIRED: FA '21

NFL EXPERIENCE: 8th year



'15 '16 '17 '18 '19

PRO CAREER

- Has played in 93 games (89 starts) over his seven-year NFL career (Panthers 2014-19; L.A. Chargers 2020)
- Has played in six postseason games (six starts) over his seven-year NFL career (Panthers 2014-15, 2017)
- Made NFL debut in Week 1 of 2014 at Tampa Bay
- Made NFL starting debut in Week 5 of 2014 vs. Chicago
- Selected to five straight Pro Bowls (2015-19)
- One of just three active offensive linemen in the NFL to accomplish the feat
- Blocked for a pair of 1,000-yard rushing seasons (Christian McCaffrey; 2018, 2019) and 19 100-yard rushing performances
- Protected signal callers that have thrown for at least 3,000 yards in seven straight seasons, including three campaigns with 3,500 yards or more, and 21 300-yard passing games
- Blocked on a line in 2015 for the NFL's top-scoring offense and NFL MVP Cam Newton to lead Carolina to be NFC Champions and an appearance in Super Bowl 50

2020 (CHARGERS)

- Played in nine regular-season games (nine starts), including each of the final eight outings for the Bolts
- Made his Chargers season debut in Week 2 against Kansas City, before a stretch of inactive listings due to injury
- Protected AP Offensive Rookie of the Year Justin Herbert during his historic, record-setting rookie campaign
- With the help of his protection, Herbert earned NFL Rookie of the Month honors for both October and November, setting a plethora of League rookie records
- Helped protect for Justin Herbert as the rookie threw for a career-high 366 passing yards, logging three passing TDs in Week 11 vs. N.Y. Jets
- Did not miss an offensive snap in Week 12 at Buffalo and helped protect Justin Herbert as the rookie threw for over 300 yards for the sixth time this season, tying the NFL rookie record for most 300-yard passing performances in a season
- Protected for Justin Herbert in Week 16 vs. Denver as the rookie signal-caller became just the fourth rookie QB in the Super Bowl era (since 1966) to produce game-winning drives in three consecutive games
- Protected for Justin Herbert and contributed to an offensive unit that produced over 400 net yards and 35 points, as Justin Herbert accounted for four total TDs to set the League record for most total TDs by a rookie (36) in Week 17 at Kansas City
- Helped Herbert become the first rookie QB to defeat the Chiefs at Arrowhead Stadium since 2012

2019 (PANTHERS)

- Played in 13 regular-season games (13 starts) at right guard
- Selected to his fifth Pro Bowl
- Helped block for undrafted rookie QB Kyle Allen to throw for over 3,000 yards
- Paved the way for RB Christian McCaffrey to eclipse 1,000 yards rushing and receiving – the third player in League history to accomplish the feat
- Returned from a three-week absence due to injury to help block for McCaffrey to register three-straight 100-yard rushing performances

2018 (PANTHERS)

- Played in 13 regular-season games (13 starts) at right guard
- Selected to his fourth Pro Bowl
- Blocked for an offense that ranked fourth in the NFL with 133.5 rushing yards-per-game
- Part of a line that blocked for the offense to eclipse 100 rushing yards in nine games
- Paved the way for RB Christian McCaffrey to rush for 1,098 yards and seven TDs on 219 attempts (5.0 avg.)
- Protected QB Cam Newton to register his eighth-straight 3,000-yard passing season
- Blocked for QB Cam Newton to complete a season-high 83.3 percent of his passes (25 of 30) and zero sacks and Christian McCaffrey totaled 125 rushing yards and 112 receiving as the offense totaled a season-high 476 yards in Week 12 vs. Seattle

2017 (PANTHERS)

- Played in 13 regular-season games (13 starts) at right guard
- Selected to his third Pro Bowl
- Blocked for the offense to post a game with over 500 yards of offense and nine games with at least 100 rushing yards
- Protected QB Cam Newton to post a pair of 300-yard games
- Started the team's lone playoff game helping the offense post 413 yards
- Paved the way for the offense to total 444 yards and for QB Cam Newton to throw for three TDs in his first 300-yard performance of the season in Week 4 at New England
- Part of a line that blocked for the offense to register 548 yards of offense, including 294 on the ground – both season highs, and RB Jonathan Stewart finished with 110 rushing yards on 17 attempts (6.5 avg.) in Week 10 vs. Miami
- Blocked for QB Cam Newton to throw for 349 yards while RB Christian McCaffrey eclipsed 100 yards receiving vs. New Orleans in NFC Wild Card

2016 (PANTHERS)

- Played in 16 regular-season games (16 starts), including 12 at right guard and four at left guard
- Selected to his second Pro Bowl
- Blocked on a line that paved the way for a rushing attack to eclipse 100 yards in 11 games, including three-straight to open the season and four-straight to close it
- QB Cam Newton topped 3,500 yards for the fourth time in his career
- Part of an offense that topped 500 yards and set season highs with 176 rushing yards and 353 passing yards, and protected QB Cam Newton to throw for four TDs while the line allowed just one sack for Newton to post a 111.8 passer rating in Week 2 vs. San Francisco

2015 (PANTHERS)

- ✦ Played in 16 regular-season games (16 starts) at right guard
- ✦ Selected to his first Pro Bowl
- ✦ Blocked for the NFL's top offense and QB Cam Newton to win the league MVP award by throwing for 3,837 yards and 35 TDs, and running for another 10 scores
- ✦ Blocked on a line that won 15 games in the regular season, topping 30 points eight times and 20 points in all 15 wins
- ✦ The offense ranked No. 2 in rushing, averaging 142.6 yards/game
- ✦ Paved the way for 100-plus rushing yards in every regular-season and postseason game
- ✦ Started all three postseason games for a unit that eclipsed 30 points in two playoff contests
- ✦ Paved the way for the offense to set a season high with 204 rushing yards and to average 6.2 yards/attempt in Week 7 vs. Philadelphia
- ✦ Blocked for QB Cam Newton to total 100 rushing yards and 340 passing yards with five passing TDs in Week 15 at N.Y. Giants
- ✦ Helped the team score 49 points, the second-best performance in a conference championship since the NFL-AFL merger in 1970, and blocked for an offense that totaled 476 yards, the second-best postseason yardage in team annals, in NFC Championship vs. Arizona
- ✦ Started at left guard in Super Bowl 50 vs. Denver

2014 (PANTHERS)

- ✦ Played in 13 regular-season games (nine starts) at right guard
- ✦ Blocked for an offense to post the third-most single-game rushing yards in team annals at division-rival New Orleans in December
- ✦ Protected QB Cam Newton to total 23 TDs (18 passing, five rushing)
- ✦ Started both postseason games at right guard
- ✦ Made NFL debut in Week 1 at Tampa Bay
- ✦ Made NFL starting debut in Week 5 vs. Chicago
- ✦ Paved the way for an offense to post season highs in total yards (497) and rushing yards (271) in Week 14 at New Orleans
- ✦ The 271 rushing yards were the third-most in a single game by a Panthers offense in history at the time
- ✦ Made his NFL postseason debut, starting at right guard, vs. Arizona in NFC Wild Card and blocked for the offense to post 188 rushing yards as RB Jonathan Stewart posted 123 on his own

TRANSACTIONS

- ✦ Signed a one-year deal with Pittsburgh on June 24, 2021
- ✦ Waived by L.A. Chargers on Mar. 12, 2021
- ✦ Traded to the Chargers from Carolina for Russell Okung on Mar. 4, 2020
- ✦ Signed a four-year contract extension with the Panthers on July 20, 2017
- ✦ Signed a four-year contract with Carolina on June 5, 2014
- ✦ Drafted by the Panthers in the third round (92nd overall) of the 2014 NFL Draft

COLLEGE

- ✦ Played two seasons (2012-13) at LSU, redshirting in 2011
- ✦ Played in 25 career games (20 starts)
- ✦ Earned second-team All-Southeastern Conference honors as a sophomore from The Associated Press when he helped pave the way for RB Jeremy Hill to post 1,400 rushing yards on the season, starting all 13 games at right guard
- ✦ As a freshman, played in 12 games (seven starts) and blocked for Hill, who posted 100 rushing yards in four of his seven starts, including a 127-yard effort in a win over Texas A&M

PERSONAL

- ✦ Given name Trai Denzell Turner
- ✦ Born in New Orleans, La.
- ✦ Played high school football with Tampa Bay RB Leonard Fournette
- ✦ Cousin, Michael Franklin, played football at San Diego State
- ✦ Studied interdisciplinary studies at LSU
- ✦ Rated a four-star prospect out of St. Augustine High in New Orleans, La.
- ✦ PrepStar All-American in 2011 and was named to the New Orleans Times-Picayune Blue Chip list
- ✦ Played right tackle and defensive tackle, lettering three years in football

TRAI TURNER'S NFL REGULAR SEASON STATISTICS

DATE	TEAM	GP	GS
2014	Panthers	13	9
2015	Panthers	16	16
2016	Panthers	16	16
2017	Panthers	13	13
2018	Panthers	13	13
2019	Panthers	13	13
2020	Chargers	9	9
NFL TOTALS		93	89

TRAI TURNER'S NFL POSTSEASON STATISTICS

DATE	TEAM	GP	GS
2014	Panthers	2	2
2015	Panthers	3	3
2017	Panthers	1	1
NFL TOTALS		6	6

2014 GAME-BY-GAME REGULAR-SEASON STATISTICS (PANTHERS)

DATE	OPPONENT	P/S		W/L/T	SCORE
09/07	at Buccaneers	P		W	20-14
09/14	Lions	P		W	24-7
09/21	Steelers	P		L	19-37
09/28	at Ravens	P		L	10-38
10/05	Bears	S		W	31-24
10/12	at Bengals	S		T	37-37+
10/19	at Packers	S		L	17-38
10/26	Seahawks		ON INACTIVE LIST	L	9-13
10/30	Saints		ON INACTIVE LIST	L	10-28
11/10	at Eagles		INACTIVE	L	21-45
11/16	Falcons	S		L	17-19
11/30	at Vikings	S		L	13-31
12/07	at Saints	S		W	41-10
12/14	Buccaneers	S		W	19-17
12/21	Browns	S		W	17-13
12/28	at Falcons	S		W	34-3
2014 TOTALS		13-9			7-8-1

+ - Overtime

2015 GAME-BY-GAME REGULAR-SEASON STATISTICS (PANTHERS)

DATE	OPPONENT	P/S		W/L	SCORE
09/13	at Jaguars	S		W	20-9
09/20	Texans	S		W	24-17
09/27	Saints	S		W	27-22
10/04	at Buccaneers	S		W	37-23
10/18	at Seahawks	S		W	27-23
10/25	Eagles	S		W	27-16
11/02	Colts	S		W	29-26+
11/08	Packers	S		W	37-29
11/15	at Titans	S		W	27-10
11/22	Washington	S		W	44-16
11/26	at Cowboys	S		W	33-14
12/06	at Saints	S		W	41-38
12/13	Falcons	S		W	38-0
12/20	at Giants	S		W	38-35
12/27	at Falcons	S		L	13-20
01/03	Buccaneers	S		W	38-10
2015 TOTALS		16-16			15-1

+ - Overtime

2016 GAME-BY-GAME REGULAR-SEASON STATISTICS (PANTHERS)

DATE	OPPONENT	P/S		W/L	SCORE
09/08	at Broncos	S		L	20-21
09/18	49ers	S		W	46-27
09/25	Vikings	S		L	10-22
10/02	at Falcons	S		L	33-48
10/10	Buccaneers	S		L	14-17
10/16	at Saints	S		L	38-41
10/30	Cardinals	S		W	30-20
11/06	at Rams	S		W	13-10
11/13	Chiefs	S		L	17-20
11/17	Saints	S		W	23-20
11/27	at Raiders	S		L	32-35
12/04	at Seahawks	S		L	7-40
12/11	Chargers	S		W	28-16
12/19	at Washington	S		W	26-15
12/24	Falcons	S		L	16-33
01/01	at Buccaneers	S		L	16-17
2016 TOTALS		16-16			6-10

2017 GAME-BY-GAME REGULAR-SEASON STATISTICS (PANTHERS)

DATE	OPPONENT	P/S		W/L	SCORE
09/10	at 49ers	S		W	23-3
09/17	Bills	S		W	9-3
09/24	Saints	S		L	13-34
10/01	at Patriots	S		W	33-30
10/08	at Lions	S		W	27-24
10/12	Eagles	S		L	23-28
10/22	at Bears	S		L	3-17
10/29	at Buccaneers	S		W	17-3
11/05	Falcons	S		W	20-17
11/13	Dolphins	S		W	45-21
11/26	at Jets	S		W	35-27
12/03	at Saints	S		L	21-31
12/10	Vikings	S		W	31-24
12/17	Packers		INACTIVE	W	31-24
12/24	Buccaneers		INACTIVE	W	22-19
12/31	at Falcons		INACTIVE	L	10-22
2017 TOTALS		13-13			11-5

2018 GAME-BY-GAME REGULAR-SEASON STATISTICS (PANTHERS)

DATE	OPPONENT	P/S		W/L	SCORE
09/09	Cowboys	S		W	16-8
09/16	at Falcons		INACTIVE	L	24-31
09/23	Bengals		INACTIVE	W	31-21
10/07	Giants	S		W	33-31
10/14	at Washington	S		L	17-23
10/21	at Eagles	S		W	21-17
10/28	Ravens	S		W	36-21
11/04	Buccaneers	S		W	42-28
11/08	at Steelers	S		L	21-52
11/18	at Lions	S		L	19-20
11/25	Seahawks	S		L	27-30
12/02	at Buccaneers	S		L	17-24
12/09	at Browns	S		L	20-26
12/17	Saints	S		L	9-12
12/23	Falcons	S		L	10-24
12/30	at Saints		ON INACTIVE LIST	W	33-14
2018 TOTALS		13-13		7-9	

2019 GAME-BY-GAME REGULAR-SEASON STATISTICS (PANTHERS)

DATE	OPPONENT	P/S		W/L	SCORE
09/08	Rams	S		L	27-30
09/12	Buccaneers	S		L	14-20
09/22	at Cardinals	S		W	38-20
09/29	at Texans		INACTIVE	W	16-10
10/06	Jaguars		INACTIVE	W	34-27
10/13	at Buccaneers		INACTIVE	W	37-26
10/27	at 49ers	S		L	13-51
11/03	Titans	S		W	30-20
11/10	at Packers	S		L	16-24
11/17	Falcons	S		L	3-29
11/24	at Saints	S		L	31-34
12/01	Washington	S		L	21-29
12/08	at Falcons	S		L	20-40
12/15	Seahawks	S		L	24-30
12/22	at Colts	S		L	6-38
12/29	Saints	S		L	10-42
2019 TOTALS		13-13		5-11	

2020 GAME-BY-GAME REGULAR-SEASON STATISTICS (CHARGERS)

DATE	OPPONENT	P/S		W/L	SCORE
09/13	at Bengals		ON INACTIVE LIST	W	16-13
09/20	Chiefs	S		L	20-23+
09/27	Panthers		ON INACTIVE LIST	L	16-21
10/04	at Buccaneers		ON INACTIVE LIST	L	31-38
10/12	at Saints		ON INACTIVE LIST	L	27-30+
10/25	Jaguars		ON INACTIVE LIST	W	39-29
11/01	at Broncos		ON INACTIVE LIST	L	30-31
11/08	Raiders		ON INACTIVE LIST	L	26-31
11/15	at Dolphins	S		L	21-29
11/22	Jets	S		W	34-28
11/29	at Bills	S		L	17-27
12/06	Patriots	S		L	0-45
12/13	Falcons	S		W	20-17
12/17	at Raiders	S		W	30-27+
12/27	Broncos	S		W	19-16
01/03	at Chiefs	S		W	38-21
2020 TOTALS		9-9		7-9	
+ - Overtime					

2014 GAME-BY-GAME POSTSEASON STATISTICS (PANTHERS)


DATE	OPPONENT	P/S		W/L	SCORE
01/03	Cardinals	S		W	27-16
01/10	at Seahawks	S		L	17-31
2014 TOTALS		2-2		1-1	

2015 GAME-BY-GAME POSTSEASON STATISTICS (PANTHERS)

DATE	OPPONENT	P/S		W/L	SCORE
01/17	Seahawks	S		W	31-24
01/24	Cardinals	S		W	49-15
02/07	at Broncos	S		L	10-24
2015 TOTALS		3-3		2-1	

2017 GAME-BY-GAME POSTSEASON STATISTICS (PANTHERS)

DATE	OPPONENT	P/S		W/L	SCORE
01/07	at Saints	S		L	26-31
2017 TOTALS		1-1		0-1	



24

LAMONT WADE

SAFETY

HEIGHT: 5-9 BIRTHPLACE: Clairton, PA
 WEIGHT: 187 HOW ACQUIRED: UDFA '21
 COLLEGE: Penn State NFL EXPERIENCE: R
 BORN: Jan. 14, 1999 (22)

PRO CAREER

- ✦ Has yet to make NFL debut

TRANSACTIONS

- ✦ Signed with Pittsburgh as an undrafted free agent on May 1, 2021

COLLEGE

- ✦ Played in 47 games (22 starts) at Penn State
- ✦ Recorded 153 career tackles (83 solo), 11 passes defended, 6.5 tackles for loss, four forced fumbles, 3.0 sacks, three fumble recoveries and one interception
- ✦ Started all nine games in 2020
- ✦ Selected as a team captain in 2020
- ✦ Registered 37 tackles (18 solo) to go along with two fumble recoveries, an interception and two pass breakups as a senior
- ✦ Ranked tied for fifth in the Big Ten (tied 12th nationally) with two fumble recoveries
- ✦ Recorded five kick returns for 192 yards, including a 100-yard return for a TD vs. Illinois (12/19)
- ✦ Named All-Big Ten third team by the media and honorable mention by the coaches in 2020
- ✦ Named to the Associated Press All-Big Ten second team in 2020
- ✦ Earned Phil Steele All-Big Ten third team honors in 2020
- ✦ Participated in the East-West Shrine Bowl
- ✦ Selected All-Big Ten honorable mention by the coaches and media in 2019
- ✦ Tabbed Pro Football Focus All-Big Ten second team in 2019
- ✦ Started 13 games in 2019
- ✦ Registered 67 tackles (39 solo) to go along with five passes defended, 4.5 tackles for loss, three forced fumbles, 2.0 sacks and one fumble recovery as a junior
- ✦ Earned his degree in health and human development in December 2020

PERSONAL

- ✦ Four-time letterman for head coach Wayne Wade at Clairton High School
- ✦ Two-time team captain
- ✦ Led the Bears to the Pennsylvania State Championship game with a 14-1 record as a senior
- ✦ Returned interceptions for TDs in three consecutive playoff games to lead the Bears to the 2016 WPIAL Championship
- ✦ Guided Clairton to three consecutive WPIAL titles
- ✦ Posted a 51-5 record in four seasons in high school
- ✦ Participated in the 2017 Under Armour All-American game
- ✦ Selected as a captain of Team Armour
- ✦ Named 2016 Gatorade Player of the Year in Pennsylvania
- ✦ Pennsylvania's 2016 Mr. Football Class 1A-3A
- ✦ Selected as the 2016 Pennsylvania Sports Writers Class A Player of the Year
- ✦ Named Pittsburgh Post-Gazette WPIAL Co-Player of the Year
- ✦ Earned a spot on the Pittsburgh Post-Gazette's Fabulous 22 team
- ✦ Selected all-state first team for three consecutive seasons
- ✦ Named USA Today All-State first team as a senior
- ✦ Selected Pennsylvania Football News' Class 1A Offensive Player of the Year
- ✦ Named to Pennsylvania Football News' Class 1A All-State first team on offense
- ✦ Was a three-time all-region first-team choice and was a second-team selection as a freshman
- ✦ Ran for 2,368 yards and 40 TDs as a running back and grabbed four interceptions as a cornerback in his senior season
- ✦ Tied for eighth in the state in scoring with 192 points as a senior
- ✦ Finished his career with 7,079 rushing yards, third in WPIAL history, and a WPIAL-record 117 career TDs
- ✦ Had 14 career interceptions
- ✦ Was the 2016 WPIAL long jump champion
- ✦ Helped the Bears to the Eastern A Championship in basketball in 2016
- ✦ Full name is Lamont Carlton Wade
- ✦ Son of Joy and Carlton Wade Sr.
- ✦ Has one older brother, Carlton Wade Jr., and one younger sister, Iyanna



BRANDON WALTON TACKLE

HEIGHT: 6-5 BIRTHPLACE: Clearwater, FL
 WEIGHT: 300 HOW ACQUIRED: FA '20
 COLLEGE: Florida Atlantic NFL EXPERIENCE: 1st year
 BORN: Mar. 18, 1998 (23)

PRO CAREER

- ✦ Has yet to make NFL debut

2020 (STEELERS/BILLS)

- ✦ Spent training camp with Buffalo and had a stint on the Bills practice squad
- ✦ Spent most of the season on the Pittsburgh practice squad

TRANSACTIONS

- ✦ Signed a Reserve/Future contract with Pittsburgh on Jan. 14, 2021
- ✦ Signed to the Steelers practice squad on Sept. 19, 2020
- ✦ Signed to the Buffalo practice squad on Sept. 6, 2020
- ✦ Waived by the Bills on Sept. 5, 2020
- ✦ Signed with Buffalo as an undrafted rookie free agent on Apr. 26, 2020

COLLEGE

- ✦ Played in 44 games at Florida Atlantic (2016-19)
- ✦ Member of two Conference USA Championship teams and he started in both Cheribundi Boca Raton Bowl victories, the first at right tackle, the second at left tackle
- ✦ Provided protection for current Buffalo Bills running back Devin Singletary
- ✦ Earned the Spring Offensive Lineman "Top Guy" Award as a senior in 2019
- ✦ Named 2019 All-Conference USA First Team at left tackle
- ✦ Earned 2019 All-Conference USA First Team by Phil Steele

PERSONAL

- ✦ Played for Chris Miller at Seminole High School
- ✦ Blue/Grey All-American invitee following his senior campaign
- ✦ Earned all-county honors as both a junior and as a senior
- ✦ Named PCAC Lineman of the Year in both 2014 and 2015
- ✦ Earned a spot on the All-Tampa Bay Team and was All-BCP (Big County Preps)
- ✦ Three-star athlete by multiple scouting services
- ✦ Graduated with a degree in communications
- ✦ Son of Dawn Lewis

BRANDON WALTON'S NFL REGULAR SEASON STATISTICS

DATE	TEAM	GP	GS
2020	Bills	0	0
2020	Steelers	0	0
2020	TOTAL	0	0
NFL TOTALS		0	0

Went from **Buffalo** to **Pittsburgh**.

BRANDON WALTON'S NFL POSTSEASON STATISTICS


DATE	TEAM	GP	GS
2020	Steelers	0	0
NFL TOTALS		0	0

2020 GAME-BY-GAME REGULAR-SEASON STATISTICS (BILLS/STEELERS)

DATE	OPPONENT	P/S		W/L	SCORE
09/13	Jets		DID NOT PLAY	W	27-17
			Went from Bills to Steelers.		
09/27	Texans		PRACTICE SQUAD	W	28-21
10/11	Eagles		PRACTICE SQUAD	W	38-29
10/18	Browns		PRACTICE SQUAD	W	38-7
10/25	at Titans		PRACTICE SQUAD	W	27-24
11/01	at Ravens		PRACTICE SQUAD	W	28-24
11/08	at Cowboys		PRACTICE SQUAD	W	24-19
11/15	Bengals		PRACTICE SQUAD	W	36-10
11/22	at Jaguars		PRACTICE SQUAD	W	27-3
12/02	Ravens		PRACTICE SQUAD	W	19-14
12/07	Washington		PRACTICE SQUAD	L	17-23
12/13	at Bills		PRACTICE SQUAD	L	15-26
12/21	at Bengals		PRACTICE SQUAD	L	17-27
12/27	Colts		PRACTICE SQUAD	W	28-24
01/03	at Browns		PRACTICE SQUAD	L	22-24
2020 TOTALS		0-0		11-4	

2020 GAME-BY-GAME POSTSEASON STATISTICS (STEELERS)

DATE	OPPONENT	P/S		W/L	SCORE
01/10	Browns		DID NOT PLAY	L	37-48
2020 TOTALS		0-0		0-1	



JAMES WASHINGTON

WIDE RECEIVER

HEIGHT: 5-11	BIRTHPLACE: Stamford, TX
WEIGHT: 213	HOW ACQUIRED: D2 '18
COLLEGE: Oklahoma State	NFL EXPERIENCE: 4th year
BORN: Apr. 2, 1996 (25)	

PRO CAREER

- ✦ Has played in 45 games (23 starts) over his three-year NFL career (all with Steelers)
- ✦ Has caught 90 passes for 1,344 yards and nine TDs

2020 (STEELERS)

- ✦ Saw action in all 16 regular-season games with 10 starts
- ✦ Caught 30 passes for 392 yards and five TDs
- ✦ Recorded a season-high five receptions against Houston in Week 3 and Cleveland in the Wild Card round of the playoffs
- ✦ Caught two passes for a season-high 80 yards, including a 50-yard TD, against Washington in Week 13
- ✦ Two of his top three games in terms of receiving yards came against Cleveland in the Wild Card round (72 yards) and Week 6 (68 yards including 28-yard TD grab)

2019 (STEELERS)

- ✦ Saw action in 15 games with 10 starts
- ✦ Recorded career-highs in yards (735) and TDs (three)
- ✦ Led the team in yards per catch (16.7)
- ✦ Recorded the team's longest reception of the season on a 79-yard TD pass from Devin Hodges against Cincinnati in Week 12
- ✦ Set a single game-high for receptions (six) in Week 10 vs. Los Angeles Rams, and added 90 receiving yards and a 3-yard TD catch from QB Mason Rudolph
- ✦ Caught four passes for 111 yards and a 30-yard game-tying TD from QB Devin Hodges in Week 13 vs. Cleveland (marked his first career 100-yard receiving game)

2018 (STEELERS)

- ✦ Saw action in 14 games with six starts
- ✦ Recorded 16 catches for 217 yards and one TD as a rookie
- ✦ Caught a 14-yard TD pass from QB Ben Roethlisberger in Week 2 on the first reception of his NFL career

TRANSACTIONS

- ✦ Signed a four-year contract with Pittsburgh on May 12, 2018
- ✦ Drafted by the Steelers in the second round (60th overall) of the 2018 NFL Draft

COLLEGE

- ✦ Set an Oklahoma State record with 4,472 career receiving yards – second-most in Big 12 history
- ✦ Joined Rashaun Woods as the only players in school history to record three seasons with at least 1,000 receiving yards and three years with at least 10 TD catches
- ✦ Voted a team captain in 2016 and 2017
- ✦ Led all active FBS players in receiving yards (4,472) and TD catches (39) in 2017
- ✦ Recipient of the 2017 Biletnikoff Award – nation's top receiver – and a unanimous All-America and All-Big 12 selection
- ✦ Led the country with 1,549 receiving yards and an average of 119.2 receiving yards per game in 2017, posting nine games with at least 100 receiving yards
- ✦ Earned first-team All-Big 12 honors in 2016 after finishing second in the conference with 1,380 receiving yards
- ✦ Tabbed national Offensive Player of the Week from the Walter Camp Football Foundation following a 296-receiving yard performance on nine catches and two touchdowns vs. Pittsburgh
- ✦ Totaled 1,087 receiving yards and 10 TD catches en route to securing second-team All-Big 12 honors in 2015
- ✦ Had five 100-yard games and finished second on the squad with 53 receptions in 2015
- ✦ Led the program with six TD catches in 2014, a total that placed him fourth in the nation among freshmen
- ✦ Finished with 28 catches for 456 yards in 2014
- ✦ Majored in agribusiness with an option in farm and ranch management

PERSONAL

- ✦ Attended Stamford (Texas) HS
- ✦ Finished his senior year as a 2013 Class 1A state champion in Texas, registering 73 receptions for 1,331 yards and 24 TDs, adding 42 tackles and seven interceptions
- ✦ Helped lead Stamford to the state title in 2012, earning first-team all-district and first-team all-state honors as a junior with 78 catches for 1,172 yards and 22 TDs
- ✦ District MVP in basketball and was a first-team all-district and first-team all-region tennis player
- ✦ Son of James and Chrysta Washington
- ✦ Full name: James Edward Washington, Jr.

JAMES WASHINGTON'S NFL REGULAR SEASON RUSHING/RECEIVING STATISTICS

DATE	TEAM	GP	GS	RECEIVING				TD	RUSHING				TD
				NO.	YDS.	AVG.	LG		NO.	YDS.	AVG.	LG	
2018	Steelers	14	6	16	217	13.6	47	1	0	0	0.0	0	0
2019	Steelers	15	10	44	735	16.7	79t	3	0	0	0.0	0	0
2020	Steelers	16	7	30	392	13.1	50t	5	0	0	0.0	0	0
NFL TOTALS		45	23	90	1,344	14.9	79T	9	0	0	0.0	0	0

JAMES WASHINGTON'S NFL POSTSEASON RUSHING/RECEIVING STATISTICS

DATE	TEAM	GP	GS	RECEIVING				TD	RUSHING				TD
				NO.	YDS.	AVG.	LG		NO.	YDS.	AVG.	LG	
2020	Steelers	1	0	5	72	14.4	27	0	0	0	0.0	0	0
NFL TOTALS		1	0	5	72	14.4	27	0	0	0	0.0	0	0

JAMES WASHINGTON'S NFL REGULAR SEASON RETURN STATISTICS

KICKOFF RETURNS							PUNT RETURNS						
DATE	TEAM	RET.	YDS.	AVG.	LG	TD	NO.	FC	YDS.	AVG.	LG	TD	
2018	Steelers	0	0	0.0	0	0	0	0	0	0.0	0	0	
2019	Steelers	0	0	0.0	0	0	0	0	0	0.0	0	0	
2020	Steelers	0	0	0.0	0	0	0	0	0	0.0	0	0	
NFL TOTALS		0	0	0.0	0	0	0	0	0	0.0	0	0	

JAMES WASHINGTON'S NFL POSTSEASON RETURN STATISTICS

KICKOFF RETURNS							PUNT RETURNS					
DATE	TEAM	RET.	YDS.	AVG.	LG	TD	NO.	FC	YDS.	AVG.	LG	TD
2020	Steelers	0	0	0.0	0	0	0	0	0	0.0	0	0
NFL TOTALS		0	0	0.0	0	0	0	0	0	0.0	0	0

SINGLE-GAME HIGHS: RECEIVING

Receptions	6 vs. Los Angeles Rams, Nov 10, 2019 5 vs. Houston Texans, Sep 27, 2020 ...2 more at 5.	Special Teams Tackles	1 at Baltimore Ravens, Nov 04, 2018 Miscellaneous Tackles	1 at Buffalo Bills, Dec 13, 2020 1 vs. Buffalo Bills, Dec 15, 2019 ...1 more at 1.
Receiving Yards	111 vs. Cleveland Browns, Dec 01, 2019 98 at Cincinnati Bengals, Nov 24, 2019	Most TDs	1 at Buffalo Bills, Dec 13, 2020 1 vs. Washington, Dec 07, 2020 ...7 more at 1.	
Longest Receptions	79t at Cincinnati Bengals, Nov 24, 2019 50t vs. Washington, Dec 07, 2020	Receiving Average	32.7 at Cincinnati Bengals, Nov 24, 2019 27.8 vs. Cleveland Browns, Dec 01, 2019	
Receiving TDs	1 at Buffalo Bills, Dec 13, 2020 1 vs. Washington, Dec 07, 2020 ...7 more at 1.			
All-Purpose Yards	111 vs. Cleveland Browns, Dec 01, 2019 98 at Cincinnati Bengals, Nov 24, 2019			

SINGLE-GAME HIGHS - POSTSEASON: RECEIVING

Receptions	5 vs. Cleveland Browns, Jan 10, 2021	Longest Receptions	27 vs. Cleveland Browns, Jan 10, 2021
Receiving Yards	72 vs. Cleveland Browns, Jan 10, 2021		17 vs. Cleveland Browns, Jan 10, 2021 14 vs. Cleveland Browns, Jan 10, 2021 10 vs. Cleveland Browns, Jan 10, 2021 4 vs. Cleveland Browns, Jan 10, 2021 72 vs. Cleveland Browns, Jan 10, 2021
		All-Purpose Yards	

100-YARD RECEIVING GAMES (1): REGULAR SEASON

DATE	TEAM	NO.	YDS.	AVG.	LG	TD
12/01/19	BROWNS	4	111	27.8	44	1

2018 GAME-BY-GAME REGULAR-SEASON STATISTICS (STEELERS)

DATE	OPPONENT	P/S	RECEIVING					RUSHING					W/L/T	SCORE
			NO.	YDS.	AVG.	LG	TD	NO.	YDS.	AVG.	LG	TD		
09/09	at Browns	P	0	0	0.0	0	0	0	0	0.0	0	0	T	21-21
09/16	Chiefs	S	1	14	14.0	14t	1	0	0	0.0	0	0	L	37-42
09/24	at Buccaneers	S	2	25	12.5	13	0	0	0	0.0	0	0	W	30-27
09/30	Ravens	S	2	10	5.0	6	0	0	0	0.0	0	0	L	14-26
10/07	Falcons	P	0	0	0.0	0	0	0	0	0.0	0	0	W	41-17
10/14	at Bengals	P	0	0	0.0	0	0	0	0	0.0	0	0	W	28-21
10/28	Browns						INACTIVE						W	33-18
11/04	at Ravens	P	2	17	8.5	9	0	0	0	0.0	0	0	W	23-16
11/08	Panthers	S	0	0	0.0	0	0	0	0	0.0	0	0	W	52-21
11/18	at Jaguars	S	1	11	11.0	11	0	0	0	0.0	0	0	W	20-16
11/25	at Broncos	P	0	0	0.0	0	0	0	0	0.0	0	0	L	17-24
12/02	Chargers						INACTIVE						L	30-33
12/09	at Raiders	P	2	11	5.5	6	0	0	0	0.0	0	0	L	21-24
12/16	Patriots	P	3	65	21.7	32	0	0	0	0.0	0	0	W	17-10
12/23	at Saints	P	0	0	0.0	0	0	0	0	0.0	0	0	L	28-31
12/30	Bengals	S	3	64	21.3	47	0	0	0	0.0	0	0	W	16-13
2018 TOTALS		14-6	16	217	13.6	47	1	0	0	0.0	0	0	9-6-1	

2019 GAME-BY-GAME REGULAR-SEASON STATISTICS (STEELERS)

DATE	OPPONENT	P/S	RECEIVING					RUSHING					W/L	SCORE
			NO.	YDS.	AVG.	LG	TD	NO.	YDS.	AVG.	LG	TD		
09/08	at Patriots	S	2	51	25.5	45	0	0	0	0.0	0	0	L	3-33
09/15	Seahawks	P	2	23	11.5	12	0	0	0	0.0	0	0	L	26-28
09/22	at 49ers	S	2	14	7.0	8	0	0	0	0.0	0	0	L	20-24
09/30	Bengals	S	0	0	0.0	0	0	0	0	0.0	0	0	W	27-3
10/06	Ravens	S	3	52	17.3	26	0	0	0	0.0	0	0	L	23-26+
10/13	at Chargers						INACTIVE						W	24-17
10/28	Dolphins	S	1	21	21.0	21	0	0	0	0.0	0	0	W	27-14
11/03	Colts	P	4	69	17.3	40	0	0	0	0.0	0	0	W	26-24
11/10	Rams	P	6	90	15.0	34	1	0	0	0.0	0	0	W	17-12
11/14	at Browns	P	3	49	16.3	22	0	0	0	0.0	0	0	L	7-21
11/24	at Bengals	P	3	98	32.7	79t	1	0	0	0.0	0	0	W	16-10
12/01	Browns	S	4	111	27.8	44	1	0	0	0.0	0	0	W	20-13
12/08	at Cardinals	S	4	33	8.3	12	0	0	0	0.0	0	0	W	23-17
12/15	Bills	S	5	83	16.6	34	0	0	0	0.0	0	0	L	10-17
12/22	at Jets	S	5	41	8.2	13	0	0	0	0.0	0	0	L	10-16
12/29	at Ravens	S	0	0	0.0	0	0	0	0	0.0	0	0	L	10-28
2019 TOTALS		15-10	44	735	16.7	79T	3	0	0	0.0	0	0	8-8	


+/- Overtime

2020 GAME-BY-GAME REGULAR-SEASON STATISTICS (STEELERS)

DATE	OPPONENT	P/S	RECEIVING					RUSHING					W/L	SCORE
			NO.	YDS.	AVG.	LG	TD	NO.	YDS.	AVG.	LG	TD		
09/14	at Giants	S	2	34	17.0	21	1	0	0	0.0	0	0	W	26-16
09/20	Broncos	P	3	22	7.3	10	0	0	0	0.0	0	0	W	26-21
09/27	Texans	P	5	36	7.2	15	0	0	0	0.0	0	0	W	28-21
10/11	Eagles	P	3	25	8.3	12	0	0	0	0.0	0	0	W	38-29
10/18	Browns	S	4	68	17.0	28t	1	0	0	0.0	0	0	W	38-7
10/25	at Titans	P	0	0	0.0	0	0	0	0	0.0	0	0	W	27-24
11/01	at Ravens	P	0	0	0.0	0	0	0	0	0.0	0	0	W	28-24
11/08	at Cowboys	S	1	17	17.0	17t	1	0	0	0.0	0	0	W	24-19
11/15	Bengals	S	2	30	15.0	16	0	0	0	0.0	0	0	W	36-10
11/22	at Jaguars	P	1	12	12.0	12	0	0	0	0.0	0	0	W	27-3
12/02	Ravens	P	2	19	9.5	16	0	0	0	0.0	0	0	W	19-14
12/07	Washington	S	2	80	40.0	50t	1	0	0	0.0	0	0	L	17-23
12/13	at Bills	P	3	29	9.7	19t	1	0	0	0.0	0	0	L	15-26
12/21	at Bengals	S	0	0	0.0	0	0	0	0	0.0	0	0	L	17-27
12/27	Colts	P	2	20	10.0	13	0	0	0	0.0	0	0	W	28-24
01/03	at Browns	S	0	0	0.0	0	0	0	0	0.0	0	0	L	22-24
2020 TOTALS		16-7	30	392	13.1	50T	5	0	0	0.0	0	0	12-4	

2020 GAME-BY-GAME POSTSEASON STATISTICS (STEELERS)

DATE	OPPONENT	P/S	RECEIVING					RUSHING					W/L	SCORE
			NO.	YDS.	AVG.	LG	TD	NO.	YDS.	AVG.	LG	TD		
01/10	Browns	P	5	72	14.4	27	0	0	0	0.0	0	0	L	37-48
2020 TOTALS		1-0	5	72	14.4	27	0	0	0	0.0	0	0	0-1	



JAMAR WATSON LINEBACKER

HEIGHT: 6-3 BIRTHPLACE Brandywine, MD
 WEIGHT: 244 HOW ACQUIRED: UDFA '21
 COLLEGE: Kentucky NFL EXPERIENCE: R
 BORN: Sep. 3, 1997 (23)

PRO CAREER

- ✦ Has yet to make NFL debut

TRANSACTIONS


- ✦ Signed with Pittsburgh as an undrafted rookie free agent on May 2, 2021

COLLEGE

- ✦ Completed his Kentucky career (2017-20) playing in 49 career games with 29 starts, including 19 in a row
- ✦ Registered 107 tackles, 28.5 tackles for loss, 18.5 sacks, 14 quarterback hurries, five forced fumbles, four pass breakups, one interception and one fumble recovery in his career
- ✦ His 18.5 career sacks ranked fifth in school history
- ✦ Recorded a season-high 40 tackles as a senior, including a career-best eight tackles in the win over South Carolina on Senior Day (12/5/2020)
- ✦ Earned second-team All-SEC by Phil Steele in 2020
- ✦ Part of a senior class who won 37 games (most in a five-season span since 1949-53), won 20 SEC games, most in a five-year span in school history, and who went to five straight bowl games, tying the school record
- ✦ Kentucky also notched victories over six ranked opponents, ended the 31-game losing streak to Florida and won at Tennessee for the first time since 1984
- ✦ Graduated in May of 2020 with a degree in sociology and a criminology minor
- ✦ SEC Fall Academic Honor Roll (2017) and SEC First-Year Academic Honor Roll (2016-17)

PERSONAL

- ✦ Three-star recruit who ranked as a top 100 outside linebacker by Scout despite not playing football until his junior year of high school
- ✦ Dual sport athlete in basketball and football
- ✦ Came on the recruiting scene after a great junior season which saw him chart 74 tackles and a 75-yard interception return for a touchdown
- ✦ As a senior, helped lead the Mustangs to the Washington Catholic Athletic Conference playoff berth for the first time in five years with 59 tackles, including five sacks and two interceptions, one he returned 68 yards for a touchdown
- ✦ As standout basketball player, also received several college scholarship offers after averaging 11.4 points during his junior year
- ✦ Earned back-to-back MVP honors at Bishop McNamara in basketball
- ✦ Chose UK after receiving football offers from Old Dominion, Miami (Ohio), Boston College
- ✦ Born in Alexandria, Virginia
- ✦ Son of Bridgette and Jerry Watson
- ✦ Has two sisters, Jaida and Jeræe



DEREK WATT

FULLBACK

HEIGHT: 6-2	BIRTHPLACE: Pewaukee, WI
WEIGHT: 234	HOW ACQUIRED: UFA '20
COLLEGE: Wisconsin	NFL EXPERIENCE: 6th year
BORN: Nov. 7, 1992 (28)	

PRO CAREER

- Has played in 64 games (13 starts) over his five-year NFL career (Chargers 2016-19, Steelers 2020)
- Has rushed for 49 yards and one TD on 19 carries (2.6 yards per rush)
- Has caught 10 passes for 152 yards
- Has registered 41 career special teams tackles
- Registered the first rushing TD of his career, and his first since high school, in the win at Jacksonville in 2019
- Recorded 17 special teams tackles in 2019, which tied for the NFL lead
- Only NFL player in 2019 with a rushing TD and at least 12 special teams tackles
- Named first alternate and second alternate, respectively, for special teams and fullback for 2020 Pro Bowl
- As a rookie with the Chargers in 2016, blocked for his two-year Wisconsin teammate (2013-14), Pro Bowl RB Melvin Gordon, to post 997 rushing yards and 10 TDs

2020 (STEELERS)

- Saw action in 12 regular-season games (no starts), primarily on special teams
- Recorded seven tackles on special teams

2019 (CHARGERS)

- Saw action in all 16 regular-season games (two starts) at fullback
- Rushed for 10 yards and one TD on seven carries (1.2 yards per rush)
- Caught three passes for 32 yards
- Recorded 17 tackles on special teams
- Selected as a first alternate on special teams and a second alternate at fullback for the Pro Bowl
- Pro Football Journal First-Team All-AFC (fullback)
- Posted his first career rushing score, finishing with the TD and four yards on two carries (2.0 avg) in Week 14 at Jacksonville

2018 (CHARGERS)

- Played in all 16 regular-season games (five starts) at fullback
- Rushed for 11 yards on four carries (2.8 yards per rush)
- Caught one pass for two yards
- Recorded 6 tackles on special teams
- Played in both postseason games, registering a one-yard catch that nearly went for a TD
- Selected as a third alternate for the Pro Bowl
- Saw limited action with a thumb injury, appearing on eight offensive snaps, but pulled to the left to block LB Ramik Wilson on a 20-yard scoring run by Melvin Gordon in Week 3 vs. L.A. Rams
- Made his first start of the season at fullback, seeing time on 11 offensive plays and 14 on special teams, in Week 9 at Seattle; blocked CB Shaquill Griffin to help Melvin Gordon reach the end zone in the second quarter on a 34-yard carry
- Appeared on 10 offensive plays and 20 on special teams in the AFC Wild Card game at Baltimore – the first postseason action of his career; blocked CB Jimmy Smith to help spring CB Desmond King II free for a 72-yard kickoff return

2017 (CHARGERS)

- Appeared in all 16 regular-season games (four starts) at fullback, including the first back-to-back starts of his career
- Rushed for 24 yards on six carries (4.0 yards per rush)
- Caught two passes for 35 yards
- Registered 11 tackles on special teams
- Led the team with 335 snaps on special teams
- Posted a pair of special teams tackles on kickoff coverage, including one that forced the Giants to begin the drive inside their own 20 in Week 5 at N.Y. Giants
- Totalled two carries for 17 yards (8.5 avg.), including a career-long 17-yard carry and added a special teams tackle on kickoff coverage in Week 11 vs. Buffalo
- Extended his streak of games with a special teams tackle to seven in Week 16 at N.Y. Jets, pinning the Jets inside their 20-yard line on punt coverage; started at fullback and played six snaps on offense and a team-high 27 on special teams

2016 (CHARGERS)

- Appeared in all 16 regular-season games (two starts)
- Rushed for four yards on two carries (2.0 yards per rush)
- Caught four passes for 83 yards
- Helped his two-year Wisconsin teammate (2013-14), RB Melvin Gordon, rush for 997 yards and 10 TDs with Pro Bowl honors
- Pro Football Journal Second-Team All-Rookie (FB)
- Made the first start of his career, helping the offense post 150 rushing yards, in Week 2 vs. Jacksonville
- Posted a 53-yard reception to the Denver nine-yard line to set up an opening drive TD in Week 8 at Denver

TRANSACTIONS

- Signed a three-year contract with Pittsburgh as a free agent on Mar. 17, 2020
- Signed a four-year contract with San Diego on May 9, 2016
- Drafted in the sixth round (198th overall) by the San Diego Chargers in the 2016 NFL Draft

COLLEGE

- ✦ Played four seasons (2012-15) at Wisconsin after redshirting in 2011
- ✦ Blocked for a rushing attack that featured RB Melvin Gordon that posted the two highest single-season rushing averages in school history: 283.8 yards-per-game in 2013 and 320.1 yards-per-game in 2014
- ✦ Four-time Academic All-Big Ten (2012-15) and NFF Hampshire Honor Society in 2015
- ✦ Member of the school's Leadership Club

PERSONAL

- ✦ Played high school football at Pewaukee High School (Pewaukee, Wis.)
- ✦ Named All-America by *USA Today* and *The Associated Press* Wisconsin Player of the Year as a senior
- ✦ Also earned first-team All-State, All-Conference and All-County honors as a senior
- ✦ Posted 2,685 rushing yards and 44 TDs for his prep career
- ✦ Lettered in football, baseball and track & field
- ✦ Was a member of National Honor Society and earned Academic All-Conference recognition
- ✦ Younger brother is Steelers' teammate and All-Pro LB T.J. Watt, and older brother is Arizona DE J.J. Watt, a three-time NFL Defensive Player of the Year
- ✦ All three brothers attended Wisconsin
- ✦ Married his wife, Gabriella, in February 2018
- ✦ The couple welcomed their first son, Logan, on their first wedding anniversary in February 2019 and second son, Brayden, in December 2020
- ✦ Earned a degree in marketing from Wisconsin
- ✦ Full name: Derek John Watt

DEREK WATT'S NFL REGULAR SEASON RUSHING/RECEIVING STATISTICS

DATE	TEAM	GP	GS	RUSHING					RECEIVING				
				NO.	YDS.	AVG.	LG	TD	NO.	YDS.	AVG.	LG	TD
2016	Chargers	16	2	2	4	2.0	2	0	4	83	20.8	53	0
2017	Chargers	16	4	6	24	4.0	17	0	2	35	17.5	23	0
2018	Chargers	16	5	4	11	2.8	8	0	1	2	2.0	2	0
2019	Chargers	16	2	7	10	1.4	3	1	3	32	10.7	21	0
2020	Steelers	12	0	0	0	0.0	0	0	0	0	0.0	0	0
NFL TOTALS		76	13	19	49	2.6	17	1	10	152	15.2	53	0

DEREK WATT'S NFL POSTSEASON RUSHING/RECEIVING STATISTICS

DATE	TEAM	GP	GS	RUSHING					RECEIVING				
				NO.	YDS.	AVG.	LG	TD	NO.	YDS.	AVG.	LG	TD
2018	Chargers	2	0	0	0	0.0	0	0	1	1	1.0	1	0
2020	Steelers	1	0	2	2	1.0	2	0	0	0	0.0	0	0
NFL TOTALS		3	0	2	2	1.0	2	0	1	1	1.0	1	0

DEREK WATT'S NFL REGULAR SEASON RETURN STATISTICS

		KICKOFF RETURNS					PUNT RETURNS					
DATE	TEAM	RET.	YDS.	AVG.	LG	TD	NO.	FC	YDS.	AVG.	LG	TD
2016	Chargers	0	0	0.0	0	0	0	0	0	0.0	0	0
2017	Chargers	0	0	0.0	0	0	0	0	0	0.0	0	0
2018	Chargers	0	0	0.0	0	0	0	0	0	0.0	0	0
2019	Chargers	0	0	0.0	0	0	0	0	0	0.0	0	0
2020	Steelers	0	0	0.0	0	0	0	0	0	0.0	0	0
NFL TOTALS		0	0	0.0	0	0	0	0	0	0.0	0	0

DEREK WATT'S NFL POSTSEASON RETURN STATISTICS

KICKOFF RETURNS						PUNT RETURNS						
DATE	TEAM	RET.	YDS.	AVG.	LG	TD	NO.	FC	YDS.	AVG.	LG	TD
2018	Chargers	0	0	0.0	0	0	0	0	0	0.0	0	0
2020	Steelers	0	0	0.0	0	0	0	0	0	0.0	0	0
NFL TOTALS		0	0	0.0	0	0	0	0	0	0.0	0	0

SINGLE-GAME HIGHS: RUSHING/RECEIVING

Rush Attempts	2 at Jacksonville Jaguars, Dec 08, 2019	Longest Receptions	53 at Denver Broncos, Oct 30, 2016
	2 vs. Indianapolis Colts, Sep 08, 2019		23 at New York Jets, Dec 24, 2017
	...2 more at 2.		53 at Denver Broncos, Oct 30, 2016
Rushing Yards	17 vs. Buffalo Bills, Nov 19, 2017	Special Teams Tackles	26 at New York Jets, Dec 24, 2017
	8 at Denver Broncos, Dec 30, 2018		5 at Oakland Raiders, Nov 07, 2019
	17 vs. Buffalo Bills, Nov 19, 2017		2 at New York Giants, Sep 14, 2020
Longest Runs	8 at Denver Broncos, Dec 30, 2018	Miscellaneous Tackles	...3 more at 2.
	1 at Jacksonville Jaguars, Dec 08, 2019		1 at Oakland Raiders, Oct 09, 2016
	1 vs. Denver Broncos, Oct 06, 2019		1 at Jacksonville Jaguars, Dec 08, 2019
Receptions	1 at Miami Dolphins, Sep 29, 2019	Most TDs	
	...8 more at 1.		
	53 at Denver Broncos, Oct 30, 2016		
Receiving Yards	23 at New York Jets, Dec 24, 2017		

SINGLE-GAME HIGHS - POSTSEASON: RUSHING/RECEIVING

Rush Attempts 2 vs. Cleveland Browns, Jan 10, 2021
 Rushing Yards 2 vs. Cleveland Browns, Jan 10, 2021
 Longest Runs 2 vs. Cleveland Browns, Jan 10, 2021
 Receptions 1 at Baltimore Ravens, Jan 06, 2019

Receiving Yards 1 at Baltimore Ravens, Jan 06, 2019
 Longest Receptions 1 at Baltimore Ravens, Jan 06, 2019
 All-Purpose Yards 2 vs. Cleveland Browns, Jan 10, 2021
 1 at Baltimore Ravens, Jan 06, 2019
 Special Teams Tackles 1 vs. Cleveland Browns, Jan 10, 2021

2016 GAME-BY-GAME REGULAR-SEASON STATISTICS (CHARGERS)

DATE	OPPONENT	P/S	RUSHING					RECEIVING					W/L	SCORE
			NO.	YDS.	AVG.	LG	TD	NO.	YDS.	AVG.	LG	TD		
09/11	at Chiefs	P	0	0	0.0	0	0	0	0	0.0	0	0	L	27-33+
09/18	Jaguars	S	0	0	0.0	0	0	0	0	0.0	0	0	W	38-14
09/25	at Colts	P	0	0	0.0	0	0	1	6	6.0	6	0	L	22-26
10/02	Saints	P	0	0	0.0	0	0	0	0	0.0	0	0	L	34-35
10/09	at Raiders	P	1	2	2.0	2	0	0	0	0.0	0	0	L	31-34
10/13	Broncos	P	0	0	0.0	0	0	1	8	8.0	8	0	W	21-13
10/23	at Falcons	P	0	0	0.0	0	0	0	0	0.0	0	0	W	33-30+
10/30	at Broncos	P	0	0	0.0	0	0	1	53	53.0	53	0	L	19-27
11/06	Titans	P	0	0	0.0	0	0	0	0	0.0	0	0	W	43-35
11/13	Dolphins	P	0	0	0.0	0	0	0	0	0.0	0	0	L	24-31
11/27	at Texans	S	0	0	0.0	0	0	0	0	0.0	0	0	W	21-13
12/04	Buccaneers	P	1	2	2.0	2	0	0	0	0.0	0	0	L	21-28
12/11	at Panthers	P	0	0	0.0	0	0	0	0	0.0	0	0	L	16-28
12/18	Raiders	P	0	0	0.0	0	0	0	0	0.0	0	0	L	16-19
12/24	at Browns	P	0	0	0.0	0	0	1	16	16.0	16	0	L	17-20
01/01	Chiefs	P	0	0	0.0	0	0	0	0	0.0	0	0	L	27-37
2016 TOTALS			16-2	2	4	2.0	2	0	4	83	20.8	53	0	5-11
+ - Overtime														

2017 GAME-BY-GAME REGULAR-SEASON STATISTICS (CHARGERS)

DATE	OPPONENT	P/S	RUSHING					RECEIVING					W/L	SCORE
			NO.	YDS.	AVG.	LG	TD	NO.	YDS.	AVG.	LG	TD		
09/11	at Broncos	S	0	0	0.0	0	0	0	0	0.0	0	0	L	21-24
09/17	Dolphins	S	1	0	0.0	0	0	0	0	0.0	0	0	L	17-19
09/24	Chiefs	P	0	0	0.0	0	0	0	0	0.0	0	0	L	10-24
10/01	Eagles	P	0	0	0.0	0	0	0	0	0.0	0	0	L	24-26
10/08	at Giants	P	0	0	0.0	0	0	0	0	0.0	0	0	W	27-22
10/15	at Raiders	P	0	0	0.0	0	0	0	0	0.0	0	0	W	17-16
10/22	Broncos	P	0	0	0.0	0	0	0	0	0.0	0	0	W	21-0
10/29	at Patriots	S	0	0	0.0	0	0	0	0	0.0	0	0	L	13-21
11/12	at Jaguars	P	0	0	0.0	0	0	1	12	12.0	12	0	L	17-20+
11/19	Bills	P	2	17	8.5	17	0	0	0	0.0	0	0	W	54-24
11/23	at Cowboys	P	0	0	0.0	0	0	0	0	0.0	0	0	W	28-6
12/03	Browns	P	0	0	0.0	0	0	0	0	0.0	0	0	W	19-10
12/10	Washington	P	1	2	2.0	2	0	0	0	0.0	0	0	W	30-13
12/16	at Chiefs	P	0	0	0.0	0	0	0	0	0.0	0	0	L	13-30
12/24	at Jets	S	1	3	3.0	3	0	1	23	23.0	23	0	W	14-7
12/31	Raiders	P	1	2	2.0	2	0	0	0	0.0	0	0	W	30-10
2017 TOTALS			16-4	6	24	4.0	17	0	2	35	17.5	23	0	9-7
+ - Overtime														

2018 GAME-BY-GAME REGULAR-SEASON STATISTICS (CHARGERS)

DATE	OPPONENT	P/S	RUSHING					RECEIVING					W/L	SCORE
			NO.	YDS.	AVG.	LG	TD	NO.	YDS.	AVG.	LG	TD		
09/09	Chiefs	P	1	1	1.0	1	0	0	0	0.0	0	0	L	28-38
09/16	at Bills	P	0	0	0.0	0	0	0	0	0.0	0	0	W	31-20
09/23	at Rams	P	0	0	0.0	0	0	0	0	0.0	0	0	L	23-35
09/30	49ers	P	0	0	0.0	0	0	0	0	0.0	0	0	W	29-27
10/07	Raiders	P	0	0	0.0	0	0	0	0	0.0	0	0	W	26-10
10/14	at Browns	P	0	0	0.0	0	0	0	0	0.0	0	0	W	38-14
10/21	Titans	P	0	0	0.0	0	0	0	0	0.0	0	0	W	20-19
11/04	at Seahawks	S	0	0	0.0	0	0	0	0	0.0	0	0	W	25-17
11/11	at Raiders	S	2	2	1.0	2	0	0	0	0.0	0	0	W	20-6
11/18	Broncos	P	0	0	0.0	0	0	0	0	0.0	0	0	L	22-23
11/25	Cardinals	S	0	0	0.0	0	0	0	0	0.0	0	0	W	45-10
12/02	at Steelers	P	0	0	0.0	0	0	0	0	0.0	0	0	W	33-30
12/09	Bengals	P	0	0	0.0	0	0	1	2	2.0	2	0	W	26-21
12/13	at Chiefs	S	0	0	0.0	0	0	0	0	0.0	0	0	W	29-28
12/22	Ravens	S	0	0	0.0	0	0	0	0	0.0	0	0	L	10-22
12/30	at Broncos	P	1	8	8.0	8	0	0	0	0.0	0	0	W	23-9
2018 TOTALS			16-5	4	11	2.8	8	0	1	2	2.0	2	0	12-4

2019 GAME-BY-GAME REGULAR-SEASON STATISTICS (CHARGERS)

DATE	OPPONENT	P/S	RUSHING					RECEIVING					W/L	SCORE
			NO.	YDS.	AVG.	LG	TD	NO.	YDS.	AVG.	LG	TD		
09/08	Colts	P	2	4	2.0	2	0	0	0	0.0	0	0	W	30-24+
09/15	at Lions	P	0	0	0.0	0	0	1	3	3.0	3	0	L	10-13
09/22	Texans	P	1	-1	-1.0	-1	0	0	0	0.0	0	0	L	20-27
09/29	at Dolphins	P	0	0	0.0	0	0	1	21	21.0	21	0	W	30-10
10/06	Broncos	P	0	0	0.0	0	0	1	8	8.0	8	0	L	13-20
10/13	Steelers	P	0	0	0.0	0	0	0	0	0.0	0	0	L	17-24
10/20	at Titans	P	0	0	0.0	0	0	0	0	0.0	0	0	L	20-23
10/27	at Bears	P	1	2	2.0	2	0	0	0	0.0	0	0	W	17-16
11/03	Packers	P	0	0	0.0	0	0	0	0	0.0	0	0	W	26-11
11/07	at Raiders	P	1	1	1.0	1	0	0	0	0.0	0	0	L	24-26
11/18	Chiefs	S	0	0	0.0	0	0	0	0	0.0	0	0	L	17-24
12/01	at Broncos	P	0	0	0.0	0	0	0	0	0.0	0	0	L	20-23
12/08	at Jaguars	P	2	4	2.0	3	1	0	0	0.0	0	0	W	45-10
12/15	Vikings	S	0	0	0.0	0	0	0	0	0.0	0	0	L	10-39
12/22	Raiders	P	0	0	0.0	0	0	0	0	0.0	0	0	L	17-24
12/29	at Chiefs	P	0	0	0.0	0	0	0	0	0.0	0	0	L	21-31
2019 TOTALS			16-2	7	10	1.4	3	1	3	32	10.7	21	0	5-11
+ - Overtime														

2020 GAME-BY-GAME REGULAR-SEASON STATISTICS (STEELERS)


DATE	OPPONENT	P/S	RUSHING					RECEIVING					W/L	SCORE
			NO.	YDS.	AVG.	LG	TD	NO.	YDS.	AVG.	LG	TD		
09/14	at Giants	P	0	0	0.0	0	0	0	0	0.0	0	0	W	26-16
09/20	Broncos	P	0	0	0.0	0	0	0	0	0.0	0	0	W	26-21
09/27	Texans	P	0	0	0.0	0	0	0	0	0.0	0	0	W	28-21
10/11	Eagles												W	38-29
10/18	Browns	P	0	0	0.0	0	0	0	0	0.0	0	0	W	38-7
10/25	at Titans												W	27-24
11/01	at Ravens												W	28-24
11/08	at Cowboys												W	24-19
11/15	Bengals	P	0	0	0.0	0	0	0	0	0.0	0	0	W	36-10
11/22	at Jaguars	P	0	0	0.0	0	0	0	0	0.0	0	0	W	27-3
12/02	Ravens	P	0	0	0.0	0	0	0	0	0.0	0	0	W	19-14
12/07	Washington	P	0	0	0.0	0	0	0	0	0.0	0	0	L	17-23
12/13	at Bills	P	0	0	0.0	0	0	0	0	0.0	0	0	L	15-26
12/21	at Bengals	P	0	0	0.0	0	0	0	0	0.0	0	0	L	17-27
12/27	Colts	P	0	0	0.0	0	0	0	0	0.0	0	0	W	28-24
01/03	at Browns	P	0	0	0.0	0	0	0	0	0.0	0	0	L	22-24
2020 TOTALS			12-0	0	0	0.0	0	0	0	0.0	0	0	12-4	

2018 GAME-BY-GAME POSTSEASON STATISTICS (CHARGERS)

DATE	OPPONENT	P/S	RUSHING					RECEIVING					W/L	SCORE
			NO.	YDS.	AVG.	LG	TD	NO.	YDS.	AVG.	LG	TD		
01/06	at Ravens	P	0	0	0.0	0	0	1	1	1.0	1	0	W	23-17
01/13	at Patriots	P	0	0	0.0	0	0	0	0	0.0	0	0	L	28-41
2018 TOTALS			2-0	0	0	0.0	0	1	1	1.0	1	0	1-1	

2020 GAME-BY-GAME POSTSEASON STATISTICS (STEELERS)

DATE	OPPONENT	P/S	RUSHING					RECEIVING					W/L	SCORE
			NO.	YDS.	AVG.	LG	TD	NO.	YDS.	AVG.	LG	TD		
01/10	Browns	P	2	2	1.0	2	0	0	0	0.0	0	0	L	37-48
2020 TOTALS			1-0	2	2	1.0	2	0	0	0.0	0	0	0-1	



90

T.J. WATT

LINEBACKER

HEIGHT: 6-4 BIRTHPLACE Pewaukee, WI

WEIGHT: 252 HOW ACQUIRED: D1 '17

COLLEGE: Wisconsin NFL EXPERIENCE: 5th year

BORN: Oct. 11, 1994 (26)

AP All-Pro
2019

AP All-Pro
2020

AP All-Pro
2021

AP All-Pro
2022

PRO CAREER

- ✦ Three-time Pro Bowler (2018, 2019, 2020)
- ✦ Two-time Associated Press First Team All-Pro (2019, 2020)
- ✦ Two-time Pittsburgh Steelers MVP (2019, 2020)
- ✦ First defensive player to earn Steelers' Most Valuable Player in back-to-back years (2019, 2020) since James Harrison (2007-08)
- ✦ 2020 AFC Defensive Player of the Year (The Committee of 101)
- ✦ Joined Pro Football Hall of Famers Reggie White (four) and Derrick Thomas (three) as the only players to record at least 13 sacks in three of their first four seasons since 1982, when the individual sack became an official NFL statistic
- ✦ Only active player in the NFL with at least 13.0 sacks in each of the last three seasons
- ✦ Played in 62 games (62 starts) over his four-year NFL career
- ✦ Registered 230 tackles, 111 quarterback hits, 59 tackles for loss, 49.5 sacks, 25 passes defended, 17 forced fumbles, four interceptions and four fumble recoveries
- ✦ Leads the NFL in forced fumbles (17) since entering the NFL in 2017
- ✦ His 49.5 sacks over his first four seasons in the NFL are the most by a Steelers player and sixth-most by any player in their first four seasons in the League
- ✦ His 49.5 sacks rank 10th in franchise history
- ✦ His 49.5 sacks rank third among all defensive players and first among linebackers since entering the NFL in 2017
- ✦ His 49.5 sacks rank ninth by any player over their first 62 career NFL games (since sacks became official in 1982)
- ✦ His 49.5 career sacks are the most by a linebacker over his first 62 career regular-season games since Kansas City's Justin Houston (51.5, 2011-14)
- ✦ His 49.5 career sacks rank fourth by a linebacker over his first 62 career regular-season games (since sack became official in 1982)
- ✦ Registered his 30th career sack in his 41st career game, which was the fastest to 30 career sacks in franchise history and 13th-fastest in NFL history
- ✦ Collected 34.5 sacks over his first three seasons in the NFL, which is the most by a Steelers player in their first three seasons in the League
- ✦ Recorded 20.0 quarterback sacks over his first two seasons in the NFL
- ✦ Ninth linebacker with at least 20.0 sacks in a player's first two seasons (since sacks became official in 1982)
- ✦ Associated Press Second Team All-Pro (2020)
- AFC Defensive Player of the Month (November 2019)
- ✦ Sporting News All-Pro, PFWA All-NFL Team and PFWA All-AFC Team (2019)
- ✦ AFC Defensive Player of the Week (Week 1 of 2018)
- ✦ AFC Defensive Player of the Week (Week 5 of 2018)
- ✦ First Steelers player with back-to-back seasons of at least 10 sacks since James Harrison and LaMarr Woodley (2008-10)
- ✦ Only player in franchise history with 13.0 sacks or more in multiple seasons
- ✦ Recorded at least 1.5 sacks in 12 career games
- ✦ Registered at least 2.0 sacks in 10 career games
- ✦ Recorded 34.0 sacks in first 32 career games at Heinz Field
- ✦ Only one player in NFL history has registered more sacks over their first 32 career home games
- ✦ Leads the NFL since 2019 in the following categories, quarterback hits (77), forced fumbles (tied, 10), sacks (29.5) and tackles for loss (36)
- ✦ His 17 combined interceptions (three), forced fumbles (10) and fumble recoveries (four) rank tied for first in the NFL since 2019
- ✦ First player in franchise history with 14.0 or more sacks in multiple seasons
- ✦ Fourteenth player in NFL history with at least 14.5 sacks in back-to-back seasons, and just the sixth since 1993
- ✦ Only player in franchise history with 13.0 sacks or more in multiple seasons

2020 (STEELERS)

- ✦ Named a defensive captain for the first time
- ✦ Started all 15 games he played in during the regular season and one playoff game
- ✦ Recorded 15.0 sacks, 23 tackles for loss and 41 quarterback hits – third player since at least 2006 to record at least 15.0 sacks, 23 tackles for loss and 40 quarterback hits in a season (J.J. Watt; 2012, 2014, 2015 and Aaron Donald; 2018)
- ✦ In addition to his 15.0 sacks, 23 tackles for loss and 41 quarterback hits, which all led the NFL, had seven passes defended, two forced fumbles and one interception
- ✦ Seventh player to lead the NFL in sacks, tackles for loss and quarterback hits in the same season since 2006
- ✦ His 15.0 sacks, which are a single-season high for him, led the NFL
- ✦ His 15.0 sacks ranked tied for second in single-season franchise history
- ✦ Eleventh player to register at least 15.0 sacks and 23 tackles for loss in a single season since 1999
- ✦ His 41 quarterback hits ranked tied for fifth since the NFL started recognizing the statistic in 2006

2019 (STEELERS)

- ✦ Started all 16 games
- ✦ Ranked first or second on the Steelers in sacks (14.5, 1st), tackles for loss (14, 2nd), quarterback hits (36, 1st), forced fumbles (8, 1st) and fumble recoveries (4, t-1st)
- ✦ Ranked in the top-five in the NFL in sacks (t-4th), quarterback hits (3rd), forced fumbles (t-1st) and fumble recoveries (t-2nd)
- ✦ His 14.5 sacks ranked third in single-season franchise history
- ✦ First Steelers player with at least a half sack in nine consecutive games since LaMarr Woodley had a streak of 10 such games (franchise record) that spanned the 2009 and 2010 seasons
- ✦ His streak of nine straight games with at least a half sack, which was the longest active streak in the League at the time, came to an end in the 2019 Week 14 victory at Arizona
- ✦ His nine-game streak was tied for the fifth-longest in NFL single season history
- ✦ First Steelers player with back-to-back seasons of at least 10 sacks since James Harrison and LaMarr Woodley (2008-10)
- ✦ Nearly became the first player in the NFL to rank in the top-five in sacks, tackles for loss, quarterback hits, forced fumbles and fumble recoveries in a season since Houston Texans' J.J. Watt in 2014
- ✦ Only NFL player since 2008 to have at least 14 sacks, 14 tackles for loss, 36 quarterback hits, 8 forced fumbles and 4 fumble recoveries in a

season

- ✦ His 14 combined interceptions (2), forced fumbles (8) and fumble recoveries (4) are the most by an NFL player since Chicago Bears' Charles Tillman in 2012 (15)
- ✦ His 14 combined interceptions (2), forced fumbles (8) and fumble recoveries (4) were tied for the second-most by an NFL player since 2000
- ✦ His 6 total takeaways (interceptions and fumble recoveries) ranked tied for fourth in the NFL
- ✦ Only NFL player since 1990 to register at least 2 interceptions, 4 fumble recoveries and 8 forced fumbles in a single season

2018 (STEELERS)

- ✦ Started all 16 games
- ✦ His 13.0 sacks ranked tied for the seventh-most by a Steeler in a single-season since the stat became official in 1982 (Chad Brown, 1996)
- ✦ Set a single-season career-high with 13.0 sacks – becoming the first Steelers' linebacker with 10 or more sacks in a season since 2010 (James Harrison and LaMarr Woodley) and tied for the ninth-most by a Steeler in a single-season since the stat became official in 1982
- ✦ First Steelers linebacker since 2013-14 (Jason Worilds) to record back-to-back seasons with at least 7.0 sacks
- ✦ Tallied 6.0 sacks through the first five weeks of the season, becoming the first Steeler with at least 6.0 sacks through the first five games of a season since 2009 (James Harrison, 6.0)
- ✦ His six defensive forced fumbles tied as the second-most by a Steeler in a single season since 1994 (James Harrison, 2008: 7)
- ✦ Named AFC Defensive Player of the Week for his Week 1 performance at Cleveland
- ✦ Totaled single-game career highs in tackles (10 total / 7 solo) and sacks (3.0)
- ✦ His 3.0 quarterback takeaways vs. Browns marked the second multi-sack game of his NFL career, both occurring on Kickoff Weekends (Sept. 10, 2017 at Cleveland and Sept. 9, 2018 at Cleveland)
- ✦ Blocked what could have been a game-winning field goal by Cleveland in OT
- ✦ Named AFC Defensive Player of the Week for his Week 5 performance vs. Atlanta
- ✦ Led all defenders with game highs in tackles (8 / 6 solo) and sacks (3.0)
- ✦ His 3.0 sacks marked the third multi-sack game of his NFL career and second of 2018 – matching a single-game career high (3.0, Sept. 9, 2018 at Cleveland)
- ✦ Forced a fumble on his third sack of QB Matt Ryan, in the fourth quarter, which was recovered by LB L.J. Fort in the Falcons' end zone for a touchdown
- ✦ Recorded a 12-yard strip-sack of Carolina QB Cam Newton in the second quarter (11/8), which increased his career sack total to 15.0 – tying Keith Willis (1982-83) for the second-most by a Steeler in their first two seasons in the NFL with the team since sacks became an official statistic in 1982
- ✦ Recorded 2.0 sacks, his third multi-sack game of his 2018 season, and the fourth of his NFL career vs. Jacksonville (11/18)
- ✦ Surpassed LaMarr Woodley for the most by a Steeler in their first two seasons in the NFL with the team since sacks became an official statistic in 1982

2017 (STEELERS)

- ✦ Started all 15 games he played in during the regular season and one playoff game
- ✦ His 7.0 sacks were the second-most by a rookie in Steelers history
- ✦ His 7.0 sacks led all NFL rookie linebackers and tied for the second-most among all League rookies
- ✦ Only NFL linebacker to finish the regular season with at least 50 tackles (52), 5.0 sacks (7.0), five passes defended (8) and one interception (1)
- ✦ Third player in NFL history and first on Kickoff Weekend to record 2.0 sacks and an interception in an NFL debut, joining Charles Glaze (Oct. 4, 1987) and Tommy Haynes (Oct. 4, 1987)
- ✦ First Steeler with at least 2.0 sacks in their NFL debut since sacks became an official statistic in 1982 (previous mark, 1.5, Kenny Davidson, Sept. 9, 1990 at Cleveland)
- ✦ First Steeler with at least 2.0 sacks and an interception in the same game since 2010 (LaMarr Woodley, Dec. 12 vs. Cincinnati)

TRANSACTIONS

- ✦ Pittsburgh exercised fifth-year option on Apr. 28, 2020
- ✦ Signed a four-year contract with the Steelers on June 14, 2017
- ✦ Drafted by Pittsburgh in the first round (30th overall) of the 2017 NFL Draft

COLLEGE

- ✦ Played in 27 games with 14 starts over a two-year span (2015-16) for Wisconsin
- ✦ Totaled 70 tackles, 17.0 TFLs and 11.5 sacks in his career
- ✦ Named Academic All-Big Ten for two straight years (2015-16)
- ✦ Named first-team All-American by ESPN.com and Sports Illustrated, and a second-team All-American by the AP, CBS Sports and Fox Sports as a redshirt junior in 2016
- ✦ Named first-team All-Big Ten in 2016
- ✦ Recorded 11.5 sacks in 2016, the fifth-most in a single season in school history
- ✦ Moved to defense during the spring of 2015, and was part of a defense that ranked No. 1 in the nation in scoring defense, holding opponents to 13.7 points per game
- ✦ Missed the entire 2014 season due to injury
- ✦ Redshirted in 2013...recruited to Wisconsin as a tight end
- ✦ Graduated with a degree in retailing and consumer behavior

PERSONAL

- ✦ Attended the Pewaukee High School (Pewaukee, Wisc.)
- ✦ First-team all-conference quarterback, linebacker and punter
- ✦ Named honorable mention all-area at linebacker by the Milwaukee Journal-Sentinel
- ✦ Threw for 527 yards with seven TDs, adding 554 rushing yards and nine rushing TDs as a senior, to go along with 42 tackles and 5.0 sacks on defense
- ✦ Lettered in track and field
- ✦ Son of Connie and John Watt
- ✦ His two brothers, J.J. and Derek, both play in the NFL
- ✦ Derek is a teammate with the Steelers
- ✦ J.J. is with Arizona Cardinals
- ✦ Full name: Trent Jordan Watt

T.J. WATT'S NFL REGULAR SEASON DEFENSIVE STATISTICS

DATE	TEAM	GP	GS	TACKLES								INTERCEPTIONS					O. FUMB			ST				MISC.		
				TK	S	A	TFL	YDS	SK	YDS	QBH	NO	YDS	LG	TD	PD	FF	FR	YDS	TK	S	A	FF	FR	S	A
2017	Steelers	15	15	52	39	13	10	42	7.0	36.0	13	1	17	17	0	7	1	0	0	2	1	1	0	0	0	
2018	Steelers	16	16	68	50	18	12	63	13.0	87.0	21	0	0	0	0	3	6	0	0	0	0	0	0	0	0	
2019	Steelers	16	16	55	35	20	14	56	14.5	104.0	36	2	7	7	0	8	8	4	0	0	0	0	0	0	0	
2020	Steelers	15	15	53	43	10	23	119	15.0	112.5	41	1	0	0	0	7	2	0	0	0	0	0	0	0	0	
NFL TOTALS		62	62	228	167	61	59	280	49.5	339.5	111	4	24	17	0	25	17	4	0	2	1	1	0	0	0	0

T.J. WATT'S NFL POSTSEASON DEFENSIVE STATISTICS

		TACKLES										INTERCEPTIONS				O. FUMB				ST				MISC		
DATE	TEAM	GP	GS	TK	S	A	TFL	YDS	SK	YDS	QBH	NO	YDS	LG	TD	PD	FF	FR	YDS	TK	S	A	FF	FR	S	A
2017	Steelers	1	1	2	1	1	0	0	0.0	0.0	2	0	0	0	0	1	0	0	0	0	0	0	0	0	0	0
2020	Steelers	1	1	3	2	1	1	1	0.0	0.0	0	0	0	0	0	1	0	0	0	0	0	0	0	0	0	0
NFL TOTALS		2	2	5	3	2	1	1	0.0	0.0	2	0	0	0	0	2	0	0	0	0	0	0	0	0	0	0

SINGLE-GAME HIGHS: DEFENSIVE

Total Tackles 10 at Cleveland Browns, Sep 09, 2018
8 vs. Atlanta Falcons, Oct 07, 2018
...1 more at 8.

Sacks 3.0 vs. Atlanta Falcons, Oct 07, 2018
3.0 at Cleveland Browns, Sep 09, 2018

Passes Defensed 3 at Dallas Cowboys, Nov 08, 2020
2 at New York Giants, Sep 14, 2020
...1 more at 2.

Forced Fumbles 2 vs. Miami Dolphins, Oct 28, 2019
2 vs. Cincinnati Bengals, Dec 30, 2018
...1 more at 2.

Fumble Recoveries 1 at New York Jets, Dec 22, 2019
1 vs. Miami Dolphins, Oct 28, 2019
...2 more at 1.

Tackles For Loss 4 at Cleveland Browns, Sep 09, 2018
3 at Cincinnati Bengals, Dec 21, 2020
...5 more at 3.

Interceptions 1 at New York Giants, Sep 14, 2020
1 at Arizona Cardinals, Dec 08, 2019
...2 more at 1.

Interception Return Yards 17 at Cleveland Browns, Sep 10, 2017
7 at San Francisco 49ers, Sep 22, 2019

Special Teams Tackles 1 vs. Tennessee Titans, Nov 16, 2017
1 at Cleveland Browns, Sep 10, 2017

SINGLE-GAME HIGHS - POSTSEASON: DEFENSIVE

Total Tackles 3 vs. Cleveland Browns, Jan 10, 2021
2 vs. Jacksonville Jaguars, Jan 14, 2018

Passes Defensed 1 vs. Cleveland Browns, Jan 10, 2021
1 vs. Jacksonville Jaguars, Jan 14, 2018

Tackles For Loss 1 vs. Cleveland Browns, Jan 10, 2021

2017 GAME-BY-GAME REGULAR-SEASON STATISTICS (STEELERS)

DATE	OPPONENT	P/S	TACKLES								INTERCEPTIONS				O. FUMB			ST				MISC		W/L	SCORE		
			TK	S	A	SK	YDS	TFL	YDS	QBH	NO	YDS	LG	TD	PD	FF	FR	YDS	TK	S	A	FF	FR			S	A
09/10	at Browns	S	6	5	1	2.0	11.0	2	11	2	1	17	17	0	1	0	0	0	1	1	0	0	0	0	0	W	21-18
09/17	Vikings	S	2	0	2	0.0	0.0	0	0	0	0	0	0	1	0	0	0	0	0	0	0	0	0	0	0	W	26-9
09/24	at Bears										INACTIVE														L	17-23+	
10/01	at Ravens	S	4	4	0	0.0	0.0	1	3	0	0	0	0	0	1	0	0	0	0	0	0	0	0	0	0	W	26-9
10/08	Jaguars	S	6	5	1	1.0	3.0	2	5	1	0	0	0	0	0	0	0	0	0	0	0	0	0	0	0	L	9-30
10/15	at Chiefs	S	1	1	0	0.0	0.0	0	0	0	0	0	0	0	0	0	0	0	0	0	0	0	0	0	0	W	19-13
10/22	Bengals	S	6	5	1	1.0	7.0	1	7	3	0	0	0	0	0	0	0	0	0	0	0	0	0	0	0	W	29-14
10/29	at Lions	S	2	1	1	0.0	0.0	0	0	0	0	0	0	0	1	0	0	0	0	0	0	0	0	0	0	W	20-15
11/12	at Colts	S	3	3	0	0.0	0.0	0	0	0	0	0	0	0	0	0	0	0	0	0	0	0	0	0	0	W	20-17
11/16	Titans	S	1	0	1	0.0	0.0	0	0	0	0	0	0	0	1	0	0	0	1	0	1	0	0	0	0	W	40-17
11/26	Packers	S	4	3	1	1.0	6.0	1	6	1	0	0	0	0	1	0	0	0	0	0	0	0	0	0	0	W	31-28
12/04	at Bengals	S	1	0	1	0.0	0.0	0	0	0	0	0	0	0	0	0	0	0	0	0	0	0	0	0	0	W	23-20
12/10	Ravens	S	4	4	0	1.0	8.0	1	4	3	0	0	0	0	0	1	0	0	0	0	0	0	0	0	0	W	39-38
12/17	Patriots	S	2	2	0	0.0	0.0	0	0	0	0	0	0	0	0	0	0	0	0	0	0	0	0	0	0	L	24-27
12/25	at Texans	S	2	0	2	0.0	0.0	0	0	0	0	0	0	0	1	0	0	0	0	0	0	0	0	0	0	W	34-6
12/31	Browns	S	8	6	2	1.0	1.0	2	6	3	0	0	0	0	0	0	0	0	0	0	0	0	0	0	0	W	28-24
2017 TOTALS		15-15	52	39	13	7.0	36.0	10	42	13	1	17	17	0	7	1	0	0	2	1	1	0	0	0	0	13-3	

+/- Overtime



CODY WHITE

WIDE RECEIVER

HEIGHT: 6-3

BIRTHPLACE Novi, MI

WEIGHT: 215

HOW ACQUIRED: FA-20

COLLEGE: Michigan State

NFL EXPERIENCE: 1st year

BORN: Nov. 28, 1998 (22)

PRO CAREER

- ✦ Has yet to make NFL debut

TRANSACTIONS

- ✦ Signed to a Reserve/Future contract with Pittsburgh on Jan. 14, 2021
- ✦ Signed to the Steelers practice squad on Sept. 24, 2020
- ✦ Waived by the N.Y. Giants on Aug. 16, 2020
- ✦ Signed with the N.Y. Giants on Aug. 11, 2020
- ✦ Waived by Kansas City on July 26, 2020
- ✦ Signed with the Chiefs as an undrafted free agent on Apr. 26, 2020

COLLEGE

- ✦ Three-year letterwinner played in 35 career games, including 26 starts at Michigan State
- ✦ Finished his career ranked seventh in MSU history with 143 receptions, 12th with 1,967 receiving yards and tied for 16th with 12 TD catches
- ✦ His 4.1 receptions per game rank seventh in MSU history
- ✦ Compiled 2,115 all-purpose yards (1,967 receiving; 85 punt return; 63 rushing)
- ✦ Had five career 100-yard receiving outings
- ✦ As a junior in 2019, earned honorable mention All-Big Ten by both coaches and media, led the Spartans and ranked fourth in the Big Ten with 66 catches (5.1 per game)
- ✦ His 66 catches tied for the seventh most in an MSU single-season history
- ✦ Ranked first on the team and sixth in the Big Ten in receiving (922 yards; 70.9 ypg)
- ✦ His 922 receiving yards ranked 13th most in a Spartan single-season
- ✦ Had a career-high six TD catches
- ✦ Ranked second on the team with a career-high 984 all-purpose yards (922 receiving; 40 punt return; 22 rushing)
- ✦ Earned team awards for most improved player on offense (Tommy Love Award) and outstanding Detroit-area player (Danziger Award)

PERSONAL

- ✦ Winner of the Michigan Mr. Football Award
- ✦ Played a multitude of positions for Coach Mike Zdebski at Walled Lake Western, including wide receiver, quarterback, running back, safety, cornerback, punter, placekicker and return specialist
- ✦ Selected to the Detroit Free Press and Detroit News All-State Dream Teams
- ✦ Son of Sheldon and Amy White
- ✦ Born Nov. 28, 1998
- ✦ His father, Sheldon, is the executive director of player personnel and recruiting for the Spartans and previously worked 19 seasons in the front office with the Detroit Lions; he played defensive back in the NFL for six seasons (1988-93)

CODY WHITE'S NFL POSTSEASON RUSHING/RECEIVING STATISTICS

DATE	TEAM	GP	GS	RECEIVING				RUSHING			
				NO.	YDS.	AVG.	LG	TD	NO.	YDS.	AVG.
2020	Steelers	0	0	0	0	0.0	0	0	0	0	0.0
NFL TOTALS		0	0	0	0	0.0	0	0	0	0	0.0

CODY WHITE'S NFL POSTSEASON RETURN STATISTICS


DATE	TEAM	KICKOFF RETURNS				PUNT RETURNS			
		RET.	YDS.	AVG.	LG	NO.	FC	YDS.	AVG.
2020	Steelers	0	0	0.0	0	0	0	0	0.0
NFL TOTALS		0	0	0.0	0	0	0	0	0.0

2020 GAME-BY-GAME REGULAR-SEASON STATISTICS (CHIEFS/STEELERS)

DATE	OPPONENT	P/S	RECEIVING					RUSHING					W/L	SCORE		
			NO.	YDS.	AVG.	LG	TD	NO.	YDS.	AVG.	LG	TD				
09/10	Texans							NOT ON ROSTER					W	34-20		
09/20	at Chargers							NOT ON ROSTER					W	23-20+		
09/28	at Ravens							NOT ON ROSTER					W	34-20		
10/05	Patriots							NOT ON ROSTER					W	26-10		
10/11	Raiders							NOT ON ROSTER					L	32-40		
10/19	at Bills							NOT ON ROSTER					W	26-17		
10/25	at Broncos							NOT ON ROSTER					W	43-16		
11/01	Jets							NOT ON ROSTER					W	35-9		
11/08	Panthers							NOT ON ROSTER					W	33-31		
11/15	Bengals							Went from Chiefs to Steelers .					W	36-10		
								PRACTICE SQUAD								
								Went from Steelers to Chiefs .								
11/22	at Raiders							NOT ON ROSTER					W	35-31		
11/29	at Buccaneers							NOT ON ROSTER					W	27-24		
12/06	Broncos							NOT ON ROSTER					W	22-16		
12/13	at Dolphins							NOT ON ROSTER					W	33-27		
12/20	at Saints							NOT ON ROSTER					W	32-29		
12/27	Falcons							NOT ON ROSTER					W	17-14		
01/03	Chargers							NOT ON ROSTER					L	21-38		
2020 TOTALS		0-0	0	0	0.0	0	0	0	0	0.0	0	0	15-2			
+ - Overtime																

2020 GAME-BY-GAME POSTSEASON STATISTICS (STEELERS)

DATE	OPPONENT	P/S	RECEIVING					RUSHING					W/L	SCORE
			NO.	YDS.	AVG.	LG	TD	NO.	YDS.	AVG.	LG	TD		
01/10	Browns							DID NOT PLAY					L	37-48
2020 TOTALS		0-0	0	0	0.0	0	0	0	0	0.0	0	0	0-1	



CHRIS WORMLEY DEFENSIVE LINEMAN

HEIGHT: 6-5 BIRTHPLACE: Toledo, OH
 WEIGHT: 300 HOW ACQUIRED: TR '20 (BAL)
 COLLEGE: Michigan NFL EXPERIENCE: 5th year
 BORN: Oct. 25, 1993 (27)

PRO CAREER

- ✦ Has played in 52 games (16 starts) over his four-year NFL career (Ravens 2017-19; Steelers 2020)
- ✦ Registered 62 tackles, 12 quarterback hits, five tackles for loss, 3.5 sacks and seven passes defended
- ✦ Made NFL debut in Week 5 of 2017 at Oakland
- ✦ Made NFL starting debut in Week 6 of 2017 vs. Chicago

2020 (STEELERS)

- ✦ Played in 13 regular-season games (one start)
- ✦ Recorded eight tackles (three solo), 1.0 sack, one tackle for loss and three quarterback hits

2019 (RAVENS)

- ✦ Played in 16 regular-season games (seven starts)
- ✦ Recorded 33 tackles, 1.5 sacks, six quarterback hits, two tackles for a loss and two passes defended
- ✦ Registered four tackles (three solo), two tackles for loss, two quarterback hits and 1.0 sack in Week 10 at Cincinnati
- ✦ Recorded four tackles (two solo), one quarterback hit, one pass defended and 0.5 sack in Week 13 vs. San Francisco

2018 (RAVENS)

- ✦ Played in 16 regular-season games (six starts)
- ✦ Recorded 16 tackles, 1.0 sacks, two quarterback hits, two tackles for a loss and five passes defended for the league's No. 1 overall (292.9 ypg) and No. 2 scoring (17.9 ppg) defense
- ✦ Registered two tackles (two solo) and one tackle for loss in Week 2 at Cincinnati
- ✦ Recorded three tackles (three solo) in Week 7 vs. New Orleans
- ✦ Recorded his first-career sack for a defense that posted franchise records in sacks (11) in the 21-0 victory in Week 6 at Tennessee

2017 (RAVENS)

- ✦ Played in seven regular-season games (two starts)
- ✦ Registered five tackles (five solo) for a unit that led the League in both takeaways (34), interceptions (22) and finished ranked 12th overall (325.1 ypg)
- ✦ Made NFL debut in Week 5 at Oakland
- ✦ Made NFL starting debut in Week 6 vs. Chicago

TRANSACTIONS

- ✦ Signed a two-year contract with Pittsburgh on Mar. 18, 2021
- ✦ Traded to the Steelers from Baltimore with 2021 seventh round pick (#254 Pressley Harvin III) for 2021 fifth round pick (#168 – traded) on March 20, 2020
- ✦ Signed a four-year contract with the Ravens on May 5, 2017
- ✦ Drafted by Baltimore in the third round (74th overall) of the 2017 NFL Draft

COLLEGE

- ✦ Played in 51 games (30 starts) over a four-year span (2013-16) for Michigan
- ✦ Registered 123 tackles (61 solo), 18.0 sacks and 33 tackles for loss
- ✦ Started all 13 games for the nation's top-ranked Wolverines' defense (261.8 yards/game) in 2016
- ✦ Michigan finished No. 1 in the FBS in pass defense (142.5 yards/game) and fourth in sacks/game (3.54)
- ✦ Selected first-team All-Big Ten by coaches, second-team All-Big Ten by media, and earned second-team Sporting News All-America honors as a senior in 2016
- ✦ Recorded a career-high 43 tackles and 6.5 sacks in 2015
- ✦ Michigan finished No. 4 in total defense (280.7 yards/game) and No. 3 against the pass (158.5 yards/game)
- ✦ Graduated with a degree in sports management

PERSONAL

- ✦ Attended the Whitmer High School (Toledo, Ohio)
- ✦ Recorded 66 tackles, 19 tackles for loss, 11 sacks and one pass defended as a senior, earning AP Division I All-Ohio first-team honors and co-Defensive Player of the Year
- ✦ Named first-team Division I All-District as a sophomore after tallying 60 tackles and 12 sacks
- ✦ Also lettered in basketball and track and field
- ✦ Full name: Chris Wormley

CHRIS WORMLEY'S NFL REGULAR SEASON DEFENSIVE STATISTICS

DATE	TEAM	GP	GS	TACKLES								INTERCEPTIONS				O. FUMB			ST				MISC	
				TK	S	A	TFL	YDS	SK	YDS	QBH	NO	YDS	LG	TD	PD	FF	FR	YDS	TK	S	A	FF	FR
2017	Ravens	7	2	5	5	0	0	0.0	0.0	1	0	0	0	0	0	0	0	0	0	0	0	0	0	0
2018	Ravens	16	6	16	13	3	2	7	1.0	6.0	2	0	0	0	5	0	0	0	0	0	0	0	0	0
2019	Ravens	16	7	33	17	16	2	9	1.5	7.0	6	0	0	0	2	0	0	0	0	0	0	0	0	0
2020	Steelers	13	1	8	3	5	1	9	1.0	9.0	3	0	0	0	0	0	0	0	0	0	0	0	0	0
NFL TOTALS		52	16	62	38	24	5	25	3.5	22.0	12	0	0	0	7	0	0	0	0	0	0	0	0	0

CHRIS WORMLEY'S NFL POSTSEASON DEFENSIVE STATISTICS

DATE	TEAM	GP	GS	TACKLES								INTERCEPTIONS				O. FUMB				ST				MISC	
				TK	S	A	TFL	YDS	SK	YDS	QBH	NO	YDS	LG	TD	PD	FF	FR	YDS	TK	S	A	FF	FR	S
2018	Ravens	1	0	2	2	0	0	0.0	0.0	0	0	0	0	0	0	0	0	0	0	0	0	0	0	0	
2019	Ravens	1	1	3	2	1	0	0	0.0	0.0	0	0	0	0	0	0	0	0	0	0	0	0	0	0	
2020	Steelers	1	0	0	0	0	0	0	0.0	0.0	0	0	0	0	0	0	0	0	0	0	0	0	0	0	
NFL TOTALS		3	1	5	4	1	0	0	0.0	0.0	0	0	0	0	0	0	0	0	0	0	0	0	0	0	

SINGLE-GAME HIGHS: DEFENSIVE

Total Tackles 4 vs. Pittsburgh Steelers, Dec 29, 2019
4 at Cleveland Browns, Dec 22, 2019
...2 more at 4.
Sacks 1.0 at Cleveland Browns, Jan 03, 2021
1.0 at Cincinnati Bengals, Nov 10, 2019
...1 more at 1.0.

Passes Defensed 2 vs. Buffalo Bills, Sep 09, 2018
1 vs. San Francisco 49ers, Dec 01, 2019
...4 more at 1.
Tackles For Loss 2 at Cincinnati Bengals, Nov 10, 2019
1 at Cleveland Browns, Jan 03, 2021
...2 more at 1.

SINGLE-GAME HIGHS - POSTSEASON: DEFENSIVE

Total Tackles 3 vs. Tennessee Titans, Jan 11, 2020
2 vs. Los Angeles Chargers, Jan 06, 2019

2017 GAME-BY-GAME REGULAR-SEASON STATISTICS (RAVENS)

DATE	OPPONENT	P/S	TACKLES								INTERCEPTIONS				O. FUMB			ST				MISC		W/L	SCORE	
			TK	S	A	SK	YDS	TFL	YDS	QBH	NO	YDS	LG	TD	PD	FF	FR	YDS	TK	S	A	FF	FR			S
09/10	at Bengals										INACTIVE													W	20-0	
09/17	Browns										INACTIVE													W	24-10	
09/24	at Jaguars										INACTIVE													L	7-44	
10/01	Steelers										INACTIVE													L	9-26	
10/08	at Raiders	P	1	1	0	0.0	0.0	0	0	0	0	0	0	0	0	0	0	0	0	0	0	0	0	0	W	30-17
10/15	Bears	S	2	2	0	0.0	0.0	0	0	1	0	0	0	0	0	0	0	0	0	0	0	0	0	0	L	24-27+
10/22	at Vikings	S	1	1	0	0.0	0.0	0	0	0	0	0	0	0	0	0	0	0	0	0	0	0	0	0	L	16-24
10/26	Dolphins	P	1	1	0	0.0	0.0	0	0	0	0	0	0	0	0	0	0	0	0	0	0	0	0	0	W	40-0
11/05	at Titans	P	0	0	0	0.0	0.0	0	0	0	0	0	0	0	0	0	0	0	0	0	0	0	0	0	L	20-23
11/19	at Packers										ON INACTIVE LIST													W	23-0	
11/27	Texans										INACTIVE													W	23-16	
12/03	Lions										INACTIVE													W	44-20	
12/10	at Steelers	P	0	0	0	0.0	0.0	0	0	0	0	0	0	0	0	0	0	0	0	0	0	0	0	0	L	38-39
12/17	at Browns										INACTIVE													W	27-10	
12/23	Colts										INACTIVE													W	23-16	
12/31	Bengals	P	0	0	0	0.0	0.0	0	0	0	0	0	0	0	0	0	0	0	0	0	0	0	0	0	L	27-31
2017 TOTALS		7-2	5	5	0	0.0	0.0	0	0	1	0	0	0	0	0	0	0	0	0	0	0	0	0	0	9-7	
+ Overtime																										

+ - Overtime

2018 GAME-BY-GAME REGULAR-SEASON STATISTICS (RAVENS)

DATE	OPPONENT	P/S	TACKLES								INTERCEPTIONS				O. FUMB			ST				MISC				
			TK	S	A	SK	YDS	TFL	YDS	QBH	NO	YDS	LG	TD	PD	FF	FR	YDS	TK	S	A	FF	FR	S	A	W/L
09/09	Bills	P	1	1	0	0.0	0.0	0	0	0	0	0	0	2	0	0	0	0	0	0	0	0	0	0	W	47-3
09/13	at Bengals	S	2	2	0	0.0	0.0	1	1	0	0	0	0	0	0	0	0	0	0	0	0	0	0	0	L	23-34
09/23	Broncos	S	1	1	0	0.0	0.0	0	0	0	0	0	0	0	0	0	0	0	0	0	0	0	0	0	W	27-14
09/30	at Steelers	P	0	0	0	0.0	0.0	0	0	0	0	0	0	1	0	0	0	0	0	0	0	0	0	0	W	26-14
10/07	at Browns	S	1	1	0	0.0	0.0	0	0	0	0	0	0	0	0	0	0	0	0	0	0	0	0	0	L	9-12+
10/14	at Titans	S	1	1	0	1.0	6.0	1	6	1	0	0	0	0	0	0	0	0	0	0	0	0	0	0	W	21-0
10/21	Saints	S	3	3	0	0.0	0.0	0	0	0	0	0	0	0	0	0	0	0	0	0	0	0	0	0	L	23-24
10/28	at Panthers	S	1	0	1	0.0	0.0	0	0	0	0	0	0	0	0	0	0	0	0	0	0	0	0	0	L	21-36
11/04	Steelers	P	1	0	1	0.0	0.0	0	0	0	0	0	0	1	0	0	0	0	0	0	0	0	0	0	L	16-23
11/18	Bengals	P	1	1	0	0.0	0.0	0	0	0	0	0	0	0	0	0	0	0	0	0	0	0	0	0	W	24-21
11/25	Raiders	P	1	1	0	0.0	0.0	0	0	0	0	0	0	1	0	0	0	0	0	0	0	0	0	0	W	34-17
12/02	at Falcons	P	0	0	0	0.0	0.0	0	0	0	0	0	0	0	0	0	0	0	0	0	0	0	0	0	W	26-16
12/09	at Chiefs	P	0	0	0	0.0	0.0	0	0	0	0	0	0	0	0	0	0	0	0	0	0	0	0	0	L	24-27+
12/16	Buccaneers	P	2	1	1	0.0	0.0	0	0	0	0	0	0	0	0	0	0	0	0	0	0	0	0	0	W	20-12
12/22	at Chargers	P	0	0	0	0.0	0.0	0	0	0	0	0	0	0	0	0	0	0	0	0	0	0	0	0	W	22-10
12/30	Browns	P	1	1	0	0.0	0.0	0	0	1	0	0	0	0	0	0	0	0	0	0	0	0	0	0	W	26-24
2018 TOTALS			16	13	3	1.0	6.0	2	7	2	0	0	0	5	0	0	0	0	0	0	0	0	0	10-6		

+ - Overtime

2019 GAME-BY-GAME REGULAR-SEASON STATISTICS (RAVENS)

DATE	OPPONENT	P/S	TACKLES							INTERCEPTIONS				O. FUMB			ST				MISC		W/L	SCORE		
			TK	S	A	SK	YDS	TFL	YDS	QBH	NO	YDS	LG	TD	PD	FF	FR	YDS	TK	S	A	FF			FR	S
09/08	at Dolphins	S	0	0	0	0.0	0.0	0	0	1	0	0	0	0	0	0	0	0	0	0	0	0	0	0	W	59-10
09/15	Cardinals	P	0	0	0	0.0	0.0	0	0	0	0	0	0	0	0	0	0	0	0	0	0	0	0	0	W	23-17
09/22	at Chiefs	P	0	0	0	0.0	0.0	0	0	1	0	0	0	0	0	0	0	0	0	0	0	0	0	0	L	28-33
09/29	Browns	S	1	1	0	0.0	0.0	0	0	0	0	0	0	1	0	0	0	0	0	0	0	0	0	0	L	25-40
10/06	at Steelers	P	1	0	1	0.0	0.0	0	0	0	0	0	0	0	0	0	0	0	0	0	0	0	0	0	W	26-23+
10/13	Bengals	S	2	1	1	0.0	0.0	0	0	0	0	0	0	0	0	0	0	0	0	0	0	0	0	0	W	23-17
10/20	at Seahawks	P	2	1	1	0.0	0.0	0	0	1	0	0	0	0	0	0	0	0	0	0	0	0	0	0	W	30-16
11/03	Patriots	P	2	0	2	0.0	0.0	0	0	0	0	0	0	0	0	0	0	0	0	0	0	0	0	0	W	37-20
11/10	at Bengals	S	4	3	1	1.0	7.0	2	9	2	0	0	0	0	0	0	0	0	0	0	0	0	0	0	W	49-13
11/17	Texans	P	2	1	1	0.0	0.0	0	0	0	0	0	0	0	0	0	0	0	0	0	0	0	0	0	W	41-7
11/25	at Rams	P	2	1	1	0.0	0.0	0	0	0	0	0	0	0	0	0	0	0	0	0	0	0	0	0	W	45-6
12/01	49ers	S	4	2	2	0.5	0.0	0	0	1	0	0	0	1	0	0	0	0	0	0	0	0	0	0	W	20-17
12/08	at Bills	P	2	0	2	0.0	0.0	0	0	0	0	0	0	0	0	0	0	0	0	0	0	0	0	0	W	24-17
12/12	Jets	S	3	3	0	0.0	0.0	0	0	0	0	0	0	0	0	0	0	0	0	0	0	0	0	0	W	42-21
12/22	at Browns	P	4	3	1	0.0	0.0	0	0	0	0	0	0	0	0	0	0	0	0	0	0	0	0	0	W	31-15
12/29	Steelers	S	4	1	3	0.0	0.0	0	0	0	0	0	0	0	0	0	0	0	0	0	0	0	0	0	W	28-10

2019 TOTALS

16-7

+ - Overtime

2020 GAME-BY-GAME REGULAR-SEASON STATISTICS (STEELERS)

DATE	OPPONENT	P/S	TACKLES							INTERCEPTIONS				O. FUMB			ST				MISC		W/L	SCORE		
			TK	S	A	SK	YDS	TFL	YDS	QBH	NO	YDS	LG	TD	PD	FF	FR	YDS	TK	S	A	FF			FR	S
09/14	at Giants	P	0	0	0	0.0	0.0	0	0	0	0	0	0	0	0	0	0	0	0	0	0	0	0	0	W	26-16
09/20	Broncos	P	1	1	0	0.0	0.0	0	0	0	0	0	0	0	0	0	0	0	0	0	0	0	0	0	W	26-21
09/27	Texans	P	1	0	1	0.0	0.0	0	0	0	0	0	0	0	0	0	0	0	0	0	0	0	0	0	W	28-21
10/11	Eagles	P	0	0	0	0.0	0.0	0	0	0	0	0	0	0	0	0	0	0	0	0	0	0	0	0	W	38-29
10/18	Browns	P	1	0	1	0.0	0.0	0	0	1	0	0	0	0	0	0	0	0	0	0	0	0	0	0	W	38-7
10/25	at Titans	P	0	0	0	0.0	0.0	0	0	1	0	0	0	0	0	0	0	0	0	0	0	0	0	0	W	27-24
11/01	at Ravens										DID NOT PLAY														W	28-24
11/08	at Cowboys										DID NOT PLAY														W	24-19
11/15	Bengals										DID NOT PLAY														W	36-10
11/22	at Jaguars	P	0	0	0	0.0	0.0	0	0	0	0	0	0	0	0	0	0	0	0	0	0	0	0	0	W	27-3
12/02	Ravens	P	2	1	1	0.0	0.0	0	0	0	0	0	0	0	0	0	0	0	0	0	0	0	0	0	W	19-14
12/07	Washington	P	1	0	1	0.0	0.0	0	0	0	0	0	0	0	0	0	0	0	0	0	0	0	0	0	L	17-23
12/13	at Bills	P	0	0	0	0.0	0.0	0	0	0	0	0	0	0	0	0	0	0	0	0	0	0	0	0	L	15-26
12/21	at Bengals	P	0	0	0	0.0	0.0	0	0	0	0	0	0	0	0	0	0	0	0	0	0	0	0	0	L	17-27
12/27	Colts	P	0	0	0	0.0	0.0	0	0	0	0	0	0	0	0	0	0	0	0	0	0	0	0	0	W	28-24
01/03	at Browns	S	2	1	1	1.0	9.0	1	9	1	0	0	0	0	0	0	0	0	0	0	0	0	0	0	L	22-24
2020 TOTALS		13-1	8	3	5	1.0	9.0	1	9	3	0	0	0	0	0	0	0	0	0	0	0	0	0	0	12-4	

2020 TOTALS

13-1

2018 GAME-BY-GAME POSTSEASON STATISTICS (RAVENS)

DATE	OPPONENT	P/S	TACKLES							INTERCEPTIONS				O. FUMB			ST				MISC		W/L	SCORE		
			TK	S	A	SK	YDS	TFL	YDS	QBH	NO	YDS	LG	TD	PD	FF	FR	YDS	TK	S	A	FF			FR	S
01/06	Chargers	P	2	2	0	0.0	0.0	0	0	0	0	0	0	0	0	0	0	0	0	0	0	0	0	0	L	17-23
2018 TOTALS		1-0	2	2	0	0.0	0.0	0	0	0	0	0	0	0	0	0	0	0	0	0	0	0	0	0	0-1	

2018 TOTALS

1-0

2019 GAME-BY-GAME POSTSEASON STATISTICS (RAVENS)

			TACKLES							INTERCEPTIONS				O. FUMB			ST				MISC							
DATE	OPPONENT	P/S	TK	S	A	SK	YDS	TFL	YDS	QBH	NO	YDS	LG	TD	PD	FF	FR	YDS	TK	S	A	FF	FR	S	A	W/L	SCORE	
01/11	Titans	S	3	2	1	0.0	0.0	0	0	0	0	0	0	0	0	0	0	0	0	0	0	0	0	0	0	L	12-28	
2019 TOTALS			1-1	3	2	1	0.0	0.0	0	0	0	0	0	0	0	0	0	0	0	0	0	0	0	0	0	0	0-1	

2019 TOTALS

1-1

2020 GAME-BY-GAME POSTSEASON STATISTICS (STEELERS)

		TACKLES								INTERCEPTIONS				O. FUMB		ST				MISC							
DATE	OPPONENT	P/S	TK	S	A	SK	YDS	TFL	YDS	QBH	NO	YDS	LG	TD	PD	FF	FR	YDS	TK	S	A	FF	FR	S	A	W/L	SCORE
01/10	Browns	P	0	0	0	0.0	0.0	0	0	0	0	0	0	0	0	0	0	0	0	0	0	0	0	0	0	L	37-48
2020 TOTALS		1-0	0	0	0	0.0	0.0	0	0	0	0	0	0	0	0	0	0	0	0	0	0	0	0	0	0	0-1	

2020 TOTALS

1-0

NO.	NAME	POS	HT	WT	DOB	EXP	COLLEGE	HOMETOWN	HOW ACQ
30	Acy, DeMarkus	DB	6-0	191	4/29/1998	1	Missouri	Dallas, TX	FA '21
27	Allen, Marcus	LB	6-2	215	8/7/1996	2	Penn State	Silver Spring, MD	D5a '18
94	Alualu, Tyson	DE	6-3	304	5/12/1987	11	California	Honolulu, HI	UFA '17
65D	Anderson, Abdullah	DT	6-4	295	1/24/1996	2	Bucknell	Galloway, NJ	PS '20
29	Ballage, Kalen	RB	6-2	231	12/22/1995	4	Arizona State	Falcon, Colo.	FA '20
72	Banner, Zach	OT	6-8	335	12/25/1993	5	USC	Lakewood, WA	FA '19
89	Baugh, Marcus	TE	6-4	245	12/9/1994	2	Ohio State	Riverside, CA	FA '21
4	Berry, Jordan	P	6-5	195	3/18/1991	7	Eastern Kentucky	Melbourne, Victoria, Australia	FA '15
9	Boswell, Chris	K	6-2	185	3/16/1991	7	Rice	Fort Worth, TX	FA '15
25	Brooks Jr., Antoine	S	5-11	210	10/28/1997	2	Maryland	Lanham, MD	D6 '20
29	Brown, Shakur	CB	5-11	190	2/11/1999	R	Michigan State	Stockbridge, GA	UDFA '21
96	Buggs, Isaiah	DE	6-3	295	8/24/1996	3	Alabama	Ruston, LA	D6b '19
33D	Bundage, Calvin	LB	6-1	220	4/8/1998	R	Oklahoma State	Edmond, OK	UDFA '21
55	Bush, Devin	LB	5-11	234	7/18/1998	3	Michigan	Pembroke Pines, FL	D1 '19
84	Bussey, Rico	WR	6-2	190	2/25/1998	R	Hawaii	Lawton, OK	UDFA '21
57	Canaday, Kameron	LS	6-4	245	8/20/1993	5	Portland State	Eugene, OR	FA '17
61D	Carter, T.J.	DL	6-4	289	9/15/1998	1	Kentucky	Mableton, GA	FA-20
11	Claypool, Chase	WR	6-4	238	7/7/1998	2	Notre Dame	Abbotsford, British Columbia, Canada	D2 '20
61	Collins, Aviante	T	6-4	292	4/21/1993	4	Texas Christian	Missouri City, TX	FA '21
79	Coward, Rashad	OL	6-5	319	11/6/1994	2	Old Dominion	Brooklyn, NY	FA '21
68	Coyle, Anthony	T	6-4	298	9/19/1996	1	Fordham	Staten Island, NY	FA '20
73	Davis, Carlos	DT	6-2	320	8/22/1996	2	Nebraska	Blue Springs, MO	D7 '20
38D	Denmark, Stephen	CB	6-2	217	4/20/1996	1	Valdosta State	Tallahassee, FL	FA '21
5	Dobbs, Joshua	QB	6-3	210	1/26/1995	4	Tennessee	Alpharetta, GA	D4 '17
69	Dotson, Kevin	OL	6-4	321	9/18/1996	2	Louisiana	Plaquemine, LA	D4b '20
85	Ebron, Eric	TE	6-4	253	4/10/1993	8	North Carolina	Newark, NJ	UFA '20
34	Edmunds, Terrell	S	6-1	217	1/20/1997	4	Virginia Tech	Danville, VA	D1 '18
33	Edmunds, Trey	RB	6-2	223	12/30/1994	3	Maryland	Danville, VA	UDFA '18
67	Finney, B.J.	C/G	6-4	318	10/26/1991	5	Kansas State	Wichita, KS	UDFA '15
39	Fitzpatrick, Minkah	S	6-1	207	11/17/1996	4	Alabama	Old Bridge, NJ	TR '19 (MIA)
88	Freiermuth, Pat	TE	6-5	258	10/25/1998	R	Penn State	Merrimac, MA	D2 '21
81	Gentry, Zach	TE	6-8	265	9/10/1996	3	Michigan	Albuquerque, NM	D5 '19
17D	Gilbert, Mark	CB	6-1	175	6/1/1997	R	Duke	Fayetteville, NC	UDFA '21
54	Gilbert III, Ulysees	ILB	6-0	230	8/9/1997	3	Akron	Ocala, FL	D6c '19
74	Green, Chaz	T	6-5	318	4/8/1992	6	Florida	Tampa, FL	UFA '21
53	Green, Kendrick	C	6-4	315	12/22/1998	R	Illinois	Peoria, IL	D3 '21
23	Haden, Joe	CB	5-11	195	4/14/1989	12	Florida	Fort Washington, MD	FA '17
71	Haeg, Joe	T	6-6	298	3/11/1993	6	North Dakota State	Lake Shore, MN	UFA '21
22	Harris, Najee	RB	6-1	232	4/19/1999	R	Alabama	Antioch, CA	D1 '21
6	Harvin III, Pressley	P	6-0	255	9/17/1998	R	Georgia Tech	Alcolu, SC	D7b '21
3	Haskins, Dwayne	QB	6-4	230	5/3/1997	3	Ohio State	Highland Park, NJ	FA '21
60	Hassenaue, J.C.	C	6-2	295	9/15/1995	2	Alabama	Woodbury, MN	FA '19
97	Heyward, Cameron	DT	6-5	295	5/6/1989	11	Ohio State	Pittsburgh, PA	D1 '11
56	Highsmith, Alex	LB	6-4	242	8/7/1997	2	Charlotte	Wilmington, NC	D3 '20
8	Ingram III, Melvin	LB	6-2	247	4/26/1989	9	South Carolina	Rockingham, NC	FA '21
83	Johnson, Anthony	WR	6-2	210	1/29/1995	1	Buffalo	Rock Hill, SC	FA '20
51D	Johnson, Buddy	LB	6-2	240	2/27/1999	R	Texas A&M	Dallas, TX	D4b '21
18	Johnson, Dontae	WR	5-10	183	7/5/1996	3	Toldeo	Ruskin, FL	D3a '19
44D	Jones, Jamir	OLB	6-3	255	6/14/1998	1	Notre Dame	Rochester, NY	FA '21
28	Killebrew, Miles	S	6-2	222	5/10/1993	6	Southern Utah	Henderson, NV	D-4 '16
46	Kuntz, Christian	LS	6-1	228	4/13/1994	1	Duquesne	Pittsburgh, PA	FA '20
31	Layne, Justin	CB	6-2	192	1/12/1998	3	Michigan State	Cleveland, OH	D3b '19
77	Legue, John	T	6-7	310	4/17/1996	1	Tulane	Alexandria, LA	FA '20
92	Loudermilk, Isaiah	DE	6-7	240	10/10/1997	R	Wisconsin	Howard, KN	D5 '21
49D	Marsh, Cassius	DE	6-4	245	7/7/1992	8	UCLA	Mission Hills, CA	FA '20
35D	Maullet, Arthur	CB	5-10	190	7/13/1993	5	Memphis	New Orleans, LA	FA-21
14	McCloud, Ray-Ray	WR	5-9	190	10/15/1996	3	Clemson	Tampa, FL	FA '20
26	McFarland Jr., Anthony	RB	5-8	193	3/4/1999	2	Maryland	Hyattsville, MD	D4a '20
17	McKay, Isaiah	WR	6-3	182	1/23/1982	R	Kent State	Brooklyn, NY	UDFA '21
45	Miller, Jarvis	LB	6-2	225	7/29/1997	1	Massachusetts	Suffield, CT	FA '21
99	Mondeaux, Henry	DE	6-4	280	9/19/1995	2	Oregon	Portland, OR	FA '19
65	Moore Jr., Dan	OT	6-5	258	9/28/1998	R	Texas A&M	Beaumont, TX	D4a '21
21	Norwood, Tre	DB	6-0	194	4/19/1999	R	Oklahoma	Fort Smith, AR	D7a '21
76	Okorafor, Chukwuma	OL	6-6	320	8/8/1997	4	Western Michigan	Southfield, MI	D3b '18
42	Pierre, Chaks	CB	6-2	185	9/16/1996	2	Florida Atlantic	Deerfield Beach, FL	UDFA '20
87	Rader, Kevin	TE	6-4	250	4/26/1995	1	Youngstown State	Pittsburgh, PA	FA '19
48	Roche, Quincy	LB	6-3	245	2/10/1998	R	Miami	Randallstown, MD	D6 '21
7	Roethlisberger, Ben	QB	6-5	240	3/2/1982	18	Miami (OH)	Findlay, OH	D1 '04
2	Rudolph, Mason	QB	6-5	235	6/17/1995	3	Oklahoma State	Rock Hill, SC	D3a '18
38	Samuels, Jaylen	RB	6-0	225	7/20/1996	4	North Carolina State	Charlotte, NC	D5b '18
40	Scales, Teyray	LB	6-0	227	5/10/1996	1	Indiana	Cincinnati, OH	FA '20
80	Sexton, Mathew	WR	5-11	175	10/17/1997	1	Eastern Michigan	Clinton, MI	FA '21
82	Simmons, Tyler	WR	6-0	201	12/30/1997	1	Georgia	Powder Springs, GA	Fa '21
16	Sloman, Sam	K	5-8	205	9/19/1997	1	Miami, Ohio	Roswell, GA	FA '21
19	Smith-Schuster, JuJu	WR	6-1	215	11/22/1996	5	USC	Long Beach, CA	D2 '17
24	Snell Jr., Benny	RB	5-10	224	2/26/1998	3	Kentucky	Columbus, OH	D4 '19
41	Spillane, Robert	LB	6-1	229	12/14/1995	3	Western Michigan	Oak Park, IL	FA '19
26D	Stiner, Donovan	S	6-2	210	2/11/1999	R	Florida	Houston, TX	UDFA '21
20	Sutton, Cameron	CB	5-11	188	2/27/1995	5	Tennessee	Jonesboro, GA	D3a '17
67D	Taylor, Calvin	DE	6-9	310	12/31/1969	1	Kentucky	Orangeburg, SC	UDFA '20
91	Tuitt, Stephon	DE	6-6	303	5/23/1993	8	Notre Dame	Miami, FL	D2 '14
51	Turner, Trai	G	6-3	315	6/14/1993	8	Louisiana State	New Orleans, LA	FA '21

24D	Wade, Lamont	S	5-9	187	1/14/1999	R	Penn State	Clairton, PA	UDFA '21
62	Walton, Brandon	T	6-5	300	3/18/1998	1	Florida Atlantic	Clearwater, FL	FA '20
13	Washington, James	WR	5-11	213	4/2/1996	4	Oklahoma State	Stamford, TX	D2 '18
50	Watson, Jamar	LB	6-3	244	9/3/1997	R	Kentucky	Brandywine, MD	UDFA '21
44	Watt, Derek	FB	6-2	234	11/7/1992	6	Wisconsin	Pewaukee, WI	UFA '20
90	Watt, T.J.	LB	6-4	252	10/11/1994	5	Wisconsin	Pewaukee, WI	D1 '17
15	White, Cody	WR	6-3	215	11/28/1998	1	Michigan State	Novi, MI	FA-20
95	Wormley, Chris	DL	6-5	300	10/25/1993	5	Michigan	Toledo, OH	TR '20 (BAL)
Reserve/Retired (1)									
98	Williams, Vince	LB	6-1	233	12/27/1989	9	Florida State	Davenport, FL	D6b '13

NO.	NAME	POS	HT	WT	DOB	EXP	COLLEGE	HOMETOWN	HOW ACQ
2	Rudolph, Mason	QB	6-5	235	6/17/1995	3	Oklahoma State	Rock Hill, SC	D3a '18
3	Haskins, Dwayne	QB	6-4	230	5/3/1997	3	Ohio State	Highland Park, NJ	FA '21
4	Berry, Jordan	P	6-5	195	3/18/1991	7	Eastern Kentucky	Melbourne, Victoria, Australia	FA '15
5	Dobbs, Joshua	QB	6-3	210	1/26/1995	4	Tennessee	Alpharetta, GA	D4 '17
6	Harvin III, Pressley	P	6-0	255	9/17/1998	R	Georgia Tech	Alcoul, SC	D7b '21
7	Roethlisberger, Ben	QB	6-5	240	3/2/1982	18	Miami (OH)	Findlay, OH	D1 '04
8	Ingram III, Melvin	LB	6-2	247	4/26/1989	9	South Carolina	Rockingham, NC	FA '21
9	Boswell, Chris	K	6-2	185	3/16/1991	7	Rice	Fort Worth, TX	FA '15
11	Claypool, Chase	WR	6-4	238	7/7/1998	2	Notre Dame	Abbotsford, British Columbia, Canada	D2 '20
13	Washington, James	WR	5-11	213	4/2/1996	4	Oklahoma State	Stamford, TX	D2 '18
14	McCloud, Ray-Ray	WR	5-9	190	10/15/1996	3	Clemson	Tampa, FL	FA '20
15	White, Cody	WR	6-3	215	11/28/1998	1	Michigan State	Novi, MI	FA '20
16	Sloman, Sam	K	5-8	205	9/19/1997	1	Miami, Ohio	Roswell, GA	FA '21
17	McKoy, Isaiah	WR	6-3	182	1/23/1982	R	Kent State	Brooklyn, NY	UDFA '21
17D	Gilbert, Mark	CB	6-1	175	6/1/1997	R	Duke	Fayetteville, NC	UDFA '21
18	Johnson, Dontae	WR	5-10	183	7/5/1996	3	Toldeo	Ruskin, FL	D3a '19
19	Smith-Schuster, JuJu	WR	6-1	215	11/22/1996	5	USC	Long Beach, CA	D2 '17
20	Sutton, Cameron	CB	5-11	188	2/27/1995	5	Tennessee	Jonesboro, GA	D3a '17
21	Norwood, Tre	DB	6-0	194	4/19/1999	R	Oklahoma	Fort Smith, AR	D7a '21
22	Harris, Najee	RB	6-1	232	4/19/1999	R	Alabama	Antioch, CA	D1 '21
23	Haden, Joe	CB	5-11	195	4/14/1998	12	Florida	Fort Washington, MD	FA '17
24	Snell Jr., Benny	RB	5-10	224	2/26/1998	3	Kentucky	Columbus, OH	D4 '19
24D	Wade, Lamont	S	5-9	187	1/14/1999	R	Penn State	Clairton, PA	UDFA '21
25	Brooks Jr., Antoine	S	5-11	210	10/28/1997	2	Maryland	Lanham, MD	D6 '20
26	McFarland Jr., Anthony	RB	5-8	193	3/4/1999	2	Maryland	Hyattsville, MD	D4a '20
26D	Stiner, Donovan	S	6-2	210	2/11/1999	R	Florida	Houston, TX	UDFA '21
27	Allen, Marcus	LB	6-2	215	8/7/1996	2	Penn State	Silver Spring, MD	D5a '18
28	Killebrew, Miles	S	6-2	222	5/10/1993	6	Southern Utah	Henderson, NV	D-4 '16
29	Ballage, Kalen	RB	6-2	231	12/22/1995	4	Arizona State	Falcon, Colo.	FA '20
29	Brown, Shakur	CB	5-11	190	2/11/1999	R	Michigan State	Stockbridge, GA	UDFA '21
30	Acy, DeMarkus	DB	6-0	191	4/29/1998	1	Missouri	Dallas, TX	FA '21
31	Layne, Justin	CB	6-2	192	1/12/1998	3	Michigan State	Cleveland, OH	D3b '19
33	Edmunds, Trey	RB	6-2	223	12/30/1994	3	Maryland	Danville, VA	UDFA '18
33D	Bundage, Calvin	LB	6-1	220	4/8/1998	R	Oklahoma State	Edmond, OK	UDFA '21
34	Edmunds, Terrell	S	6-1	217	1/20/1997	4	Virginia Tech	Danville, VA	D1 '18
35D	Maullet, Arthur	CB	5-10	190	7/13/1993	5	Memphis	New Orleans, LA	FA '21
38	Samuels, Jaylen	RB	6-0	225	7/20/1996	4	North Carolina State	Charlotte, NC	D5b '18
38D	Denmark, Stephen	CB	6-2	217	4/20/1996	1	Valdosta State	Tallahassee, FL	FA '21
39	Fitzpatrick, Minkah	S	6-1	207	11/17/1996	4	Alabama	Old Bridge, NJ	TR '19 (MIA)
40	Scales, Teyray	LB	6-0	227	5/10/1996	1	Indiana	Cincinnati, OH	FA '20
41	Spillane, Robert	LB	6-1	229	12/14/1995	3	Western Michigan	Oak Park, IL	FA '19
42	Pierre, James	CB	6-2	185	9/16/1996	2	Florida Atlantic	Deerfield Beach, FL	UDFA '20
44	Watt, Derek	FB	6-2	234	11/7/1992	6	Wisconsin	Pewaukee, WI	UDFA '20
44D	Jones, Jamir	OLB	6-3	255	6/14/1998	1	Notre Dame	Rochester, NY	FA '21
45	Miller, Jarvis	LB	6-2	225	7/29/1997	1	Massachusetts	Suffield, CT	FA '21
46	Kuntz, Christian	LS	6-1	228	4/13/1994	1	Duquesne	Pittsburgh, PA	FA '20
48	Roche, Quincy	LB	6-3	245	2/10/1998	R	Miami	Randallstown, MD	D6 '21
49D	Marsh, Cassius	DE	6-4	245	7/7/1992	8	UCLA	Mission Hills, CA	FA '20
50	Watson, Jamar	LB	6-3	244	9/3/1997	R	Kentucky	Brandywine, MD	UDFA '21
51D	Johnson, Buddy	LB	6-2	240	2/27/1999	R	Texas A&M	Dallas, TX	D4b '21
51	Turner, Trai	G	6-3	315	6/14/1993	8	Louisiana State	New Orleans, LA	FA '21
53	Green, Kendrick	C	6-4	315	12/22/1998	R	Illinois	Peoria, IL	D3 '21
54	Gilbert III, Ulysees	ILB	6-0	230	8/9/1997	3	Akron	Ocala, FL	D6c '19
55	Bush, Devin	LB	5-11	234	7/18/1998	3	Michigan	Pembroke Pines, FL	D1 '19
56	Highsmith, Alex	LB	6-4	242	8/7/1997	2	Charlotte	Wilmington, NC	D3 '20
57	Canaday, Kameron	LS	6-4	245	8/20/1993	5	Portland State	Eugene, OR	FA '17
60	Hassenauser, J.C.	C	6-2	295	9/15/1995	2	Alabama	Woodbury, MN	FA '19
61	Collins, Aviante	T	6-4	292	4/21/1993	4	Texas Christian	Missouri City, TX	FA '21
61D	Carter, T.J.	DL	6-4	289	9/15/1998	1	Kentucky	Mableton, GA	FA '20
62	Walton, Brandon	T	6-5	300	3/18/1998	1	Florida Atlantic	Clearwater, FL	FA '20
65D	Anderson, Abdullah	DT	6-4	295	1/24/1996	2	Bucknell	Galloway, NJ	PS '20
65	Moore Jr., Dan	OT	6-5	258	9/28/1998	R	Texas A&M	Beaumont, TX	D4a '21
67	Finney, B.J.	C/G	6-4	318	10/26/1991	5	Kansas State	Whitcha, KS	UDFA '15
67D	Taylor, Calvin	DE	6-9	310	12/31/1969	1	Kentucky	Orangeburg, SC	UDFA '20
68	Coyle, Anthony	T	6-4	298	9/19/1996	1	Fordham	Staten Island, NY	FA '20
69	Dotson, Kevin	OL	6-4	321	9/18/1996	2	Louisiana	Plaquemine, LA	D4b '20
71	Haeg, Joe	T	6-6	298	3/11/1993	6	North Dakota State	Lake Shore, MN	UFA '21
72	Banner, Zach	OT	6-8	335	12/25/1993	5	USC	Lakewood, WA	FA '19
73	Davis, Carlos	DT	6-2	320	8/22/1996	2	Nebraska	Bakersfield, MO	D7 '20
74	Green, Chaz	T	6-5	318	4/8/1992	6	Florida	Tampa, FL	UFA '21
76	Okorafor, Chukwuma	OL	6-6	320	8/8/1997	4	Western Michigan	Southfield, MI	D3b '18
77	Legue, John	T	6-7	310	4/17/1996	1	Tulane	Alexandria, LA	FA '20
79	Coward, Rashaad	OL	6-5	319	11/6/1994	2	Old Dominion	Brooklyn, NY	FA '21
80	Sexton, Mathew	WR	5-11	175	10/17/1997	1	Eastern Michigan	Clinton, MI	FA '21
81	Gentry, Zach	TE	6-8	265	9/10/1996	3	Michigan	Albuquerque, NM	D5 '19
82	Simmons, Tyler	WR	6-0	201	12/30/1997	1	Georgia	Powder Springs, GA	FA '21
83	Johnson, Anthony	WR	6-2	210	1/29/1995	1	Buffalo	Rock Hill, SC	FA '20
84	Bussey, Rico	WR	6-2	190	2/25/1998	R	Hawaii	Lawton, OK	UDFA '21
85	Ebron, Eric	TE	6-4	253	4/10/1993	8	North Carolina	Newark, NJ	UFA '20
87	Rader, Kevin	TE	6-4	250	4/26/1995	1	Youngstown State	Pittsburgh, PA	FA '19
88	Freiermuth, Pat	TE	6-5	258	10/25/1998	R	Penn State	Merrimac, MA	D2 '21
89	Baugh, Marcus	TE	6-4	245	12/9/1994	2	Ohio State	Riverside, CA	FA '21

90	Watt, T.J.	LB	6-4	252	10/11/1994	5	Wisconsin	Pewaukee, WI	D1 '17
91	Tuitt, Stephon	DE	6-6	303	5/23/1993	8	Notre Dame	Miami, FL	D2 '14
92	Loudermilk, Isaiahh	DE	6-7	240	10/10/1997	R	Wisconsin	Howard, KN	D5 '21
94	Alualu, Tyson	DE	6-3	304	5/12/1987	11	California	Honolulu, HI	UFA '17
95	Wormley, Chris	DL	6-5	300	10/25/1993	5	Michigan	Toledo, OH	TR '20 (BAL)
96	Buggs, Isaiah	DE	6-3	295	8/24/1996	3	Alabama	Ruston, LA	D6b '19
97	Heyward, Cameron	DT	6-5	295	5/6/1989	11	Ohio State	Pittsburgh, PA	D1 '11
99	Mondeaux, Henry	DE	6-4	280	9/19/1995	2	Oregon	Portland, OR	FA '19
Reserve/Retired (1)									
98	Williams, Vince	LB	6-1	233	12/27/1989	9	Florida State	Davenport, FL	D6b '13

QUARTERBACKS (4)

2 Rudolph, Mason	QB	3 Haskins, Dwayne	QB
5 Dobbs, Joshua	QB	7 Roethlisberger, Ben	QB

RUNNING BACKS (7)

22 Harris, Najee	RB	24 Snell Jr., Benny	RB
26 McFarland Jr., Anthony	RB	29 Ballage, Kalen	RB
33 Edmunds, Trey	RB	38 Samuels, Jaylen	RB
44 Watt, Derek	FB		

WIDE RECEIVERS (11)

11 Claypool, Chase	WR	13 Washington, James	WR
14 McCloud, Ray-Ray	WR	15 White, Cody	WR
17 McKoy, Isaiah	WR	18 Johnson, Diontae	WR
19 Smith-Schuster, JuJu	WR	80 Sexton, Mathew	WR
82 Simmons, Tyler	WR	83 Johnson, Anthony	WR
84 Bussey, Rico	WR		

TIGHT ENDS (5)

81 Gentry, Zach	TE	85 Ebron, Eric	TE
87 Rader, Kevin	TE	88 Freiermuth, Pat	TE
89 Baugh, Marcus	TE		

OFFENSIVE LINE (15)

51 Turner, Trai	G	53 Green, Kendrick	C
60 Hassenauer, J.C.	C	61 Collins, Aviante	T
62 Walton, Brandon	T	65 Moore Jr., Dan	OT
67 Finney, B.J.	C/G	68 Coyle, Anthony	T
69 Dotson, Kevin	OL	71 Haeg, Joe	T
72 Banner, Zach	OT	74 Green, Chaz	T
76 Okorafor, Chukwuma	OL	77 Leglue, John	T
79 Coward, Rashaad	OL		

LINEBACKERS (15)

8 Ingram III, Melvin	LB	27 Allen, Marcus	LB
33 Bundage, Calvin	LB	40 Scales, Tegray	LB
41 Spillane, Robert	LB	44 Jones, Jamir	OLB
45 Miller, Jarvis	LB	48 Roche, Quincy	LB
50 Watson, Jamar	LB	51 Johnson, Buddy	LB
54 Gilbert III, Ulysees	ILB	55 Bush, Devin	LB
56 Highsmith, Alex	LB	90 Watt, T.J.	LB
98 Williams, Vince (RET)	LB		

DEFENSIVE BACKS (16)

17 Gilbert, Mark	CB	20 Sutton, Cameron	CB
21 Norwood, Tre	DB	23 Haden, Joe	CB
24 Wade, Lamont	S	25 Brooks Jr., Antoine	S
26 Stiner, Donovan	S	28 Killebrew, Miles	S
29 Brown, Shakur	CB	30 Acy, DeMarkus	DB
31 Layne, Justin	CB	34 Edmunds, Terrell	S
35 Maulet, Arthur	CB	38 Denmark, Stephen	CB
39 Fitzpatrick, Minkah	S	42 Pierre, James	CB

DEFENSIVE LINE (12)

49 Marsh, Cassius	DE	61 Carter, T.J.	DL
65 Anderson, Abdullah	DT	67 Taylor, Calvin	DE
73 Davis, Carlos	DT	91 Tuitt, Stephon	DE
92 Loudermilk, Isaiahh	DE	94 Alualu, Tyson	DE
95 Wormley, Chris	DL	96 Buggs, Isaiah	DE
97 Heyward, Cameron	DT	99 Mondeaux, Henry	DE

SPECIALISTS (6)

4 Berry, Jordan	P	6 Harvin III, Pressley	P
9 Boswell, Chris	K	16 Sloman, Sam	K
46 Kuntz, Christian	LS	57 Canaday, Kameron	LS



SEASON IN
REVIEW

PITTSBURGH STEELERS

2021

MEDIA GUIDE



2020 REGULAR SEASON PITTSBURGH STEELERS DEFENSIVE STATS
(THROUGH WEEK 17)

POS.	PLAYER	SOLO	ASST.	TOTAL	TFL	SACKS/YDS.	PR	FR	FF	INT./YDS.	PD
FS	M. Fitzpatrick	60	19	79	1	0.0/0.0	0	1	1	4/77	11
RILB	V. Williams	47	23	70	14	3.0/18.0	4	2	0	0/0	0
SS	T. Edmunds	46	22	68	1	1.0/11.0	1	0	0	2/11	8
DT	C. Heyward	30	24	54	7	4.0/28.5	19	0	0	1/0	3
LOLB	T. Watt	43	10	53	23	15.0/112.5	41	0	2	1/0	7
LCB	J. Haden	44	8	52	2	0.0/0.0	0	0	0	2/38	12
LILB	A. Williamson	37	15	52	3	1.0/8.0	2	0	0	0/0	0
LCB	M. Hilton	41	9	50	8	3.0/25.0	5	2	1	3/5	7
RCB	S. Nelson	43	5	48	2	0.0/0.0	0	1	0	2/3	9
DE	S. Tuitt	33	12	45	10	11.0/63.5	25	0	2	0/0	3
LILB	R. Spillane	37	6	43	4	2.0/15.0	3	1	0	1/33	4
ROLB	A. Highsmith	26	16	42	5	2.0/16.0	6	0	0	1/2	1
NT	T. Alualu	17	21	38	4	2.0/18.0	5	0	1	0/0	5
ROLB	B. Dupree	23	8	31	8	8.0/46.0	15	0	2	0/0	2
LCB	C. Sutton	26	3	29	1	1.0/0.0	0	1	3	1/0	8
LILB	D. Bush	16	10	26	0	1.0/6.5	2	0	0	0/0	3
LILB	M. Allen	14	10	24	2	0.0/0.0	2	0	0	0/0	0
NT	I. Buggs	7	4	11	0	0.0/0.0	1	0	0	0/0	0
SS/FS	S. Davis	9	1	10	0	0.0/0.0	0	0	0	0/0	1
RCB	J. Layne	7	3	10	0	0.0/0.0	0	0	0	0/0	0
LOLB	O. Adeniyi	4	4	8	1	0.0/0.0	0	0	0	0/0	0
DE	C. Wormley	3	5	8	1	1.0/9.0	3	0	0	0/0	0
DT	C. Davis	4	2	6	1	0.0/0.0	0	0	0	0/0	0
ROLB	J. Elliott	3	1	4	2	1.0/7.0	1	0	0	0/0	0
DE	H. Mondeaux	2	2	4	1	0.0/0.0	2	0	0	0/0	0
RILB	U. Gilbert III	2	0	2	0	0.0/0.0	0	0	0	0/0	0
FS	A. Brooks Jr.	1	1	2	0	0.0/0.0	0	0	0	0/0	0
WR/PR /KR	R. McCloud	1	0	1	0	0.0/0.0	0	0	0	0/0	0
LCB/P R/KR	J. Pierre	1	0	1	1	0.0/0.0	0	0	0	0/0	0
FB	D. Watt	1	0	1	1	0.0/0.0	0	0	0	0/0	0
TOTALS		628	244	872	103	56.0/384.0	137	8	12	18/169	84

2020 REGULAR SEASON STEELERS SPECIAL TEAMS STATS

POS.	PLAYER	TKLS.	ASST.	TOTAL
RCB	Layne, Justin	6	6	12
SS	Dangerfield, Jordan	9	1	10
LCB/P R/KR	Pierre, James	6	3	9
LOLB	Adeniyi, Olasunkanmi	7	1	8
FB	Watt, Derek	4	3	7
LILB	Allen, Marcus	5	1	6
ROLB	Highsmith, Alex	4	2	6
WR	Claypool, Chase	2	4	6
RB	Snell Jr., Benny	3	2	5
ROLB	Elliott, Jayrone	2	1	3
TE	Rader, Kevin	2	1	3
RILB	Gilbert III, Ulysees	1	2	3
SS/FS	Davis, Sean	2	0	2
	Marsh, Cassius	2	0	2
LILB	Spillane, Robert	2	0	2
LS	Canaday, Kameron	1	1	2
LCB	Hilton, Mike	1	0	1
DE	Mondeaux, Henry	1	0	1
RB	Samuels, Jaylen	1	0	1
LCB	Sutton, Cameron	1	0	1
TOTALS		62	28	90

DEFENSIVE SCORES

- INT (3)** (14:14) (Shotgun) L.Jackson pass short middle intended for J.Proche INTERCEPTED by R.Spillane [T.Watt] at BLT 33.
R.Spillane for 33 yards. @ **BAL (11/01/20)**
(7:04) (Shotgun) R.Griffin pass short right intended for J.Proche INTERCEPTED by J.Haden [T.Watt] at BLT 14. J.Haden for 14 yards. vs. **BAL (12/02/20)**
(9:05) (Shotgun) B.Mayfield pass short middle intended for H.Bryant INTERCEPTED by M.Fitzpatrick at CLV 33. M.Fitzpatrick for 33 yards. vs. **CLE (10/18/20)**

FR (0)

- Safety (1)** (10:07) (Punt formation) S.Martin FUMBLES (Aborted) at DEN -1, and recovers at DEN -2. S.Martin tackled in End Zone, SAFETY (D.Watt). vs. **DEN (09/20/20)**

SPECIAL TEAMS BIG PLAYS

- FR (1)** (13:38) J.Berry punts 48 yards to CIN 19, Center-K.Canaday. A.Erickson to CIN 32 for 13 yards (O.Adeniyi, D.Watt). FUMBLES (O.Adeniyi), RECOVERED by PIT-B.Snell at CIN 32. vs. **CIN (11/15/20)**

Regular Season defensive and special teams statistics are based on press box statistics.



WEEK 1
Pittsburgh Steelers 26, New York Giants 16
MetLife Stadium 🇺🇸 **Sep 14, 2020**



Pittsburgh Steelers	3	13	0	10	—	26
New York Giants	3	7	0	6	—	16

SCORING DRIVES

TEAM	QTR	TIME	SCORING PLAY	PIT	NYG
Giants	1	10:34	G.Gano 21 yd. Field Goal (4-1, 0:50)	0	3
Steelers	1	00:49	C.Boswell 41 yd. Field Goal (13-59, 6:11)	3	3
Giants	2	13:45	D.Slayton 41 yd. pass from D.Jones (G.Gano kick) (6-75, 2:04)	3	10
Steelers	2	09:01	J.Smith-Schuster 10 yd. pass from B.Roethlisberger (kick failed, hru) (6-36, 3:34)	9	10
Steelers	2	00:07	J.Washington 13 yd. pass from B.Roethlisberger (C.Boswell kick) (8-78, 1:25)	16	10
Steelers	4	14:19	C.Boswell 36 yd. Field Goal (9-62, 3:58)	19	10
Steelers	4	05:23	J.Smith-Schuster 8 yd. pass from B.Roethlisberger (C.Boswell kick) (11-75, 7:00)	26	10
Giants	4	01:52	D.Slayton 7 yd. pass from D.Jones (pass failed) (13-75, 3:31)	26	16

PITTSBURGH STEELERS

PASSING	ATT	CP	YDS	SK/YD	TD	LG	INT	RTG
Ben Roethlisberger	32	21	229	2/21	3	28	0	117.8
TOTAL	32	21	229	2/21	3	28	0	117.8

RUSHING	ATT	YDS	AVG	LG	TD
Benny Snell Jr.	19	113	5.9	30	0
James Conner	6	9	1.5	3	0
Ben Roethlisberger	3	9	3.0	11	0
Chase Claypool	1	8	8.0	8	0
Jaylen Samuels	1	2	2.0	2	0
TOTAL	30	141	4.7	30	0

RECEIVING	NO	YDS	AVG	LG	TD
JuJu Smith-Schuster	6	69	11.5	17	2
Diontae Johnson	6	57	9.5	18	0
Chase Claypool	2	39	19.5	28	0
James Washington	2	34	17.0	21	1
James Conner	2	8	4.0	6	0
Eric Ebron	1	18	18.0	18	0
Vance McDonald	1	3	3.0	3	0
Jaylen Samuels	1	1	1.0	1	0
TOTAL	21	229	10.9	28	3

TOP DEFENSE	TOT	SOLO	AST	SCK	YDS	INT
Terrell Edmunds	8	7	1	0.0	0.0	0
Devin Bush	7	5	2	0.0	0.0	0
Joe Haden	6	6	0	0.0	0.0	0

FIELD GOALS	FGM/FGA	PERCENT	RESULTS
Chris Boswell	2-2	100.0	41G, 36G
TOTAL	2-2	100.0	

NEW YORK GIANTS

PASSING	ATT	CP	YDS	SK/YD	TD	LG	INT	RTG
Daniel Jones	41	26	279	3/17	2	41t	2	79.2
TOTAL	41	26	279	3/17	2	41T	2	79.2

RUSHING	ATT	YDS	AVG	LG	TD
Daniel Jones	4	22	5.5	13	0
Saquon Barkley	15	6	0.4	7	0
Dion Lewis	1	1	1.0	1	0
TOTAL	20	29	1.5	13	0

RECEIVING	NO	YDS	AVG	LG	TD
Darius Slayton	6	102	17.0	41t	2
Saquon Barkley	6	60	10.0	38	0
Sterling Shepard	6	47	7.8	14	0
C.J. Board	2	17	8.5	10	0
Kaden Smith	2	17	8.5	12	0
Evan Engram	2	9	4.5	5	0
Wayne Gallman Jr.	1	14	14.0	14	0
Levine Toilolo	1	13	13.0	13	0
TOTAL	26	279	10.7	41T	2

TOP DEFENSE	TOT	SOLO	AST	SCK	YDS	INT
Blake Martinez	13	8	5	0.0	0.0	0
Corey Ballentine	9	7	2	0.0	0.0	0
Lorenzo Carter	7	4	3	0.0	0.0	0

FIELD GOALS	FGM/FGA	PERCENT	RESULTS
Graham Gano	1-1	100.0	21G
TOTAL	1-1	100.0	

TEAM STATISTICS	STEELERS	GIANTS
First Downs	19	20
3rd-Down Eff. (Made/Att/Pct)	8/15/53%	8/15/53%
4th-Down Eff. (Made/Att/Pct)	1/1/100%	1/1/100%
Total Net Yards	349	291
Total Plays	64	64
Yards Per Play	5.5	4.5
Rushes/Net Yards	30/141	20/29
Net Passing	208	262
Pass Attempts/Completions	32/21	41/26
Had Intercepted	0	2
Sacked/Yards Lost	2/21	3/17
Punts/Average	4/45.8	5/38.6
Penalties/Yards	3/21	4/25
Fumbles/Lost	3/1	0/0
Possession Time	31:44	28:16



WEEK 2
Denver Broncos 21, Pittsburgh Steelers 26
 Heinz Field 🇺🇸 Sep 20, 2020



Denver Broncos	0	3	11	7	—	21
Pittsburgh Steelers	7	10	0	9	—	26

SCORING DRIVES

TEAM	QTR	TIME	SCORING PLAY	DEN	PIT
Steelers	1	04:23	J.Conner 2 yd. run (C.Boswell kick) (9-59, 3:19)	0	7
Broncos	2	12:07	B.McManus 49 yd. Field Goal (5-5, 2:53)	3	7
Steelers	2	06:23	C.Claypool 84 yd. pass from B.Roethlisberger (C.Boswell kick) (1-84, 0:11)	3	14
Steelers	2	00:39	C.Boswell 21 yd. Field Goal (4-8, 1:19)	3	17
Broncos	3	08:00	B.McManus 28 yd. Field Goal (10-31, 3:50)	6	17
Broncos	3	01:07	N.Fant 20 yd. pass from J.Driskel (J.Driskel-N.Fant pass) (6-65, 2:47)	14	17
Steelers	4	11:26	D.Johnson 28 yd. pass from B.Roethlisberger (C.Boswell kick) (9-75, 4:41)	14	24
Steelers	4	10:01	S.Martin tackled in end zone by D.Watt for a Safety	14	26
Broncos	4	07:43	M.Gordon 16 yd. pass from J.Driskel (B.McManus kick) (6-54, 1:58)	21	26

DENVER BRONCOS

PASSING	ATT	CP	YDS	SK/YD	TD	LG	INT	RTG
Jeff Driskel	34	18	256	6/53	2	45	1	84.9
Drew Lock	5	1	20	1/8	0	20	0	43.8
TOTAL	39	19	276	7/61	2	45	1	78.6

RUSHING	ATT	YDS	AVG	LG	TD
Melvin Gordon III	19	70	3.7	17	0
Royce Freeman	3	20	6.7	13	0
KJ Hamler	1	9	9.0	9	0
Jeff Driskel	2	5	2.5	3	0
Sam Martin	1	0	0.0	0	0
TOTAL	26	104	4.0	17	0

RECEIVING	NO	YDS	AVG	LG	TD
Jerry Jeudy	4	62	15.5	20	0
Noah Fant	4	57	14.3	22	1
Courtland Sutton	3	66	22.0	45	0
KJ Hamler	3	48	16.0	18	0
Tim Patrick	2	24	12.0	17	0
Melvin Gordon III	2	14	7.0	16t	1
DaeSean Hamilton	1	5	5.0	5	0
TOTAL	19	276	14.5	45	2

TOP DEFENSE	TOT	SOLO	AST	SCK	YDS	INT
Alexander Johnson	8	6	2	0.0	0.0	0
Justin Simmons	8	7	1	0.0	0.0	1
Michael Ojemudia	6	5	1	0.0	0.0	0

FIELD GOALS	FGM/FGA PERCENT	RESULTS
Brandon McManus	2-3 66.7	49G, 58WR, 28G
TOTAL	2-3 66.7	

PITTSBURGH STEELERS

PASSING	ATT	CP	YDS	SK/YD	TD	LG	INT	RTG
Ben Roethlisberger	41	29	311	1/10	2	84t	1	98.7
TOTAL	41	29	311	1/10	2	84T	1	98.7

RUSHING	ATT	YDS	AVG	LG	TD
James Conner	16	106	6.6	59	1
Benny Snell Jr.	3	5	1.7	3	0
Ben Roethlisberger	3	-2	-0.7	0	0
TOTAL	22	109	5.0	59	1

RECEIVING	NO	YDS	AVG	LG	TD
Diontae Johnson	8	92	11.5	28t	1
JuJu Smith-Schuster	7	48	6.9	18	0
Chase Claypool	3	88	29.3	84t	1
Eric Ebron	3	43	14.3	21	0
James Washington	3	22	7.3	10	0
James Conner	2	15	7.5	9	0
Jaylen Samuels	1	4	4.0	4	0
Vance McDonald	1	3	3.0	3	0
Benny Snell Jr.	1	-4	-4.0	-4	0
TOTAL	29	311	10.7	84T	2

TOP DEFENSE	TOT	SOLO	AST	SCK	YDS	INT
Mike Hilton	8	8	0	1.0	8.0	0
Devin Bush	7	6	1	0.0	0.0	0
Vince Williams	7	6	1	0.0	0.0	0

FIELD GOALS	FGM/FGA PERCENT	RESULTS
Chris Boswell	1-1 100.0	21G
TOTAL	1-1 100.0	

TEAM STATISTICS

BRONCOS

STEELERS

First Downs	23	19
3rd-Down Eff. (Made/Att/Pct)	5/15/33%	2/12/17%
4th-Down Eff. (Made/Att/Pct)	0/2/0%	1/2/50%
Total Net Yards	319	410
Total Plays	72	64
Yards Per Play	4.4	6.4
Rushes/Net Yards	26/104	22/109
Net Passing	215	301
Pass Attempts/Completions	39/19	41/29
Had Intercepted	1	1
Sacked/Yards Lost	7/61	1/10
Punts/Average	4/42.3	5/41.8
Penalties/Yards	4/30	10/89
Fumbles/Lost	2/1	2/1
Possession Time	30:31	29:29



WEEK 3
Houston Texans 21, Pittsburgh Steelers 28
 Heinz Field 🌈 Pittsburgh, Pa. 🌈 Sep 27, 2020



Houston Texans	7	14	0	0	—	21
Pittsburgh Steelers	3	14	3	8	—	28

SCORING DRIVES

TEAM	QTR	TIME	SCORING PLAY	HOU	PIT
Steelers	1	08:55	C.Boswell 33 yd. Field Goal (11-63, 5:11)	0	3
Texans	1	06:01	R.Cobb 28 yd. pass from D.Watson (K.Fairbairn kick) (7-74, 2:54)	7	3
Texans	2	11:32	Da.Johnson 2 yd. run (K.Fairbairn kick) (9-54, 3:58)	14	3
Steelers	2	05:05	E.Ebron 10 yd. pass from B.Roethlisberger (C.Boswell kick) (12-75, 6:27)	14	10
Steelers	2	01:14	J.Smith-Schuster 26 yd. pass from B.Roethlisberger (C.Boswell kick) (7-63, 1:24)	14	17
Texans	2	00:24	W.Fuller 14 yd. pass from D.Watson (K.Fairbairn kick) (5-75, 0:50)	21	17
Steelers	3	09:54	C.Boswell 26 yd. Field Goal (12-62, 5:06)	21	20
Steelers	4	06:24	J.Conner 12 yd. run (B.Roethlisberger-J.Smith-Schuster pass) (12-79, 7:03)	21	28

HOUSTON TEXANS

PASSING	ATT	CP	YDS	SK/YD	TD	LG	INT	RTG
Deshaun Watson	27	19	264	5/33	2	34	1	110.7
TOTAL	27	19	264	5/33	2	34	1	110.7

RUSHING	ATT	YDS	AVG	LG	TD
David Johnson	13	23	1.8	5	1
Deshaun Watson	1	5	5.0	5	0
C.J. Prosise	1	1	1.0	1	0
TOTAL	15	29	1.9	5	1

RECEIVING	NO	YDS	AVG	LG	TD
Randall Cobb	4	95	23.8	34	1
Will Fuller V	4	54	13.5	17	1
Kenny Stills	3	35	11.7	20	0
Brandin Cooks	3	23	7.7	20	0
Jordan Akins	2	28	14.0	20	0
David Johnson	2	23	11.5	20	0
Cullen Gillaspia	1	6	6.0	6	0
TOTAL	19	264	13.9	34	2

TOP DEFENSE	TOT	SOLO	AST	SCK	YDS	INT
Benardrick McKinney	11	7	4	0.0	0.0	0
Zach Cunningham	11	8	3	0.0	0.0	0
Justin Reid	6	4	2	0.0	0.0	0

FIELD GOALS	FGM/FGA	PERCENT	RESULTS
No Field Goals			

PITTSBURGH STEELERS

PASSING	ATT	CP	YDS	SK/YD	TD	LG	INT	RTG
Ben Roethlisberger	36	23	237	2/19	2	26t	0	101.3
TOTAL	36	23	237	2/19	2	26T	0	101.3

RUSHING	ATT	YDS	AVG	LG	TD
James Conner	18	109	6.1	25	1
Anthony McFarland Jr.	6	42	7.0	20	0
Benny Snell Jr.	7	11	1.6	4	0
Diontae Johnson	1	9	9.0	9	0
Jaylen Samuels	1	1	1.0	1	0
Ben Roethlisberger	5	-3	-0.6	2	0
TOTAL	38	169	4.4	25	1

RECEIVING	NO	YDS	AVG	LG	TD
Eric Ebron	5	52	10.4	17	1
James Washington	5	36	7.2	15	0
JuJu Smith-Schuster	4	43	10.8	26t	1
James Conner	4	40	10.0	13	0
Vance McDonald	3	35	11.7	15	0
Chase Claypool	1	24	24.0	24	0
Anthony McFarland Jr.	1	7	7.0	7	0
TOTAL	23	237	10.3	26T	2

TOP DEFENSE	TOT	SOLO	AST	SCK	YDS	INT
Mike Hilton	7	7	0	0.0	0.0	1
Minkah Fitzpatrick	5	5	0	0.0	0.0	0
Devin Bush	4	2	2	0.5	3.0	0

FIELD GOALS	FGM/FGA	PERCENT	RESULTS
Chris Boswell	2-2	100.0	33G, 26G
TOTAL	2-2	100.0	

TEAM STATISTICS

TEXANS

STEELERS

First Downs	13	25
3rd-Down Eff. (Made/Att/Pct)	5/12/42%	8/18/44%
4th-Down Eff. (Made/Att/Pct)	0/0/0%	2/2/100%
Total Net Yards	260	387
Total Plays	47	76
Yards Per Play	5.5	5.1
Rushes/Net Yards	15/29	38/169
Net Passing	231	218
Pass Attempts/Completions	27/19	36/23
Had Intercepted	1	0
Sacked/Yards Lost	5/33	2/19
Punts/Average	6/48.5	4/44.3
Penalties/Yards	4/49	2/14
Fumbles/Lost	0/0	1/0
Possession Time	23:09	36:51



WEEK 5
Philadelphia Eagles 29, Pittsburgh Steelers 38
 4,708 🏠 Heinz Field 🏠 Oct 11, 2020



Philadelphia Eagles	7	7	8	7	—	29
Pittsburgh Steelers	7	10	14	7	—	38

SCORING DRIVES

TEAM	QTR	TIME	SCORING PLAY	PHI	PIT
Steelers	1	01:04	C.Claypool 2 yd. run (C.Boswell kick) (14-62, 7:07)	0	7
Eagles	1	00:07	M.Sanders 74 yd. run (J.Elliott kick) (3-75, 0:57)	7	7
Steelers	2	11:49	C.Claypool 32 yd. pass from B.Roethlisberger (C.Boswell kick) (7-75, 3:18)	7	14
Eagles	2	06:17	M.Sanders 1 yd. run (J.Elliott kick) (10-76, 5:32)	14	14
Steelers	2	01:57	C.Boswell 41 yd. Field Goal (8-52, 4:20)	14	17
Steelers	3	13:01	C.Claypool 5 yd. pass from B.Roethlisberger (C.Boswell kick) (6-75, 1:59)	14	24
Steelers	3	10:32	J.Conner 1 yd. run (C.Boswell kick) (4-23, 2:12)	14	31
Eagles	3	05:58	G.Ward 8 yd. pass from C.Wentz (C.Wentz-J.Hightower pass) (7-75, 4:34)	22	31
Eagles	4	11:27	T.Fulgham 4 yd. pass from C.Wentz (J.Elliott kick) (10-80, 5:27)	29	31
Steelers	4	02:59	C.Claypool 35 yd. pass from B.Roethlisberger (C.Boswell kick) (4-53, 0:19)	29	37

PHILADELPHIA EAGLES

PASSING	ATT	CP	YDS	SK/YD	TD	LG	INT	RTG
Carson Wentz	35	20	258	5/34	2	37	2	75.7
Jalen Hurts	1	1	18	0/0	0	18	0	118.8
TOTAL	36	21	276	5/34	2	37	2	78.0

RUSHING	ATT	YDS	AVG	LG	TD
Miles Sanders	11	80	7.3	74t	2
Carson Wentz	4	11	2.8	4	0
Boston Scott	1	3	3.0	3	0
TOTAL	16	94	5.9	74T	2

RECEIVING	NO	YDS	AVG	LG	TD
Travis Fulgham	10	152	15.2	31	1
Greg Ward	4	26	6.5	11	1
Miles Sanders	2	19	9.5	11	0
John Hightower	2	18	9.0	9	0
J.J. Arcega-Whiteside	1	37	37.0	37	0
Richard Rodgers	1	18	18.0	18	0
Zach Ertz	1	6	6.0	6	0
TOTAL	21	276	13.1	37	2

TOP DEFENSE	TOT	SOLO	AST	SCK	YDS	INT
Duke Riley	12	7	5	0.0	0.0	0
Darius Slay	8	7	1	0.0	0.0	0
Jalen Mills	7	5	2	0.0	0.0	0

FIELD GOALS	FGM/FGA	PERCENT	RESULTS
Jake Elliott	0-1	0.0	57WR
TOTAL	0-1	0.0	

PITTSBURGH STEELERS

PASSING	ATT	CP	YDS	SK/YD	TD	LG	INT	RTG
Ben Roethlisberger	34	27	239	1/8	3	35t	0	125.4
TOTAL	34	27	239	1/8	3	35T	0	125.4

RUSHING	ATT	YDS	AVG	LG	TD
Ray-Ray McCloud	2	63	31.5	58	0
James Conner	15	44	2.9	25	1
Benny Snell Jr.	7	19	2.7	8	0
Anthony McFarland Jr.	3	6	2.0	4	0
Chase Claypool	3	6	2.0	3	1
Ben Roethlisberger	2	-2	-1.0	-1	0
TOTAL	32	136	4.3	58	2

RECEIVING	NO	YDS	AVG	LG	TD
Chase Claypool	7	110	15.7	35t	3
Eric Ebron	5	43	8.6	17	0
JuJu Smith-Schuster	4	28	7.0	14	0
James Washington	3	25	8.3	12	0
James Conner	3	19	6.3	11	0
Ray-Ray McCloud	3	12	4.0	8	0
Vance McDonald	1	4	4.0	4	0
Diontae Johnson	1	-2	-2.0	-2	0
TOTAL	27	239	8.9	35T	3

TOP DEFENSE	TOT	SOLO	AST	SCK	YDS	INT
Mike Hilton	8	8	0	1.0	8.0	0
Steven Nelson	6	5	1	0.0	0.0	2
Stephon Tuitt	5	2	3	1.5	8.0	0

FIELD GOALS	FGM/FGA	PERCENT	RESULTS
Chris Boswell	1-1	100.0	41G
TOTAL	1-1	100.0	

TEAM STATISTICS

EAGLES

STEELERS

First Downs	20	25
3rd-Down Eff. (Made/Att/Pct)	10/14/71%	11/15/73%
4th-Down Eff. (Made/Att/Pct)	0/1/0%	0/0/0%
Total Net Yards	336	367
Total Plays	57	67
Yards Per Play	5.9	5.5
Rushes/Net Yards	16/94	32/136
Net Passing	242	231
Pass Attempts/Completions	36/21	34/27
Had Intercepted	2	0
Sacked/Yards Lost	5/34	1/8
Punts/Average	2/50.0	2/41.5
Penalties/Yards	9/84	8/86
Fumbles/Lost	0/0	1/1
Possession Time	25:17	34:43



WEEK 6
Cleveland Browns 7, Pittsburgh Steelers 38
5,260 🇺🇸 Heinz Field 🇺🇸 Oct 18, 2020



Cleveland Browns	0	7	0	0	—	7
Pittsburgh Steelers	10	14	7	7	—	38

SCORING DRIVES

TEAM	QTR	TIME	SCORING PLAY	CLE	PIT
Steelers	1	10:35	C.Boswell 35 yd. Field Goal (11:58, 4:25)	0	3
Steelers	1	08:58	M.Fitzpatrick 33 yd. interception return (C.Boswell kick)	0	10
Steelers	2	10:28	J.Conner 3 yd. run (C.Boswell kick) (7-88, 3:37)	0	17
Steelers	2	05:43	J.Washington 28 yd. pass from B.Roethlisberger (C.Boswell kick) (4-50, 1:58)	0	24
Browns	2	01:01	R.Higgins 13 yd. pass from B.Mayfield (C.Parkey kick) (9-75, 4:42)	7	24
Steelers	3	00:52	C.Claypool 3 yd. run (C.Boswell kick) (8-28, 5:03)	7	31
Steelers	4	08:08	B.Snell 1 yd. run (C.Boswell kick) (9-55, 5:35)	7	38

CLEVELAND BROWNS

PASSING	ATT	CP	YDS	SK/YD	TD	LG	INT	RTG
Austin Hooper	18	10	119	4/20	1	36	2	54.9
Case Keenum	10	5	46	0/0	0	24	0	62.9
TOTAL	28	15	165	4/20	1	36	2	53.4

RUSHING	ATT	YDS	AVG	LG	TD
Kareem Hunt	13	40	3.1	10	0
Dontrell Hilliard	4	29	7.3	19	0
Baker Mayfield	1	5	5.0	5	0
D'Ernest Johnson	4	1	0.3	6	0
TOTAL	22	75	3.4	19	0

RECEIVING	NO	YDS	AVG	LG	TD
Austin Hooper	5	52	10.4	36	0
Jarvis Landry	3	40	13.3	24	0
Odell Beckham Jr.	2	25	12.5	13	0
Kareem Hunt	2	17	8.5	12	0
Rashard Higgins	1	13	13.0	13t	1
Harrison Bryant	1	11	11.0	11	0
David Njoku	1	7	7.0	7	0
TOTAL	15	165	11.0	36	1

TOP DEFENSE	TOT	SOLO	AST	SCK	YDS	INT
B.J. Goodson	9	5	4	0.5	6.0	0
Andrew Sendejo	7	4	3	0.0	0.0	0
Sheldrick Redwine	6	4	2	0.5	6.0	0

FIELD GOALS	FGM/FGA	PERCENT	RESULTS
No Field Goals			

PITTSBURGH STEELERS

PASSING	ATT	CP	YDS	SK/YD	TD	LG	INT	RTG
Ben Roethlisberger	22	14	162	2/20	1	36	0	100.9
Mason Rudolph	1	1	6	0/0	0	6	0	91.7
TOTAL	23	15	168	2/20	1	36	0	101.4

RUSHING	ATT	YDS	AVG	LG	TD
James Conner	20	101	5.1	14	1
Benny Snell Jr.	6	17	2.8	5	1
Chase Claypool	2	7	3.5	4	1
Ben Roethlisberger	3	5	1.7	4	0
Anthony McFarland Jr.	3	2	0.7	3	0
Mason Rudolph	3	-3	-1.0	-1	0
TOTAL	37	129	3.5	14	3

RECEIVING	NO	YDS	AVG	LG	TD
Chase Claypool	4	74	18.5	36	0
James Washington	4	68	17.0	28t	1
Eric Ebron	2	9	4.5	7	0
JuJu Smith-Schuster	2	6	3.0	5	0
Anthony McFarland Jr.	1	6	6.0	6	0
Benny Snell Jr.	1	4	4.0	4	0
James Conner	1	1	1.0	1	0
TOTAL	15	168	11.2	36	1

TOP DEFENSE	TOT	SOLO	AST	SCK	YDS	INT
Cameron Heyward	8	6	2	0.0	0.0	0
Vince Williams	6	3	3	0.0	0.0	0
Devin Bush	5	2	3	0.5	3.5	0

FIELD GOALS	FGM/FGA	PERCENT	RESULTS
Chris Boswell	1-1	100.0	35G
TOTAL	1-1	100.0	

TEAM STATISTICS

BROWNS

STEELERS

First Downs	12	18
3rd-Down Eff. (Made/Att/Pct)	1/12/8%	5/14/36%
4th-Down Eff. (Made/Att/Pct)	0/3/0%	2/2/100%
Total Net Yards	220	277
Total Plays	54	62
Yards Per Play	4.1	4.5
Rushes/Net Yards	22/75	37/129
Net Passing	145	148
Pass Attempts/Completions	28/15	23/15
Had Intercepted	2	0
Sacked/Yards Lost	4/20	2/20
Punts/Average	6/40.3	5/41.8
Penalties/Yards	7/55	6/45
Fumbles/Lost	1/0	0/0
Possession Time	25:54	34:06



WEEK 7
Pittsburgh Steelers 27, Tennessee Titans 24
10,355 🏈 Nissan Stadium 🏈 Oct 25, 2020



Pittsburgh Steelers	7	17	3	0	—	27
Tennessee Titans	0	7	10	7	—	24

SCORING DRIVES

TEAM	QTR	TIME	SCORING PLAY	PIT	TEN
Steelers	1	05:42	D.Johnson 11 yd. pass from B.Roethlisberger (C.Boswell kick) (16-75, 9:18)	7	0
Steelers	2	12:16	B.Snell 1 yd. run (C.Boswell kick) (13-61, 7:05)	14	0
Titans	2	05:26	C.Davis 4 yd. pass from R.Tannehill (S.Gostkowski kick) (12-75, 6:50)	14	7
Steelers	2	02:50	C.Boswell 38 yd. Field Goal (7-55, 2:36)	17	7
Steelers	2	00:52	D.Johnson 9 yd. pass from B.Roethlisberger (C.Boswell kick) (3-17, 0:43)	24	7
Steelers	3	10:26	C.Boswell 30 yd. Field Goal (7-54, 2:53)	27	7
Titans	3	09:36	A.Brown 73 yd. pass from R.Tannehill (S.Gostkowski kick) (2-75, 0:50)	27	14
Titans	3	02:55	S.Gostkowski 51 yd. Field Goal (4-3, 0:49)	27	17
Titans	4	10:13	D.Henry 1 yd. run (S.Gostkowski kick) (12-70, 5:25)	27	24

PITTSBURGH STEELERS

PASSING	ATT	CP	YDS	SK/YD	TD	LG	INT	RTG
Ben Roethlisberger	49	32	268	0/0	2	28	3	67.4
TOTAL	49	32	268	0/0	2	28	3	67.4

RUSHING	ATT	YDS	AVG	LG	TD
James Conner	20	82	4.1	24	0
Anthony McFarland Jr.	1	6	6.0	6	0
Jaylen Samuels	1	5	5.0	5	0
Benny Snell Jr.	2	2	1.0	1t	1
Ben Roethlisberger	1	-1	-1.0	-1	0
TOTAL	25	94	3.8	24	1

RECEIVING	NO	YDS	AVG	LG	TD
JuJu Smith-Schuster	9	85	9.4	28	0
Diontae Johnson	9	80	8.9	14	2
Eric Ebron	6	50	8.3	22	0
James Conner	3	29	9.7	18	0
Vance McDonald	2	14	7.0	9	0
Ray-Ray McCloud	2	12	6.0	9	0
Chase Claypool	1	-2	-2.0	-2	0
TOTAL	32	268	8.4	28	2

TOP DEFENSE	TOT	SOLO	AST	SCK	YDS	INT
Vince Williams	10	8	2	1.0	3.0	0
Joe Haden	7	4	3	0.0	0.0	0
Minkah Fitzpatrick	5	3	2	0.0	0.0	0

FIELD GOALS	FGM/FGA	PERCENT	RESULTS
Chris Boswell	2-2	100.0	38G, 30G
TOTAL	2-2	100.0	

TENNESSEE TITANS

PASSING	ATT	CP	YDS	SK/YD	TD	LG	INT	RTG
Ryan Tannehill	30	18	220	2/10	2	73t	0	104.9
Brett Kern	1	0	0	0/0	0	0	0	39.6
TOTAL	31	18	220	2/10	2	73T	0	101.5

RUSHING	ATT	YDS	AVG	LG	TD
Derrick Henry	20	75	3.8	17	1
Ryan Tannehill	2	5	2.5	4	0
Jeremy McNichols	1	2	2.0	2	0
TOTAL	23	82	3.6	17	1

RECEIVING	NO	YDS	AVG	LG	TD
A.J. Brown	6	153	25.5	73t	1
Corey Davis	6	35	5.8	7	1
Anthony Firkser	2	7	3.5	4	0
Derrick Henry	2	-3	-1.5	-1	0
Adam Humphries	1	19	19.0	19	0
Jonnu Smith	1	9	9.0	9	0
TOTAL	18	220	12.2	73T	2

TOP DEFENSE	TOT	SOLO	AST	SCK	YDS	INT
Jayon Brown	8	7	1	0.0	0.0	1
Malcolm Butler	8	7	1	0.0	0.0	0
Kevin Byard	6	6	0	0.0	0.0	0

FIELD GOALS	FGM/FGA	PERCENT	RESULTS
Stephen Gostkowski	1-2	50.0	51G, 45WR
TOTAL	1-2	50.0	

TEAM STATISTICS

STEELERS

TITANS

First Downs	23	15
3rd-Down Eff. (Made/Att/Pct)	13/18/72%	5/13/38%
4th-Down Eff. (Made/Att/Pct)	0/0/0%	0/1/0%
Total Net Yards	362	292
Total Plays	74	56
Yards Per Play	4.9	5.2
Rushes/Net Yards	25/94	23/82
Net Passing	268	210
Pass Attempts/Completions	49/32	31/18
Had Intercepted	3	0
Sacked/Yards Lost	0/0	2/10
Punts/Average	2/50.0	4/60.5
Penalties/Yards	8/69	7/73
Fumbles/Lost	2/0	1/0
Possession Time	36:37	23:23



WEEK 8
Pittsburgh Steelers 28, Baltimore Ravens 24
4,345 M&T Bank Stadium Nov 1, 2020



Pittsburgh Steelers	7	0	14	7	—	28
Baltimore Ravens	7	10	0	7	—	24

SCORING DRIVES

TEAM	QTR	TIME	SCORING PLAY	PIT	BAL
Steelers	1	14:06	R.Spillane 33 yd. interception return (C.Boswell kick)	7	0
Ravens	1	08:44	M.Boykin 6 yd. pass from L.Jackson (J.Tucker kick) (9-75, 5:22)	7	7
Ravens	2	07:24	G.Edwards 1 yd. run (J.Tucker kick) (9-80, 5:18)	7	14
Ravens	2	00:00	J.Tucker 51 yd. Field Goal (15-59, 3:44)	7	17
Steelers	3	13:21	E.Ebron 18 yd. pass from B.Roethlisberger (C.Boswell kick) (2-21, 0:43)	13	17
Steelers	3	05:38	J.Conner 1 yd. run (C.Boswell kick) (10-77, 6:10)	21	17
Ravens	4	11:56	M.Brown 3 yd. pass from L.Jackson (J.Tucker kick) (8-53, 3:58)	21	24
Steelers	4	07:29	C.Claypool 8 yd. pass from B.Roethlisberger (C.Boswell kick) (8-80, 4:27)	28	24

PITTSBURGH STEELERS

PASSING	ATT	CP	YDS	SK/YD	TD	LG	INT	RTG
Ben Roethlisberger	32	21	182	2/9	2	24	0	101.3
TOTAL	32	21	182	2/9	2	24	0	101.3

RUSHING	ATT	YDS	AVG	LG	TD
James Conner	15	47	3.1	18	1
Anthony McFarland Jr.	1	1	1.0	1	0
TOTAL	16	48	3.0	18	1

RECEIVING	NO	YDS	AVG	LG	TD
JuJu Smith-Schuster	7	67	9.6	24	0
Chase Claypool	5	42	8.4	10	1
Eric Ebron	4	48	12.0	18t	1
James Conner	3	13	4.3	13	0
Diontae Johnson	1	6	6.0	6	0
Ray-Ray McCloud	1	6	6.0	6	0
TOTAL	21	182	8.7	24	2

TOP DEFENSE	TOT	SOLO	AST	SCK	YDS	INT
Robert Spillane	11	10	1	0.0	0.0	1
Stephon Tuitt	9	8	1	2.0	15.0	0
Joe Haden	7	6	1	0.0	0.0	0

FIELD GOALS	FGM/FGA	PERCENT	RESULTS
No Field Goals			

BALTIMORE RAVENS

PASSING	ATT	CP	YDS	SK/YD	TD	LG	INT	RTG
Lamar Jackson	28	13	208	4/16	2	39	2	65.8
TOTAL	28	13	208	4/16	2	39	2	65.8

RUSHING	ATT	YDS	AVG	LG	TD
J.K. Dobbins	15	113	7.5	28	0
Gus Edwards	16	87	5.4	25	1
Lamar Jackson	16	65	4.1	14	0
TOTAL	47	265	5.6	28	1

RECEIVING	NO	YDS	AVG	LG	TD
Willie Snead IV	5	106	21.2	34	0
Mark Andrews	3	32	10.7	18	0
Miles Boykin	2	20	10.0	14	1
Devin Duvernay	1	39	39.0	39	0
J.K. Dobbins	1	8	8.0	8	0
Marquise Brown	1	3	3.0	3t	1
TOTAL	13	208	16.0	39	2

TOP DEFENSE	TOT	SOLO	AST	SCK	YDS	INT
DeShon Elliott	7	4	3	0.5	1.0	0
Marcus Peters	5	3	2	0.0	0.0	0
Marlon Humphrey	4	2	2	0.0	0.0	0

FIELD GOALS	FGM/FGA	PERCENT	RESULTS
Justin Tucker	1-1	100.0	51G
TOTAL	1-1	100.0	

TEAM STATISTICS	STEELERS	RAVENS
First Downs	19	25
3rd-Down Eff. (Made/Att/Pct)	3/9/33%	8/15/53%
4th-Down Eff. (Made/Att/Pct)	0/0/0%	1/2/50%
Total Net Yards	221	457
Total Plays	50	79
Yards Per Play	4.4	5.8
Rushes/Net Yards	16/48	47/265
Net Passing	173	192
Pass Attempts/Completions	32/21	28/13
Had Intercepted	0	2
Sacked/Yards Lost	2/9	4/16
Punts/Average	6/42.2	3/39.7
Penalties/Yards	3/30	9/110
Fumbles/Lost	3/1	4/2
Possession Time	24:38	35:22



WEEK 9
Pittsburgh Steelers 24, Dallas Cowboys 19
31,700 AT&T Stadium Nov 8, 2020



Pittsburgh Steelers	0	9	0	15	—	24
Dallas Cowboys	3	10	6	0	—	19

SCORING DRIVES

TEAM	QTR	TIME	SCORING PLAY	PIT	DAL
Cowboys	1	03:55	G.Zuerlein 38 yd. Field Goal (12-65, 6:47)	0	3
Cowboys	2	07:45	C.Lamb 20 yd. pass from G.Gilbert (G.Zuerlein kick) (8-65, 3:41)	0	10
Cowboys	2	03:46	G.Zuerlein 44 yd. Field Goal (4-5, 2:15)	0	13
Steelers	2	01:10	J.Washington 17 yd. pass from B.Roethlisberger (kick failed, wl) (9-75, 2:36)	6	13
Steelers	2	00:00	C.Boswell 59 yd. Field Goal (4-2, 0:52)	9	13
Cowboys	3	10:17	G.Zuerlein 45 yd. Field Goal (11-50, 4:43)	9	16
Cowboys	3	02:13	G.Zuerlein 39 yd. Field Goal (12-53, 6:26)	9	19
Steelers	4	14:51	J.Smith-Schuster 31 yd. pass from B.Roethlisberger (kick blocked) (6-75, 2:22)	15	19
Steelers	4	07:11	C.Boswell 43 yd. Field Goal (11-75, 4:34)	18	19
Steelers	4	02:14	E.Ebron 8 yd. pass from B.Roethlisberger (pass failed) (6-79, 1:57)	24	19

PITTSBURGH STEELERS

PASSING	ATT	CP	YDS	SK/YD	TD	LG	INT	RTG
Ben Roethlisberger	42	29	306	0/0	3	42	0	113.8
Mason Rudolph	3	2	3	0/0	0	2	0	70.1
TOTAL	45	31	309	0/0	3	42	0	110.3

RUSHING	ATT	YDS	AVG	LG	TD
James Conner	9	22	2.4	6	0
Ben Roethlisberger	1	8	8.0	8	0
Anthony McFarland Jr.	3	7	2.3	6	0
Chase Claypool	1	4	4.0	4	0
Diontae Johnson	1	4	4.0	4	0
Benny Snell Jr.	3	1	0.3	3	0
TOTAL	18	46	2.6	8	0

RECEIVING	NO	YDS	AVG	LG	TD
Chase Claypool	8	69	8.6	14	0
JuJu Smith-Schuster	6	93	15.5	31t	1
Diontae Johnson	6	77	12.8	42	0
Eric Ebron	3	22	7.3	9	1
Ray-Ray McCloud	2	16	8.0	8	0
Anthony McFarland Jr.	2	15	7.5	8	0
James Conner	2	-2	-1.0	2	0
James Washington	1	17	17.0	17t	1
Vance McDonald	1	2	2.0	2	0
TOTAL	31	309	10.0	42	3

TOP DEFENSE	TOT	SOLO	AST	SCK	YDS	INT
Vince Williams	8	6	2	0.0	0.0	0
Minkah Fitzpatrick	6	5	1	0.0	0.0	1
Robert Spillane	6	6	0	0.0	0.0	0

FIELD GOALS	FGM/FGA	PERCENT	RESULTS
Chris Boswell	2-2	100.0	59G, 43G
TOTAL	2-2	100.0	

DALLAS COWBOYS

PASSING	ATT	CP	YDS	SK/YD	TD	LG	INT	RTG
Garrett Gilbert	38	21	243	2/23	1	32	1	72.6
TOTAL	38	21	243	2/23	1	32	1	72.6

RUSHING	ATT	YDS	AVG	LG	TD
Tony Pollard	9	57	6.3	20	0
Ezekiel Elliott	18	51	2.8	10	0
Garrett Gilbert	3	28	9.3	15	0
Amari Cooper	1	8	8.0	8	0
TOTAL	31	144	4.6	20	0

RECEIVING	NO	YDS	AVG	LG	TD
Amari Cooper	5	67	13.4	32	0
CeeDee Lamb	4	71	17.8	32	1
Dalton Schultz	4	48	12.0	16	0
Michael Gallup	3	36	12.0	20	0
Ezekiel Elliott	2	18	9.0	16	0
Cedrick Wilson	1	6	6.0	6	0
Tony Pollard	1	1	1.0	1	0
Blake Bell	1	-4	-4.0	-4	0
TOTAL	21	243	11.6	32	1

TOP DEFENSE	TOT	SOLO	AST	SCK	YDS	INT
Jaylon Smith	8	7	1	0.0	0.0	0
Trevon Diggs	7	7	0	0.0	0.0	0
Xavier Woods	7	6	1	0.0	0.0	0

FIELD GOALS	FGM/FGA	PERCENT	RESULTS
Greg Zuerlein	4-4	100.0	38G, 44G, 45G, 39G
TOTAL	4-4	100.0	

TEAM STATISTICS

STEELERS

COWBOYS

First Downs	20	19
3rd-Down Eff. (Made/Att/Pct)	5/13/38%	8/17/47%
4th-Down Eff. (Made/Att/Pct)	0/2/0%	0/1/0%
Total Net Yards	355	364
Total Plays	63	71
Yards Per Play	5.6	5.1
Rushes/Net Yards	18/46	31/144
Net Passing	309	220
Pass Attempts/Completions	45/31	38/21
Had Intercepted	0	1
Sacked/Yards Lost	0/0	2/23
Punts/Average	4/50.8	2/39.5
Penalties/Yards	3/16	7/70
Fumbles/Lost	0/0	1/1
Possession Time	26:36	33:24



10

WEEK 10
Cincinnati Bengals 10, Pittsburgh Steelers 36
 5,909 🇺🇸 Heinz Field 🇺🇸 Nov 15, 2020



36

Cincinnati Bengals	0	7	0	3	—	10
Pittsburgh Steelers	12	10	7	7	—	36

SCORING DRIVES

TEAM	QTR	TIME	SCORING PLAY	CIN	PIT
Steelers	1	11:23	C.Boswell 41 yd. Field Goal (4-9, 2:01)	0	3
Steelers	1	04:50	C.Boswell 30 yd. Field Goal (6-34, 2:25)	0	6
Steelers	1	01:51	D.Johnson 12 yd. pass from B.Roethlisberger (pass failed) (3-74, 1:01)	0	12
Bengals	2	10:37	T.Higgins 2 yd. pass from J.Burrow (R.Bullock kick) (8-90, 3:21)	7	12
Steelers	2	07:23	J.Smith-Schuster 8 yd. pass from B.Roethlisberger (C.Boswell kick) (7-78, 3:14)	7	19
Steelers	2	01:48	C.Boswell 45 yd. Field Goal (8-57, 2:20)	7	22
Steelers	3	04:22	C.Claypool 11 yd. pass from B.Roethlisberger (C.Boswell kick) (12-67, 4:12)	7	29
Steelers	4	10:31	C.Claypool 5 yd. pass from B.Roethlisberger (C.Boswell kick) (5-15, 2:41)	7	36
Bengals	4	05:05	R.Bullock 37 yd. Field Goal (10-56, 5:26)	10	36

CINCINNATI BENGALS

PASSING	ATT	CP	YDS	SK/YD	TD	LG	INT	RTG
Joe Burrow	40	21	213	4/28	1	54	0	76.4
TOTAL	40	21	213	4/28	1	54	0	76.4

RUSHING	ATT	YDS	AVG	LG	TD
Samaje Perine	7	48	6.9	15	0
Shawn Williams	1	39	39.0	39	0
Giovani Bernard	8	30	3.8	11	0
Trayveon Williams	5	22	4.4	8	0
TOTAL	21	139	6.6	39	0

RECEIVING	NO	YDS	AVG	LG	TD
Tee Higgins	7	115	16.4	54	1
Tyler Boyd	6	41	6.8	20	0
Giovani Bernard	4	17	4.3	13	0
Auden Tate	2	24	12.0	19	0
Drew Sample	1	9	9.0	9	0
Samaje Perine	1	7	7.0	7	0
TOTAL	21	213	10.1	54	1

TOP DEFENSE	TOT	SOLO	AST	SCK	YDS	INT
Tony Brown	9	6	3	0.0	0.0	0
Germaine Pratt	7	4	3	0.0	0.0	0
Jessie Bates III	7	5	2	0.0	0.0	0

FIELD GOALS	FGM/FGA	PERCENT	RESULTS
Randy Bullock	1-1	100.0	37G
TOTAL	1-1	100.0	

PITTSBURGH STEELERS

PASSING	ATT	CP	YDS	SK/YD	TD	LG	INT	RTG
Ben Roethlisberger	46	27	333	0/0	4	46	0	110.1
TOTAL	46	27	333	0/0	4	46	0	110.1

RUSHING	ATT	YDS	AVG	LG	TD
James Conner	13	36	2.8	16	0
Benny Snell Jr.	3	12	4.0	8	0
Ben Roethlisberger	1	0	0.0	0	0
Ray-Ray McCloud	1	-1	-1.0	-1	0
Chase Claypool	2	-3	-1.5	0	0
TOTAL	20	44	2.2	16	0

RECEIVING	NO	YDS	AVG	LG	TD
JuJu Smith-Schuster	9	77	8.6	24	1
Diontae Johnson	6	116	19.3	46	1
Chase Claypool	4	56	14.0	15	2
Eric Ebron	2	38	19.0	24	0
James Washington	2	30	15.0	16	0
James Conner	2	12	6.0	8	0
Ray-Ray McCloud	2	4	2.0	4	0
TOTAL	27	333	12.3	46	4

TOP DEFENSE	TOT	SOLO	AST	SCK	YDS	INT
Terrell Edmunds	8	5	3	0.0	0.0	0
Minkah Fitzpatrick	6	6	0	0.0	0.0	0
Robert Spillane	5	4	1	1.0	6.0	0

FIELD GOALS	FGM/FGA	PERCENT	RESULTS
Chris Boswell	3-3	100.0	41G, 30G, 45G
TOTAL	3-3	100.0	

TEAM STATISTICS

BENGALS

STEELERS

First Downs	16	22
3rd-Down Eff. (Made/Att/Pct)	0/13/0%	6/16/38%
4th-Down Eff. (Made/Att/Pct)	2/3/67%	0/0/0%
Total Net Yards	324	377
Total Plays	65	66
Yards Per Play	5.0	5.7
Rushes/Net Yards	21/139	20/44
Net Passing	185	333
Pass Attempts/Completions	40/21	46/27
Had Intercepted	0	0
Sacked/Yards Lost	4/28	0/0
Punts/Average	9/44.6	7/49.3
Penalties/Yards	6/65	6/45
Fumbles/Lost	2/2	0/0
Possession Time	29:32	30:28



WEEK 11
Pittsburgh Steelers 27, Jacksonville Jaguars 3
 17,244 🇺🇸 TIAA Bank Field 🇺🇸 Nov 22, 2020



Pittsburgh Steelers	0	17	0	10	—	27
Jacksonville Jaguars	3	0	0	0	—	3

SCORING DRIVES

TEAM	QTR	TIME	SCORING PLAY	PIT	JAX
Jaguars	1	10:57	C.McLaughlin 41 yd. Field Goal (9-52, 4:03)	0	3
Steelers	2	10:45	C.Boswell 44 yd. Field Goal (9-50, 4:15)	3	3
Steelers	2	07:00	C.Claypool 31 yd. pass from B.Roethlisberger (C.Boswell kick) (6-71, 2:49)	10	3
Steelers	2	00:44	B.Snell 1 yd. run (C.Boswell kick) (7-61, 2:13)	17	3
Steelers	4	10:21	C.Boswell 47 yd. Field Goal (9-45, 3:50)	20	3
Steelers	4	06:40	E.Ebron 20 yd. pass from B.Roethlisberger (C.Boswell kick) (4-50, 1:52)	27	3

PITTSBURGH STEELERS

PASSING	ATT	CP	YDS	SK/YD	TD	LG	INT	RTG
Ben Roethlisberger	46	32	267	0/0	2	31t	1	89.7
TOTAL	46	32	267	0/0	2	31T	1	89.7

RUSHING	ATT	YDS	AVG	LG	TD
James Conner	13	89	6.8	25	0
Benny Snell Jr.	7	15	2.1	5	1
Anthony McFarland Jr.	3	3	1.0	1	0
Ray-Ray McCloud	1	3	3.0	3	0
Mason Rudolph	3	-4	-1.3	-1	0
TOTAL	27	106	3.9	25	1

RECEIVING	NO	YDS	AVG	LG	TD
Diontae Johnson	12	111	9.3	23	0
Chase Claypool	4	59	14.8	31t	1
Eric Ebron	4	36	9.0	20t	1
Ray-Ray McCloud	4	20	5.0	13	0
JuJu Smith-Schuster	4	19	4.8	9	0
James Conner	3	10	3.3	14	0
James Washington	1	12	12.0	12	0
TOTAL	32	267	8.3	31T	2

TOP DEFENSE	TOT	SOLO	AST	SCK	YDS	INT
Cameron Heyward	5	1	4	0.0	0.0	0
Minkah Fitzpatrick	5	3	2	0.0	0.0	2
Vince Williams	5	4	1	0.0	0.0	0

FIELD GOALS	FGM/FGA	PERCENT	RESULTS
Chris Boswell	2-3	66.7	45WL, 44G, 47G
TOTAL	2-3	66.7	

JACKSONVILLE JAGUARS

PASSING	ATT	CP	YDS	SK/YD	TD	LG	INT	RTG
Jake Luten	37	16	151	2/18	0	19	4	15.5
TOTAL	37	16	151	2/18	0	19	4	15.5

RUSHING	ATT	YDS	AVG	LG	TD
James Robinson	17	73	4.3	18	0
TOTAL	17	73	4.3	18	0

RECEIVING	NO	YDS	AVG	LG	TD
DJ Chark Jr.	4	41	10.3	19	0
Devine Ozigbo	3	5	1.7	3	0
Tyler Eifert	2	32	16.0	17	0
Keelan Cole Sr.	2	26	13.0	17	0
James Robinson	2	21	10.5	15	0
Chris Conley	1	13	13.0	13	0
Ben Ellefson	1	10	10.0	10	0
Eric Saubert	1	3	3.0	3	0
TOTAL	16	151	9.4	19	0

TOP DEFENSE	TOT	SOLO	AST	SCK	YDS	INT
Joe Schobert	13	8	5	0.0	0.0	0
Chris Claybrooks	9	7	2	0.0	0.0	0
Jarrod Wilson	9	6	3	0.0	0.0	0

FIELD GOALS	FGM/FGA	PERCENT	RESULTS
Chase McLaughlin	1-1	100.0	41G
TOTAL	1-1	100.0	

TEAM STATISTICS

STEELERS

JAGUARS

First Downs	23	14
3rd-Down Eff. (Made/Att/Pct)	7/17/41%	4/13/31%
4th-Down Eff. (Made/Att/Pct)	1/1/100%	0/1/0%
Total Net Yards	373	206
Total Plays	73	56
Yards Per Play	5.1	3.7
Rushes/Net Yards	27/106	17/73
Net Passing	267	133
Pass Attempts/Completions	46/32	37/16
Had Intercepted	1	4
Sacked/Yards Lost	0/0	2/18
Punts/Average	5/43.2	6/54.0
Penalties/Yards	6/42	8/105
Fumbles/Lost	0/0	1/0
Possession Time	36:29	23:31



WEEK 12
Baltimore Ravens 14, Pittsburgh Steelers 19
Heinz Field 🌤 Dec 2, 2020



Baltimore Ravens	7	0	0	7	—	14
Pittsburgh Steelers	6	6	0	7	—	19

SCORING DRIVES

TEAM	QTR	TIME	SCORING PLAY	BAL	PIT
Steelers	1	06:57	J.Haden 14 yd. interception return (kick failed, wr)	0	6
Ravens	1	02:07	G.Edwards 1 yd. run (J.Tucker kick) (4:16, 2:24)	7	6
Steelers	2	11:50	C.Boswell 25 yd. Field Goal (12:73, 5:17)	7	9
Steelers	2	04:27	C.Boswell 27 yd. Field Goal (13:65, 5:14)	7	12
Steelers	4	13:20	J.Smith-Schuster 1 yd. pass from B.Roethlisberger (C.Boswell kick) (12:61, 4:52)	7	19
Ravens	4	02:58	M.Brown 70 yd. pass from T.McSorley (J.Tucker kick) (2:84, 0:32)	14	19

BALTIMORE RAVENS

PASSING	ATT	CP	YDS	SK/YD	TD	LG	INT	RTG
Robert Griffin III	12	7	33	3/20	0	8	1	28.5
Trace McSorley	6	2	77	0/0	1	70t	0	121.5
TOTAL	18	9	110	3/20	1	70T	1	64.6

RUSHING	ATT	YDS	AVG	LG	TD
Robert Griffin III	7	68	9.7	39	0
Justice Hill	9	35	3.9	19	0
Trace McSorley	3	16	5.3	9	0
Gus Edwards	9	10	1.1	6	1
TOTAL	28	129	4.6	39	1

RECEIVING	NO	YDS	AVG	LG	TD
Marquise Brown	4	85	21.3	70t	1
Devin Duvernay	3	20	6.7	8	0
Justice Hill	2	5	2.5	6	0
TOTAL	9	110	12.2	70T	1

TOP DEFENSE	TOT	SOLO	AST	SCK	YDS	INT
Chuck Clark	13	5	8	0.0	0.0	0
Patrick Queen	8	5	3	0.0	0.0	0
DeShon Elliott	7	5	2	0.0	0.0	0

FIELD GOALS	FGM/FGA	PERCENT	RESULTS
No Field Goals			

PITTSBURGH STEELERS

PASSING	ATT	CP	YDS	SK/YD	TD	LG	INT	RTG
Ben Roethlisberger	51	36	266	0/0	1	27	1	81.0
TOTAL	51	36	266	0/0	1	27	1	81.0

RUSHING	ATT	YDS	AVG	LG	TD
Benny Snell Jr.	16	60	3.8	13	0
Anthony McFarland Jr.	3	9	3.0	3	0
Ben Roethlisberger	1	-1	-1.0	-1	0
TOTAL	20	68	3.4	13	0

RECEIVING	NO	YDS	AVG	LG	TD
Diontae Johnson	8	46	5.8	11	0
JuJu Smith-Schuster	8	37	4.6	11	1
Eric Ebron	7	54	7.7	27	0
Chase Claypool	6	52	8.7	22	0
Benny Snell Jr.	3	33	11.0	13	0
James Washington	2	19	9.5	16	0
Anthony McFarland Jr.	1	17	17.0	17	0
Ray-Ray McCloud	1	8	8.0	8	0
TOTAL	36	266	7.4	27	1

TOP DEFENSE	TOT	SOLO	AST	SCK	YDS	INT
Robert Spillane	6	6	0	0.0	0.0	0
T.J. Watt	6	4	2	2.0	12.0	0
Bud Dupree	5	5	0	0.0	0.0	0

FIELD GOALS	FGM/FGA	PERCENT	RESULTS
Chris Boswell	2-2	100.0	25G, 27G
TOTAL	2-2	100.0	

TEAM STATISTICS

RAVENS

STEELERS

First Downs	10	22
3rd-Down Eff. (Made/Att/Pct)	3/13/23%	6/14/43%
4th-Down Eff. (Made/Att/Pct)	1/1/100%	0/2/0%
Total Net Yards	219	334
Total Plays	49	71
Yards Per Play	4.5	4.7
Rushes/Net Yards	28/129	20/68
Net Passing	90	266
Pass Attempts/Completions	18/9	51/36
Had Intercepted	1	1
Sacked/Yards Lost	3/20	0/0
Punts/Average	7/45.9	4/44.3
Penalties/Yards	7/86	5/40
Fumbles/Lost	1/1	3/1
Possession Time	26:21	33:39



WEEK 13
Washington 23, Pittsburgh Steelers 17
Heinz Field 🇺🇸 Dec 7, 2020



Washington	0	3	7	13	—	23
Pittsburgh Steelers	0	14	0	3	—	17

SCORING DRIVES

TEAM	QTR	TIME	SCORING PLAY	WAS	PIT
Steelers	2	10:33	D.Johnson 3 yd. pass from B.Roethlisberger (M.Wright kick) (14-72, 6:16)	0	7
Steelers	2	03:54	J.Washington 50 yd. pass from B.Roethlisberger (M.Wright kick) (1-50, 0:09)	0	14
Washington	2	00:01	D.Hopkins 49 yd. Field Goal (6-28, 0:49)	3	14
Washington	3	08:16	P.Barber 1 yd. run (D.Hopkins kick) (14-82, 6:44)	10	14
Steelers	4	14:57	M.Wright 37 yd. Field Goal (11-63, 4:23)	10	17
Washington	4	09:09	L.Thomas 15 yd. pass from A.Smith (D.Hopkins kick) (8-53, 3:14)	17	17
Washington	4	02:04	D.Hopkins 45 yd. Field Goal (9-45, 2:49)	20	17
Washington	4	00:17	D.Hopkins 45 yd. Field Goal (4-2, 1:42)	23	17

WASHINGTON

PASSING	ATT	CP	YDS	SK/YD	TD	LG	INT	RTG
Alex Smith	46	31	296	3/23	1	31	0	92.3
TOTAL	46	31	296	3/23	1	31	0	92.3

RUSHING	ATT	YDS	AVG	LG	TD
Peyton Barber	14	23	1.6	5	1
Antonio Gibson	2	14	7.0	13	0
J.D. McKissic	5	8	1.6	8	0
TOTAL	21	45	2.1	13	1

RECEIVING	NO	YDS	AVG	LG	TD
J.D. McKissic	10	70	7.0	16	0
Logan Thomas	9	98	10.9	30	1
Cam Sims	5	92	18.4	31	0
Steven Sims Sr.	4	17	4.3	9	0
Terry McLaurin	2	14	7.0	12	0
Isaiah Wright	1	5	5.0	5	0
TOTAL	31	296	9.5	31	1

TOP DEFENSE	TOT	SOLO	AST	SCK	YDS	INT
Jon Bostic	10	4	6	0.0	0.0	1
Cole Holcomb	9	4	5	0.0	0.0	0
Kamren Curl	8	7	1	0.0	0.0	0

FIELD GOALS	FGM/FGA	PERCENT	RESULTS
Dustin Hopkins	3-3	100.0	49G, 45G, 45G
TOTAL	3-3	100.0	

PITTSBURGH STEELERS

PASSING	ATT	CP	YDS	SK/YD	TD	LG	INT	RTG
Ben Roethlisberger	53	33	305	0/0	2	50t	1	82.7
TOTAL	53	33	305	0/0	2	50T	1	82.7

RUSHING	ATT	YDS	AVG	LG	TD
Anthony McFarland Jr.	4	15	3.8	9	0
Benny Snell Jr.	8	5	0.6	4	0
Jaylen Samuels	1	1	1.0	1	0
Ben Roethlisberger	1	0	0.0	0	0
TOTAL	14	21	1.5	9	0

RECEIVING	NO	YDS	AVG	LG	TD
Diontae Johnson	8	71	8.9	17	1
Eric Ebron	7	68	9.7	22	0
JuJu Smith-Schuster	7	28	4.0	9	0
Jaylen Samuels	3	11	3.7	8	0
James Washington	2	80	40.0	50t	1
Chase Claypool	2	38	19.0	30	0
Benny Snell Jr.	2	5	2.5	4	0
Ray-Ray McCloud	2	4	2.0	6	0
TOTAL	33	305	9.2	50T	2

TOP DEFENSE	TOT	SOLO	AST	SCK	YDS	INT
Avery Williamson	9	6	3	0.0	0.0	0
Vince Williams	7	3	4	0.0	0.0	0
Mike Hilton	6	5	1	0.0	0.0	0

FIELD GOALS	FGM/FGA	PERCENT	RESULTS
Matthew Wright	1-1	100.0	37G
TOTAL	1-1	100.0	

TEAM STATISTICS

WASHINGTON

STEELERS

First Downs	18	17
3rd-Down Eff. (Made/Att/Pct)	4/17/24%	6/15/40%
4th-Down Eff. (Made/Att/Pct)	0/1/0%	0/2/0%
Total Net Yards	318	326
Total Plays	70	67
Yards Per Play	4.5	4.9
Rushes/Net Yards	21/45	14/21
Net Passing	273	305
Pass Attempts/Completions	46/31	53/33
Had Intercepted	0	1
Sacked/Yards Lost	3/23	0/0
Punts/Average	7/46.0	6/44.3
Penalties/Yards	9/62	6/45
Fumbles/Lost	1/0	2/0
Possession Time	30:26	29:34



WEEK 14
Pittsburgh Steelers 15, Buffalo Bills 26
Bills Stadium 🏠 Dec 13, 2020



Pittsburgh Steelers	0	7	0	8	—	15
Buffalo Bills	0	9	14	3	—	26

SCORING DRIVES

TEAM	QTR	TIME	SCORING PLAY	PIT	BUF
Steelers	2	08:21	J.Washington 19 yd. pass from B.Roethlisberger (C.Boswell kick) (3-30, 1:15)	7	0
Bills	2	01:42	T.Bass 34 yd. Field Goal (9-58, 3:14)	7	3
Bills	2	00:52	T.Johnson 51 yd. Interception return (kick failed, wr)	7	9
Bills	3	10:23	S.Diggs 19 yd. pass from J.Allen (T.Bass kick) (8-68, 4:37)	7	16
Bills	3	07:02	G.Davis 13 yd. pass from J.Allen (T.Bass kick) (4-57, 2:05)	7	23
Steelers	4	12:18	J.Smith-Schuster 3 yd. pass from B.Roethlisberger (B.Roethlisberger-E.Ebron pass) (10-81, 4:38)	15	23
Bills	4	08:07	T.Bass 23 yd. Field Goal (11-61, 4:11)	15	26

PITTSBURGH STEELERS

PASSING	ATT	CP	YDS	SK/YD	TD	LG	INT	RTG
Ben Roethlisberger	37	21	187	1/10	2	20	2	65.9
TOTAL	37	21	187	1/10	2	20	2	65.9

RUSHING	ATT	YDS	AVG	LG	TD
James Conner	10	18	1.8	5	0
Jaylen Samuels	4	15	3.8	6	0
Benny Snell Jr.	3	14	4.7	7	0
TOTAL	17	47	2.8	7	0

RECEIVING	NO	YDS	AVG	LG	TD
JuJu Smith-Schuster	6	55	9.2	20	1
Diontae Johnson	4	40	10.0	17	0
James Washington	3	29	9.7	19t	1
Jaylen Samuels	3	18	6.0	8	0
Chase Claypool	3	15	5.0	6	0
Eric Ebron	2	30	15.0	17	0
TOTAL	21	187	8.9	20	2

TOP DEFENSE	TOT	SOLO	AST	SCK	YDS	INT
Avery Williamson	11	9	2	0.0	0.0	0
Marcus Allen	8	5	3	0.0	0.0	0
Terrell Edmunds	8	3	5	0.0	0.0	0

FIELD GOALS	FGM/FGA	PERCENT	RESULTS
No Field Goals			

BUFFALO BILLS

PASSING	ATT	CP	YDS	SK/YD	TD	LG	INT	RTG
Josh Allen	43	24	238	1/8	2	23	1	77.5
TOTAL	43	24	238	1/8	2	23	1	77.5

RUSHING	ATT	YDS	AVG	LG	TD
Zack Moss	13	43	3.3	13	0
Devin Singletary	7	32	4.6	14	0
Josh Allen	6	28	4.7	11	0
Stefon Diggs	1	1	1.0	1	0
TOTAL	27	104	3.9	14	0

RECEIVING	NO	YDS	AVG	LG	TD
Stefon Diggs	10	130	13.0	23	1
Cole Beasley	5	41	8.2	13	0
Dawson Knox	4	34	8.5	16	0
Gabriel Davis	3	19	6.3	13t	1
Isaiah McKenzie	1	12	12.0	12	0
Devin Singletary	1	2	2.0	2	0
TOTAL	24	238	9.9	23	2

TOP DEFENSE	TOT	SOLO	AST	SCK	YDS	INT
Jordan Poyer	8	4	4	0.0	0.0	0
Taron Johnson	7	4	3	0.0	0.0	1
Tremaine Edmunds	6	2	4	0.0	0.0	0

FIELD GOALS	FGM/FGA	PERCENT	RESULTS
Tyler Bass	2-2	100.0	34G, 23G
TOTAL	2-2	100.0	

TEAM STATISTICS

STEELERS

BILLS

First Downs	14	21
3rd-Down Eff. (Made/Att/Pct)	1/10/10%	7/14/50%
4th-Down Eff. (Made/Att/Pct)	0/0/0%	0/0/0%
Total Net Yards	224	334
Total Plays	55	71
Yards Per Play	4.1	4.7
Rushes/Net Yards	17/47	27/104
Net Passing	177	230
Pass Attempts/Completions	37/21	43/24
Had Intercepted	2	1
Sacked/Yards Lost	1/10	1/8
Punts/Average	8/39.8	5/45.6
Penalties/Yards	3/55	7/48
Fumbles/Lost	1/0	3/1
Possession Time	24:45	35:15



WEEK 15
Pittsburgh Steelers 17, Cincinnati Bengals 27
 10,249 🌐 Paul Brown Stadium 🌐 Dec 21, 2020



Pittsburgh Steelers	0	0	10	7	—	17
Cincinnati Bengals	3	14	0	10	—	27

SCORING DRIVES

TEAM	QTR	TIME	SCORING PLAY	PIT	CIN
Bengals	1	05:12	A.Seibert 34 yd. Field Goal (6-4, 4:04)	0	3
Bengals	2	12:05	G.Bernard 4 yd. run (A.Seibert kick) (7-38, 3:44)	0	10
Bengals	2	04:20	G.Bernard 14 yd. pass from R.Finley (A.Seibert Kick) (3-26, 1:32)	0	17
Steelers	3	12:07	Di.Johnson 23 yd. pass from B.Roethlisberger (C.Boswell kick) (4-67, 1:27)	7	17
Steelers	3	05:27	C.Boswell 25 yd. Field Goal (10-67, 5:00)	10	17
Bengals	4	11:21	R.Finley 23 yd. run (A.Seibert kick) (9-80, 5:54)	10	24
Steelers	4	05:32	B.Snell 1 yd. run (C.Boswell kick) (12-75, 5:49)	17	24
Bengals	4	00:12	A.Seibert 33 yd. Field Goal (4-9, 1:40)	17	27

PITTSBURGH STEELERS

PASSING	ATT	CP	YDS	SK/YD	TD	LG	INT	RTG
Ben Roethlisberger	38	20	170	1/12	1	37	1	62.4
TOTAL	38	20	170	1/12	1	37	1	62.4

RUSHING	ATT	YDS	AVG	LG	TD
Benny Snell Jr.	18	84	4.7	29	1
Anthony McFarland Jr.	1	5	5.0	5	0
Jaylen Samuels	1	4	4.0	4	0
Ben Roethlisberger	2	-1	-0.5	0	0
Chase Claypool	1	-6	-6.0	-6	0
TOTAL	23	86	3.7	29	1

RECEIVING	NO	YDS	AVG	LG	TD
Diontae Johnson	8	59	7.4	23t	1
Chase Claypool	3	54	18.0	37	0
Benny Snell Jr.	3	23	7.7	14	0
JuJu Smith-Schuster	3	15	5.0	21	0
Jaylen Samuels	1	12	12.0	12	0
Anthony McFarland Jr.	1	9	9.0	9	0
Ray-Ray McCloud	1	-2	-2.0	-2	0
TOTAL	20	170	8.5	37	1

TOP DEFENSE	TOT	SOLO	AST	SCK	YDS	INT
Avery Williamson	7	4	3	0.0	0.0	0
Cameron Heyward	7	4	3	0.0	0.0	0
Minkah Fitzpatrick	7	6	1	0.0	0.0	0

FIELD GOALS	FGM/FGA	PERCENT	RESULTS
Chris Boswell	1-1	100.0	25G
TOTAL	1-1	100.0	

CINCINNATI BENGALS

PASSING	ATT	CP	YDS	SK/YD	TD	LG	INT	RTG
Ryan Finley	13	7	89	2/11	1	30	0	101.1
TOTAL	13	7	89	2/11	1	30	0	101.1

RUSHING	ATT	YDS	AVG	LG	TD
Giovani Bernard	25	83	3.3	11	1
Ryan Finley	10	47	4.7	23t	1
Samaje Perine	4	14	3.5	8	0
Trayveon Williams	2	8	4.0	5	0
TOTAL	41	152	3.7	23T	2

RECEIVING	NO	YDS	AVG	LG	TD
Tee Higgins	3	31	10.3	14	0
A.J. Green	2	40	20.0	30	0
Giovani Bernard	1	14	14.0	14t	1
Drew Sample	1	4	4.0	4	0
TOTAL	7	89	12.7	30	1

TOP DEFENSE	TOT	SOLO	AST	SCK	YDS	INT
Josh Byrnes	8	3	5	0.0	0.0	0
Vonn Bell	7	5	2	0.0	0.0	0
Germaine Pratt	6	3	3	0.0	0.0	0

FIELD GOALS	FGM/FGA	PERCENT	RESULTS
Austin Seibert	2-3	66.7	34G, 55WR, 33G
TOTAL	2-3	66.7	

TEAM STATISTICS

STEELERS

BENGALS

First Downs	12	13
3rd-Down Eff. (Made/Att/Pct)	4/16/25%	4/14/29%
4th-Down Eff. (Made/Att/Pct)	1/2/50%	0/0/0%
Total Net Yards	244	230
Total Plays	62	56
Yards Per Play	3.9	4.1
Rushes/Net Yards	23/86	41/152
Net Passing	158	78
Pass Attempts/Completions	38/20	13/7
Had Intercepted	1	0
Sacked/Yards Lost	1/12	2/11
Punts/Average	6/52.2	7/45.6
Penalties/Yards	4/30	2/16
Fumbles/Lost	3/2	0/0
Possession Time	27:57	32:03



WEEK 16
Indianapolis Colts 24, Pittsburgh Steelers 28
Heinz Field 🇺🇸 Dec 27, 2020



Indianapolis Colts	7	14	3	0	—	24
Pittsburgh Steelers	0	7	7	14	—	28

SCORING DRIVES

TEAM	QTR	TIME	SCORING PLAY	IND	PIT
Colts	1	09:48	J.Taylor 6 yd. run (R.Blankenship kick) (9-70, 4:45)	7	0
Steelers	2	13:47	J.Conner 1 yd. run (M.Wright kick) (3-3, 0:50)		7
Colts	2	06:35	J.Taylor 1 yd. run (R.Blankenship kick) (12-85, 7:12)	14	7
Colts	2	04:02	Z.Pascal 42 yd. pass from P.Rivers (R.Blankenship kick) (2-43, 0:48)		21
Colts	3	09:23	R.Blankenship 28 yd. Field Goal (10-65, 5:37)		24
Steelers	3	03:16	Di.Johnson 39 yd. pass from B.Roethlisberger (M.Wright kick) (1-39, 0:07)		24
Steelers	4	14:52	E.Ebron 5 yd. pass from B.Roethlisberger (M.Wright kick) (5-74, 1:51)		24
Steelers	4	07:38	J.Smith-Schuster 25 yd. pass from B.Roethlisberger (M.Wright kick) (10-84, 4:28)		24

INDIANAPOLIS COLTS

PASSING	ATT	CP	YDS	SK/YD	TD	LG	INT	RTG
Philip Rivers	34	21	270	5/32	1	42t	1	84.2
TOTAL	34	21	270	5/32	1	42T	1	84.2

RUSHING	ATT	YDS	AVG	LG	TD
Jonathan Taylor	18	74	4.1	18	2
Nyheim Hines	8	44	5.5	11	0
Ashton Dulin	1	8	8.0	8	0
Jacoby Brissett	1	1	1.0	1	0
TOTAL	28	127	4.5	18	2

RECEIVING	NO	YDS	AVG	LG	TD
Jack Doyle	4	50	12.5	18	0
Nyheim Hines	4	20	5.0	11	0
Zach Pascal	3	64	21.3	42t	1
T.Y. Hilton	3	60	20.0	25	0
Michael Pittman Jr.	3	38	12.7	26	0
Trey Burton	3	18	6.0	11	0
Mo Alie-Cox	1	20	20.0	20	0
TOTAL	21	270	12.9	42T	1

TOP DEFENSE	TOT	SOLO	AST	SCK	YDS	INT
Darius Leonard	10	4	6	0.0	0.0	0
Kenny Moore II	6	4	2	0.0	0.0	0
T.J. Carrie	6	4	2	0.0	0.0	0

FIELD GOALS	FGM/FGA	PERCENT	RESULTS
Rodrigo Blankenship	1-1	100.0	28G
TOTAL	1-1	100.0	

PITTSBURGH STEELERS

PASSING	ATT	CP	YDS	SK/YD	TD	LG	INT	RTG
Ben Roethlisberger	49	34	341	1/9	3	39t	0	109.3
TOTAL	49	34	341	1/9	3	39T	0	109.3

RUSHING	ATT	YDS	AVG	LG	TD
James Conner	5	21	4.2	12	1
Diontae Johnson	1	2	2.0	2	0
Benny Snell Jr.	6	0	0.0	2	0
Ben Roethlisberger	2	-1	-0.5	0	0
TOTAL	14	22	1.6	12	1

RECEIVING	NO	YDS	AVG	LG	TD
Juju Smith-Schuster	9	96	10.7	25t	1
Diontae Johnson	8	74	9.3	39t	1
Eric Ebron	5	47	9.4	11	1
James Conner	5	45	9.0	10	0
Chase Claypool	4	54	13.5	34	0
James Washington	2	20	10.0	13	0
Vance McDonald	1	5	5.0	5	0
TOTAL	34	341	10.0	39T	3

TOP DEFENSE	TOT	SOLO	AST	SCK	YDS	INT
Avery Williamson	14	9	5	1.0	8.0	0
Minkah Fitzpatrick	8	6	2	0.0	0.0	0
Alex Highsmith	7	3	4	0.0	0.0	0

FIELD GOALS	FGM/FGA	PERCENT	RESULTS
	No Field Goals		

TEAM STATISTICS	COLTS	STEELERS
First Downs	21	26
3rd-Down Eff. (Made/Att/Pct)	5/13/38%	4/11/36%
4th-Down Eff. (Made/Att/Pct)	0/1/0%	0/1/0%
Total Net Yards	365	354
Total Plays	67	64
Yards Per Play	5.4	5.5
Rushes/Net Yards	28/127	14/22
Net Passing	238	332
Pass Attempts/Completions	34/21	49/34
Had Intercepted	1	0
Sacked/Yards Lost	5/32	1/9
Punts/Average	5/42.4	6/48.0
Penalties/Yards	9/83	6/49
Fumbles/Lost	1/1	1/0
Possession Time	32:28	27:32



WEEK 17
Pittsburgh Steelers 22, Cleveland Browns 24
11,989 FirstEnergy Stadium Jan 3, 2021



Pittsburgh Steelers	0	6	3	13	—	22
Cleveland Browns	7	3	7	7	—	24

SCORING DRIVES

TEAM	QTR	TIME	SCORING PLAY	PIT	CLE
Browns	1	09:29	N.Chubb 47 yd. run (C.Parkey kick) (6-85, 2:41)	0	7
Browns	2	09:45	C.Parkey 23 yd. Field Goal (10-70, 4:20)	0	10
Steelers	2	04:10	M.Wright 29 yd. Field Goal (11-66, 5:35)	3	10
Steelers	2	01:07	M.Wright 46 yd. Field Goal (8-48, 1:18)	6	10
Steelers	3	08:29	M.Wright 46 yd. Field Goal (7-52, 2:51)	9	10
Browns	3	03:48	A.Hooper 2 yd. pass from B.Mayfield (C.Parkey kick) (8-76, 4:41)	9	17
Browns	4	14:57	J.Landry 3 yd. run (C.Parkey kick) (4-20, 1:34)	9	24
Steelers	4	10:07	C.Claypool 28 yd. pass from M.Rudolph (M.Wright kick) (13-75, 4:50)	16	24
Steelers	4	01:23	J.Smith-Schuster 2 yd. pass from M.Rudolph (pass failed) (7-65, 2:14)	22	24

PITTSBURGH STEELERS

PASSING	ATT	CP	YDS	SK/YD	TD	LG	INT	RTG
Mason Rudolph	39	22	315	1/8	2	47	1	89.2
Joshua Dobbs	5	4	2	0/0	0	3	0	79.2
TOTAL	44	26	317	1/8	2	47	1	87.0

RUSHING	ATT	YDS	AVG	LG	TD
James Conner	9	37	4.1	9	0
Joshua Dobbs	2	20	10.0	13	0
Anthony McFarland Jr.	5	17	3.4	6	0
Benny Snell Jr.	3	10	3.3	6	0
Mason Rudolph	1	1	1.0	1	0
TOTAL	20	85	4.3	13	0

RECEIVING	NO	YDS	AVG	LG	TD
JuJu Smith-Schuster	6	65	10.8	26	1
Chase Claypool	5	101	20.2	41	1
Vance McDonald	5	33	6.6	14	0
James Conner	5	25	5.0	11	0
Diontae Johnson	3	96	32.0	47	0
Ray-Ray McCloud	2	-3	-1.5	0	0
TOTAL	26	317	12.2	47	2

TOP DEFENSE	TOT	SOLO	AST	SCK	YDS	INT
Alex Highsmith	9	6	3	1.0	10.0	0
Avery Williamson	8	6	2	0.0	0.0	0
Marcus Allen	7	6	1	0.0	0.0	0

FIELD GOALS	FGM/FGA	PERCENT	RESULTS
Matthew Wright	3-3	100.0	29G, 46G, 46G
TOTAL	3-3	100.0	

CLEVELAND BROWNS

PASSING	ATT	CP	YDS	SK/YD	TD	LG	INT	RTG
Baker Mayfield	27	17	196	4/30	1	42	0	97.1
TOTAL	27	17	196	4/30	1	42	0	97.1

RUSHING	ATT	YDS	AVG	LG	TD
Nick Chubb	14	108	7.7	47t	1
Baker Mayfield	6	44	7.3	28	0
Kareem Hunt	10	37	3.7	12	0
Jarvis Landry	1	3	3.0	3t	1
TOTAL	31	192	6.2	47T	2

RECEIVING	NO	YDS	AVG	LG	TD
Jarvis Landry	5	51	10.2	14	0
Austin Hooper	4	37	9.3	13	1
Rashard Higgins	2	55	27.5	42	0
KhaDarel Hodge	2	25	12.5	15	0
David Njoku	2	13	6.5	14	0
Donovan Peoples-Jones	1	11	11.0	11	0
Kareem Hunt	1	4	4.0	4	0
TOTAL	17	196	11.5	42	1

TOP DEFENSE	TOT	SOLO	AST	SCK	YDS	INT
Jacob Phillips	10	8	2	0.0	0.0	0
Karl Joseph	6	3	3	0.0	0.0	0
Ronnie Harrison Jr.	6	5	1	0.0	0.0	0

FIELD GOALS	FGM/FGA	PERCENT	RESULTS
Cody Parkey	1-1	100.0	23G
TOTAL	1-1	100.0	

TEAM STATISTICS

STEELERS

BROWNS

First Downs	18	21
3rd-Down Eff. (Made/Att/Pct)	8/17/47%	6/12/50%
4th-Down Eff. (Made/Att/Pct)	2/2/100%	0/2/0%
Total Net Yards	394	358
Total Plays	65	62
Yards Per Play	6.1	5.8
Rushes/Net Yards	20/85	31/192
Net Passing	309	166
Pass Attempts/Completions	44/26	27/17
Had Intercepted	1	0
Sacked/Yards Lost	1/8	4/30
Punts/Average	3/43.3	3/46.3
Penalties/Yards	2/15	4/19
Fumbles/Lost	0/0	0/0
Possession Time	27:50	32:10

2020 REGULAR SEASON INDIVIDUAL GAME-BY-GAME STATS														
PASSING:		JOSHUA DOBBS												
DATE	OPP.	ATT	CMP	YDS	CMP%	Y/A	Y/C	TD	TD%	INT	INT%	LG	SK/YD	RATE
09/14	at N.Y. Giants							ON INACTIVE LIST						
09/20	Denver							ON INACTIVE LIST						
09/27	Houston							ON INACTIVE LIST						
10/11	Philadelphia							INACTIVE						
10/18	Cleveland							ON INACTIVE LIST						
10/25	at Tennessee							ON INACTIVE LIST						
11/01	at Baltimore							ON INACTIVE LIST						
11/08	at Dallas							ON INACTIVE LIST						
11/15	Cincinnati							ON INACTIVE LIST						
11/22	at Jacksonville							ON INACTIVE LIST						
12/02	Baltimore							ON INACTIVE LIST						
12/07	Washington							ON INACTIVE LIST						
12/13	at Buffalo							ON INACTIVE LIST						
12/21	at Cincinnati							ON INACTIVE LIST						
12/27	Indianapolis							ON INACTIVE LIST						
01/03	at Cleveland	5	4	2	80.0%	0.4	0.5	0	0.0%	0	0.0%	3	0/0	79.2
TOTALS		5	4	2	80.0%	0.4	0.5	0	0.0%	0	0.0%	3	0/0	79.2

PASSING:		DEVLIN HODGES												
DATE	OPP.	ATT	CMP	YDS	CMP%	Y/A	Y/C	TD	TD%	INT	INT%	LG	SK/YD	RATE
09/14	at N.Y. Giants							DID NOT PLAY						
09/20	Denver							DID NOT PLAY						
09/27	Houston							PRACTICE SQUAD						
10/11	Philadelphia							PRACTICE SQUAD						
10/18	Cleveland							PRACTICE SQUAD						
10/25	at Tennessee							PRACTICE SQUAD						
11/01	at Baltimore							PRACTICE SQUAD						
11/08	at Dallas							PRACTICE SQUAD						
11/15	Cincinnati							PRACTICE SQUAD						
11/22	at Jacksonville							PRACTICE SQUAD						
12/02	Baltimore							PRACTICE SQUAD						
12/07	Washington							PRACTICE SQUAD						
12/13	at Buffalo							PRACTICE SQUAD						
12/21	at Cincinnati							PRACTICE SQUAD						
12/27	Indianapolis							PRACTICE SQUAD						
01/03	at Cleveland							PRACTICE SQUAD						
TOTALS		0	0	0	0.0%	0.0	0.0	0	0.0%	0	0.0%	--	0/0	0.0

PASSING:		PAXTON LYNCH												
DATE	OPP.	ATT	CMP	YDS	CMP%	Y/A	Y/C	TD	TD%	INT	INT%	LG	SK/YD	RATE
09/14	at N.Y. Giants							NOT ON ROSTER						
09/20	Denver							NOT ON ROSTER						
09/27	Houston							NOT ON ROSTER						
10/11	Philadelphia							NOT ON ROSTER						
10/18	Cleveland							NOT ON ROSTER						
10/25	at Tennessee							NOT ON ROSTER						
11/01	at Baltimore							NOT ON ROSTER						
11/08	at Dallas							NOT ON ROSTER						
11/15	Cincinnati							NOT ON ROSTER						
11/22	at Jacksonville							NOT ON ROSTER						
12/02	Baltimore							NOT ON ROSTER						
12/07	Washington							NOT ON ROSTER						
12/13	at Buffalo							NOT ON ROSTER						
12/21	at Cincinnati							NOT ON ROSTER						
12/27	Indianapolis							NOT ON ROSTER						
01/03	at Cleveland							NOT ON ROSTER						
TOTALS		0	0	0	0.0%	0.0	0.0	0	0.0%	0	0.0%	--	0/0	0.0

PASSING:		BEN ROETHLISBERGER												
DATE	OPP.	ATT	CMP	YDS	CMP%	Y/A	Y/C	TD	TD%	INT	INT%	LG	SK/YD	RATE
09/14	at N.Y. Giants	32	21	229	65.6%	7.2	10.9	3	9.4%	0	0.0%	28	2/21	117.8
09/20	Denver	41	29	311	70.7%	7.6	10.7	2	4.9%	1	2.4%	84t	1/10	98.7
09/27	Houston	36	23	237	63.9%	6.6	10.3	2	5.6%	0	0.0%	26t	2/19	101.3
10/11	Philadelphia	34	27	239	79.4%	7.0	8.9	3	8.8%	0	0.0%	35t	1/8	125.4
10/18	Cleveland	22	14	162	63.6%	7.4	11.6	1	4.5%	0	0.0%	36	2/20	100.9
10/25	at Tennessee	49	32	268	65.3%	5.5	8.4	2	4.1%	3	6.1%	28	0/0	67.4
11/01	at Baltimore	32	21	182	65.6%	5.7	8.7	2	6.3%	0	0.0%	24	2/9	101.3
11/08	at Dallas	42	29	306	69.0%	7.3	10.6	3	7.1%	0	0.0%	42	0/0	113.8
11/15	Cincinnati	46	27	333	58.7%	7.2	12.3	4	8.7%	0	0.0%	46	0/0	110.1
11/22	at Jacksonville	46	32	267	69.6%	5.8	8.3	2	4.3%	1	2.2%	31t	0/0	89.7
12/02	Baltimore	51	36	266	70.6%	5.2	7.4	1	2.0%	1	2.0%	27	0/0	81.0
12/07	Washington	53	33	305	62.3%	5.8	9.2	2	3.8%	1	1.9%	50t	0/0	82.7
12/13	at Buffalo	37	21	187	56.8%	5.1	8.9	2	5.4%	2	5.4%	20	1/10	65.9
12/21	at Cincinnati	38	20	170	52.6%	4.5	8.5	1	2.6%	1	2.6%	37	1/12	62.4
12/27	Indianapolis	49	34	341	69.4%	7.0	10.0	3	6.1%	0	0.0%	39t	1/9	109.3
01/03	at Cleveland	ON INACTIVE LIST												
TOTALS		608	399	3,803	65.6%	6.3	9.5	33	5.4%	10	1.6%	84T	13/118	94.1

PASSING:		MASON RUDOLPH												
DATE	OPP.	ATT	CMP	YDS	CMP%	Y/A	Y/C	TD	TD%	INT	INT%	LG	SK/YD	RATE
09/14	at N.Y. Giants	DID NOT PLAY (NON-INJURY)												
09/20	Denver	DID NOT PLAY (NON-INJURY)												
09/27	Houston	DID NOT PLAY (NON-INJURY)												
10/11	Philadelphia	DID NOT PLAY (NON-INJURY)												
10/18	Cleveland	1	1	6	100.0%	6.0	6.0	0	0.0%	0	0.0%	6	0/0	91.7
10/25	at Tennessee	DID NOT PLAY (NON-INJURY)												
11/01	at Baltimore	DID NOT PLAY (NON-INJURY)												
11/08	at Dallas	3	2	3	66.7%	1.0	1.5	0	0.0%	0	0.0%	2	0/0	70.1
11/15	Cincinnati	0	0	0	0.0%	0.0	0.0	0	0.0%	0	0.0%	--	0/0	0.0
11/22	at Jacksonville	0	0	0	0.0%	0.0	0.0	0	0.0%	0	0.0%	--	0/0	0.0
12/02	Baltimore	DID NOT PLAY (NON-INJURY)												
12/07	Washington	DID NOT PLAY (NON-INJURY)												
12/13	at Buffalo	DID NOT PLAY (NON-INJURY)												
12/21	at Cincinnati	DID NOT PLAY (NON-INJURY)												
12/27	Indianapolis	DID NOT PLAY (NON-INJURY)												
01/03	at Cleveland	39	22	315	56.4%	8.1	14.3	2	5.1%	1	2.6%	47	1/8	89.2
TOTALS		43	25	324	58.1%	7.5	13.0	2	4.7%	1	2.3%	47	1/8	87.7

2020 REGULAR SEASON INDIVIDUAL GAME-BY-GAME STATS

RUSHING:		CHASE CLAYPOOL					JAMES CONNER					JOSHUA DOBBS				
DATE	OPP.	NO.	YDS	AVG	LG	TD	NO.	YDS	AVG	LG	TD	NO.	YDS	AVG	LG	TD
09/14	at N.Y. Giants	1	8	8.0	8	0	6	9	1.5	3	0	ON INACTIVE LIST				
09/20	Denver	0	0	0.0	--	0	16	106	6.6	59	1	ON INACTIVE LIST				
09/27	Houston	0	0	0.0	--	0	18	109	6.1	25	1	ON INACTIVE LIST				
10/11	Philadelphia	3	6	2.0	3	1	15	44	2.9	25	1	INACTIVE				
10/18	Cleveland	2	7	3.5	4	1	20	101	5.1	14	1	ON INACTIVE LIST				
10/25	at Tennessee	0	0	0.0	--	0	20	82	4.1	24	0	ON INACTIVE LIST				
11/01	at Baltimore	0	0	0.0	--	0	15	47	3.1	18	1	ON INACTIVE LIST				
11/08	at Dallas	1	4	4.0	4	0	9	22	2.4	6	0	ON INACTIVE LIST				
11/15	Cincinnati	2	-3	-1.5	--	0	13	36	2.8	16	0	ON INACTIVE LIST				
11/22	at Jacksonville	0	0	0.0	--	0	13	89	6.8	25	0	ON INACTIVE LIST				
12/02	Baltimore	0	0	0.0	--	0	RESERVE/COVID-19					ON INACTIVE LIST				
12/07	Washington	0	0	0.0	--	0	RESERVE/COVID-19					ON INACTIVE LIST				
12/13	at Buffalo	0	0	0.0	--	0	10	18	1.8	5	0	ON INACTIVE LIST				
12/21	at Cincinnati	1	-6	-6.0	-6	0	ON INACTIVE LIST					ON INACTIVE LIST				
12/27	Indianapolis	0	0	0.0	--	0	5	21	4.2	12	1	ON INACTIVE LIST				
01/03	at Cleveland	0	0	0.0	--	0	9	37	4.1	9	0	2	20	10.0	13	0
TOTALS		10	16	1.6	8	2	169	721	4.3	59	6	2	20	10.0	13	0

RUSHING:		DJONTAE JOHNSON					ANTHONY MCFARLAND JR.					BEN ROETHLISBERGER				
DATE	OPP.	NO.	YDS	AVG	LG	TD	NO.	YDS	AVG	LG	TD	NO.	YDS	AVG	LG	TD
09/14	at N.Y. Giants	0	0	0.0	--	0	ON INACTIVE LIST					3	9	3.0	11	0
09/20	Denver	0	0	0.0	--	0	DID NOT PLAY (NON-INJURY)					3	-2	-0.7	--	0
09/27	Houston	1	9	9.0	9	0	6	42	7.0	20	0	5	-3	-0.6	2	0
10/11	Philadelphia	0	0	0.0	--	0	3	6	2.0	4	0	2	-2	-1.0	-1	0
10/18	Cleveland	ON INACTIVE LIST					3	2	0.7	3	0	3	5	1.7	4	0
10/25	at Tennessee	0	0	0.0	--	0	1	6	6.0	6	0	1	-1	-1.0	-1	0
11/01	at Baltimore	0	0	0.0	--	0	1	1	1.0	1	0	0	0	0.0	--	0
11/08	at Dallas	1	4	4.0	4	0	3	7	2.3	6	0	1	8	8.0	8	0
11/15	Cincinnati	0	0	0.0	--	0	ON INACTIVE LIST					1	0	0.0	--	0
11/22	at Jacksonville	0	0	0.0	--	0	3	3	1.0	1	0	0	0	0.0	--	0
12/02	Baltimore	0	0	0.0	--	0	3	9	3.0	3	0	1	-1	-1.0	-1	0
12/07	Washington	0	0	0.0	--	0	4	15	3.8	9	0	1	0	0.0	--	0
12/13	at Buffalo	0	0	0.0	--	0	ON INACTIVE LIST					0	0	0.0	--	0
12/21	at Cincinnati	0	0	0.0	--	0	1	5	5.0	5	0	2	-1	-0.5	--	0
12/27	Indianapolis	1	2	2.0	2	0	ON INACTIVE LIST					2	-1	-0.5	--	0
01/03	at Cleveland	0	0	0.0	--	0	5	17	3.4	6	0	ON INACTIVE LIST				
TOTALS		3	15	5.0	9	0	33	113	3.4	20	0	25	11	0.4	11	0

RUSHING:		MASON RUDOLPH					JAYLEN SAMUELS					BENNY SNELL JR.				
DATE	OPP.	NO.	YDS	AVG	LG	TD	NO.	YDS	AVG	LG	TD	NO.	YDS	AVG	LG	TD
09/14	at N.Y. Giants	DID NOT PLAY (NON-INJURY)					1	2	2.0	2	0	19	113	5.9	30	0
09/20	Denver	DID NOT PLAY (NON-INJURY)					0	0	0.0	--	0	3	5	1.7	3	0
09/27	Houston	DID NOT PLAY (NON-INJURY)					1	1	1.0	1	0	7	11	1.6	4	0
10/11	Philadelphia	DID NOT PLAY (NON-INJURY)					0	0	0.0	--	0	7	19	2.7	8	0
10/18	Cleveland	3	-3	-1.0	-1	0	0	0	0.0	--	0	6	17	2.8	5	1
10/25	at Tennessee	DID NOT PLAY (NON-INJURY)					1	5	5.0	5	0	2	2	1.0	11	1
11/01	at Baltimore	DID NOT PLAY (NON-INJURY)					0	0	0.0	--	0	0	0	0.0	--	0
11/08	at Dallas	0	0	0.0	--	0	0	0	0.0	--	0	3	1	0.3	3	0
11/15	Cincinnati	0	0	0.0	--	0	0	0	0.0	--	0	3	12	4.0	8	0
11/22	at Jacksonville	3	-4	-1.3	-1	0	ON INACTIVE LIST					7	15	2.1	5	1
12/02	Baltimore	DID NOT PLAY (NON-INJURY)					ON INACTIVE LIST					16	60	3.8	13	0
12/07	Washington	DID NOT PLAY (NON-INJURY)					1	1	1.0	1	0	8	5	0.6	4	0
12/13	at Buffalo	DID NOT PLAY (NON-INJURY)					4	15	3.8	6	0	3	14	4.7	7	0
12/21	at Cincinnati	DID NOT PLAY (NON-INJURY)					1	4	4.0	4	0	18	84	4.7	29	1
12/27	Indianapolis	DID NOT PLAY (NON-INJURY)					0	0	0.0	--	0	6	0	0.0	2	0
01/03	at Cleveland	1	1	1.0	1	0	0	0	0.0	--	0	3	10	3.3	6	0
TOTALS		7	-6	-0.9	1	0	9	28	3.1	6	0	111	368	3.3	30	4

2020 REGULAR SEASON INDIVIDUAL GAME-BY-GAME STATS

RECEIVING:		CHASE CLAYPOOL					JAMES CONNER					ERIC EBFRON				
DATE	OPP.	NO.	YDS	AVG	LG	TD	NO.	YDS	AVG	LG	TD	NO.	YDS	AVG	LG	TD
09/14	at N.Y. Giants	2	39	19.5	28	0	2	8	4.0	6	0	1	18	18.0	18	0
09/20	Denver	3	88	29.3	84t	1	2	15	7.5	9	0	3	43	14.3	21	0
09/27	Houston	1	24	24.0	24	0	4	40	10.0	13	0	5	52	10.4	17	1
10/11	Philadelphia	7	110	15.7	35t	3	3	19	6.3	11	0	5	43	8.6	17	0
10/18	Cleveland	4	74	18.5	36	0	1	1	1.0	1	0	2	9	4.5	7	0
10/25	at Tennessee	1	-2	-2.0	-2	0	3	29	9.7	18	0	6	50	8.3	22	0
11/01	at Baltimore	5	42	8.4	10	1	3	13	4.3	13	0	4	48	12.0	18t	1
11/08	at Dallas	8	69	8.6	14	0	2	-2	-1.0	2	0	3	22	7.3	9	1
11/15	Cincinnati	4	56	14.0	15	2	2	12	6.0	8	0	2	38	19.0	24	0
11/22	at Jacksonville	4	59	14.8	31t	1	3	10	3.3	14	0	4	36	9.0	20t	1
12/02	Baltimore	6	52	8.7	22	0	RESERVE/COVID-19					7	54	7.7	27	0
12/07	Washington	2	38	19.0	30	0	RESERVE/COVID-19					7	68	9.7	22	0
12/13	at Buffalo	3	15	5.0	6	0	0	0	0.0	--	0	2	30	15.0	17	0
12/21	at Cincinnati	3	54	18.0	37	0	ON INACTIVE LIST					0	0	0.0	--	0
12/27	Indianapolis	4	54	13.5	34	0	5	45	9.0	10	0	5	47	9.4	11	1
01/03	at Cleveland	5	101	20.2	41	1	5	25	5.0	11	0	DID NOT PLAY				
TOTALS		62	873	14.1	84T	9	35	215	6.1	18	0	56	558	10.0	27	5

RECEIVING:		DJONTAE JOHNSON					VANCE McDONALD					ANTHONY MCFARLAND JR.				
DATE	OPP.	NO.	YDS	AVG	LG	TD	NO.	YDS	AVG	LG	TD	NO.	YDS	AVG	LG	TD
09/14	at N.Y. Giants	6	57	9.5	18	0	1	3	3.0	3	0	ON INACTIVE LIST				
09/20	Denver	8	92	11.5	28t	1	1	3	3.0	3	0	DID NOT PLAY (NON-INJURY)				
09/27	Houston	0	0	0.0	--	0	3	35	11.7	15	0	1	7	7.0	7	0
10/11	Philadelphia	1	-2	-2.0	-2	0	1	4	4.0	4	0	0	0	0.0	--	0
10/18	Cleveland	ON INACTIVE LIST					0	0	0.0	--	0	1	6	6.0	6	0
10/25	at Tennessee	9	80	8.9	14	2	2	14	7.0	9	0	0	0	0.0	--	0
11/01	at Baltimore	1	6	6.0	6	0	0	0	0.0	--	0	0	0	0.0	--	0
11/08	at Dallas	6	77	12.8	42	0	1	2	2.0	2	0	2	15	7.5	8	0
11/15	Cincinnati	6	116	19.3	46	1	DID NOT PLAY					ON INACTIVE LIST				
11/22	at Jacksonville	12	111	9.3	23	0	DID NOT PLAY					0	0	0.0	--	0
12/02	Baltimore	8	46	5.8	11	0	0	0	0.0	--	0	1	17	17.0	17	0
12/07	Washington	8	71	8.9	17	1	0	0	0.0	--	0	0	0	0.0	--	0
12/13	at Buffalo	4	40	10.0	17	0	0	0	0.0	--	0	ON INACTIVE LIST				
12/21	at Cincinnati	8	59	7.4	23t	1	0	0	0.0	--	0	1	9	9.0	9	0
12/27	Indianapolis	8	74	9.3	39t	1	1	5	5.0	5	0	ON INACTIVE LIST				
01/03	at Cleveland	3	96	32.0	47	0	5	33	6.6	14	0	0	0	0.0	--	0
TOTALS		88	923	10.5	47	7	15	99	6.6	15	0	6	54	9.0	17	0

RECEIVING:		JAYLEN SAMUELS					JUJU SMITH-SCHUSTER					BENNY SNELL JR.				
DATE	OPP.	NO.	YDS	AVG	LG	TD	NO.	YDS	AVG	LG	TD	NO.	YDS	AVG	LG	TD
09/14	at N.Y. Giants	1	1	1.0	1	0	6	69	11.5	17	2	0	0	0.0	--	0
09/20	Denver	1	4	4.0	4	0	7	48	6.9	18	0	1	-4	-4.0	-4	0
09/27	Houston	0	0	0.0	--	0	4	43	10.8	26t	1	0	0	0.0	--	0
10/11	Philadelphia	0	0	0.0	--	0	4	28	7.0	14	0	0	0	0.0	--	0
10/18	Cleveland	0	0	0.0	--	0	2	6	3.0	5	0	1	4	4.0	4	0
10/25	at Tennessee	0	0	0.0	--	0	9	85	9.4	28	0	0	0	0.0	--	0
11/01	at Baltimore	0	0	0.0	--	0	7	67	9.6	24	0	0	0	0.0	--	0
11/08	at Dallas	0	0	0.0	--	0	6	93	15.5	31t	1	0	0	0.0	--	0
11/15	Cincinnati	0	0	0.0	--	0	9	77	8.6	24	1	0	0	0.0	--	0
11/22	at Jacksonville	ON INACTIVE LIST					4	19	4.8	9	0	0	0	0.0	--	0
12/02	Baltimore	ON INACTIVE LIST					8	37	4.6	11	1	3	33	11.0	13	0
12/07	Washington	3	11	3.7	8	0	7	28	4.0	9	0	2	5	2.5	4	0
12/13	at Buffalo	3	18	6.0	8	0	6	55	9.2	20	1	0	0	0.0	--	0
12/21	at Cincinnati	1	12	12.0	12	0	3	15	5.0	21	0	3	23	7.7	14	0
12/27	Indianapolis	0	0	0.0	--	0	9	96	10.7	25t	1	0	0	0.0	--	0
01/03	at Cleveland	0	0	0.0	--	0	6	65	10.8	26	1	0	0	0.0	--	0
TOTALS		9	46	5.1	12	0	97	831	8.6	31T	9	10	61	6.1	14	0

RECEIVING:		JAMES WASHINGTON				
DATE	OPP.	NO.	YDS	AVG	LG	TD
09/14	at N.Y. Giants	2	34	17.0	21	1
09/20	Denver	3	22	7.3	10	0
09/27	Houston	5	36	7.2	15	0
10/11	Philadelphia	3	25	8.3	12	0
10/18	Cleveland	4	68	17.0	28t	1
10/25	at Tennessee	0	0	0.0	--	0
11/01	at Baltimore	0	0	0.0	--	0
11/08	at Dallas	1	17	17.0	17t	1
11/15	Cincinnati	2	30	15.0	16	0
11/22	at Jacksonville	1	12	12.0	12	0
12/02	Baltimore	2	19	9.5	16	0
12/07	Washington	2	80	40.0	50t	1
12/13	at Buffalo	3	29	9.7	19t	1
12/21	at Cincinnati	0	0	0.0	--	0
12/27	Indianapolis	2	20	10.0	13	0
01/03	at Cleveland	0	0	0.0	--	0
TOTALS		30	392	13.1	50T	5

2020 REGULAR SEASON INDIVIDUAL GAME-BY-GAME STATS																	
PASSING:		JORDAN BERRY								DUSTIN COLOQUITT							
DATE	OPP.	NO.	YDS	AVG	TB	IN 20	LG	NET	BLK	NO.	YDS	AVG	TB	IN 20	LG	NET	BLK
09/14	at N.Y. Giants	NOT ON ROSTER								4	183	45.8	0	1	59	36.0	0
09/20	Denver	NOT ON ROSTER								5	209	41.8	1	2	54	34.8	0
09/27	Houston	NOT ON ROSTER								4	177	44.3	0	1	48	40.0	0
10/11	Philadelphia	2								2	83	41.5	0	1	44	41.0	0
10/18	Cleveland	2								5	209	41.8	1	1	44	36.6	0
10/25	at Tennessee	2	100	50.0	0	2	51	47.5	0	NOT ON ROSTER							
11/01	at Baltimore	6	253	42.2	0	2	56	39.7	0	NOT ON ROSTER							
11/08	at Dallas	4	203	50.8	0	1	62	30.3	0	NOT ON ROSTER							
11/15	Cincinnati	7	345	49.3	1	4	62	44.6	0	NOT ON ROSTER							
11/22	at Jacksonville	5	216	43.2	1	2	55	37.2	0	NOT ON ROSTER							
12/02	Baltimore	4	177	44.3	0	2	56	42.0	0	NOT ON ROSTER							
12/07	Washington	6	266	44.3	0	2	59	42.8	0	NOT ON ROSTER							
12/13	at Buffalo	8	318	39.8	0	2	46	37.9	0	NOT ON ROSTER							
12/21	at Cincinnati	6	313	52.2	1	1	61	46.0	0	Buccaneers							
12/27	Indianapolis	6	288	48.0	0	3	61	37.5	0	Jaguars							
01/03	at Cleveland	3	130	43.3	0	2	56	42.0	0	-							
TOTALS		57	2,609	45.8	3	23	62	40.5	0	20	861	43.1	2	6	59	37.2	0

2020 REGULAR SEASON INDIVIDUAL GAME-BY-GAME STATS						
PUNT RETURNS:		DIONTAE JOHNSON				
DATE	OPP.	NO.	YDS	AVG	LG	FC
09/14	at N.Y. Giants	3	13	4.3	12	1
09/20	Denver	2	25	12.5	18	0
09/27	Houston	0	0	0.0	--	1
10/11	Philadelphia	2	12	6.0	6	0
10/18	Cleveland	ON INACTIVE LIST				
10/25	at Tennessee	0	0	0.0	--	0
11/01	at Baltimore	0	0	0.0	--	0
11/08	at Dallas	0	0	0.0	--	0
11/15	Cincinnati	0	0	0.0	--	0
11/22	at Jacksonville	0	0	0.0	--	0
12/02	Baltimore	0	0	0.0	--	0
12/07	Washington	0	0	0.0	--	0
12/13	at Buffalo	0	0	0.0	--	0
12/21	at Cincinnati	0	0	0.0	--	0
12/27	Indianapolis	1	8	8.0	8	0
01/03	at Cleveland	0	0	0.0	--	0
TOTALS		8	58	7.3	18	2

2020 REGULAR SEASON INDIVIDUAL GAME-BY-GAME STATS						
KICKOFF RETURNS:		DIONTAE JOHNSON				
DATE	OPP.	NO.	YDS	AVG	LG	FC
09/14	at N.Y. Giants	0	0	0.0	--	0
09/20	Denver	1	24	24.0	24	0
09/27	Houston	0	0	0.0	--	0
10/11	Philadelphia	0	0	0.0	--	0
10/18	Cleveland	ON INACTIVE LIST				
10/25	at Tennessee	0	0	0.0	--	0
11/01	at Baltimore	0	0	0.0	--	0
11/08	at Dallas	0	0	0.0	--	0
11/15	Cincinnati	0	0	0.0	--	0
11/22	at Jacksonville	0	0	0.0	--	0
12/02	Baltimore	0	0	0.0	--	0
12/07	Washington	0	0	0.0	--	0
12/13	at Buffalo	0	0	0.0	--	0
12/21	at Cincinnati	0	0	0.0	--	0
12/27	Indianapolis	0	0	0.0	--	0
01/03	at Cleveland	0	0	0.0	--	0
TOTALS		1	24	24.0	24	0

2020 REGULAR SEASON INDIVIDUAL GAME-BY-GAME STATS

INTERCEPTION RETURNS:		TERRELL EDMUNDS					MINKAH FITZPATRICK					JOE HADEN					CAMERON HEYWARD				
DATE	OPP.	NO.	YDS	AVG	LG	TD	NO.	YDS	AVG	LG	TD	NO.	YDS	AVG	LG	TD	NO.	YDS	AVG	LG	TD
09/14	at N.Y. Giants	0	0	0.0	--	0	0	0	0.0	--	0	0	0	0.0	--	0	1	0	0.0	--	0
09/20	Denver	0	0	0.0	--	0	0	0	0.0	--	0	1	24	24.0	24	0	0	0	0.0	--	0
09/27	Houston	0	0	0.0	--	0	0	0	0.0	--	0	0	0	0.0	--	0	0	0	0.0	--	0
10/11	Philadelphia	0	0	0.0	--	0	0	0	0.0	--	0	0	0	0.0	--	0	0	0	0.0	--	0
10/18	Cleveland	0	0	0.0	--	0	1	33	33.0	33t	1	0	0	0.0	--	0	0	0	0.0	--	0
10/25	at Tennessee	0	0	0.0	--	0	0	0	0.0	--	0	0	0	0.0	--	0	0	0	0.0	--	0
11/01	at Baltimore	0	0	0.0	--	0	0	0	0.0	--	0	0	0	0.0	--	0	0	0	0.0	--	0
11/08	at Dallas	0	0	0.0	--	0	1	7	7.0	7	0	0	0	0.0	--	0	0	0	0.0	--	0
11/15	Cincinnati	0	0	0.0	--	0	0	0	0.0	--	0	0	0	0.0	--	0	0	0	0.0	--	0
11/22	at Jacksonville	2	11	5.5	7	0	2	37	18.5	37	0	0	0	0.0	--	0	0	0	0.0	--	0
12/02	Baltimore	0	0	0.0	--	0	0	0	0.0	--	0	1	14	14.0	14t	1	0	0	0.0	--	0
12/07	Washington	0	0	0.0	--	0	0	0	0.0	--	0	0	0	0.0	--	0	0	0	0.0	--	0
12/13	at Buffalo	0	0	0.0	--	0	0	0	0.0	--	0	ON INACTIVE LIST					0	0	0.0	--	0
12/21	at Cincinnati	0	0	0.0	--	0	0	0	0.0	--	0	0	0	0.0	--	0	0	0	0.0	--	0
12/27	Indianapolis	0	0	0.0	--	0	0	0	0.0	--	0	0	0	0.0	--	0	0	0	0.0	--	0
01/03	at Cleveland	ON INACTIVE LIST					0	0	0.0	--	0	DID NOT PLAY					ON INACTIVE LIST				
TOTALS		2	11	5.5	7	0	4	77	19.3	37	1	2	38	19.0	24	1	1	0	0.0	0	0

INTERCEPTION RETURNS:		ALEX HIGHSMITH					MIKE HILTON					STEVEN NELSON					ROBERT SPILLANE				
DATE	OPP.	NO.	YDS	AVG	LG	TD	NO.	YDS	AVG	LG	TD	NO.	YDS	AVG	LG	TD	NO.	YDS	AVG	LG	TD
09/14	at N.Y. Giants	0	0	0.0	--	0	0	0	0.0	--	0	0	0	0.0	--	0	0	0	0.0	--	0
09/20	Denver	0	0	0.0	--	0	0	0	0.0	--	0	0	0	0.0	--	0	0	0	0.0	--	0
09/27	Houston	0	0	0.0	--	0	1	8	8.0	8	0	0	0	0.0	--	0	0	0	0.0	--	0
10/11	Philadelphia	0	0	0.0	--	0	0	0	0.0	--	0	2	3	1.5	3	0	0	0	0.0	--	0
10/18	Cleveland	0	0	0.0	--	0	0	0	0.0	--	0	0	0	0.0	--	0	0	0	0.0	--	0
10/25	at Tennessee	0	0	0.0	--	0	ON INACTIVE LIST					0	0	0.0	--	0	0	0	0.0	--	0
11/01	at Baltimore	1	2	2.0	2	0	ON INACTIVE LIST					0	0	0.0	--	0	1	33	33.0	33t	1
11/08	at Dallas	0	0	0.0	--	0	ON INACTIVE LIST					0	0	0.0	--	0	0	0	0.0	--	0
11/15	Cincinnati	0	0	0.0	--	0	ON INACTIVE LIST					0	0	0.0	--	0	0	0	0.0	--	0
11/22	at Jacksonville	0	0	0.0	--	0	0	0	0.0	--	0	0	0	0.0	--	0	0	0	0.0	--	0
12/02	Baltimore	0	0	0.0	--	0	0	0	0.0	--	0	0	0	0.0	--	0	0	0	0.0	--	0
12/07	Washington	0	0	0.0	--	0	0	0	0.0	--	0	ON INACTIVE LIST					0	0	0.0	--	0
12/13	at Buffalo	0	0	0.0	--	0	1	0	0.0	--	0	0	0	0.0	--	0	DID NOT PLAY				
12/21	at Cincinnati	0	0	0.0	--	0	0	0	0.0	--	0	0	0	0.0	--	0	DID NOT PLAY				
12/27	Indianapolis	0	0	0.0	--	0	1	-3	-3.0	-3	0	0	0	0.0	--	0	DID NOT PLAY				
01/03	at Cleveland	0	0	0.0	--	0	0	0	0.0	--	0	0	0	0.0	--	0	DID NOT PLAY				
TOTALS		1	2	2.0	2	0	3	5	1.7	8	0	2	3	1.5	3	0	1	33	33.0	33T	1

INTERCEPTION RETURNS:		CAMERON SUTTON					T.J. WATT				
DATE	OPP.	NO.	YDS	AVG	LG	TD	NO.	YDS	AVG	LG	TD
09/14	at N.Y. Giants	0	0	0.0	--	0	1	0	0.0	--	0
09/20	Denver	0	0	0.0	--	0	0	0	0.0	--	0
09/27	Houston	0	0	0.0	--	0	0	0	0.0	--	0
10/11	Philadelphia	0	0	0.0	--	0	0	0	0.0	--	0
10/18	Cleveland	1	0	0.0	--	0	0	0	0.0	--	0
10/25	at Tennessee	0	0	0.0	--	0	0	0	0.0	--	0
11/01	at Baltimore	0	0	0.0	--	0	0	0	0.0	--	0
11/08	at Dallas	0	0	0.0	--	0	0	0	0.0	--	0
11/15	Cincinnati	0	0	0.0	--	0	0	0	0.0	--	0
11/22	at Jacksonville	0	0	0.0	--	0	0	0	0.0	--	0
12/02	Baltimore	0	0	0.0	--	0	0	0	0.0	--	0
12/07	Washington	0	0	0.0	--	0	0	0	0.0	--	0
12/13	at Buffalo	0	0	0.0	--	0	0	0	0.0	--	0
12/21	at Cincinnati	0	0	0.0	--	0	0	0	0.0	--	0
12/27	Indianapolis	0	0	0.0	--	0	0	0	0.0	--	0
01/03	at Cleveland	0	0	0.0	--	0	ON INACTIVE LIST				
TOTALS		1	0	0.0	0	0	1	0	0.0	0	0

2020 REGULAR SEASON INDIVIDUAL GAME-BY-GAME STATS

FUMBLE RETURNS:		MINKAH FITZPATRICK					MIKE HILTON					STEVEN NELSON					BENNY SNELL JR.				
DATE	OPP.	NO.	YDS	AVG	LG	TD	NO.	YDS	AVG	LG	TD	NO.	YDS	AVG	LG	TD	NO.	YDS	AVG	LG	TD
09/14	at N.Y. Giants	0	0	0.0	--	0	0	0	0.0	--	0	0	0	0.0	--	0	0	0	0.0	--	0
09/20	Denver	0	0	0.0	--	0	1	8	8.0	8	0	0	0	0.0	--	0	0	0	0.0	--	0
09/27	Houston	0	0	0.0	--	0	0	0	0.0	--	0	0	0	0.0	--	0	0	0	0.0	--	0
10/11	Philadelphia	0	0	0.0	--	0	0	0	0.0	--	0	0	0	0.0	--	0	0	0	0.0	--	0
10/18	Cleveland	0	0	0.0	--	0	0	0	0.0	--	0	0	0	0.0	--	0	0	0	0.0	--	0
10/25	at Tennessee	0	0	0.0	--	0	ON INACTIVE LIST					0	0	0.0	--	0	0	0	0.0	--	0
11/01	at Baltimore	0	0	0.0	--	0	ON INACTIVE LIST					0	0	0.0	--	0	0	0	0.0	--	0
11/08	at Dallas	1	-1	-1.0	-1	0	ON INACTIVE LIST					0	0	0.0	--	0	0	0	0.0	--	0
11/15	Cincinnati	0	0	0.0	--	0	ON INACTIVE LIST					1	0	0.0	--	0	1	0	0.0	--	0
11/22	at Jacksonville	0	0	0.0	--	0	0	0	0.0	--	0	0	0	0.0	--	0	0	0	0.0	--	0
12/02	Baltimore	0	0	0.0	--	0	0	0	0.0	--	0	0	0	0.0	--	0	0	0	0.0	--	0
12/07	Washington	0	0	0.0	--	0	0	0	0.0	--	0	ON INACTIVE LIST					0	0	0.0	--	0
12/13	at Buffalo	0	0	0.0	--	0	0	0	0.0	--	0	0	0	0.0	--	0	0	0	0.0	--	0
12/21	at Cincinnati	0	0	0.0	--	0	0	0	0.0	--	0	0	0	0.0	--	0	0	0	0.0	--	0
12/27	Indianapolis	0	0	0.0	--	0	1	14	14.0	14	0	0	0	0.0	--	0	0	0	0.0	--	0
01/03	at Cleveland	0	0	0.0	--	0	0	0	0.0	--	0	0	0	0.0	--	0	0	0	0.0	--	0
TOTALS		1	-1	-1.0	-1	0	2	22	11.0	14	0	1	0	0.0	0	0	1	0	0.0	0	0

FUMBLE RETURNS:		ROBERT SPILLANE					CAMERON SUTTON					VINCE WILLIAMS				
DATE	OPP.	NO.	YDS	AVG	LG	TD	NO.	YDS	AVG	LG	TD	NO.	YDS	AVG	LG	TD
09/14	at N.Y. Giants	0	0	0.0	--	0	0	0	0.0	--	0	0	0	0.0	--	0
09/20	Denver	0	0	0.0	--	0	0	0	0.0	--	0	0	0	0.0	--	0
09/27	Houston	0	0	0.0	--	0	0	0	0.0	--	0	0	0	0.0	--	0
10/11	Philadelphia	0	0	0.0	--	0	0	0	0.0	--	0	0	0	0.0	--	0
10/18	Cleveland	0	0	0.0	--	0	0	0	0.0	--	0	0	0	0.0	--	0
10/25	at Tennessee	0	0	0.0	--	0	0	0	0.0	--	0	0	0	0.0	--	0
11/01	at Baltimore	1	0	0.0	--	0	0	0	0.0	--	0	1	0	0.0	--	0
11/08	at Dallas	0	0	0.0	--	0	0	0	0.0	--	0	0	0	0.0	--	0
11/15	Cincinnati	0	0	0.0	--	0	0	0	0.0	--	0	0	0	0.0	--	0
11/22	at Jacksonville	0	0	0.0	--	0	0	0	0.0	--	0	0	0	0.0	--	0
12/02	Baltimore	0	0	0.0	--	0	0	0	0.0	--	0	1	0	0.0	--	0
12/07	Washington	0	0	0.0	--	0	0	0	0.0	--	0	0	0	0.0	--	0
12/13	at Buffalo	DID NOT PLAY					1	0	0.0	--	0	DID NOT PLAY				
12/21	at Cincinnati	DID NOT PLAY					0	0	0.0	--	0	DID NOT PLAY				
12/27	Indianapolis	DID NOT PLAY					0	0	0.0	--	0	0	0	0.0	--	0
01/03	at Cleveland	DID NOT PLAY					0	0	0.0	--	0	0	0	0.0	--	0
TOTALS		1	0	0.0	0	0	1	0	0.0	0	0	2	0	0.0	0	0

2020 REGULAR SEASON INDIVIDUAL GAME-BY-GAME STATS

FIELD GOALS:		CHRIS BOSWELL									
DATE	OPP.	0-19	20-29	30-39	40-49	50+	TOTAL	FGM	FGA	PCT	LG
09/14	at N.Y. Giants	0/0	0/0	1/1	1/1	0/0	2/2	2	2	100.0%	41
09/20	Denver	0/0	1/1	0/0	0/0	0/0	1/1	1	1	100.0%	21
09/27	Houston	0/0	1/1	1/1	0/0	0/0	2/2	2	2	100.0%	33
10/11	Philadelphia	0/0	0/0	0/0	1/1	0/0	1/1	1	1	100.0%	41
10/18	Cleveland	0/0	0/0	1/1	0/0	0/0	1/1	1	1	100.0%	35
10/25	at Tennessee	0/0	0/0	2/2	0/0	0/0	2/2	2	2	100.0%	38
11/01	at Baltimore	0/0	0/0	0/0	0/0	0/0	0/0	0	0	0.0%	0
11/08	at Dallas	0/0	0/0	0/0	1/1	1/1	2/2	2	2	100.0%	59
11/15	Cincinnati	0/0	0/0	1/1	2/2	0/0	3/3	3	3	100.0%	45
11/22	at Jacksonville	0/0	0/0	0/0	2/3	0/0	2/3	2	3	66.7%	47
12/02	Baltimore	0/0	2/2	0/0	0/0	0/0	2/2	2	2	100.0%	27
12/07	Washington	ON INACTIVE LIST									
12/13	at Buffalo	0/0	0/0	0/0	0/0	0/0	0/0	0	0	0.0%	0
12/21	at Cincinnati	0/0	1/1	0/0	0/0	0/0	1/1	1	1	100.0%	25
12/27	Indianapolis	ON INACTIVE LIST									
01/03	at Cleveland	ON INACTIVE LIST									
TOTALS		0/0	5/5	6/6	7/8	1/1	19/20	19	20	95.0%	59

FIELD GOALS:							MATTHEW WRIGHT				
DATE	OPP	0-19	20-29	30-39	40-49	50+ TOTAL	FGM	FGA	PCT	LG	
09/14	at N.Y. Giants	NOT ON ROSTER									
09/20	Denver	NOT ON ROSTER									
09/27	Houston	NOT ON ROSTER									
10/11	Philadelphia	NOT ON ROSTER									
10/18	Cleveland	NOT ON ROSTER									
10/25	at Tennessee	NOT ON ROSTER									
11/01	at Baltimore	NOT ON ROSTER									
11/08	at Dallas	NOT ON ROSTER									
11/15	Cincinnati	NOT ON ROSTER									
11/22	at Jacksonville	NOT ON ROSTER									
12/02	Baltimore	PRACTICE SQUAD									
12/07	Washington	0/0	0/0	1/1	0/0	0/0 1/1	1	1	100.0%	37	
12/13	at Buffalo	PRACTICE SQUAD									
12/21	at Cincinnati	PRACTICE SQUAD									
12/27	Indianapolis	0/0	0/0	0/0	0/0	0/0 0/0	0	0	0.0%	0	
01/03	at Cleveland	0/0	1/1	0/0	2/2	0/0 3/3	3	3	100.0%	46	
TOTALS		0/0	1/1	1/1	2/2	0/0 4/4	4	4	100.0%	46	

2020 REGULAR SEASON INDIVIDUAL DEFENSIVE GAME-BY-GAME STATS

DATE	OPP.	OLASUNKANMI ADENIYI												MARCUS ALLEN												TYSON ALUALU																	
		S	A	TK	FL	TY	SK	SKY	INT	FR	FF	PR	PD	S	A	TK	FL	TY	SK	SKY	INT	FR	FF	PR	PD	S	A	TK	FL	TY	SK	SKY	INT	FR	FF	PR	PD						
09/14	at N.Y. Giants	1	0	1		5	0.0	0	0	0	0	0	0	0	0	0	0	0	0.0	0	0	0	0	0	0	3	1	4	2	4	0.0	0	0	0	0	0	1	0					
09/20	Denver	0	0	0		0	0.0	0	0	0	0	0	0	0	0	0	0	0	0.0	0	0	0	0	0	0	3	2	5	1	10	1.0	10.0	0	0	0	0	2	1					
09/27	Houston	0	0	0		0	0.0	0	0	0	0	0	0	0	0	0	0	0	0.0	0	0	0	0	0	0	1	0	1	0	0	0.0	0	0	0	0	0	0	1					
10/11	Philadelphia	0	0	0		0	0.0	0	0	0	0	0	0	INACTIVE												0	2	2	0	0	0.0	0	0	0	0	0	0	0	0	0	0	0	0
10/18	Cleveland	2	0	2		0	0.0	0	0	0	0	0	0	0	0	0	0	0	0.0	0	0	0	0	0	0	1	1	2	0	0	0.0	0	0	0	0	0	0	0	1				
10/25	at Tennessee	0	0	0		0	0.0	0	0	0	0	0	0	0	0	0	0	0	0.0	0	0	0	0	0	0	1	1	2	0	0	0.0	0	0	0	0	0	0	0	0				
11/01	at Baltimore	0	0	0		0	0.0	0	0	0	0	0	0	0	0	0	0	0	0.0	0	0	0	0	0	0	0	0	0	0	0	0.0	0	0	0	0	0	0	0	0				
11/08	at Dallas	0	0	0		0	0.0	0	0	0	0	0	0	0	1	1	0	0	0.0	0	0	0	0	0	0	ON INACTIVE LIST																	
11/15	Cincinnati	0	0	0		0	0.0	0	0	0	0	0	0	0	1	1	0	0	0.0	0	0	0	0	0	0	1	2	3	0	0	0.0	0	0	0	0	0	0	0	0				
11/22	at Jacksonville	1	0	1		0	0.0	0	0	0	0	0	0	0	0	0	0	0	0.0	0	0	0	0	0	0	0	0	0	0	0	0.0	0	0	0	0	0	0	1					
12/02	Baltimore	0	0	0		0	0.0	0	0	0	0	0	0	1	0	1	0	0	0.0	0	0	0	0	0	0	1	0	1	0	0	0.0	0	0	0	0	0	0	1	0				
12/07	Washington	0	2	2		0	0.0	0	0	0	0	0	0	0	0	0	0	0	0.0	0	0	0	0	0	0	1	0	4	4	0	0	0.0	0	0	0	0	0	0	0				
12/13	at Buffalo	0	1	1		0	0.0	0	0	0	0	0	0	5	3	8	1	2	0.0	0	0	0	0	0	0	0	2	2	4	0	0	1.0	8.0	0	0	1	1	0	0				
12/21	at Cincinnati	0	0	0		0	0.0	0	0	0	0	0	0	2	4	6	0	0	0.0	0	0	0	0	0	0	1	0	2	3	5	0	0.0	0	0	0	0	0	0	0				
12/27	Indianapolis	ON INACTIVE LIST												INACTIVE												2	1	3	1	2	0.0	0	0	0	0	0	0	0	0	0	0	0	0
01/03	at Cleveland	0	1	1		0	0.0	0	0	0	0	0	0	6	1	7	1	1	0.0	0	0	0	0	0	0	0	0	2	2	0	0	0.0	0	0	0	0	0	0	1				
TOTALS		4	4	8		1	5	0.0	0	0	0	0	0	14	10	24	2	3	0.0	0	0	0	0	0	2	0	17	21	38	4	16	2.0	18.0	0	0	1	5	5	0				

DATE	OPP.	ISAIAH BUGGS												DEVIN BUSH												CARLOS DAVIS											
		S	A	TK	FL	TY	SK	SKY	INT	FR	FF	PR	PD	S	A	TK	FL	TY	SK	SKY	INT	FR	FF	PR	PD	S	A	TK	FL	TY	SK	SKY	INT	FR	FF	PR	PD
09/14	at N.Y. Giants	0	1	1	0	0	0.00	0	0	0	0	0	0	5	2	7	0	0	0.00	0	0	0	0	0	0	ON INACTIVE LIST											
09/20	Denver	1	0	1	0	0	0.00	0	0	0	0	0	0	6	1	7	0	0	0.00	0	0	0	0	0	2	ON INACTIVE LIST											
09/27	Houston	0	0	0	0	0	0.00	0	0	0	0	0	0	2	2	4	0	0	0.53	0	0	0	0	1	1	ON INACTIVE LIST											
10/11	Philadelphia	0	0	0	0	0	0.00	0	0	0	0	0	0	1	2	3	0	0	0.00	0	0	0	0	0	0	INACTIVE											
10/18	Cleveland	0	0	0	0	0	0.00	0	0	0	0	0	0	2	3	5	0	0	0.53	0	0	0	0	1	0	ON INACTIVE LIST											
10/25	at Tennessee	ON INACTIVE LIST												DID NOT PLAY												ON INACTIVE LIST											
11/01	at Baltimore	3	2	5	0	0	0.00	0	0	0	0	1	0	DID NOT PLAY												ON INACTIVE LIST											
11/08	at Dallas	3	0	3	0	0	0.00	0	0	0	0	0	0	DID NOT PLAY												2	0	2	1	4	0.00	0	0	0	0	0	0
11/15	Cincinnati	ON INACTIVE LIST												DID NOT PLAY												1	0	1	0	0	0.00	0	0	0	0	0	0
11/22	at Jacksonville	ON INACTIVE LIST												DID NOT PLAY												ON INACTIVE LIST											
12/02	Baltimore	0	0	0	0	0	0.00	0	0	0	0	0	0	DID NOT PLAY												0	0	0	0	0	0.00	0	0	0	0	0	0
12/07	Washington	0	0	0	0	0	0.00	0	0	0	0	0	0	DID NOT PLAY												ON INACTIVE LIST											
12/13	at Buffalo	ON INACTIVE LIST												DID NOT PLAY												DID NOT PLAY (NON-INJURY)											
12/21	at Cincinnati	ON INACTIVE LIST												DID NOT PLAY												0	0	0	0	0	0.00	0	0	0	0	0	0
12/27	Indianapolis	ON INACTIVE LIST												DID NOT PLAY												1	1	2	0	0	0.00	0	0	0	0	0	0
01/03	at Cleveland	0	1	1	0	0	0.00	0	0	0	0	0	0	DID NOT PLAY												0	1	1	0	0	0.00	0	0	0	0	0	0
TOTALS		7	4	11	0	0	0.0	0	0	0	0	1	0	16	10	26	0	0	1.0	6.5	0	0	0	2	3	4	2	6	1	4	0.0	0.0	0	0	0	0	0

DATE	OPP.	SEAN DAVIS												BUD DUPREE												TERRELL EDMUNDS																			
		S	A	TK	FL	TY	SK	SKY	INT	FR	FF	PR	PD	S	A	TK	FL	TY	SK	SKY	INT	FR	FF	PR	PD	S	A	TK	FL	TY	SK	SKY	INT	FR	FF	PR	PD								
09/14	at N.Y. Giants	NOT ON ROSTER												3	1	4	2	6	0.0	0.0	0	0	0	1	1	7	1	8	0	0	0.0	0.0	0	0	0	0	0	0	0	0	0	0	0	0	0
09/20	Denver	NOT ON ROSTER												1	1	2	0	0	1.0	8.0	0	0	1	3	0	2	2	2	4	1	11	1.0	11.0	0	0	0	0	0	0	0	0	0	1	1	
09/27	Houston	0	0	0	0	0	0.0	0.0	0	0	0	0	0	1	2	3	0	0	1.5	3.0	0	0	2	0	4	0	4	0	0	0.0	0.0	0	0	0	0	0	0	0	0	0					
10/11	Philadelphia	0	0	0	0	0	0.0	0.0	0	0	0	0	0	0	2	2	0	0	0.5	5.0	0	0	2	0	5	0	5	0	0	0.0	0.0	0	0	0	0	0	0	0	1						
10/18	Cleveland	0	0	0	0	0	0.0	0.0	0	0	0	0	0	4	0	4	2	13	2	0.13	0	0	2	0	1	1	2	0	0	0.0	0.0	0	0	0	0	0	0	1							
10/25	at Tennessee	0	0	0	0	0	0.0	0.0	0	0	0	0	0	0	0	0	0	0	0.0	0.0	0	0	0	2	0	2	0	0	0	0.0	0.0	0	0	0	0	0	0	2							
11/01	at Baltimore	0	0	0	0	0	0.0	0.0	0	0	0	0	4	0	4	0	0	1.0	1.0	0	0	1	0	2	0	2	0	0	0	0.0	0.0	0	0	0	0	0	0	0							
11/08	at Dallas	0	0	0	0	0	0.0	0.0	0	0	0	0	1	0	1	0	0	0.0	0.0	0	0	1	0	3	2	5	0	0	0.0	0.0	0	0	0	0	0	0	0	0							
11/15	Cincinnati	2	0	2	0	0	0.0	0.0	0	0	0	0	2	1	3	1	7	1.0	7.0	0	0	2	0	5	3	8	0	0	0.0	0.0	0	0	0	0	0	0	0	0							
11/22	at Jacksonville	1	0	1	0	0	0.0	0.0	0	0	0	0	2	1	3	1	9	1.0	9.0	0	0	2	1	2	2	4	0	0	0.0	0.0	2	0	0	0	2	2									
12/02	Baltimore	0	1	1	0	0	0.0	0.0	0	0	0	0	5	0	5	2	1	0.0	0.0	0	0	0	0	3	1	4	0	0	0.0	0.0	0	0	0	0	0	0	0	0							
12/07	Washington	0	0	0	0	0	0.0	0.0	0	0	0	0	DID NOT PLAY												3	2	5	0	0	0.0	0.0	0	0	0	0	0	1								
12/13	at Buffalo	0	0	0	0	0	0.0	0.0	0	0	0	0	DID NOT PLAY												3	5	8	0	0	0.0	0.0	0	0	0	0	0	0	0	0	0	0				
12/21	at Cincinnati	0	0	0	0	0	0.0	0.0	0	0	0	0	DID NOT PLAY												2	1	3	0	0	0.0	0.0	0	0	0	0	0	0	0	0	0	0	0			
12/27	Indianapolis	0	0	0	0	0	0.0	0.0	0	0	0	0	DID NOT PLAY												2	2	4	0	0	0.0	0.0	0	0	0	0	0	0	0	0	0	0	0			
01/03	at Cleveland	6	0	6	0	0	0.0	0.0	0	0	0	1	DID NOT PLAY												ON INACTIVE LIST																				
TOTALS		9	1	10	0	0	0.0	0.0	0	0	0	1	23	8	31	8	36	8.0	46.0	0	0	2	15	2	46	22	68	1	11	1.0	11.0	2	0	0	1	8									

	CAMERON HEYWARD												ALEX HIGHSMITH												MIKE HILTON																
DATE	OPP.	S	A	TK	TFL	Y	SK	SKY	INT	FR	FF	PR	PD	S	A	TK	TFL	Y	SK	SKY	INT	FR	FF	PR	PD	S	A	TK	TFL	Y	SK	SKY	INT	FR	FF	PR	PD				
09/14	at N.Y. Giants	1	0	1	0	0	0.0	0	1	0	0	0	1	1	0	1	0	0	0.0	0	0	0	0	0	0	0	3	2	5	1	9	1.0	9	0	0	0	2	1			
09/20	Denver	1	2	3	1	2	0.5	4.0	0	0	0	4	0	0	0	0	0	0	0.0	0	0	0	0	0	0	0	8	0	8	2	10	1.0	8	0	0	1	2				
09/27	Houston	2	0	2	0	0	0.0	0	0	0	0	1	0	1	0	1	1	1	0.0	0	0	0	0	0	0	0	7	0	7	1	1	0.0	0	1	0	0	1				
10/11	Philadelphia	2	0	2	1	5	1.0	5.0	0	0	0	1	0	1	0	1	0	0	0.0	0	0	0	0	0	0	0	8	0	8	1	8	1.0	8	0	0	0	1	0			
10/18	Cleveland	6	2	8	1	0	0.0	0	0	0	0	1	0	0	0	0	0	0	0.0	0	0	0	0	0	0	0	0	0	0	0	0	0.0	0	0	0	0	0	0			
10/25	at Tennessee	0	2	2	0	0	0.0	0	0	0	0	1	0	3	1	4	0	0	0.0	0	0	0	0	0	0	0	ON INACTIVE LIST														
11/01	at Baltimore	4	1	5	0	0	0.0	0	0	0	0	0	0	0	2	2	0	0	0.0	0	0	0	1	0	0	1	ON INACTIVE LIST														
11/08	at Dallas	3	1	4	1	2	0.5	8.5	0	0	0	3	0	2	0	2	1	6	1.0	6.0	0	0	0	0	1	0	ON INACTIVE LIST														
11/15	Cincinnati	0	2	2	0	0	0.0	0	0	0	0	2	0	1	0	1	1	1	0.0	0	0	0	0	0	0	0	ON INACTIVE LIST														
11/22	at Jacksonville	1	4	5	0	0	0.0	0	0	0	0	1	0	2	0	2	0	0	0.0	0	0	0	0	0	0	0	0	1	1	0	0	0.0	0	0	0	0	0	0	0		
12/02	Baltimore	1	1	2	1	8	1.0	8.0	0	0	0	1	0	0	1	1	0	0	0.0	0	0	0	0	0	0	0	2	0	2	0	0	0.0	0	0	0	0	0	0	0		
12/07	Washington	1	2	3	0	0	0.0	0	0	0	0	2	1	2	3	5	0	0	0.0	0	0	0	0	0	0	0	5	1	6	2	5	0.0	0	0	0	0	0	0	1		
12/13	at Buffalo	2	1	3	0	0	0.0	0	0	0	0	0	1	1	0	1	1	4	0.0	0	0	0	0	0	1	0	3	2	5	1	1	0.0	0	1	0	1	0	1			
12/21	at Cincinnati	4	3	7	1	0	0.0	0	0	0	0	0	0	3	2	5	0	0	0.0	0	0	0	0	0	1	0	2	1	3	0	0	0.0	0	0	0	0	0	0	0		
12/27	Indianapolis	2	3	5	1	3	1.0	3.0	0	0	0	2	0	3	4	7	0	0	0.0	0	0	0	0	0	2	0	2	2	4	0	0	0.0	0	1	1	0	0	2	0		
01/03	at Cleveland	ON INACTIVE LIST												6	3	9	1	0	10.0	0	0	0	0	0	1	0	1	0	1	0	1	0	0	0	0	0	0	0	0	0	0
TOTALS		30	24	54	7	20	4.0	28.5	1	0	0	19	3	26	16	42	5	22	2.0	16.0	1	0	0	6	1	41	9	50	8	34	3.0	25.0	3	2	1	5	7	0			

		JUSTIN LAYNE												STEVEN NELSON												JAMES PIERRE																	
DATE	OPP.	S	A	TK	TFL	Y	SK	SKY	INT	FR	FF	PR	PD	S	A	TK	TFL	Y	SK	SKY	INT	FR	FF	PR	PD	S	A	TK	TFL	Y	SK	SKY	INT	FR	FF	PR	PD						
09/14	at N.Y. Giants	0	0	0	0	0	0.0	0	0	0	0	0	0	3	1	4	0	0	0.0	0	0	0	0	0	0	0	0	0	0	0	0.0	0	0	0	0	0	0	0					
09/20	Denver	0	0	0	0	0	0.0	0	0	0	0	0	0	2	1	3	0	0	0.0	0	0	0	0	0	0	0	0	0	0	0	0.0	0	0	0	0	0	0	0					
09/27	Houston	0	0	0	0	0	0.0	0	0	0	0	0	0	1	0	1	0	0	0.0	0	0	0	0	0	0	0	0	0	0	0	0.0	0	0	0	0	0	0	0					
10/11	Philadelphia	0	0	0	0	0	0.0	0	0	0	0	0	0	5	1	6	0	0	0.0	2	0	0	2	0	0	0	0	0	0	0	0.0	0	0	0	0	0	0	0					
10/18	Cleveland	0	0	0	0	0	0.0	0	0	0	0	0	0	3	0	3	0	0	0.0	0	0	0	0	0	0	0	0	0	0	0	0.0	0	0	0	0	0	0	0					
10/25	at Tennessee	0	1	1	0	0	0.0	0	0	0	0	0	0	3	1	4	0	0	0.0	0	0	0	0	0	0	0	0	0	0	0	0.0	0	0	0	0	0	0	0					
11/01	at Baltimore	2	0	2	0	0	0.0	0	0	0	0	0	0	4	0	4	0	0	0.0	0	0	0	0	0	0	0	0	0	0	0	0.0	0	0	0	0	0	0	0					
11/08	at Dallas	1	0	1	0	0	0.0	0	0	0	0	0	0	2	0	2	0	0	0.0	0	0	0	0	0	0	0	0	0	0	0	0.0	0	0	0	0	0	0	0					
11/15	Cincinnati	0	0	0	0	0	0.0	0	0	0	0	0	0	2	0	2	0	0	0.0	0	1	0	1	0	0	0	0	0	0	0	0.0	0	0	0	0	0	0	0					
11/22	at Jacksonville	0	0	0	0	0	0.0	0	0	0	0	0	0	1	0	1	0	0	0.0	0	0	0	0	0	0	0	1	0	1	1	0.0	0	0	0	0	0	0	0					
12/02	Baltimore	0	0	0	0	0	0.0	0	0	0	0	0	0	1	0	1	1	0	0.0	0	0	0	0	0	0	0	0	0	0	0	0.0	0	0	0	0	0	0	0					
12/07	Washington	4	1	5	0	0	0.0	0	0	0	0	0	0	ON INACTIVE LIST												0	0	0	0	0.0	0	0	0	0	0	0	0.0	0	0	0	0	0	0
12/13	at Buffalo	0	1	1	0	0	0.0	0	0	0	0	0	0	5	1	6	0	0	0.0	0	0	0	0	0	0	3	0	0	0	0	0	0.0	0	0	0	0	0	0	0				
12/21	at Cincinnati	0	0	0	0	0	0.0	0	0	0	0	0	0	2	0	2	0	0	0.0	0	0	0	0	0	2	0	0	0	0	0	0.0	0	0	0	0	0	0	0					
12/27	Indianapolis	0	0	0	0	0	0.0	0	0	0	0	0	0	6	0	6	0	0	0.0	0	0	0	0	0	0	0	0	0	0	0	0.0	0	0	0	0	0	0	0					
01/03	at Cleveland	0	0	0	0	0	0.0	0	0	0	0	0	0	3	0	3	0	0	0.0	0	0	0	0	0	1	0	0	0	0	0	0.0	0	0	0	0	0	0	0					
TOTALS		7	3	10	0	0	0.0	0.0	0	0	0	0	0	43	5	48	2	1	0.0	0.0	2	1	0	9	1	0	1	1	1	1	0.0	0.0	0	0	0	0	0	0					

	ROBERT SPILLANE												CAMERON SUTTON												STEPHON TUITT													
DATE	OPP	S	A	TK	TFL	Y	SK	SKY	INT	FR	FF	PR	PD	S	A	TK	TFL	Y	SK	SKY	INT	FR	FF	PR	PD	S	A	TK	TFL	Y	SK	SKY	INT	FR	FF	PR	PD	
09/14	at N.Y. Giants	0	0	0	0	0	0.0	0.0	0	0	0	0	0	0	1	1	0	0	0.0	0.0	0	0	0	0	0		NOT ON ROSTER											
09/20	Denver	0	0	0	0	0	0.0	0.0	0	0	0	0	0	0	1	1	0	0	0.0	0.0	0	0	0	0	0		NOT ON ROSTER											
09/27	Houston	0	0	0	0	0	0.0	0.0	0	0	0	0	0	0	0	0	0	0	0.0	0.0	0	0	0	0	0	2	2	4	1	8	1.0	8.0	0	0	0	3	0	
10/11	Philadelphia	0	0	0	0	0	0.0	0.0	0	0	0	0	0	0	0	0	0	0	0.0	0.0	0	0	0	0	0	2	3	5	1	3	1.5	8.0	0	0	0	3	1	
10/18	Cleveland	4	1	5	1	6	0.0	0.0	0	0	0	0	0	2	0	2	0	0	1.0	0.0	1	0	0	1	0	1	3	1	4	0	0.5	3.5	0	0	1	2	0	
10/25	at Tennessee	2	1	3	0	0	0.0	0.0	0	0	0	0	0	4	0	4	0	0	0.0	0.0	0	0	0	2	1	0	1	0	0	0	0.0	0.0	0	0	0	2	0	
11/01	at Baltimore	10	1	11	1	0	0.0	0.0	1	1	0	0	2	2	0	2	0	0	0.0	0.0	0	0	1	0	0	8	1	9	3	16	2.0	15.0	0	0	0	3	0	
11/08	at Dallas	6	0	6	0	0	0.0	0.0	0	0	0	0	0	3	0	3	0	0	0.0	0.0	0	0	1	0	0	4	0	4	1	1	0.0	0.0	0	0	0	0	0	
11/15	Cincinnati	4	1	5	1	6	1.0	6.0	0	0	0	1	0	4	0	4	1	4	0.0	0.0	0	1	0	0	1	1	2	0	0	0	0.0	0.0	0	0	0	0	0	
11/22	at Jacksonville	3	1	4	0	0	0.0	0.0	0	0	0	0	0	2	1	3	0	0	0.0	0.0	0	0	0	1	1	0	1	0	1	0	0	1.0	9.0	0	0	1	1	
12/02	Baltimore	6	0	6	0	0	0.0	0.0	0	0	0	0	0	1	0	1	0	0	0.0	0.0	0	0	0	0	0		DID NOT PLAY											
12/07	Washington	2	1	3	1	9	1.0	9.0	0	0	0	2	2	3	0	3	0	0	0.0	0.0	0	0	0	1	2	1	3	1	7	1.0	7.0	0	0	0	1	0		
12/13	at Buffalo						DID NOT PLAY							2	0	2	0	0	0.0	0.0	0	1	0	2	0	0	0	0	0	0.0	0.0	0	0	0	0			
12/21	at Cincinnati						DID NOT PLAY							0	0	0	0	0	0.0	0.0	0	0	0	1	3	2	5	0	0	0	1.0	0.0	0	0	0	3	0	
12/27	Indianapolis						DID NOT PLAY							1	0	1	0	0	0.0	0.0	0	0	0	0	0	0	2	2	1	8	1.0	8.0	0	0	0	2	1	
01/03	at Cleveland						DID NOT PLAY							2	0	2	0	0	0.0	0.0	0	0	0	0	0	0	3	0	3	1	4	1.0	4.0	0	0	1	0	
TOTALS		37	6	43	4	21	2.0	15.0	1	1	0	3	4	26	3	29	1	4	1.0	0.0	1	1	3	0	8	32	11	43	9	47	10.0	62.5	0	0	0	21	3	

		AVERY WILLIAMSON												CHRIS WORMLEY											
		TF				SK								TFL											
DATE	OPP.	S	A	TK	TFL	LY	SK	Y	INT	FR	FF	PR	PD	S	A	TK	TFL	Y	SK	SKY	INT	FR	FF	PR	PD
09/14	at N.Y. Giants							Jets						0	0	0	0	0	0.0	0.0	0	0	0	0	0
09/20	Denver							Jets						1	0	1	0	0	0.0	0.0	0	0	0	0	0
09/27	Houston							Jets						0	1	1	0	0	0.0	0.0	0	0	0	0	0
10/11	Philadelphia							Jets						0	0	0	0	0	0.0	0.0	0	0	0	0	0
10/18	Cleveland							Jets						0	1	1	0	0	0.0	0.0	0	0	0	1	0
10/25	at Tennessee							Jets						0	0	0	0	0	0.0	0.0	0	0	0	1	0
11/01	at Baltimore							Jets						DID NOT PLAY											
11/08	at Dallas							Jets						DID NOT PLAY											
11/15	Cincinnati	1	0	1	0	0		0.0	0.0	0	0	0	0	DID NOT PLAY											
11/22	at Jacksonville	0	0	0	0	0		0.0	0.0	0	0	0	0	0	0	0	0	0	0.0	0.0	0	0	0	0	0
12/02	Baltimore	2	0	2	0	0		0.0	0.0	0	0	0	0	0	1	1	2	0	0	0.0	0.0	0	0	0	0
12/07	Washington	6	3	9	1	0		0.0	0.0	0	0	0	0	0	1	1	0	0	0.0	0.0	0	0	0	0	0
12/13	at Buffalo	9	2	11	0	0		0.0	0.0	0	0	0	1	0	0	0	0	0	0.0	0.0	0	0	0	0	0
12/21	at Cincinnati	4	3	7	0	0		0.0	0.0	0	0	0	0	0	0	0	0	0	0.0	0.0	0	0	0	0	0
12/27	Indianapolis	9	5	14	2	9		1.0	8.0	0	0	0	1	0	0	0	0	0	0.0	0.0	0	0	0	0	0
01/03	at Cleveland	6	2	8	0	0		0.0	0.0	0	0	0	0	0	1	1	2	1	9	1.0	9.0	0	0	1	0
TOTALS		37	15	52	3	9		1.0	8.0	0	0	0	2	0	3	5	8	1	9	1.0	9.0	0	0	0	3

2020 REGULAR SEASON INDIVIDUAL SPECIAL TEAMS GAME-BY-GAME STATS

DATE	OPP.	OLASUNKANMI ADENIYI			MARCUS ALLEN			KAMERON CANADAY			CHASE CLAYPOOL		
		TKL	AST	TOT	TKL	AST	TOT	TKL	AST	TOT	TKL	AST	TOT
09/14	at N.Y. Giants	0	0	0	0	0	0	1	0	1	0	0	0
09/20	Denver	0	0	0	0	0	0	0	0	0	1	2	3
09/27	Houston	2	0	2	2	0	2	0	0	0	0	1	1
10/11	Philadelphia	1	0	1	INACTIVE			0	0	0	0	0	0
10/18	Cleveland	0	0	0	0	0	0	0	0	0	0	1	1
10/25	at Tennessee	0	1	1	1	0	1	0	0	0	0	0	0
11/01	at Baltimore	1	0	1	1	0	1	0	0	0	0	0	0
11/08	at Dallas	0	0	0	0	0	0	0	0	0	0	0	0
11/15	Cincinnati	1	0	1	1	0	1	0	0	0	0	0	0
11/22	at Jacksonville	1	0	1	0	0	0	0	0	0	0	0	0
12/02	Baltimore	1	0	1	0	1	1	0	0	0	0	0	0
12/07	Washington	0	0	0	0	0	0	0	0	0	0	0	0
12/13	at Buffalo	0	0	0	0	0	0	0	0	0	0	0	0
12/21	at Cincinnati	0	0	0	0	0	0	0	0	0	0	0	0
12/27	Indianapolis	ON INACTIVE LIST			INACTIVE			0	1	1	0	0	0
01/03	at Cleveland	0	0	0	0	0	0	0	0	0	1	0	1
TOTALS		7	1	8	5	1	6	1	1	2	2	4	6

DATE	OPP.	JORDAN DANGERFIELD			SEAN DAVIS			ULYSEES GILBERT III			ALEX HIGHSMITH		
		TKL	AST	TOT	TKL	AST	TOT	TKL	AST	TOT	TKL	AST	TOT
09/14	at N.Y. Giants	0	0	0	NOT ON ROSTER			ON INACTIVE LIST			0	0	0
09/20	Denver	1	0	1	NOT ON ROSTER			ON INACTIVE LIST			0	0	0
09/27	Houston	0	0	0	0	0	0	ON INACTIVE LIST			0	0	0
10/11	Philadelphia	2	0	2	0	0	0	0	1	1	0	0	0
10/18	Cleveland	2	0	2	0	0	0	ON INACTIVE LIST			2	1	3
10/25	at Tennessee	1	0	1	0	0	0	0	0	0	0	0	0
11/01	at Baltimore	ON INACTIVE LIST			0	0	0	ON INACTIVE LIST			0	0	0
11/08	at Dallas	1	0	1	0	0	0	DID NOT PLAY			1	0	1
11/15	Cincinnati	1	0	1	0	0	0	DID NOT PLAY			0	0	0
11/22	at Jacksonville	0	0	0	0	0	0	DID NOT PLAY			0	0	0
12/02	Baltimore	0	1	1	0	0	0	DID NOT PLAY			0	1	1
12/07	Washington	0	0	0	1	0	1	DID NOT PLAY			0	0	0
12/13	at Buffalo	0	0	0	1	0	1	1	1	2	0	0	0
12/21	at Cincinnati	1	0	1	0	0	0	0	0	0	0	0	0
12/27	Indianapolis	0	0	0	0	0	0	DID NOT PLAY			1	0	1
01/03	at Cleveland	0	0	0	0	0	0	DID NOT PLAY			0	0	0
TOTALS		9	1	10	2	0	2	1	2	3	4	2	6

DATE	OPP.	MIKE HILTON			JUSTIN LAYNE			JAMES PIERRE			JAYLEN SAMUELS		
		TKL	AST	TOT	TKL	AST	TOT	TKL	AST	TOT	TKL	AST	TOT
09/14	at N.Y. Giants	0	0	0	0	0	0	0	0	0	0	0	0
09/20	Denver	0	0	0	0	1	1	0	0	0	0	0	0
09/27	Houston	1	0	1	0	1	1	0	0	0	0	0	0
10/11	Philadelphia	0	0	0	0	0	0	1	0	1	0	0	0
10/18	Cleveland	0	0	0	0	0	0	1	0	1	0	0	0
10/25	at Tennessee	ON INACTIVE LIST			0	0	0	2	0	2	0	0	0
11/01	at Baltimore	ON INACTIVE LIST			0	0	0	0	0	0	0	0	0
11/08	at Dallas	ON INACTIVE LIST			0	0	0	1	0	1	0	0	0
11/15	Cincinnati	ON INACTIVE LIST			1	0	1	0	0	0	1	0	1
11/22	at Jacksonville	0	0	0	0	0	0	1	0	1	ON INACTIVE LIST		
12/02	Baltimore	0	0	0	0	0	0	0	1	1	ON INACTIVE LIST		
12/07	Washington	0	0	0	1	1	2	0	0	0	0	0	0
12/13	at Buffalo	0	0	0	0	1	1	0	0	0	0	0	0
12/21	at Cincinnati	0	0	0	0	0	0	0	0	0	0	0	0
12/27	Indianapolis	0	0	0	1	1	2	0	1	1	0	0	0
01/03	at Cleveland	0	0	0	3	1	4	0	1	1	0	0	0
TOTALS		1	0	1	6	6	12	6	3	9	1	0	1

DATE	OPP.	BENNY SNELL JR.			ROBERT SPILLANE			CAMERON SUTTON			DEREK WATT		
		TKL	AST	TOT	TKL	AST	TOT	TKL	AST	TOT	TKL	AST	TOT
09/14	at N.Y. Giants	0	0	0	1	0	1	0	0	0	1	1	2
09/20	Denver	1	0	1	0	0	0	0	0	0	1	0	1
09/27	Houston	0	0	0	0	0	0	0	0	0	0	0	0
10/11	Philadelphia	0	0	0	0	0	0	0	0	0	INACTIVE		
10/18	Cleveland	0	1	1	1	0	1	0	0	0	0	0	0
10/25	at Tennessee	0	0	0	0	0	0	0	0	0	ON INACTIVE LIST		
11/01	at Baltimore	0	0	0	0	0	0	0	0	0	DID NOT PLAY (NON-INJURY)		
11/08	at Dallas	0	0	0	0	0	0	1	0	1	ON INACTIVE LIST		
11/15	Cincinnati	0	0	0	0	0	0	0	0	0	0	1	1
11/22	at Jacksonville	0	0	0	0	0	0	0	0	0	0	0	0
12/02	Baltimore	0	0	0	0	0	0	0	0	0	1	0	1
12/07	Washington	0	0	0	0	0	0	0	0	0	0	0	0
12/13	at Buffalo	1	1	2	DID NOT PLAY			0	0	0	0	0	0
12/21	at Cincinnati	0	0	0	DID NOT PLAY			0	0	0	1	0	1
12/27	Indianapolis	1	0	1	DID NOT PLAY			0	0	0	0	1	1
01/03	at Cleveland	0	0	0	DID NOT PLAY			0	0	0	0	0	0
TOTALS		3	2	5	2	0	2	1	0	1	4	3	7

RUSHES						RECEPTIONS				RETURNS			
DATE	OPPONENT	GAIN	PLAYER	QTR	RESULT	GAIN	PLAYER	QTR	RESULT	GAIN	PLAYER	QTR	RESULT
09/14	at N.Y. Giants	11	Ben Roethlisberger	2	TD	28	Chase Claypool	1	FG	33	Ray-Ray McCloud (KR)	3	Punt
		14	Benny Snell Jr.	3	Punt	21	James Washington	2	TD				
		21	Benny Snell Jr.	3	FG								
		30	Benny Snell Jr.	4	TD								
09/20	Denver	11	James Conner	1	TD	84t	Chase Claypool	2	TD	49	Ray-Ray McCloud (KR)	3	INT
		59	James Conner	4	Game	21	Eric Ebron	3'	TD				
09/27	Houston	13	James Conner	1	FG	26t	Diontae Johnson	4	TD				
		20	Anthony McFarland Jr.	2	TD	24	JuJu Smith-Schuster	2	TD				
		11	Anthony McFarland Jr.	3	FG		Chase Claypool	4	Game				
		11	James Conner	4'	TD								
		12t	James Conner	4'	TD								
		25	James Conner	4	Game								
10/11	Philadelphia	25	James Conner	2	TD	32t	Chase Claypool	2	TD				
		58	Ray-Ray McCloud	3	TD	35t	Chase Claypool	4	TD				
10/18	Cleveland	12	James Conner	1	FG	27	James Washington	1	FG	33t	Minkah Fitzpatrick (INT)	1	INT
		14	James Conner	2	TD	36	Chase Claypool	2	TD				
		13	James Conner	2	TD	28t	James Washington	2	TD				
						23	Chase Claypool	4	TD				
10/25	at Tennessee	24	James Conner	2	FG	22	Eric Ebron	1'	TD	57	Ray-Ray McCloud (PR)	2	Punt
						21	JuJu Smith-Schuster	2'	TD				
						28	JuJu Smith-Schuster	4	INT				
11/01	at Baltimore	18	James Conner	2	Punt	24	JuJu Smith-Schuster	3	Punt	33t	Robert Spillane (INT)	1	INT
11/08	at Dallas					20	JuJu Smith-Schuster	3'	TD				
						20	JuJu Smith-Schuster	3'	TD				
						31t	JuJu Smith-Schuster	4'	TD				
						42	Diontae Johnson	4	TD				
11/15	Cincinnati	16	James Conner	1	FG	46	Diontae Johnson	1	TD	42	Ray-Ray McCloud (PR)	4	Punt
		11	James Conner	3	TD	24	JuJu Smith-Schuster	2	TD				
11/22	at Jacksonville	25	James Conner	1	Punt	22	Eric Ebron	2	FG	37	Minkah Fitzpatrick (INT)	2	INT
		17	James Conner	2	TD	31t	Chase Claypool	2	TD				
		12	James Conner	2	INT	20	Diontae Johnson	2'	TD				
		17	James Conner	3	Punt	23	Diontae Johnson	2'	TD				
						20t	Eric Ebron	4	TD				
12/02	Baltimore	10	Benny Snell Jr.	4	TD	27	Eric Ebron	2	FG				
		13	Benny Snell Jr.	4	Game	22	Chase Claypool	2	FG				
12/07	Washington					30	James Washington	1	Punt	32	Ray-Ray McCloud (KR)	4	Downs
						30	Chase Claypool	2	Downs				
						50t	James Washington	2	TD				
						22	Eric Ebron	4	Game				
12/13	at Buffalo					20	JuJu Smith-Schuster	2	Punt				
12/21	at Cincinnati	13	Benny Snell Jr.	2	INT	37	Chase Claypool	3'	TD	30	Ray-Ray McCloud (KR)	2	INT
		29	Benny Snell Jr.	3'	FG	23t	Diontae Johnson	3'	TD				
		13	Benny Snell Jr.	3	FG	21	JuJu Smith-Schuster	4	TD				
12/27	Indianapolis	12	James Conner	4	TD	20	JuJu Smith-Schuster	2	Half				
						34	Chase Claypool	3	Downs				
						39t	Diontae Johnson	3	TD				
						25t	JuJu Smith-Schuster	4	TD				
01/03	at Cleveland	13	Joshua Dobbs	2	FG	41	Diontae Johnson	2	FG				
						26	JuJu Smith-Schuster	2	FG				
						41	Chase Claypool	3	FG				
						28t	Chase Claypool	4	TD				
						47	Diontae Johnson	4	TD				

* - result within the same drive

2020 REGULAR SEASON 100.0+ PASSER RATING

STEELERS

PASSING GAMES

DATE	OPPONENT	PLAYER	AT T	CM P	YD S	CMP %	YDS/AT T	YDS/CM P	T D	TD %	IN T	INT %	LON G	SACK/LOS T	RATIN G
09/14	at N.Y. Giants	Ben Roethlisberger	32	21	229	65.63%	7.16	10.90	3	9.38%	0	0.00%	28	2/21	117.80
09/27	vs. Houston	Ben Roethlisberger	36	23	237	63.89%	6.58	10.30	2	5.56%	0	0.00%	26t	2/19	101.30
10/11	vs. Philadelphia	Ben Roethlisberger	34	27	239	79.41%	7.03	8.85	3	8.82%	0	0.00%	35t	1/8	125.40
10/18	vs. Cleveland	Ben Roethlisberger	22	14	162	63.64%	7.36	11.57	1	4.55%	0	0.00%	36	2/20	100.90
11/01	at Baltimore	Ben Roethlisberger	32	21	182	65.63%	5.69	8.67	2	6.25%	0	0.00%	24	2/9	101.30
11/08	at Dallas	Ben Roethlisberger	42	29	306	69.05%	7.29	10.55	3	7.14%	0	0.00%	42	0/0	113.80
11/15	vs. Cincinnati	Ben Roethlisberger	46	27	333	58.70%	7.24	12.33	4	8.70%	0	0.00%	46	0/0	110.10
12/27	vs. Indianapolis	Ben Roethlisberger	49	34	341	69.39%	6.96	10.03	3	6.12%	0	0.00%	39t	1/9	109.30

2020 OPPONENTS 100.0+ PASSER RATING

PASSING GAMES

DATE	OPPONENT	PLAYER	AT T	CM P	YD S	CMP %	YDS/AT T	YDS/CM P	T D	TD %	IN T	INT %	LON G	SACK/LOS T	RATIN G
09/27	vs. Houston	Deshaun Watson	27	19	264	70.37%	9.78	13.89	2	7.41%	1	3.70%	34	5/33	110.70
10/25	at Tennessee	Ryan Tannehill	30	18	220	60.00%	7.33	12.22	2	6.67%	0	0.00%	73t	2/10	104.90

*Need minimum of 20 attempts to qualify

2020 REGULAR SEASON - 30+ YARD KICKOFF/10+ YARD PUNT/10+ YARD BLOCKED KICK RETURNS/20+ YARD INTERCEPTION/10+ YARD FUMBLE													
DATE	OPPONENT	QTR	RETURN	STEELERS PLAYER	YDS.	DOWN	RESULT	QTR	RETURN	OPP. PLAYER	YDS.	DOWN	RESULT
09/14	at N.Y. Giants	3	KO	Ray-Ray McCloud	33	NYG 5	Interception	2	Punt	Jabrill Peppers	20	NYG 35	Interception
		4	Punt	Diontae Johnson	12	PIT 25	Touchdown	2	Punt	Jabrill Peppers	11	NYG 49	Punt
09/20	Denver	1	Punt	Diontae Johnson	18	PIT 23	Punt	3	INT	Justin Simmons	37	PIT 41	Field Goal
		2	INT	Joe Haden	24	DEN 11	Field Goal						
		3	KO	Ray-Ray McCloud	49	PIT 41	Field Goal						
09/27	Houston	2	Punt	Ray-Ray McCloud	13	PIT 37	Touchdown			NONE			
		3	Punt	Ray-Ray McCloud	12	PIT 37	Punt						
10/11	Philadelphia			NONE						NONE			
10/18	Cleveland	1	INT	Minkah Fitzpatrick	33T	PIT 35	Punt			NONE			
		3	Punt	Ray-Ray McCloud	16	CLE 39	Punt						
		4	Punt	Ray-Ray McCloud	17	CLE 48	End Game						
10/25	at Tennessee	1	Punt	Ray-Ray McCloud	11	PIT 39	Touchdown			NONE			
		2	Punt	Ray-Ray McCloud	57	TEN 17	Touchdown						
		3	Punt	Ray-Ray McCloud	15	PIT 34	Field Goal						
11/01	at Baltimore	1	INT	Robert Spillane	33T	BAL 15	Touchdown	3	Punt	James Proche II	15	BAL 47	Touchdown
11/08	at Dallas			NONE				2	Punt	C.J. Goodwin	73	PIT 31	Field Goal
								4	KO	Rico Dowdle	64	PIT 1	Field Goal
11/15	Cincinnati	1	Punt	Ray-Ray McCloud	15	CIN 46	Field Goal	1	Punt	Alex Erickson	13	CIN 32	Field Goal
		4	Punt	Ray-Ray McCloud	42	CIN 15	Touchdown						
11/22	at Jacksonville	2	INT	Minkah Fitzpatrick	37	PIT 39	Touchdown	3	INT	Daniel Thomas	53	JAX 35	Punt
		1	Punt	Ray-Ray McCloud	14	50	Field Goal	3	Punt	Keelan Cole Sr.	10	JAX 31	Punt
12/02	Baltimore			NONE						NONE			
12/07	Washington	2	Punt	Ray-Ray McCloud	17	50	Touchdown			NONE			
		3	Punt	Ray-Ray McCloud	11	PIT 18	Field Goal						
		4	KO	Ray-Ray McCloud	32	WAS 28	Field Goal						
12/13	at Buffalo			NONE				2	INT	Taron Johnson	51T	BUF 35	End Half
								3	KO	Andre Roberts	35	BUF 35	Punt
								3	Punt	Andre Roberts	15	BUF 43	Touchdown
								4	KO	Andre Roberts	31	BUF 35	Interception
12/21	at Cincinnati	2	KO	Ray-Ray McCloud	30	PIT 26	Touchdown	1	Punt	Alex Erickson	11	CIN 28	Missed FG
		3	Punt	Ray-Ray McCloud	11	PIT 33	Touchdown	2	INT	Mackensie Alexander	21	CIN 26	Touchdown
12/27	Indianapolis	2	FUM	Mike Hilton	14	IND 3	Touchdown	1	Punt	Nyheim Hines	15	IND 30	Touchdown
								2	Punt	Nyheim Hines	26	IND 32	Fumble
								2	Punt	Nyheim Hines	22	PIT 43	Touchdown
01/03	at Cleveland			NONE				3	KO	D'Ernest Johnson	31	PIT 35	Punt
								3	INT	M.J. Stewart Jr.	30	PIT 20	Touchdown
TOTALS		24 - 566 (23.6), 2 TDS						20 - 584 (29.2), 1 TDS					

2020 REGULAR SEASON

Date	Opponent	Quarterback	Loss	0-9	10-19	20-29	30-39	40-49	50+
09/14	at N.Y. Giants	Roethlisberger	--	8 (1)	11 (2)	2	--	--	--
09/20	Denver	Roethlisberger	2	17	7	2 (1)	--	--	1 (1)
09/27	Houston	Roethlisberger	--	12	9 (1)	2 (1)	--	--	--
10/11	Philadelphia	Roethlisberger	2	15 (1)	8	--	2 (2)	--	--
10/18	Cleveland	Roethlisberger	1	8	1	3 (1)	1	--	--
		Rudolph	--	1	--	--	--	--	--
10/25	at Tennessee	Roethlisberger	1	24 (1)	4 (1)	3	--	--	--
11/01	at Baltimore	Roethlisberger	--	13 (1)	6 (1)	2	--	--	--
11/08	at Dallas	Roethlisberger	1	19 (1)	5 (1)	2	--	2 (1)	--
		Rudolph	--	2	--	--	--	--	--
11/15	Cincinnati	Roethlisberger	--	11 (2)	13 (2)	2	--	1	--
11/22	at Jacksonville	Roethlisberger	3	18	4	6 (1)	1 (1)	--	--
12/02	Baltimore	Roethlisberger	1	26 (1)	7	2	--	--	--
12/07	Washington	Roethlisberger	2	22 (1)	5	1	2	--	1 (1)
12/13	at Buffalo	Roethlisberger	--	14 (1)	6 (1)	1	--	--	--
12/21	at Cincinnati	Roethlisberger	2	13	2	2 (1)	1	--	--
12/27	Indianapolis	Roethlisberger	1	19 (1)	10	2 (1)	2 (1)	--	--
01/03	at Cleveland	Rudolph	--	11 (1)	6	2 (1)	--	3	--
		Dobbs	1	3	--	--	--	--	--
PLAYER TOTALS		Roethlisberger	16	239 (11)	98 (9)	32 (6)	9 (4)	3 (1)	2 (2)
		Rudolph	--	14 (1)	6	2 (1)	--	3	--
		Dobbs	1	3	--	--	--	--	--
TEAM TOTALS			17	256 (12)	104 (9)	34 (7)	9 (4)	6 (1)	2 (2)

2020 REGULAR SEASON GYG DRIVES																							
DATE	OPPONENT	STARTING QB	POSS	TD	PAT	2-PT	M-2PT	FG	FGA	MFG	BK-FG	PUNT	INT	FUM	SAF	DWNS	HF	GM	PTS	TD%	SCORE%	PTS/POSS	
9/14	at N.Y. Giants	B. Roethlisberger	10	3	3	0	0	2	2	0	0	4	0	1	0	0	0	1	26	30.0	50.0	2.60	
9/20	Denver	B. Roethlisberger	14	3	3	0	0	1	1	0	0	5	1	1	1	1	1	1	24	21.4	28.6	1.71	
9/27	Houston	B. Roethlisberger	11	3	2	1	1	2	2	0	0	4	0	0	0	0	1	1	28	27.3	45.5	2.55	
10/11	Philadelphia	B. Roethlisberger	10	5	5	0	0	1	1	0	0	2	0	1	0	0	0	1	38	50.0	60.0	3.80	
10/18	Cleveland	B. Roethlisberger	12	4	5	0	0	1	1	0	0	5	0	0	0	0	0	1	31	33.3	41.7	2.58	
10/25	at Tennessee	B. Roethlisberger	11	3	3	0	0	2	2	0	0	2	3	0	0	0	0	1	27	27.3	45.5	2.45	
11/1	at Baltimore	B. Roethlisberger	10	3	4	0	0	0	0	0	0	6	0	1	0	0	0	0	21	30.0	30.0	2.10	
11/8	at Dallas	B. Roethlisberger	11	3	2	1	0	2	2	0	0	4	0	0	0	2	0	0	24	27.3	45.5	2.18	
11/15	Cincinnati	B. Roethlisberger	14	4	3	1	0	3	3	0	0	7	0	0	0	0	0	0	36	28.6	50.0	2.57	
11/22	at Jacksonville	B. Roethlisberger	13	3	3	0	0	2	3	1	0	5	1	0	0	0	0	1	27	23.1	38.5	2.08	
12/2	Baltimore	B. Roethlisberger	10	1	2	0	0	2	2	0	0	4	1	1	0	1	0	1	13	10.0	30.0	1.30	
12/7	Washington	B. Roethlisberger	14	2	2	0	0	1	1	0	0	6	1	0	0	2	1	1	17	14.3	21.4	1.21	
12/13	at Buffalo	B. Roethlisberger	13	2	1	1	1	0	0	0	0	8	2	0	0	0	1	0	15	15.4	15.4	1.15	
12/21	at Cincinnati	B. Roethlisberger	14	2	2	0	0	1	1	0	0	6	1	2	0	1	0	1	17	14.3	21.4	1.21	
12/27	Indianapolis	B. Roethlisberger	13	4	4	0	0	0	0	0	0	6	0	0	0	1	1	1	28	30.8	30.8	2.15	
1/3	at Cleveland	M. Rudolph	9	2	1	1	0	3	3	0	0	3	1	0	0	0	0	0	22	22.2	55.6	2.44	
	B. ROETHLISBERGER TOTALS:		180	45	44	4	2	20	21	1	0	74	10	7	1	8	6	11	372	25.0	36.1	2.07	
	M. RUDOLPH TOTALS:		9	2	1	1	0	3	3	0	0	3	1	0	0	0	0	0	22	22.2	55.6	2.44	
	2020 TOTALS		189	47	45	5	2	23	24	1	0	77	11	7	1	8	6	11	394	24.9	37.0	2.08	

Report only includes Starting QB stats.

		OPPONENTS GYG DRIVES																				
DATE	OPPONENT	STARTING QB	POSS	TD	PAT	2-PT	M-2PT	FG	FGA	MFG	BK-FG	PUNT	INT	FUM	SAF	DWNS	HF	GM	PTS	TD%	SCORE%	PTS/POSS
9/14	at N.Y. Giants	D. Jones	11	2	1	1	0	1	1	0	0	5	2	0	0	0	1	0	16	18.2	27.3	1.45
9/20	Denver	D. Lock	13	2	1	1	1	2	3	1	0	4	1	1	0	1	0	0	21	15.4	38.5	1.62
9/27	Houston	D. Watson	10	3	3	0	0	0	0	0	0	6	1	0	0	0	0	0	21	30.0	30.0	2.10
10/11	Philadelphia	C. Wentz	10	4	3	1	1	0	1	1	0	2	2	0	0	0	1	0	29	40.0	40.0	2.90
10/18	Cleveland	B. Mayfield	12	1	1	0	0	0	0	0	0	6	2	0	0	3	0	7	8.3	8.3	0.58	
10/25	at Tennessee	R. Tannehill	10	3	3	0	0	1	2	1	0	4	0	0	0	1	0	0	24	30.0	40.0	2.40
11/1	at Baltimore	L. Jackson	12	3	3	0	0	1	1	0	0	3	2	2	0	0	0	1	24	25.0	33.3	2.00
11/8	at Dallas	G. Gilbert	11	1	1	0	0	4	4	0	0	2	1	1	0	1	0	1	19	9.1	45.5	1.73
11/15	Cincinnati	J. Burrow	14	1	1	0	0	1	1	0	0	9	0	2	0	1	0	1	10	7.1	14.3	0.71
11/22	at Jacksonville	J. Luten	12	0	0	0	0	1	1	0	0	6	4	0	0	1	0	0	3	0.0	8.3	0.25
12/2	Baltimore	R. Griffin III	12	2	2	0	0	0	0	0	0	7	1	1	0	0	1	0	14	16.7	16.7	1.17
12/7	Washington	A. Smith	13	2	2	0	0	3	3	0	0	7	0	0	0	1	0	0	23	15.4	38.5	1.77
12/13	at Buffalo	J. Allen	12	2	3	0	0	2	2	0	0	5	1	1	0	0	0	1	20	16.7	33.3	1.67
12/21	at Cincinnati	R. Finley	14	3	3	0	0	2	3	1	0	7	0	0	0	0	1	0	27	21.4	35.7	1.93
12/27	Indianapolis	P. Rivers	12	3	3	0	0	1	1	0	0	5	1	1	0	1	0	0	24	25.0	33.3	2.00
1/3	at Cleveland	B. Mayfield	10	3	3	0	0	1	1	0	0	3	0	0	0	2	0	1	24	30.0	40.0	2.40
2020 TOTALS			188	35	33	3	2	20	24	4	0	81	18	9	0	12	4	5	306	18.6	29.8	1.63

Report only includes Starting QB stats.

2020 REGULAR SEASON

		STEELERS								OPPONENT							
		FIRST HALF				SECOND HALF				FIRST HALF				SECOND HALF			
DATE	OPPONENT	PLAYS	YDS	TIME	RESULT	PLAYS	YDS	TIME	RESULT	PLAYS	YDS	TIME	RESULT	PLAYS	YDS	TIME	RESULT
09/14	at Giants	3	0	2:00	Punt	5	22	2:53	Punt	7	30	3:36	Punt	19	87	8:50	INT
09/20	Broncos	3	8	2:08	Punt	5	5	3:10	INT	6	29	2:22	Punt	10	31	3:50	FG
09/27	Texans	11	63	5:11	FG	12	62	5:06	FG	3	5	0:54	Punt	3	6	2:16	Punt
10/11	Eagles	6	1	4:06	Punt	6	75	1:59	TD	3	-8	1:57	Punt	2	0	0:17	INT
10/18	Browns	11	58	4:25	FG	8	5	5:07	Punt	3	7	1:37	INT	3	-16	2:12	Punt
10/25	at Titans	16	75	9:18	TD	7	54	2:53	FG	3	-6	1:21	Punt	3	-6	1:41	Punt
11/01	at Ravens	3	24	0:54	FUM	4	24	0:51	Punt	3	4	0:54	INT	1	0	0:05	INT
11/08	at Cowboys	9	25	4:18	Punt	3	6	1:38	Punt	12	65	6:47	FG	11	50	4:43	FG
11/15	Bengals	5	18	1:36	Punt	3	3	2:27	Punt	3	-2	1:05	Punt	4	14	1:37	Punt
11/22	at Jaguars	6	19	2:10	Miss FG	3	-1	1:39	Punt	9	52	4:03	FG	7	14	3:50	Punt
12/02	Ravens	3	5	0:58	Punt	4	44	1:34	Downs	3	5	2:18	Punt	6	24	4:23	Punt
12/07	Washington	3	9	1:35	Punt	5	3	2:29	Punt	4	21	1:34	Punt	14	82	6:44	TD
12/13	at Bills	3	5	0:59	Punt	3	-9	1:16	Punt	3	1	1:18	Punt	8	68	4:37	TD
12/21	at Bengals	3	2	1:00	Punt	4	67	1:27	TD	3	3	2:06	Punt	3	2	1:26	Punt
12/27	Colts	3	0	0:27	Punt	10	78	4:22	Downs	9	70	4:45	TD	10	65	5:37	FG
01/03	at Browns	6	24	2:50	Punt	7	52	2:51	FG	6	85	2:41	TD	6	15	3:40	Punt

2020 REGULAR SEASON

WEEK 1: STEELERS 26, GIANTS 16

SEPTEMBER 14, 2020

STEELERS													GIANTS												
#	RECD	LOST	POSS	OBTAINED	BEGAN	PLAYS	YDS	PEN	NET	1ST	ENDED	GIVEN UP	#	RECD	LOST	POSS	OBTAINED	BEGAN	PLAYS	YDS	PEN	NET	1ST	ENDED	GIVEN UP
1	10:34	08:34	2:00	Kickoff	PIT 25	3	0	0	0	0	PIT 25	Punt	1	15:00	11:24	3:36	Kickoff	NYG 25	7	35	-5	30	2	PIT 45	Punt
2	07:00	00:49	6:11	Punt	PIT 18	13	59	0	59	3	NYG 23	Field Goal	2	11:24	10:34	0:50	Muffed Punt	PIT 3	4	1	0	1	0	PIT 2	Field Goal
3	13:45	12:40	1:05	Kickoff	PIT 25	3	1	0	1	0	PIT 26	Punt	3	08:34	07:00	1:34	Punt	NYG 44	3	-3	0	-3	0	NYG 41	Punt
4	12:35	09:01	3:34	Interception	NYG 36	6	40	-4	36	2	NYG 10	Touchdown	4	00:49	13:45	2:04	Kickoff	NYG 25	6	63	12	75	4	PIT 41	Touchdown
5	05:10	03:24	1:46	Punt	PIT 16	3	-4	0	-4	0	PIT 12	Punt	5	12:40	12:35	0:05	Punt	NYG 35	1	0	0	0	0	NYG 35	Interception
6	01:32	00:07	1:25	Punt	PIT 22	8	78	0	78	5	NYG 13	Touchdown	6	09:01	05:10	3:51	Kickoff	NYG 25	5	43	-15	28	1	PIT 47	Punt
7	15:00	12:07	2:53	Kickoff	PIT 34	5	22	0	22	1	NYG 44	Punt	7	03:24	01:32	1:52	Punt	NYG 49	3	2	-5	-3	0	NYG 46	Punt
8	03:17	14:19	3:58	Interception	PIT 20	9	62	0	62	3	NYG 18	Field Goal	8	00:07	00:00	0:07	Kickoff	NYG 25	1	-1	0	-1	0	NYG 25	End Half
9	12:23	05:23	7:00	Punt	PIT 25	11	75	0	75	4	NYG 8	Touchdown	9	12:07	03:17	8:50	Punt	NYG 9	19	87	0	87	6	PIT 4	Interception
10	01:52	00:00	1:52	Kickoff	NYG 46	5	15	0	15	1	NYG 29	End Game	10	14:19	12:23	1:56	Kickoff	NYG 40	3	-6	0	-6	0	NYG 34	Punt
													11	05:23	01:52	3:31	Kickoff	NYG 25	13	70	5	75	7	PIT 7	Touchdown

WEEK 2: STEELERS 26, BRONCOS 21

SEPTEMBER 20, 2020

STEELERS													BRONCOS												
#	RECD	LOST	POSS	OBTAINED	BEGAN	PLAYS	YDS	PEN	NET	1ST	ENDED	GIVEN UP	#	RECD	LOST	POSS	OBTAINED	BEGAN	PLAYS	YDS	PEN	NET	1ST	ENDED	GIVEN UP
1	12:38	10:30	2:08	Punt	PIT 23	3	8	0	8	0	PIT 31	Punt	1	15:00	12:38	2:22	Kickoff	DEN 20	6	25	4	29	2	DEN 49	Punt
2	07:42	04:23	3:19	Fumble	PIT 41	9	59	0	59	5	DEN 2	Touchdown	2	10:30	07:42	2:48	Punt	DEN 33	6	34	0	34	2	PIT 25	Fumble
3	01:22	00:00	1:22	Punt	PIT 17	3	-8	0	-8	0	PIT 9	Punt	3	04:23	01:22	3:01	Kickoff	DEN 20	5	28	0	28	1	DEN 48	Punt
4	12:07	09:19	2:48	Kickoff	PIT 22	8	42	-10	32	3	DEN 46	Punt	4	15:00	12:07	2:53	Punt	PIT 36	5	10	-5	5	1	PIT 31	Field Goal
5	06:34	06:23	0:11	Punt	PIT 16	1	84	0	84	1	PIT 16	Touchdown	5	09:19	06:34	2:45	Punt	DEN 11	6	15	0	15	1	DEN 26	Punt
6	04:41	02:09	2:32	Missed FG	PIT 48	3	13	-15	-2	0	PIT 46	Punt	6	06:23	04:41	1:42	Kickoff	DEN 25	35	0	35	1	PIT 40	Missed FG	
7	01:58	00:39	1:19	Interception	DEN 11	4	8	0	8	0	DEN 3	Field Goal	7	02:09	01:58	0:11	Punt	DEN 20	1	0	0	0	0	DEN 20	Interception
8	00:07	00:00	0:07	Punt	PIT 35	1	-1	0	-1	0	PIT 35	End Half	8	00:39	00:07	0:32	Kickoff	DEN 25	4	7	0	7	1	DEN 32	Punt
9	15:00	11:50	3:10	Kickoff	PIT 47	5	5	0	5	1	DEN 48	Interception	9	11:50	08:00	3:50	Interception	PIT 41	10	27	4	31	3	PIT 10	Field Goal
10	08:00	03:54	4:06	Kickoff	PIT 25	9	35	5	40	3	DEN 35	Downs	10	03:54	01:07	2:47	Downs	DEN 35	6	45	20	65	4	PIT 20	Touchdown
11	01:07	11:26	4:41	Kickoff	PIT 25	9	75	0	75	4	DEN 28	Touchdown	11	11:26	10:01	1:25	Kickoff	DEN 13	4	-13	0	-13	0	DEN 12	Safety
12	10:01	09:41	0:20	Kickoff	DEN 48	1	0	0	0	0	DEN 48	Fumble	12	09:41	07:43	1:58	Fumble	DEN 46	6	55	-1	54	3	PIT 16	Touchdown
13	07:43	06:08	1:35	Kickoff	PIT 25	4	15	0	15	1	PIT 40	Punt	13	06:08	01:51	4:17	Punt	DEN 18	11	39	17	56	4	PIT 15	Downs
14	01:51	00:00	1:51	Downs	PIT 26	5	67	0	67	1	DEN 6	End Game													

WEEK 3: STEELERS 28, TEXANS 21

SEPTEMBER 27, 2020

STEELERS													TEXANS												
#	RECD	LOST	POSS	OBTAINED	BEGAN	PLAYS	YDS	PEN	NET	1ST	ENDED	GIVEN UP	#	RECD	LOST	POSS	OBTAINED	BEGAN	PLAYS	YDS	PEN	NET	1ST	ENDED	GIVEN UP
1	14:06	08:55	5:11	Punt	PIT 22	11	53	10	63	4	HOU 15	Field Goal	1	15:00	14:06	0:54	Kickoff	HOU 25	3	5	0	5	0	HOU 30	Punt
2	06:01	03:48	2:13	Kickoff	PIT 23	3	-5	0	-5	0	PIT 18	Punt	2	08:55	06:01	2:54	Kickoff	HOU 26	7	74	0	74	3	PIT 28	Touchdown
3	01:31	00:30	1:01	Punt	PIT 5	3	3	0	3	0	PIT 8	Punt	3	03:48	01:31	2:17	Punt	HOU 42	3	-1	0	-1	0	HOU 41	Punt
4	11:32	05:05	6:27	Kickoff	PIT 25	12	84	-9	75	6	HOU 10	Touchdown	4	00:30	11:32	3:58	Punt	HOU 46	9	54	0	54	4	PIT 2	Touchdown
5	02:38	01:14	1:24	Punt	PIT 37	7	63	0	63	4	HOU 26	Touchdown	5	05:05	02:38	2:27	Kickoff	HOU 16	3	2	0	2	0	HOU 18	Punt
6	00:24	00:00	0:24	Kickoff	PIT 25	1	-1	0	-1	0	PIT 25	End Half	6	01:14	00:24	0:50	Kickoff	HOU 25	5	75	0	75	4	PIT 14	Touchdown
7	15:00	09:54	5:06	Kickoff	PIT 30	12	38	24	62	3	HOU 8	Field Goal	7	09:54	07:38	2:16	Kickoff	HOU 26	3	6	0	6	0	HOU 32	Punt
8	07:38	05:24	2:14	Punt	PIT 37	3	9	0	9	0	PIT 46	Punt	8	05:24	03:00	2:24	Punt	HOU 20	3	-2	-5	-7	0	HOU 13	Punt
9	03:00	01:59	1:01	Punt	PIT 43	3	2	0	2	0	PIT 45	Punt	9	01:59	13:27	3:32	Punt	HOU 15	8	42	0	42	2	PIT 43	Interception
10	13:27	06:24	7:03	Interception	PIT 21	12	79	0	79	5	HOU 12	Touchdown	10	06:24	04:47	1:37	Kickoff	HOU 25	3	5	-5	0	0	HOU 25	Punt
11	04:47	00:00	4:47	Punt	PIT 31	11	62	0	62	3	HOU 6	End Game													

WEEK 5: STEELERS 38, EAGLES 29

OCTOBER 11, 2020

STEELERS													EAGLES												
#	RECD	LOST	POSS	OBTAINED	BEGAN	PLAYS	YDS	PEN	NET	1ST	ENDED	GIVEN UP	#	RECD	LOST	POSS	OBTAINED	BEGAN	PLAYS	YDS	PEN	NET	1ST	ENDED	GIVEN UP
1	13:03	08:57	4:06	Punt	PIT 46	6	1	0	1	1	PIT 47	Punt	1	15:00	13:03	1:57	Kickoff	PHI 17	3	-8	0	-8	0	PHI 9	Punt
2	08:11	01:04	7:07	Punt	PIT 38	14	49	13	62	6	PHI 2	Touchdown	2	08:57	08:11	0:46	Punt	PHI 14	3	5	0	5	0	PHI 19	Punt
3	00:07	11:49	3:18	Kickoff	PIT 25	7	75	0	75	3	PHI 32	Touchdown	3	01:04	00:07	0:57	Kickoff	PHI 25	3	75	0	75	1	PHI 26	Touchdown
4	06:17	01:57	4:20	Kickoff	PIT 25	8	37	15	52	3	PHI 23	Field Goal	4	11:49	06:17	5:32	Kickoff	PHI 24	10	61	15	76	6	PIT 1	Touchdown
5	15:00	13:01	1:59	Kickoff	PIT 25	6	75	0	75	3	PHI 5	Touchdown	5	01:57	00:00	1:57	Kickoff	PHI 25	9	63	0	63	3	PIT 49	End Half
6	12:44	10:32	2:12	Interception	PHI 23	4	12	11	23	3	PHI 1	Touchdown	6	13:01	12:44	0:17	Kickoff	PHI 15	2	0	0	0	0	PHI 15	Interception
7	05:58	01:54	4:04	Kickoff	PIT 18	6	19	0	19	1	PIT 37	Punt	7	10:32	05:58	4:34	Kickoff	PHI 25	7	49	26	75	4	PIT 8	Touchdown
8	11:27	06:19	5:08	Kickoff	PIT 24	8	52	-15	37	2	PIT 49	Fumble	8	01:54	11:27	5:27	Punt	PHI 20	10	85	-5	80	5	PIT 4	Touchdown
9	03:18	02:59	0:19	Missed FG	PIT 47	4	38	15	53	2	PIT 35	Touchdown	9	06:19	03:18	3:01	Fumble	PHI 45	7	16	0	16	1	PIT 39	Missed FG
10	02:10	00:00	2:10	Interception	PIT 25	5	9	0	9	1	PIT 35	End Game	10	02:59	02:10	0:49	Kickoff	PHI 25	4	-10	0	-10	0	PHI 15	Interception

WEEK 6: STEELERS 38, BROWNS 7

OCTOBER 18, 2020

STEELERS												BROWNS													
#	RECD	LOST	POSS	OBTAINED	BEGAN	PLAYS	YDS	PEN	NET	1ST ENDED	GIVEN UP	#	RECD	LOST	POSS	OBTAINED	BEGAN	PLAYS	YDS	PEN	NET	1ST ENDED	GIVEN UP		
1	15:00	10:35	4:25	Kickoff	PIT 25	11	58	0	58	3	CLE 17	Field Goal	1	10:35	08:58	1:37	Kickoff	CLE 21	3	7	0	7	0	CLE 28	Interception
2	07:14	05:30	1:44	Punt	PIT 35	3	-11	0	-11	0	PIT 24	Punt	2	08:58	07:14	1:44	Kickoff	CLE 25	3	1	0	1	0	CLE 26	Punt
3	02:37	01:04	1:33	Punt	PIT 14	3	5	0	5	0	PIT 19	Punt	3	05:30	02:37	2:53	Punt	CLE 36	5	21	0	21	2	PIT 43	Punt
4	14:05	10:28	3:37	Punt	PIT 12	7	73	15	88	5	CLE 3	Touchdown	4	01:04	14:05	1:59	Punt	CLE 46	5	17	-5	12	1	PIT 42	Punt
5	07:41	05:43	1:58	Interception		4	45	5	50	2	CLE 28	Touchdown	5	10:28	07:41	2:47	Kickoff	CLE 24	4	20	-10	10	1	CLE 34	Interception
6	01:01	00:33	0:28	Kickoff	PIT 24	3	-2	0	-2	0	PIT 22	Punt	6	05:43	01:01	4:42	Kickoff	CLE 25	9	65	10	75	5	PIT 13	Touchdown
7	00:02	00:00	0:02	Punt	PIT 21	1	-1	0	-1	0	PIT 21	End Half	7	00:33	00:02	0:31	Punt	CLE 39	3	19	-10	9	0	CLE 48	Punt
8	12:48	07:41	5:07	Punt	CLE 45	8	25	-20	5	1	CLE 40	Punt	8	15:00	12:48	2:12	Kickoff	CLE 18	3	-11	-5	-16	0	CLE 2	Punt
9	05:55	00:52	5:03	Downs	CLE 28	8	28	0	28	3	CLE 3	Touchdown	9	07:41	05:55	1:46	Punt	CLE 20	4	8	0	8	0	CLE 29	Downs
10	13:43	08:08	5:35	Downs	PIT 45	9	55	0	55	4	CLE 1	Touchdown	10	00:52	13:43	2:09	Kickoff	CLE 16	7	39	0	39	2	PIT 45	Downs
11	06:07	03:17	2:50	Downs	PIT 49	3	5	-10	-5	0	PIT 44	Punt	11	08:08	06:07	2:01	Kickoff	CLE 25	5	26	0	26	1	PIT 47	Downs
12	01:44	00:00	1:44	Punt	CLE 48	3	-3	0	-3	0	CLE 49	End Game	12	03:17	01:44	1:33	Punt	CLE 12	3	8	0	8	0	CLE 20	Punt

WEEK 7: STEELERS 27, TITANS 24

OCTOBER 25, 2020

STEELERS												TITANS													
#	RECD	LOST	POSS	OBTAINED	BEGAN	PLAYS	YDS	PEN	NET	1ST ENDED	GIVEN UP	#	RECD	LOST	POSS	OBTAINED	BEGAN	PLAYS	YDS	PEN	NET	1ST ENDED	GIVEN UP		
1	15:00	05:42	9:18	Kickoff	PIT 25	16	100	-25	75	6	TEN 11	Touchdown	1	05:42	04:21	1:21	Kickoff	TEN 15	3	1	-7	-6	0	TEN 9	Punt
2	04:21	12:16	7:05	Punt	PIT 39	13	61	0	61	5	TEN 1	Touchdown	2	12:16	05:26	6:50	Kickoff	TEN 25	12	70	5	75	5	PIT 4	Touchdown
3	05:26	02:50	2:36	Kickoff	PIT 25	7	50	5	55	2	TEN 20	Field Goal	3	02:50	01:35	1:15	Kickoff	TEN 10	3	5	0	5	0	TEN 15	Punt
4	01:35	00:52	0:43	Punt	TEN 17	3	17	0	17	1	TEN 9	Touchdown	4	00:52	00:14	0:38	Kickoff	TEN 25	4	7	0	7	0	TEN 32	Downs
5	00:14	00:00	0:14	Downs	TEN 32	1	0	-5	-5	0	TEN 37	Interception	5	15:00	13:19	1:41	Kickoff	TEN 26	3	-6	0	-6	0	TEN 20	Punt
6	13:19	10:26	2:53	Punt	PIT 34	7	18	36	54	2	TEN 12	Field Goal	6	10:26	09:36	0:50	Kickoff	TEN 25	2	75	0	75	1	TEN 27	Touchdown
7	09:36	08:02	1:34	Kickoff	PIT 25	3	7	0	7	0	PIT 32	Punt	7	08:02	05:49	2:13	Punt	TEN 19	3	6	0	6	0	TEN 25	Punt
8	05:49	03:44	2:05	Punt	PIT 16	4	14	0	14	1	PIT 30	Interception	8	03:44	02:55	0:49	Interception	PIT 30	4	-3	0	-3	0	PIT 33	Field Goal
9	02:55	00:38	2:17	Kickoff	PIT 25	5	14	0	14	1	PIT 39	Punt	9	00:38	10:13	5:25	Punt	TEN 30	12	70	0	70	6	PIT 1	Touchdown
10	10:13	02:35	7:38	Kickoff	PIT 9	16	82	-10	72	5	TEN 19	Interception	10	02:35	00:14	2:21	Interception	TEN 20	12	67	-15	52	3	PIT 28	Missed FG
11	00:14	00:00	0:14	Missed FG	PIT 35	1	-1	0	-1	0	PIT 35	End Game													

WEEK 8: STEELERS 28, RAVENS 24

NOVEMBER 1, 2020

STEELERS												RAVENS													
#	RECD	LOST	POSS	OBTAINED	BEGAN	PLAYS	YDS	PEN	NET	1ST ENDED	GIVEN UP	#	RECD	LOST	POSS	OBTAINED	BEGAN	PLAYS	YDS	PEN	NET	1ST ENDED	GIVEN UP		
1	08:44	07:50	0:54	Kickoff	PIT 16	3	9	15	24	1	PIT 30	Fumble	1	15:00	14:06	0:54	Kickoff	BAL 25	3	4	0	4	0	BAL 29	Interception
2	05:23	02:15	3:08	Fumble	PIT 4	5	14	0	14	1	PIT 18	Punt	2	14:06	08:44	5:22	Kickoff	BAL 25	9	65	10	75	4	PIT 6	Touchdown
3	14:51	12:42	2:09	Punt	PIT 15	5	18	0	18	1	PIT 33	Punt	3	07:50	05:23	2:27	Fumble	PIT 44	5	35	0	35	1	PIT 8	Fumble
4	07:24	03:44	3:40	Kickoff	PIT 25	7	23	10	33	2	BAL 42	Punt	4	02:15	14:51	2:24	Punt	BAL 48	5	6	0	6	1	PIT 46	Punt
5	15:00	14:09	0:51	Kickoff	PIT 25	4	24	0	24	1	PIT 49	Punt	5	12:42	07:24	5:18	Punt	BAL 20	9	80	0	80	5	PIT 1	Touchdown
6	14:04	13:21	0:43	Interception	BAL 21	2	21	0	21	1	BAL 18	Touchdown	6	03:44	00:00	3:44	Punt	BAL 8	15	64	-5	59	5	PIT 33	Field Goal
7	11:48	05:38	6:10	Punt	PIT 23	10	57	20	77	6	BAL 1	Touchdown	7	14:09	14:04	0:05	Punt	BAL 17	1	0	0	0	0	BAL 17	Interception
8	02:25	00:54	1:31	Punt	PIT 11	3	1	0	1	0	PIT 12	Punt	8	13:21	11:48	1:33	Kickoff	BAL 27	3	6	0	6	0	BAL 33	Punt
9	11:56	07:29	4:27	Kickoff	PIT 20	8	45	35	80	6	BAL 8	Touchdown	9	05:38	02:25	3:13	Kickoff	BAL 25	6	25	0	25	1	BAL 48	Punt
10	01:57	00:52	1:05	Fumble	PIT 6	3	9	0	9	0	PIT 15	Punt	10	00:54	11:56	3:58	Punt	BAL 47	8	63	-10	53	3	PIT 3	Touchdown
												11	07:29	01:57	5:32	Kickoff	BAL 25	10	69	0	69	4	PIT 8	Fumble	
												12	00:52	00:00	0:52	Punt	BAL 37	6	40	0	40	1	PIT 23	End Game	

WEEK 9: STEELERS 24, COWBOYS 19

NOVEMBER 8, 2020

STEELERS												COWBOYS													
#	RECD	LOST	POSS	OBTAINED	BEGAN	PLAYS	YDS	PEN	NET	1ST ENDED	GIVEN UP	#	RECD	LOST	POSS	OBTAINED	BEGAN	PLAYS	YDS	PEN	NET	1ST ENDED	GIVEN UP		
1	15:00	10:42	4:18	Kickoff	PIT 26	9	25	0	25	2	DAL 49	Punt	1	10:42	03:55	6:47	Punt	DAL 15	12	65	0	65	3	PIT 20	Field Goal
2	03:55	01:44	2:11	Kickoff	PIT 25	3	0	0	0	0	PIT 25	Punt	2	01:44	14:51	1:53	Punt	DAL 21	3	9	0	9	0	DAL 30	Punt
3	14:51	11:26	3:25	Punt	PIT 30	7	35	0	35	2	DAL 35	Downs	3	11:26	07:45	3:41	Downs	DAL 35	8	65	0	65	4	PIT 20	Touchdown
4	07:45	06:01	1:44	Kickoff	PIT 25	3	7	0	7	0	PIT 32	Punt	4	06:01	03:46	2:15	Punt	PIT 31	4	5	0	5	0	PIT 26	Field Goal
5	03:46	01:00	2:36	Kickoff	PIT 25	9	75	0	75	5	DAL 17	Touchdown	5	01:10	00:52	0:18	Kickoff	DAL 25	1	14	-5	9	0	DAL 20	Fumble
6	00:52	00:00	0:52	Fumble	DAL 39	4	3	-5	-2	0	DAL 41	Field Goal	6	15:00	10:17	4:43	Kickoff	DAL 23	11	50	0	50	3	PIT 27	Field Goal
7	10:17	08:39	1:38	Kickoff	PIT 25	3	6	0	6	0	PIT 31	Punt	7	08:39	02:13	6:26	Punt	DAL 25	12	53	0	53	3	PIT 22	Field Goal
8	02:13	14:51	2:22	Kickoff	PIT 25	6	80	-5	75	3	DAL 31	Touchdown	8	14:51	11:45	3:06	Kickoff	PIT 36	6	31	0	31	2	PIT 5	Interception
9	11:45	07:11	4:34	Interception	PIT 1	11	55	20	75	5	DAL 24	Field Goal	9	07:11	04:11	3:00	Kickoff	DAL 25	6	15	0	15	1	DAL 40	Punt
10	04:11	02:14	1:57	Punt	PIT 21	6	64	15	79	3	DAL 8	Touchdown	10	02:14	01:37	0:37	Kickoff	DAL 25	5	-1	0	-1	1	DAL 41	Downs
11	01:37	00:38	0:59	Downs	DAL 24	4	5	0	5	0	DAL 15	Downs	11	00:38	00:00	0:38	Downs	DAL 19	7	58	0	58	2	PIT 23	End Game

WEEK 10: STEELERS 36, BENGALS 10

NOVEMBER 15, 2020

STEELERS													BENGALS												
#	RECD	LOST	POSS	OBTAINED	BEGAN	PLAYS	YDS	PEN	NET	1ST ENDED	GIVEN UP		#	RECD	LOST	POSS	OBTAINED	BEGAN	PLAYS	YDS	PEN	NET	1ST ENDED	GIVEN UP	
1	15:00	13:24	1:36	Kickoff	PIT 15	5	18	0	18	1	PIT 33	Punt	1	11:23	10:18	1:05	Kickoff	CIN 25	3	8	-10	-2	0	CIN 23	Punt
2	13:24	11:23	2:01	Fumble	CIN 32	4	9	0	9	0	CIN 23	Field Goal	2	08:18	07:15	1:03	Punt	CIN 12	3	3	0	3	0	CIN 15	Punt
3	10:18	08:18	2:00	Punt	PIT 34	3	11	-10	1	0	PIT 35	Punt	3	04:50	02:52	1:58	Kickoff	CIN 21	3	2	0	2	0	CIN 23	Punt
4	07:15	04:50	2:25	Punt	CIN 46	6	34	0	34	2	CIN 12	Field Goal	4	01:51	00:09	1:42	Kickoff	CIN 19	3	30	5	35	1	CIN 45	Fumble
5	02:52	01:51	1:01	Punt	PIT 26	3	74	0	74	3	CIN 12	Touchdown	5	13:58	10:37	3:21	Punt	CIN 10	8	90	0	90	4	PIT 2	Touchdown
6	00:09	13:58	1:11	Fumble	PIT 45	3	8	0	8	0	CIN 47	Punt	6	07:23	04:08	3:15	Kickoff	CIN 25	5	19	-10	9	1	CIN 34	Punt
7	10:37	07:23	3:14	Kickoff	PIT 22	7	48	30	78	5	CIN 8	Touchdown	7	01:48	00:00	1:48	Kickoff	CIN 22	8	51	0	51	3	PIT 46	Downs
8	04:08	01:48	2:20	Punt	PIT 16	8	57	0	57	3	CIN 27	Field Goal	8	15:00	13:23	1:37	Kickoff	CIN 25	4	14	0	14	1	CIN 39	Punt
9	13:23	10:56	2:27	Punt	PIT 24	3	8	-5	3	0	PIT 27	Punt	9	10:56	08:34	2:22	Punt	CIN 15	5	18	0	18	1	CIN 33	Punt
10	08:34	04:22	4:12	Punt	PIT 33	12	67	0	67	5	CIN 11	Touchdown	10	04:22	03:57	0:25	Kickoff	CIN 25	3	0	0	0	0	CIN 25	Punt
11	03:57	02:11	1:46	Punt	PIT 25	4	7	10	17	1	PIT 42	Punt	11	02:11	00:46	1:25	Punt	CIN 20	3	6	0	6	0	CIN 26	Punt
12	00:46	14:42	1:04	Punt	PIT 26	3	9	0	9	0	PIT 35	Punt	12	14:42	13:12	1:30	Punt	CIN 3	3	5	0	5	0	CIN 8	Punt
13	13:12	10:31	2:41	Punt	CIN 15	5	15	0	15	2	CIN 5	Touchdown	13	10:31	05:05	5:26	Kickoff	CIN 25	10	56	0	56	3	PIT 19	Field Goal
14	05:05	02:35	2:30	Kickoff	PIT 24	3	12	-10	2	0	PIT 26	Punt	14	02:35	00:00	2:35	Punt	CIN 45	5	22	0	22	2	PIT 34	End Game

WEEK 11: STEELERS 27, JAGUARS 3

NOVEMBER 22, 2020

STEELERS													JAGUARS												
#	RECD	LOST	POSS	OBTAINED	BEGAN	PLAYS	YDS	PEN	NET	1ST ENDED	GIVEN UP		#	RECD	LOST	POSS	OBTAINED	BEGAN	PLAYS	YDS	PEN	NET	1ST ENDED	GIVEN UP	
1	10:57	08:47	2:10	Kickoff	JAX 46	6	19	0	19	1	JAX 27	Missed FG	1	15:00	10:57	4:03	Kickoff	JAX 25	9	52	0	52	3	PIT 23	Field Goal
2	06:24	01:02	5:22	Punt	PIT 5	9	53	0	53	3	JAX 42	Punt	2	08:47	06:24	2:23	Missed FG	JAX 36	6	11	0	11	1	JAX 47	Punt
3	15:00	10:45	4:15	Punt	PIT 24	9	50	0	50	3	JAX 26	Field Goal	3	01:02	00:00	1:02	Punt	JAX 9	3	5	0	5	0	JAX 14	Punt
4	09:49	07:00	2:49	Punt	PIT 29	6	56	15	71	3	JAX 31	Touchdown	4	10:45	09:49	0:56	Kickoff	JAX 25	3	1	0	1	0	JAX 26	Punt
5	02:57	00:44	2:13	Interception	PIT 39	7	61	0	61	4	JAX 1	Touchdown	5	07:00	02:57	4:03	Kickoff	JAX 25	7	49	15	64	4	PIT 11	Interception
6	00:29	00:00	0:29	Interception	PIT 29	4	18	29	47	2	JAX 24	Interception	6	00:44	00:29	0:15	Kickoff	JAX 25	2	19	0	19	1	JAX 44	Interception
7	15:00	13:21	1:39	Kickoff	PIT 25	3	-1	0	-1	0	PIT 24	Punt	7	13:21	09:31	3:50	Punt	JAX 31	7	19	-5	14	2	JAX 45	Punt
8	09:31	06:30	3:01	Punt	PIT 20	6	20	0	20	1	PIT 40	Punt	8	06:30	04:59	1:31	Punt	JAX 20	3	9	-5	4	0	JAX 24	Punt
9	04:59	00:37	4:22	Punt	PIT 29	7	28	-5	23	1	JAX 48	Punt	9	00:37	14:11	1:26	Punt	JAX 20	4	-1	7	6	1	JAX 26	Punt
10	14:11	10:21	3:50	Punt	PIT 26	9	29	16	45	2	JAX 29	Field Goal	10	10:21	08:32	1:49	Kickoff	JAX 25	24	-10	14	1	JAX 39	Interception	
11	08:32	06:40	1:52	Interception	PIT 41	4	35	15	50	3	JAX 20	Touchdown	11	06:40	05:57	0:43	Kickoff	JAX 25	4	10	0	10	1	JAX 35	Interception
12	05:57	03:30	2:27	Interception	PIT 41	3	9	-5	4	0	PIT 45	Punt	12	03:30	02:00	1:30	Punt	JAX 15	4	8	0	8	0	JAX 20	Downs
13	02:00	00:00	2:00	Downs	JAX 23	3	-4	0	-4	0	JAX 26	End Game													

WEEK 12: STEELERS 19, RAVENS 14

DECEMBER 2, 2020

STEELERS													RAVENS												
#	RECD	LOST	POSS	OBTAINED	BEGAN	PLAYS	YDS	PEN	NET	1ST ENDED	GIVEN UP		#	RECD	LOST	POSS	OBTAINED	BEGAN	PLAYS	YDS	PEN	NET	1ST ENDED	GIVEN UP	
1	12:42	11:44	0:58	Punt	PIT 18	3	5	0	5	0	PIT 23	Punt	1	15:00	12:42	2:18	Kickoff	BAL 35	3	5	0	5	0	BAL 40	Punt
2	11:40	08:22	3:18	Fumble	BAL 22	6	21	0	21	1	BAL 1	Interception	2	11:44	11:40	0:04	Punt	BAL 25	1	-3	0	-3	0	BAL 25	Fumble
3	02:07	11:50	5:17	Kickoff	PIT 20	12	73	0	73	4	BAL 7	Field Goal	3	08:22	06:57	1:25	Interception	BAL 6	3	6	0	6	0	BAL 12	Interception
4	09:41	04:27	5:14	Punt	PIT 26	13	65	0	65	4	BAL 9	Field Goal	4	06:57	04:31	2:26	Kickoff	BAL 33	3	-10	-7	0	0	BAL 26	Punt
5	15:00	13:26	1:34	Kickoff	PIT 19	4	8	36	44	1	BAL 37	Downs	5	04:31	02:07	2:24	Fumble	PIT 16	4	21	-5	16	2	PIT 1	Touchdown
6	09:03	05:27	3:36	Punt	PIT 4	5	19	0	19	1	PIT 23	Punt	6	11:50	09:41	2:09	Kickoff	BAL 25	3	3	0	3	0	BAL 28	Punt
7	03:12	13:20	4:52	Punt	PIT 39	12	61	0	61	6	BAL 1	Touchdown	7	04:27	00:00	4:27	Kickoff	BAL 25	11	69	5	74	3	PIT 1	End Half
8	11:30	07:21	4:09	Punt	PIT 21	7	35	0	35	2	BAL 44	Punt	8	13:26	09:03	4:23	Downs	BAL 37	6	19	5	24	2	PIT 39	Punt
9	05:13	03:30	1:43	Punt	PIT 30	3	5	0	5	0	PIT 35	Punt	9	05:27	03:12	2:15	Punt	BAL 20	3	-5	0	-5	0	BAL 15	Punt
10	02:58	00:00	2:58	Kickoff	PIT 13	8	42	0	42	3	BAL 44	End Game	10	13:20	11:30	1:50	Kickoff	BAL 25	3	8	0	8	0	BAL 33	Punt
													11	07:21	05:13	2:08	Punt	BAL 14	7	14	0	14	1	BAL 28	Punt
													12	03:30	02:58	0:32	Punt	BAL 16	2	79	5	84	2	BAL 30	Touchdown

WEEK 13: STEELERS 17, WASHINGTON 23

DECEMBER 7, 2020

STEELERS													WASHINGTON												
#	RECD	LOST	POSS	OBTAINED	BEGAN	PLAYS	YDS	PEN	NET	1ST ENDED	GIVEN UP		#	RECD	LOST	POSS	OBTAINED	BEGAN	PLAYS	YDS	PEN	NET	1ST ENDED	GIVEN UP	
1	15:00	13:25	1:35	Kickoff	PIT 25	3	9	0	9	0	PIT 34	Punt	1	13:25	11:51	1:34	Punt	WAS 14	4	21	0	21	1	WAS 35	Punt
2	11:51	09:45	2:06	Punt	PIT 20	3	0	-5	-5	0	PIT 15	Punt	2	09:45	05:27	4:18	Punt	WAS 25	17	19	15	34	2	PIT 41	Punt
3	05:27	02:49	2:38	Punt	PIT 23	5	36	0	36	1	WAS 41	Punt	3	02:49	01:49	1:00	Punt	WAS 9	3	0	3	0	0	WAS 12	Punt
4	01:49	10:33	6:16	Punt	PIT 28	14	77	5	72	6	WAS 3	Touchdown	4	10:33	09:02	1:31	Kickoff	WAS 25	4	16	-10	6	0	WAS 34	Downs
5	09:02	05:35	3:27	Downs	WAS 31	8	30	0	30	2	WAS 1	Downs	5	05:35	04:03	1:32	Downs	WAS 1	3	6	0	6	0	WAS 7	Punt
6	04:03	03:54	0:09	Punt	PIT 1	1	50	0	50	1		Touchdown	6	03:54	01:49	2:05	Kickoff	WAS 33	5	21	0	21	1	PIT 46	Punt
7	01:49	00:50	0:59	Punt	PIT 10	3	9	0	9	0	PIT 19	Punt	7	00:50	00:01	0:49	Punt	WAS 41	6	28	0	28	2	PIT 31	Field Goal
8	00:01	00:00	0:01	Kickoff		0	0	0	0	0		End Half	8	15:00	08:16	6:44	Kickoff	WAS 18	14	95	-13	82	6	PIT 1	Touchdown
9	08:16	05:47	2:29	Kickoff	PIT 25	5	-2	5	3	1	PIT 28	Punt	9	05:47	04:20	1:27	Punt	WAS 34	3	7	0	7	0	WAS 41	Punt
10	04:20	14:57	4:23	Punt	PIT 18	11	59	4	63	3	WAS 19	Field Goal	10	14:57	13:16	1:41	Kickoff	WAS 30	3	6	0	6	0	WAS 36	Punt
11	13:16	12:23	0:53	Punt	PIT 10	3	-2	0	-2	0	PIT 8	Punt	11	12:23	09:09	3:14	Punt	WAS 47	8	53	0	53	4	PIT 15	Touchdown
12	09:09	04:53	4:16	Kickoff	PIT 38	9	34	0	34	2	WAS 28	Downs	12	04:53	02:04	2:49	Downs	WAS 28	49	45	0	45	2	PIT 27	Field Goal
13	02:04	01:59	0:05	Kickoff	PIT 25	1	0	0	0	0	PIT 25	Interception	13	01:59	00:17	0:02	Interception	PIT 25	4	-2	0	-2	0	PIT 27	Field Goal
14	00:17	00:00	0:17	Kickoff	PIT 25	2	22	0	22	1	PIT 25	End Game													

WEEK 14: STEELERS 15, BILLS 26

DECEMBER 13, 2020

STEELERS													BILLS												
#	RECD	LOST	POSS	OBTAINED	BEGAN	PLAYS	YDS	PEN	NET	1ST	ENDED	GIVEN UP	#	RECD	LOST	POSS	OBTAINED	BEGAN	PLAYS	YDS	PEN	NET	1ST	ENDED	GIVEN UP
1	15:00	14:01	0:59	Kickoff	PIT 10	3	5	0	5	0	PIT 15	Punt	1	14:01	12:43	1:18	Punt	BUF 33	3	6	-5	1	0	BUF 34	Punt
2	12:43	10:33	2:10	Punt	PIT 14	4	15	0	15	1	PIT 29	Punt	2	10:33	09:22	1:11	Punt	BUF 31	4	15	0	15	1	BUF 46	Interception
3	09:22	07:44	1:38	Interception	PIT 27	3	6	0	6	0	PIT 33	Punt	3	07:44	06:15	1:29	Punt	BUF 32	3	8	0	8	0	BUF 40	Punt
4	06:15	02:12	4:03	Punt	PIT 23	8	32	0	32	2	BUF 45	Punt	4	02:12	14:41	2:31	Punt	BUF 14	5	7	5	12	1	BUF 26	Punt
5	14:41	11:44	2:57	Punt	PIT 20	6	34	5	39	2	BUF 41	Punt	5	11:44	09:36	2:08	Punt	BUF 9	5	20	0	20	1	BUF 23	Fumble
6	09:36	08:21	1:15	Fumble	BUF 30	3	30	0	30	2	BUF 19	Touchdown	6	08:21	06:37	1:44	Kickoff	BUF 24	3	3	0	3	0	BUF 27	Punt
7	06:37	04:56	1:41	Punt	PIT 27	3	1	0	1	0	PIT 28	Punt	7	04:56	01:42	3:14	Punt	BUF 26	9	43	15	58	3	PIT 16	Field Goal
8	01:42	00:52	0:50	Kickoff	PIT 25	4	17	5	22	1	PIT 47	Interception	8	15:00	10:23	4:37	Kickoff	BUF 32	8	68	0	68	4	PIT 19	Touchdown
9	00:52	00:00	0:52	Kickoff	PIT 25	2	6	0	6	0	PIT 30	End Half	9	09:07	07:02	2:05	Punt	BUF 43	4	57	0	57	3	PIT 13	Touchdown
10	10:23	09:07	1:16	Kickoff	PIT 25	3	-9	0	-9	0	PIT 16	Punt	10	05:32	01:56	3:36	Punt	BUF 23	5	19	0	19	1	BUF 42	Punt
11	07:02	05:32	1:30	Kickoff	PIT 25	3	6	0	6	0	PIT 31	Punt	11	12:18	08:07	4:11	Kickoff	BUF 34	11	26	35	61	3	PIT 5	Field Goal
12	01:56	12:18	4:38	Punt	PIT 19	10	78	3	81	6	BUF 3	Touchdown	12	07:11	00:00	7:11	Interception	BUF 29	13	62	-10	52	4	PIT 18	End Game
13	08:07	07:11	0:56	Kickoff	PIT 28	3	6	0	6	0	PIT 34	Interception													

WEEK 15: STEELERS 17, BENGALS 27

DECEMBER 21, 2020

STEELERS													BENGALS												
#	RECD	LOST	POSS	OBTAINED	BEGAN	PLAYS	YDS	PEN	NET	1ST	ENDED	GIVEN UP	#	RECD	LOST	POSS	OBTAINED	BEGAN	PLAYS	YDS	PEN	NET	1ST	ENDED	GIVEN UP
1	15:00	14:00	1:00	Kickoff	PIT 25	3	2	0	2	0	PIT 27	Punt	1	14:00	11:54	2:06	Punt	CIN 26	3	3	0	3	0	CIN 29	Punt
2	11:54	10:58	0:56	Punt	PIT 22	3	4	0	4	0	PIT 26	Punt	2	10:58	09:22	1:36	Punt	CIN 24	3	8	0	8	0	CIN 32	Punt
3	09:22	09:16	0:06	Punt	PIT 19	1	0	0	0	0	PIT 19	Fumble	3	09:16	05:12	4:04	Fumble	PIT 20	6	9	-5	4	1	PIT 16	Field Goal
4	05:12	03:34	1:38	Kickoff	PIT 25	3	3	0	3	0	PIT 28	Punt	4	03:34	01:39	1:55	Punt	CIN 28	5	35	0	35	1	PIT 37	Missed FG
5	01:39	00:49	0:50	Missed FG	PIT 45	3	-7	0	-7	0	PIT 48	Fumble	5	00:49	12:05	3:44	Fumble	PIT 38	7	38	0	38	3	PIT 4	Touchdown
6	12:05	05:52	6:13	Kickoff	PIT 35	10	22	-5	17	2	CIN 48	Interception	6	05:52	04:20	1:32	Interception	PIT 26	3	26	0	26	2	PIT 14	Touchdown
7	04:20	02:29	1:51	Kickoff	PIT 25	3	12	-5	7	0	PIT 32	Punt	7	02:29	01:06	1:23	Punt	CIN 26	3	5	0	5	0	CIN 31	Punt
8	01:06	00:08	0:58	Punt	PIT 28	3	4	0	4	0	PIT 32	Punt	8	00:08	00:00	0:08	Punt	CIN 16	1	-2	0	-2	0	CIN 16	End Half
9	13:34	12:07	1:27	Punt	PIT 33	4	67	0	67	2	CIN 23	Touchdown	9	15:00	13:34	1:26	Kickoff	CIN 25	3	2	0	2	0	CIN 27	Punt
10	10:27	05:27	5:00	Punt	PIT 26	10	67	0	67	3	CIN 7	Field Goal	10	12:07	10:27	1:40	Kickoff	CIN 25	3	3	0	3	0	CIN 28	Punt
11	03:47	02:15	1:32	Punt	PIT 32	3	7	0	7	0	PIT 39	Punt	11	05:27	03:47	1:40	Kickoff	CIN 25	3	3	0	3	0	CIN 28	Punt
12	11:21	05:32	5:49	Kickoff	PIT 25	12	64	11	75	5	CIN 1	Touchdown	12	02:15	11:21	5:54	Punt	CIN 20	9	75	5	80	5	PIT 23	Touchdown
13	02:17	01:52	0:25	Punt	PIT 24	4	0	0	0	0	PIT 24	Downs	13	05:32	02:17	3:15	Kickoff	CIN 25	6	16	0	16	1	CIN 41	Punt
14	00:12	00:00	0:12	Kickoff	PIT 25	1	-1	0	-1	0	PIT 25	End Game	14	01:52	00:12	1:40	Downs	PIT 24	4	9	0	9	0	PIT 15	Field Goal

WEEK 16: STEELERS 28, COLTS 24

DECEMBER 27, 2020

STEELERS													COLTS												
#	RECD	LOST	POSS	OBTAINED	BEGAN	PLAYS	YDS	PEN	NET	1ST	ENDED	GIVEN UP	#	RECD	LOST	POSS	OBTAINED	BEGAN	PLAYS	YDS	PEN	NET	1ST	ENDED	GIVEN UP
1	15:00	14:33	0:27	Kickoff	PIT 24	3	0	0	0	0	PIT 24	Punt	1	14:33	09:48	4:45	Punt	IND 30	9	70	0	70	5	PIT 6	Touchdown
2	09:48	05:33	4:15	Kickoff	PIT 26	6	22	0	22	1	PIT 48	Punt	2	05:33	01:44	3:49	Punt	IND 5	6	17	0	17	1	IND 22	Punt
3	01:44	14:46	1:58	Punt	PIT 41	3	4	0	4	0	PIT 45	Punt	3	14:46	14:37	0:09	Punt	IND 32	1	-9	0	-9	0	IND 32	Fumble
4	14:37	13:47	0:50	Fumble	IND 3	3	2	1	3	1	IND 1	Touchdown	4	13:47	06:35	7:12	Kickoff	IND 15	12	85	0	85	6	PIT 1	Touchdown
5	06:35	04:50	1:45	Kickoff	PIT 25	3	0	0	0	0	PIT 25	Punt	5	04:50	04:02	0:48	Punt	PIT 43	2	43	0	43	1	PIT 42	Touchdown
6	04:02	01:48	2:14	Kickoff	PIT 9	7	28	0	28	2	PIT 37	Punt	6	01:48	00:14	1:34	Punt	IND 19	3	11	-15	-4	0	IND 15	Punt
7	00:14	00:00	0:14	Punt	PIT 43	3	41	0	41	2	IND 40	End Half	7	15:00	09:23	5:37	Kickoff	IND 25	10	60	5	65	3	PIT 10	Field Goal
8	09:23	05:01	4:22	Kickoff	PIT 20	10	75	3	78	6	IND 2	Downs	8	05:01	03:23	1:38	Downs	IND 2	3	5	0	5	0	IND 7	Punt
9	03:23	03:16	0:07	Punt	IND 39	1	39	0	39	1	IND 39	Touchdown	9	03:16	01:43	1:33	Kickoff	IND 28	3	3	0	3	0	IND 31	Punt
10	01:43	14:52	1:51	Punt	PIT 26	5	29	45	74	5	IND 5	Touchdown	10	14:52	12:06	2:46	Kickoff	IND 27	5	20	0	20	1	IND 47	Punt
11	12:06	07:38	4:28	Punt	PIT 16	10	84	0	84	6	IND 25	Touchdown	11	07:38	06:05	1:33	Kickoff	IND 30	3	17	0	17	1	IND 47	Interception
12	06:05	02:18	3:47	Interception	PIT 9	8	35	0	35	2	PIT 44	Punt	12	02:18	01:14	1:04	Punt	IND 15	11	43	9	52	3	PIT 33	Downs
13	01:14	00:00	1:14	Downs	PIT 33	2	-1	0	-1	0	PIT 33	End Game													

WEEK 17: STEELERS 22, BROWNS 24

JANUARY 3, 2021

STEELERS													BROWNS												
#	RECD	LOST	POSS	OBTAINED	BEGAN	PLAYS	YDS	PEN	NET	1ST	ENDED	GIVEN UP	#	RECD	LOST	POSS	OBTAINED	BEGAN	PLAYS	YDS	PEN	NET	1ST	ENDED	GIVEN UP
1	15:00	12:10	2:50	Kickoff	PIT 25	6	24	0	24	1	PIT 49	Punt	1	12:10	09:29	2:41	Punt	CLE 15	6	85	0	85	4	PIT 47	Touchdown
2	09:29	07:21	2:08	Kickoff	PIT 25	3	9	0	9	0	PIT 34	Punt	2	07:21	02:52	4:29	Punt	CLE 10	8	35	-5	30	2	CLE 40	Punt
3	02:52	14:05	3:47	Punt	PIT 10	8	31	0	31	2	PIT 41	Punt	3	14:05	09:45	4:20	Punt	CLE 25	10	75	-5	70	3	PIT 5	Field Goal
4	09:45	04:10	5:35	Kickoff	PIT 23	11	66	0	66	3	CLE 11	Field Goal	4	04:10	02:25	1:45	Kickoff	CLE 24	3	6	0	6	0	CLE 30	Punt
5	02:25	01:07	1:18	Punt	PIT 24	8	53	-5	48	2	CLE 28	Field Goal	5	01:07	00:00	1:07	Kickoff	CLE 35	4	-6	0	-6	0	CLE 29	Downs
6	11:20	08:29	2:51	Punt	PIT 20	7	52	0	52	1	CLE 28	Field Goal	6	15:00	11:20	3:40	Kickoff	CLE 25	6	19	-4	15	1	CLE 40	Punt
7	03:48	01:31	2:17	Kickoff	PIT 28	5	14	0	14	1	PIT 42	Interception	7	08:29	03:48	4:41	Kickoff	CLE 24	8	76	0	76	5	PIT 2	Touchdown
8	14:57	10:07	4:50	Kickoff	PIT 25	13	70	5	75	5	CLE 28	Touchdown	8	01:31	14:57	1:34	Interception	PIT 20	4	20	0	20	2	PIT 3	Touchdown
9	03:37	01:23	2:14	Downs	PIT 35	7	70	-5	65	3	CLE 2	Touchdown	9	10:07	03:37	6:30	Kickoff	CLE 27	10	38	0	38	3	PIT 35	Downs
													10	01:23	00:00	1:23	Kickoff		4	10	0	10	1	PIT 39	End Game

STEELERS 2020 REGULAR SEASON THIRD DOWN EFFICIENCY

STEELERS												
Date	Opponent	3rd & 1	3rd & 2	3rd & 3	3rd & 4	3rd & 5	3rd & 6	3rd & 7	3rd & 8	3rd & 9	3rd & 10+	Total
09/14	at N.Y. Giants	1 / 1	0 / 1	0 / 0	2 / 2	1 / 3	0 / 0	3 / 3	0 / 0	1 / 3	0 / 2	8 / 15
09/20	Denver	0 / 1	0 / 1	1 / 1	0 / 0	0 / 0	0 / 1	0 / 1	0 / 0	0 / 1	1 / 6	2 / 12
09/27	Houston	2 / 3	1 / 3	1 / 2	0 / 0	1 / 2	0 / 1	0 / 1	0 / 1	1 / 1	2 / 4	8 / 18
10/11	Philadelphia	1 / 1	1 / 1	0 / 0	4 / 4	1 / 1	2 / 2	0 / 0	1 / 1	0 / 0	1 / 5	11 / 15
10/18	Cleveland	2 / 3	0 / 1	0 / 0	1 / 1	1 / 2	0 / 1	1 / 1	0 / 0	0 / 1	0 / 4	5 / 14
10/25	at Tennessee	4 / 4	1 / 1	3 / 3	0 / 0	0 / 1	0 / 0	2 / 3	0 / 0	0 / 0	3 / 6	13 / 18
11/01	at Baltimore	2 / 3	0 / 0	0 / 1	1 / 1	0 / 0	0 / 0	0 / 0	0 / 0	0 / 1	0 / 3	3 / 9
11/08	at Dallas	1 / 2	1 / 1	0 / 1	0 / 1	0 / 1	1 / 1	1 / 4	0 / 0	0 / 0	1 / 2	5 / 13
11/15	Cincinnati	0 / 1	1 / 3	0 / 0	0 / 0	0 / 1	1 / 2	1 / 1	1 / 2	0 / 2	2 / 4	6 / 16
11/22	at Jacksonville	2 / 2	0 / 2	0 / 1	1 / 1	1 / 2	1 / 1	0 / 1	1 / 2	0 / 1	1 / 4	7 / 17
12/02	Baltimore	1 / 1	1 / 3	1 / 1	0 / 1	1 / 4	1 / 1	0 / 1	0 / 0	0 / 1	1 / 1	6 / 14
12/07	Washington	1 / 3	0 / 0	1 / 2	0 / 2	0 / 0	1 / 1	1 / 1	0 / 0	0 / 1	2 / 5	6 / 15
12/13	at Buffalo	0 / 0	0 / 0	0 / 1	0 / 3	0 / 1	1 / 2	0 / 1	0 / 0	0 / 2	0 / 0	1 / 10
12/21	at Cincinnati	0 / 3	1 / 1	1 / 2	1 / 1	0 / 0	1 / 2	0 / 3	0 / 1	0 / 0	0 / 3	4 / 16
12/27	Indianapolis	2 / 3	0 / 2	0 / 0	1 / 1	1 / 1	0 / 0	0 / 0	0 / 0	0 / 1	0 / 3	4 / 11
01/03	at Cleveland	0 / 0	1 / 1	1 / 1	1 / 1	0 / 1	0 / 1	1 / 2	1 / 1	1 / 3	2 / 6	8 / 17
TOTALS		19 / 31	8 / 21	9 / 16	12 / 19	7 / 20	9 / 16	10 / 23	4 / 8	3 / 18	16 / 58	97 / 230
		61.3%	38.1%	56.3%	63.2%	35.0%	56.3%	43.5%	50.0%	16.7%	27.6%	42.2%
		3RD & 1-3: 36 / 68 = 52.9%			3RD & 4-6: 28 / 55 = 50.9%			3RD & 7-10+: 33 / 107 = 30.8%				

2020 REGULAR SEASON - DEFENSIVE TAKEAWAYS

DATE	OPPONENT	TAKEAWAY	QTR.	SCORE	YD-LINE	RESULT
09/14	at N.Y. Giants	T. Watt INT (D. Jones) C. Heyward INT (D. Jones: touchback)	2 3	3-10 16-10	NYG-36 PIT-0	TD FG
09/20	Denver	M. Hilton FR (B. Dupree FF) J. Haden INT (J. Driskel)	1 2	0-0 14-3	PIT-33 DEN-35	TD FG
09/27	Houston	M. Hilton INT (D. Watson)	4	20-21	PIT-13	TD
10/11	Philadelphia	S. Nelson INT (C. Wentz) S. Nelson INT (C. Wentz)	3 4	24-14 38-29	PHI-26 PIT-25	TD EOG
10/18	Cleveland	M. Fitzpatrick INT (B. Mayfield) C. Sutton INT (B. Mayfield)	1 2	10-0 17-0	CLV-33 50	TD TD
10/25	at Tennessee	None				
11/01	at Baltimore	R. Spillane INT (L. Jackson) V. Williams FR (B. Dupree FF) A. Highsmith INT (L. Jackson) R. Spillane FR (M. Fitzpatrick FF)	1 1 3 4	6-0 7-7 7-17 28-24	BLT-33 PIT-4 BLT-23 PIT-6	TD Punt TD Punt
11/08	at Dallas	M. Fitzpatrick FR (C. Sutton FF) M. Fitzpatrick INT (G. Gilbert)	2 4	6-13 15-19	DAL-38 PIT-(-5)	FG FG
11/15	Cincinnati	S. Nelson FR (C. Sutton FF)	1	12-0	PIT-45	Punt
11/22	at Jacksonville	M. Fitzpatrick INT (J. Luten) T. Edmunds INT (J. Luten) T. Edmunds INT (J. Luten) M. Fitzpatrick INT (J. Luten)	2 2 4 4	10-3 17-3 20-3 27-3	PIT-2 PIT-25 PIT-41 PIT-41	TD INT TD Punt
12/02	Baltimore	V. Williams FR (R. Griffin III fumble) J. Haden INT (R. Griffin III)	1 1	0-0 6-0	BLT-22 BLT-14	INT TD
12/07	Washington	None				
12/13	at Buffalo	M. Hilton INT (J. Allen) C. Sutton FR (M. Hilton FF)	1 2	0-0 0-0	PIT-27 BUF-30	Punt TD
12/21	at Cincinnati	None				
12/27	Indianapolis	M. Hilton FR (T. Watt FF) M. Hilton INT (P. Rivers)	2 4	0-7 28-24	IND-17 PIT-12	TD Punt
01/03	at Cleveland	None				

2020 REGULAR SEASON - OFFENSIVE GIVEAWAYS

DATE	OPPONENT	TAKEAWAY	QTR.	SCORE	YD-LINE	RESULT
09/14	at N.Y. Giants	None				
09/20	Denver	B. Roethlisberger INT (J. Simmons) B. Snell Jr. fumble (S. Harris FF; K. Jackson FR)	3 4	17-3 26-14	DEN-32 DEN-44	FG TD
09/27	Houston	None				
10/11	Philadelphia	E. Ebron fumble (D. Riley FF; C. LeBlanc FR)	4	31-29	PHI-39	Missed FG
10/18	Cleveland	None				
10/25	at Tennessee	B. Roethlisberger INT (T. Smith) B. Roethlisberger INT (J. Brown) B. Roethlisberger INT (A. Hooker: touchback)	3 3 4	24-7 27-14 27-24	TEN-(-8) PIT-30 TEN-(-9)	Punt FG Missed FG
11/01	at Baltimore	C. Claypool fumble (M. Peters FF; M. Peters FR)	1	7-7	PIT-44	Fumble
11/08	at Dallas	None				
11/15	Cincinnati	None				
11/22	at Jacksonville	B. Roethlisberger INT (D. Thomas)	3	17-3	JAX-(-8)	Punt
12/02	Baltimore	B. Roethlisberger INT (T. Bowser)	1	0-0	BLT-(-5)	INT
12/07	Washington	B. Roethlisberger INT (J. Bostic)	4	17-20	PIT-25	FG
12/13	at Buffalo	B. Roethlisberger INT (T. Johnson) B. Roethlisberger INT (L. Wallace)	2 4	7-9 15-26	BUF-49 BUF-29	TD EOG
12/21	at Cincinnati	B. Roethlisberger fumble (J. Bynes FR) J. Smith-Schuster fumble (V. Bell FF; J. Evans FR) B. Roethlisberger INT (M. Alexander)	1 1 2	0-0 0-3 0-10	PIT-20 PIT-38 CIN-38	FG TD TD
12/27	Indianapolis	None				
01/03	at Cleveland	M. Rudolph INT (M. Stewart Jr.)	3	9-17	50	TD

2020 REGULAR SEASON - SPECIAL TEAMS/MISC TAKEAWAYS

DATE	OPPONENT	TAKEAWAY	QTR.	SCORE	YD-LINE	RESULT
11/15	Cincinnati	B. Snell Jr. FR (O. Adeniyi FF)	1	0-0	CIN-32	FG

2020 REGULAR SEASON - SPECIAL TEAMS/MISC GIVEAWAYS

DATE	OPPONENT	TAKEAWAY	QTR.	SCORE	YD-LINE	RESULT
09/14	at N.Y. Giants	D. Johnson, D. Downs FR	1	0-0	PIT-3	FG
12/02	Baltimore	R. McCloud fumble (D. Harris FF; A. Levine Sr. FR)	1	6-0	PIT-16	TD

2020 REGULAR SEASON - TURNOVERS

Offense:	16 Giveaways 46 Points (5 TD, 4 FG)	Ratio
Defense:	26 Takeaways 102 Points (13 TD, 4 FG)	+9 (27 takes, 18 gives)
Special Teams:	2 Giveaways 10 Points (1 TD, 1 FG) 1 Takeaway 3 Points (0 TD, 1 FG)	Points Off Turnovers Ratio +49 (105 scored, 56 allowed)

DATE	OPPONENT	FORCED TURNOVERS			TURNOVERS CONVERTED					OUTCOME	
		FUM	INTS	TOTAL	TD	FG	PTS.	PTS. PCT.	TD PCT.	NET DIFF.	RESULT
09/14	Pittsburgh	0	2	2	1	1	9	100.0	50.0	+1	W
	at N.Y. Giants	1	0	1	0	1	3	100.0	0.0	-1	L
09/20	Pittsburgh	1	1	2	1	1	10	100.0	50.0	0	W
	Denver	1	1	2	1	1	10	100.0	50.0	0	L
09/27	Pittsburgh	0	1	1	1	0	8	100.0	100.0	+1	W
	Houston	0	0	0	0	0	0	0.0	0.0	-1	L
10/11	Pittsburgh	0	2	2	1	0	7	50.0	100.0	+1	W
	Philadelphia	1	0	1	0	0	0	0.0	0.0	-1	L
10/18	Pittsburgh	0	2	2	2	0	14	100.0	100.0	+2	W
	Cleveland	0	0	0	0	0	0	0.0	0.0	-2	L
10/25	Pittsburgh	0	0	0	0	0	0	0.0	0.0	-3	W
	at Tennessee	0	3	3	0	1	3	33.3	0.0	+3	L
11/01	Pittsburgh	2	2	4	2	0	14	50.0	100.0	+3	W
	at Baltimore	1	0	1	0	0	0	0.0	0.0	-3	L
11/08	Pittsburgh	1	1	2	0	2	6	100.0	0.0	+2	W
	at Dallas	0	0	0	0	0	0	0.0	0.0	-2	L
11/15	Pittsburgh	2	0	2	0	1	3	50.0	0.0	+2	W
	Cincinnati	0	0	0	0	0	0	0.0	0.0	-2	L
11/22	Pittsburgh	0	4	4	2	0	14	50.0	100.0	+3	W
	at Jacksonville	0	1	1	0	0	0	0.0	0.0	-3	L
12/02	Pittsburgh	1	1	2	1	0	6	50.0	100.0	0	W
	Baltimore	1	1	2	1	0	7	50.0	100.0	0	L
12/07	Pittsburgh	0	0	0	0	0	0	0.0	0.0	-1	L
	Washington	0	1	1	0	1	3	100.0	0.0	+1	W
12/13	Pittsburgh	1	1	2	1	0	7	50.0	100.0	0	L
	at Buffalo	0	2	2	1	0	6	50.0	100.0	0	W
12/21	Pittsburgh	0	0	0	0	0	0	0.0	0.0	-3	L
	at Cincinnati	2	1	3	2	1	17	100.0	66.7	+3	W
12/27	Pittsburgh	1	1	2	1	0	7	50.0	100.0	+2	W
	Indianapolis	0	0	0	0	0	0	0.0	0.0	-2	L
01/03	Pittsburgh	0	0	0	0	0	0	0.0	0.0	-1	L
	at Cleveland	0	1	1	1	0	7	100.0	100.0	+1	W
STEELERS		9	18	27	13	5	105	66.7	72.2	+9	12-4
OPPONENTS		7	11	18	6	5	56	61.1	54.5	-9	4-12

2020 REGULAR SEASON

QUARTERBACK SACKS

DATE	OPPONENT	SACKS	YARDS	PLAYERS
09/14	at N.Y. Giants	3.0	17	Mike Hilton 1.0-9.0, Stephon Tuitt 1.0-1.0, Vince Williams 1.0-7.0
09/20	Denver	7.0	61	T.J. Watt 2.5-20.0, Tyson Alualu 1.0-10.0, Bud Dupree 1.0-8.0, Terrell Edmunds 1.0-11.0, Mike Hilton 1.0-8.0, Cameron Heyward 0.5-4.0
09/27	Houston	5.0	33	Bud Dupree 1.5-3.0, Stephon Tuitt 1.0-8.0, T.J. Watt 1.0-11.0, Vince Williams 1.0-8.0, Devin Bush 0.5-3.0
10/11	Philadelphia	5.0	34	Stephon Tuitt 1.5-8.0, Cameron Heyward 1.0-5.0, Mike Hilton 1.0-8.0, T.J. Watt 1.0-8.0, Bud Dupree 0.5-5.0
10/18	Cleveland	4.0	20	Bud Dupree 2.0-13.0, Cameron Sutton 1.0-0.0, Devin Bush 0.5-3.5, Stephon Tuitt 0.5-3.5
10/25	at Tennessee	2.0	10	T.J. Watt 1.0-7.0, Vince Williams 1.0-3.0
11/01	at Baltimore	4.0	16	Stephon Tuitt 2.0-15.0, Bud Dupree 1.0-1.0, T.J. Watt 1.0-0.0
11/08	at Dallas	2.0	23	Alex Highsmith 1.0-6.0, Cameron Heyward 0.5-8.5, T.J. Watt 0.5-8.5
11/15	Cincinnati	4.0	28	T.J. Watt 2.0-15.0, Bud Dupree 1.0-7.0, Robert Spillane 1.0-6.0
11/22	at Jacksonville	2.0	18	Bud Dupree 1.0-9.0, Stephon Tuitt 1.0-9.0
12/02	Baltimore	3.0	20	T.J. Watt 2.0-12.0, Cameron Heyward 1.0-8.0
12/07	Washington	3.0	23	Robert Spillane 1.0-9.0, Stephon Tuitt 1.0-7.0, T.J. Watt 1.0-7.0
12/13	at Buffalo	1.0	8	Tyson Alualu 1.0-8.0
12/21	at Cincinnati	2.0	11	Stephon Tuitt 1.0-0.0, T.J. Watt 1.0-11.0
12/27	Indianapolis	5.0	32	T.J. Watt 2.0-13.0, Cameron Heyward 1.0-3.0, Stephon Tuitt 1.0-8.0, Avery Williamson 1.0-8.0
01/03	at Cleveland	4.0	30	Jayrone Elliott 1.0-7.0, Alex Highsmith 1.0-10.0, Stephon Tuitt 1.0-4.0, Chris Wormley 1.0-9.0
TOTALS		56.0	384	T.J. WATT 15.0-112.5, STEPHON TUITT 11.0-63.5, BUD DUPREE 8.0-46.0, CAMERON HEYWARD 4.0-28.5, VINCE WILLIAMS 3.0-18.0, MIKE HILTON 3.0-25.0, ROBERT SPILLANE 2.0-15.0, ALEX HIGHSMITH 2.0-16.0, TYSON ALUALU 2.0-18.0, CAMERON SUTTON 1.0-0.0, DEVIN BUSH 1.0-6.5, JAYRONE ELLIOTT 1.0-7.0, AVERY WILLIAMSON 1.0-8.0, CHRIS WORMLEY 1.0-9.0, TERRELL EDMUNDS 1.0-11.0

QUARTERBACK HITS

DATE	OPPONENT	QBH	PLAYERS
09/14	at N.Y. Giants	8	Mike Hilton 2, T.J. Watt 2, Tyson Alualu 1, Bud Dupree 1, Stephon Tuitt 1, Vince Williams 1
09/20	Denver	19	Cameron Heyward 4, T.J. Watt 4, Bud Dupree 3, Stephon Tuitt 3, Tyson Alualu 2, Mike Hilton 2, Terrell Edmunds 1
09/27	Houston	12	T.J. Watt 4, Stephon Tuitt 3, Bud Dupree 2, Devin Bush 1, Cameron Heyward 1, Vince Williams 1
10/11	Philadelphia	11	Stephon Tuitt 3, T.J. Watt 3, Bud Dupree 2, Cameron Heyward 1, Mike Hilton 1, Vince Williams 1

10/18	Cleveland	8	Bud Dupree 2, Stephon Tuitt 2, Devin Bush 1, Cameron Heyward 1, T.J. Watt 1, Chris Wormley 1
10/25	at Tennessee	7	Stephon Tuitt 2, T.J. Watt 2, Cameron Heyward 1, Vince Williams 1, Chris Wormley 1
11/01	at Baltimore	9	T.J. Watt 5, Stephon Tuitt 3, Isaiah Buggs 1
11/08	at Dallas	9	Cameron Heyward 3, T.J. Watt 3, Bud Dupree 1, Alex Highsmith 1, Henry Mondeaux 1
11/15	Cincinnati	9	T.J. Watt 4, Bud Dupree 2, Cameron Heyward 2, Robert Spillane 1
11/22	at Jacksonville	7	Bud Dupree 2, T.J. Watt 2, Cameron Heyward 1, Henry Mondeaux 1, Stephon Tuitt 1
12/02	Baltimore	5	T.J. Watt 3, Tyson Alualu 1, Cameron Heyward 1
12/07	Washington	10	T.J. Watt 4, Cameron Heyward 2, Robert Spillane 2, Marcus Allen 1, Stephon Tuitt 1
12/13	at Buffalo	5	T.J. Watt 2, Tyson Alualu 1, Alex Highsmith 1, Avery Williamson 1
12/21	at Cincinnati	6	Stephon Tuitt 3, Marcus Allen 1, Alex Highsmith 1, T.J. Watt 1
12/27	Indianapolis	8	Cameron Heyward 2, Alex Highsmith 2, Stephon Tuitt 2, T.J. Watt 1, Avery Williamson 1
01/03	at Cleveland	4	Jayrone Elliott 1, Alex Highsmith 1, Stephon Tuitt 1, Chris Wormley 1
TOTALS		137	T.J. WATT 41, STEPHON TUITT 25, CAMERON HEYWARD 19, BUD DUPREE 15, ALEX HIGHSMITH 6, TYSON ALUALU 5, MIKE HILTON 5, VINCE WILLIAMS 4, ROBERT SPILLANE 3, CHRIS WORMLEY 3, MARCUS ALLEN 2, HENRY MONDEAUX 2, DEVIN BUSH 2, AVERY WILLIAMSON 2, TERRELL EDMUNDS 1, ISAIAH BUGGS 1, JAYRONE ELLIOTT 1

PASSES DEFENSED

DATE	OPPONENT	PD	PLAYERS
09/14	at N.Y. Giants	5	T.J. Watt 2, Bud Dupree 1, Cameron Heyward 1, Mike Hilton 1
09/20	Denver	6	Devin Bush 2, Tyson Alualu 1, Terrell Edmunds 1, Joe Haden 1, Mike Hilton 1
09/27	Houston	3	Tyson Alualu 1, Devin Bush 1, Mike Hilton 1
10/11	Philadelphia	5	Steven Nelson 2, Terrell Edmunds 1, Joe Haden 1, Stephon Tuitt 1
10/18	Cleveland	7	Joe Haden 3, Tyson Alualu 1, Terrell Edmunds 1, Minkah Fitzpatrick 1, Cameron Sutton 1
10/25	at Tennessee	6	Terrell Edmunds 2, Cameron Sutton 2, Joe Haden 1, T.J. Watt 1
11/01	at Baltimore	4	Robert Spillane 2, Minkah Fitzpatrick 1, Alex Highsmith 1
11/08	at Dallas	5	T.J. Watt 3, Minkah Fitzpatrick 2
11/15	Cincinnati	4	Joe Haden 3, Steven Nelson 1
11/22	at Jacksonville	8	Terrell Edmunds 2, Minkah Fitzpatrick 2, Tyson Alualu 1, Bud Dupree 1, Cameron Sutton 1, Stephon Tuitt 1
12/02	Baltimore	3	Minkah Fitzpatrick 2, Joe Haden 1

12/07	Washington	8	Robert Spillane 2, Terrell Edmunds 1, Minkah Fitzpatrick 1, Joe Haden 1, Cameron Heyward 1, Mike Hilton 1, Cameron Sutton 1
12/13	at Buffalo	8	Steven Nelson 3, Cameron Sutton 2, Cameron Heyward 1, Mike Hilton 1, T.J. Watt 1
12/21	at Cincinnati	4	Steven Nelson 2, Joe Haden 1, Cameron Sutton 1
12/27	Indianapolis	4	Mike Hilton 2, Minkah Fitzpatrick 1, Stephon Tuitt 1
01/03	at Cleveland	4	Tyson Alualu 1, Sean Davis 1, Minkah Fitzpatrick 1, Steven Nelson 1
TOTALS		84	JOE HADEN 12, MINKAH FITZPATRICK 11, STEVEN NELSON 9, CAMERON SUTTON 8, TERRELL EDMUNDS 8, MIKE HILTON 7, T.J. WATT 7, TYSON ALUALU 5, ROBERT SPILLANE 4, CAMERON HEYWARD 3, STEPHON TUITT 3, DEVIN BUSH 3, BUD DUPREE 2, SEAN DAVIS 1, ALEX HIGHSMITH 1

LEGEND: CAPS=Starter. P=Player was a substitution. SI=On Inactive List. X=Did Not Play (Non-injury). PS=Practice Squad. IR=Injured Reserve. R/C19=Reserve/COVID-19. NOT=Not on Roster. *=With Other Team

2020 REGULAR SEASON													
OFFENSE													
DATE	OPPONENT	WT	LT	LG	G	Z	RG	RT	OT	TE	T	QB	RB
9/14	at N.Y. Giants	<u>Diontae Johnson</u> / JuJu Smith-Schuster/ James Washington	--	--	--	Maurkice Pouncey/ Stefen Wisniewski	--	--	Zach Banner/ Matt Feiler/ Alejandro Villanueva	Vance McDonald	--	Ben Roethlisberger	James Conner
9/20	Denver	<u>Diontae Johnson</u> / JuJu Smith-Schuster	--	--	Kevin Rodas	Maurkice Pouncey	--	--	Matt Feiler/ Alejandro Villanueva	Eric Ebron/ Vance McDonald	--	Ben Roethlisberger	James Conner
9/27	Houston	Diontae Johnson/ JuJu Smith-Schuster	--	--	David DeCastro	Maurkice Pouncey	--	--	Matt Feiler/ Alejandro Villanueva	Eric Ebron/ Vance McDonald	--	Ben Roethlisberger	James Conner
10/11	Philadelphia	<u>Chase Claypool</u> / Diontae Johnson/ JuJu Smith-Schuster	--	--	David DeCastro	Maurkice Pouncey	--	--	Matt Feiler/ Alejandro Villanueva	Eric Ebron	--	Ben Roethlisberger	--
10/18	Cleveland	<u>Chase Claypool</u> / Diontae Johnson/ James Washington	--	--	--	Maurkice Pouncey	--	--	Matt Feiler/ Alejandro Villanueva	Eric Ebron/ Vance McDonald	--	Ben Roethlisberger	James Conner
10/25	at Tennessee	<u>Chase Claypool</u> / Diontae Johnson/ JuJu Smith-Schuster	--	--	David DeCastro	Maurkice Pouncey	--	--	Matt Feiler/ Alejandro Villanueva	Eric Ebron	--	Ben Roethlisberger	James Conner
11/1	at Baltimore	Diontae Johnson/ JuJu Smith-Schuster	Alejandro Villanueva	Matt Feiler	--	Maurkice Pouncey	David DeCastro	Chukwuma Okorafor	--	Eric Ebron/ Vance McDonald	--	Ben Roethlisberger	James Conner
11/8	at Dallas	Diontae Johnson/ JuJu Smith-Schuster/ James Washington	--	--	David DeCastro	Maurkice Pouncey	--	--	Matt Feiler/ Alejandro Villanueva	Vance McDonald	--	Ben Roethlisberger	James Conner
11/15	Cincinnati	Diontae Johnson/ JuJu Smith-Schuster/ James Washington	--	--	David DeCastro	Maurkice Pouncey	--	--	Matt Feiler/ Alejandro Villanueva	Eric Ebron	--	Ben Roethlisberger	James Conner
11/22	at Jacksonville	Diontae Johnson/ JuJu Smith-Schuster	--	--	David DeCastro	Maurkice Pouncey	--	--	Matt Feiler/ Alejandro Villanueva	Eric Ebron/ Zach Gentry	--	Ben Roethlisberger	James Conner
12/2	Baltimore	Diontae Johnson/ JuJu Smith-Schuster/ Ray-Ray McCloud	Alejandro Villanueva	Matt Feiler	--	J.C. Hassenaue	David DeCastro	Chukwuma Okorafor	--	Vance McDonald	--	Ben Roethlisberger	Benny Snell Jr.
12/7	Washington	<u>Chase Claypool</u> / James Washington	--	--	David DeCastro	J.C. Hassenaue	--	--	Matt Feiler/ Alejandro Villanueva	Eric Ebron/ Vance McDonald	--	Ben Roethlisberger	Benny Snell Jr.
12/13	at Buffalo	Diontae Johnson/ JuJu Smith-Schuster	--	--	David DeCastro	Maurkice Pouncey	--	--	Matt Feiler/ Alejandro Villanueva	Vance McDonald	--	Ben Roethlisberger	James Conner
12/21	at Cincinnati	Diontae Johnson/ JuJu Smith-Schuster/ James Washington	--	--	David DeCastro	J.C. Hassenaue/ Maurkice Pouncey	--	--	Alejandro Villanueva	Vance McDonald	--	Ben Roethlisberger	Benny Snell Jr.
12/27	Indianapolis	<u>Chase Claypool</u> / Diontae Johnson/ JuJu Smith-Schuster	--	--	David DeCastro	Maurkice Pouncey	--	--	Alejandro Villanueva	Vance McDonald	--	Ben Roethlisberger	Jaylen Samuels
1/3	at Cleveland	<u>Chase Claypool</u> / James Washington	--	--	David DeCastro	J.C. Hassenaue	--	--	Alejandro Villanueva	Vance McDonald/ Kevin Rader	--	Mason Rudolph	James Conner

2020 REGULAR SEASON							
DEFENSE							
DATE	OPPONENT	DE	DT	LB	CB	S	
9/14	at N.Y. Giants	Tyson Alualu/ Stephon Tuitt	Cameron Heyward	Devin Bush/ T.J. Watt/ Vince Williams	Joe Haden/ Steven Nelson	Terrell Edmunds/ Minkah Fitzpatrick	
9/20	Denver	Stephon Tuitt	Cameron Heyward	Devin Bush/ T.J. Watt/ Vince Williams	Joe Haden/ Mike Hilton/ Steven Nelson	Terrell Edmunds/ Minkah Fitzpatrick	
9/27	Houston	Stephon Tuitt	Cameron Heyward	Devin Bush/ T.J. Watt/ Vince Williams	Joe Haden/ Mike Hilton/ Steven Nelson	Terrell Edmunds/ Minkah Fitzpatrick	
10/11	Philadelphia	Tyson Alualu/ Stephon Tuitt	Cameron Heyward	Devin Bush/ T.J. Watt/ Vince Williams	Joe Haden/ Mike Hilton/ Steven Nelson	Minkah Fitzpatrick	
10/18	Cleveland	Tyson Alualu/ Stephon Tuitt	Cameron Heyward	Devin Bush/ T.J. Watt/ Vince Williams	Joe Haden/ Steven Nelson	Terrell Edmunds/ Minkah Fitzpatrick	
10/25	at Tennessee	Stephon Tuitt/ Tyson Alualu	Cameron Heyward	Robert Spillane/ Bud Dupree/ T.J. Watt/ Vince Williams	Steven Nelson/ Joe Haden	Terrell Edmunds/ Minkah Fitzpatrick	
11/1	at Baltimore	Tyson Alualu/ Stephon Tuitt	Cameron Heyward	Bud Dupree/ Robert Spillane/ T.J. Watt/ Vince Williams	Joe Haden/ Steven Nelson	Terrell Edmunds/ Minkah Fitzpatrick	
11/8	at Dallas	Isaiah Bugbs/ Stephon Tuitt	Cameron Heyward	Bud Dupree/ Robert Spillane/ T.J. Watt/ Vince Williams	Joe Haden/ Steven Nelson/ Cameron Sutton	Minkah Fitzpatrick	
11/15	Cincinnati	Stephon Tuitt	Cameron Heyward	Bud Dupree/ Robert Spillane/ T.J. Watt/ Vince Williams	Joe Haden/ Steven Nelson/ Cameron Sutton	Terrell Edmunds/ Minkah Fitzpatrick	
11/22	at Jacksonville	Tyson Alualu/ Stephon Tuitt	Cameron Heyward	Bud Dupree/ Robert Spillane/ T.J. Watt/ Vince Williams	Joe Haden/ Steven Nelson	Terrell Edmunds/ Minkah Fitzpatrick	
12/2	Baltimore	Tyson Alualu	Cameron Heyward	Bud Dupree/ Robert Spillane/ T.J. Watt/ Vince Williams	Joe Haden/ Mike Hilton/ Steven Nelson	Terrell Edmunds/ Minkah Fitzpatrick	
12/7	Washington	Stephon Tuitt	Cameron Heyward	Alex Highsmith/ Robert Spillane/ T.J. Watt/ Vince Williams	Joe Haden/ Mike Hilton/ Cameron Sutton	Terrell Edmunds/ Minkah Fitzpatrick	
12/13	at Buffalo	Stephon Tuitt	Cameron Heyward	Marcus Allen/ Alex Highsmith/ T.J. Watt/ Avery Williamson	Mike Hilton/ Steven Nelson/ Cameron Sutton	Terrell Edmunds/ Minkah Fitzpatrick	
12/21	at Cincinnati	Tyson Alualu/ Stephon Tuitt	Cameron Heyward	Marcus Allen/ Alex Highsmith/ T.J. Watt/ Avery Williamson	Joe Haden/ Steven Nelson	Terrell Edmunds/ Minkah Fitzpatrick	
12/27	Indianapolis	Tyson Alualu/ Stephon Tuitt	Cameron Heyward	Alex Highsmith/ T.J. Watt/ Avery Williamson/ Vince Williams	Joe Haden/ Steven Nelson/ Cameron Sutton	Minkah Fitzpatrick	
1/3	at Cleveland	Tyson Alualu/ Stephon Tuitt	--	Olasunkanmi Adeniyi/ Alex Highsmith/ Vince Williams/ Avery Williamson	Steven Nelson/ Cameron Sutton	Sean Davis/ Minkah Fitzpatrick	

Rookies underlined.



HISTORY

PITTSBURGH STEELERS

2021

MEDIA GUIDE



Steelers History

The fifth-oldest franchise in the NFL, the Steelers were founded on July 8, 1933, by Arthur Joseph Rooney. Originally named the Pittsburgh Pirates, they were a member of the Eastern Division of the 10-team NFL. The other four current NFL teams in existence at that time were the Chicago (Arizona) Cardinals, Green Bay Packers, Chicago Bears and New York Giants.

One of the great pioneers of the sports world, Art Rooney passed away on August 25, 1988, following a stroke at the age of 87. "The Chief", as he was affectionately known, is enshrined in the Pro Football Hall of Fame and is remembered as one of Pittsburgh's great people.

Born on January 27, 1901, in Coulterville, Pa., Art Rooney was the oldest of Daniel and Margaret Rooney's nine children. He grew up in Old Allegheny, now known as Pittsburgh's North Side, and until his death he lived on the North Side, just a short distance from where Three Rivers Stadium stood.

Rooney attended St. Peter's Parochial School and Duquesne University Prep School. He studied collegiately at Indiana (Pa.) Normal, which is now Indiana University of Pennsylvania, as well as at Georgetown and Duquesne.

An exceptional all-around athlete, Rooney held middleweight and welterweight titles from the AAU Boxing Championships and was named to the U.S. Olympic Boxing Team in 1920, although he did not participate in the Olympic Games. He played minor league baseball from 1920-25 before a promising career was cut short by an arm injury. Rooney continued playing football for several semi-pro teams in the Pittsburgh area. He was married on June 11, 1931, to Kathleen McNulty, and the couple had five sons — Daniel, Art Jr., Tim, John and Pat. In 1964, Rooney was inducted into the Pro Football Hall of Fame for his contributions to the growth of the NFL and the Pittsburgh Steelers.

By the mid-1960s, Rooney had begun to turn over much of the operation of the Steelers to his oldest son, Dan. After having worked in every area of the organization since 1955, Daniel M. Rooney was named president of the Steelers in 1975. In 2000, Dan Rooney was inducted into the Pro Football Hall of Fame. He joined his father Art to form only the second father-son tandem to be inducted into the Hall of Fame. The late New York Giants owners Wellington Mara and his father Tim were the first.

Late Steelers' Chairman, Ambassador Dan Rooney spent 54 consecutive years with the organization before being named U.S. Ambassador to Ireland in 2009 by President Barack Obama. Rooney was required to move to Ireland in 2009 to fulfill his duties as ambassador.

As an NFL owner, Dan Rooney was widely recognized as one of the league's most influential executives and one of Pittsburgh's leading contributors to civic affairs. Among his community activities, Dan Rooney was the co-founder of the

American Ireland Fund, and he was a board member of the United Way of America, the American Diabetes Association, the Pittsburgh History and Landmarks Foundation, the Extra Mile Foundation and the University of Pittsburgh Medical Center.

Dan Rooney was a member of several NFL committees over 30-plus years. He served on the board of directors for the NFL Trust Fund, NFL Films and the Scheduling Committee. He was appointed chairman of the Expansion Committee in 1973, which considered new franchise locations and directed the addition of Seattle and Tampa Bay as expansion teams in 1976.

In 1976, Rooney was also named chairman of the Negotiating Committee, and in 1982 he contributed to the negotiations for the Collective Bargaining Agreement for the NFL and the Players' Association. He again played a key role in the labor agreement reached between NFL owners and players in 1993. Rooney was also largely responsible for developing the realignment plan and scheduling format that the NFL adopted prior to the 2002 season. In October 2002, he was also chairman of the NFL's Diversity in the Workplace Committee. Rooney was also Chairman of the Hall of Fame Committee. In February 1999, he was named the recipient of the Philadelphia Maxwell Football Club's Francis J. "Reds" Bagnell Award for outstanding contributions to the game of football.

Daniel M. Rooney was born on Pittsburgh's North Side on July 20, 1932. He was also a 1950 graduate of North Catholic High School, where he played quarterback on the varsity football team. Rooney passed away on April 13, 2017 at the age of 84, survived by his wife of 66 years, Patricia, and seven of their nine children, 20 grandchildren and five great-grandchildren.

Dan Rooney was named Steelers' Chairman Emeritus in July 2009 after he was named United States Ambassador to Ireland. Rooney served as United States Ambassador until late 2012.


In 2003, Dan Rooney officially turned over the title of Steelers' team president to his oldest son, Arthur J. Rooney II, who had previously served as the team's president and general counsel. A 1978 graduate of the University of Pittsburgh where he majored in political science, Art II received his law degree from Duquesne University School of Law in 1982. He currently serves as Chairman of the NFL's Stadium Workplace Diversity Committee as well as the Chair of the NFL Compensation Committee. He also serves on additional NFL committees including the Legislative Committee, the Management Council Executive Committee, the International Committee, Health & Safety Advisory Committee, and the NFL Foundation.

Art Rooney II is also very active in the Pittsburgh community, devoting a substantial amount of his time to various organizations. He currently serves on the boards of the Pittsburgh Public Theater, Saint Vincent College, Senator John Heinz Western PA History Center, and the United Way of Southwestern Pennsylvania.



1901

January 27 – Arthur J. Rooney Sr. is born in Coulterville, Pa. He would eventually be affectionately known as "The Chief."



1933

July 8 – The Pittsburgh Pirates are founded by The Chief.

1933


Ray Kemp becomes the first African-American to play for the Steelers.



1932

July 20 – Daniel Milton Rooney is born on Pittsburgh's North Side.

Steelers History

ART
ROONEY

1930s After founding the Pirates in 1933, Art Rooney watched his club struggle through its first seven seasons with just 22 wins and five different head coaches. While home games were played at Forbes Field, Rooney often took his team to such cities as Johnstown, Latrobe, Youngstown, New Orleans and Louisville in the 1930s due to competition with baseball and college football.

In 1938, Rooney signed Colorado All-America Byron "Whizzer" White to a \$15,800 contract, making White the first "big money" player in the NFL. White led the League in rushing that year and became one of the NFL's most illustrious alumni. He served 31 years as a Justice of the United States Supreme Court before retiring in 1993.

1940s In 1940, Rooney changed the team name to the Pittsburgh Steelers, representing the heritage of Pittsburgh. The first winning record in the organization's history came in 1942 when head coach Walt Kiesling led the Steelers to a 7-4 finish with the league-leading rushing of rookie Bill Dudley. But the next year, Dudley joined the Armed Forces along with many other NFL players as the nation went to war. With rosters depleted, Rooney merged the Steelers with the Philadelphia Eagles in 1943 (Phil-Pitt "Steagles") and with the Chicago Cardinals (Card-Pitt) in 1944.



Rooney hired legendary Pitt coach Jock Sutherland in 1946, and Dudley returned from the war to earn NFL MVP honors, leading the League in rushing, interceptions and punt returns. Today, Dudley is a member of the Pro Football Hall of Fame.

Sutherland led the 1947 Steelers to an 8-4 record and a share of the Eastern division title, but they lost their first-ever postseason game 21-0 to Philadelphia. Sutherland died suddenly the following spring while on a scouting trip.

1950s Succeeding Sutherland, John Michelosen was head coach for the 1948-51 seasons, compiling a 20-26-2 record. In 1952, Joe Bach returned for his second stint with the Steelers, having coached the team previously in 1935-36. The Steelers became the last team to abandon the single wing for the T-formation in 1952.

Bach resigned for health reasons following the 1954 season and was replaced by assistant coach Walt Kiesling, who had been the Steelers' head coach twice previously. Kiesling's three stints covered the 1939-40, 1941-44 and the 1954-56 campaigns.

**1957**

Lowell Perry becomes the NFL's first African-American assistant coach.

**1938**

Byron "Whizzer" White was paid an unheard-of \$15,800 to play one season for the Steelers.

**1940**

The Pittsburgh Pirates are officially renamed the Pittsburgh Steelers.

1942

November 22 – The Steelers defeat the Chicago Cards 19-3 to clinch their first winning season in team history.

**1943**

The Pittsburgh Steelers merge with the Philadelphia Eagles to form the "Steagles" as many rosters were depleted due to World War II.

1944

The Pittsburgh Steelers merge with the Chicago Cardinals (Card-Pitt) as many rosters were still depleted due to World War II.

1947

December 21 – The Steelers play their first postseason game, a 21-0 setback to the Philadelphia Eagles in the Eastern Division Playoffs.

Steelers History

1960s Buddy Parker was named head coach in 1957 and over the next eight years he led the Steelers to five non-losing seasons. Hall of Fame quarterback Bobby Layne led the team through three of those campaigns, leading the Steelers to a 9-5 mark and a playoff game versus Detroit in 1962, which the Steelers lost 17-10. Parker completed his tenure with a 51-48-6 record and ranks fourth among all-time Steelers coaches for career wins.

On October 25, 1964, the Steelers made team history when they retired jersey No. 70 in honor of former defensive tackle Ernie Stautner. Stautner, who was inducted into the Pro Football Hall of Fame in 1969, became the first Steelers player to have his jersey retired.

Brief head coaching stints by Mike Nixon in 1965 and Bill Austin from 1966-68 preceded the hiring of 37-year-old Chuck Noll on January 27, 1969. Noll began to rebuild the Steelers through the draft, starting with the defense when he selected defensive tackle Joe Greene with his first choice in 1969. Today, Greene is a member of the Pro Football Hall of Fame, and joined Stautner as the only two players to have their jerseys retired by the team. Greene's No. 75 was officially retired on November 2, 2014.

**1964**

October 25 – The Steelers retire Ernie Stautner's No. 70, becoming the first jersey number to be retired in team history.



1970s A 1-13 record in 1969 gave the Steelers the first overall choice in the 1970 draft, with which Noll addressed the offense by selecting quarterback Terry Bradshaw, another Hall of Famer, after the Steelers won the first selection by winning a coin toss with the Chicago Bears. Cornerback Mel Blount was added in the third round that year, followed by linebacker Jack Ham in 1971 and running back Franco Harris in 1972. In all, Noll drafted 10 players who are now enshrined in the Hall of Fame including three in his first 20 picks and four of his first 38.



Two significant changes took place in 1970. The Steelers moved from the NFL Century Division to the AFC Central with the merger of the American Football League and the NFL. The Steelers also moved into a new home as Three Rivers Stadium opened. Previously, the Steelers had played home games at Forbes Field from 1933-57 and at both Forbes Field and Pitt Stadium from 1958-63. From 1964-69, the Steelers played at Pitt Stadium until Three Rivers opened in 1970.

Gradual improvement in the early 1970s resulted in the team's first division title in 1972 with an 11-3 record. In the first playoff game at Three Rivers, the Steelers defeated the Oakland Raiders 13-7 with Franco Harris' "Immaculate Reception" in the final minute. Despite a 21-17 loss the following week to the undefeated Miami Dolphins, the Steelers had reached a new plateau.

1970

August 28 – Pittsburgh defeats the New York Giants, 21-6, in the first preseason game at Three Rivers Stadium.

**1969**

January 27 – Chuck Noll is named head coach of the Steelers.

**1969**

January 28 – "Mean" Joe Greene is selected by the Steelers in the first round of the NFL Draft.

**1970**

The Pittsburgh Steelers move from the NFL Century Division to the AFC Central with the merger of the American Football League and the NFL.

1970

September 20 – The Steelers fall to the Houston Oilers 19-7 in their first regular-season game at Three Rivers Stadium.

**1972**

December 23 – The Steelers win their first playoff game in dramatic fashion with a 13-7 victory over the Oakland Raiders on Franco Harris' "Immaculate Reception."

Steelers History

**Super Bowl X, Steelers 21, Cowboys 17**

It took 40 years for the Steelers to finally win their first division title, but over the next decade they achieved a level of success unprecedented in professional football.

In 1973, the Steelers won a wild card playoff berth with a 10-4 record. Oakland avenged their loss from the previous year, however, with a 33-14 defeat of the Steelers in the playoffs.

The Steelers won their first of six consecutive AFC Central titles in 1974 and marched past Buffalo (32-14) and Oakland (24-13) en route to their first Super Bowl appearance in Super Bowl IX. The fierce Pittsburgh defense led the way to a 16-6 victory over the Minnesota Vikings, and Art Rooney was presented the Vince Lombardi Trophy for the first time.

In 1975, the Steelers won 11 straight games to finish 12-2 and claimed their second-consecutive division crown. After defeating Baltimore (28-10) and Oakland (16-10) in the playoffs, the Steelers became the third team in NFL history, joining Green Bay and Miami, to win back-to-back Super Bowls with a 21-17 defeat of the Dallas Cowboys in Super Bowl X.

1974

January 29, 1974 – The Steelers select future Hall of Famers Lynn Swann (first round), Jack Lambert (second), John Stallworth (fourth) and Mike Webster (fifth) in the NFL Draft. Many consider it the best draft in NFL history. Following the draft, the Steelers also signed free agent Donnie Shell, who was inducted into the Hall of Fame in 2020.



Lynn Swann



Jack Lambert



John Stallworth



Mike Webster

1975

January 12 – Pittsburgh defeats the Minnesota Vikings 16-6 to capture the team's first Super Bowl victory in Super Bowl IX in New Orleans' Tulane Stadium.

**1975**

Dan Rooney is named President of the Pittsburgh Steelers.

1979

January 21 – Pittsburgh defeats the Dallas Cowboys 35-31 in Super Bowl XIII in Miami, Fla., becoming the first team to win three Super Bowls.

The 1976 Steelers struggled to a 1-4 start before reeling off nine straight victories, including five shutouts, to win the division with a 10-4 mark. They defeated Baltimore 40-14 in the playoffs, but lost to Oakland 24-7 after both starting running backs, Franco Harris and Rocky Bleier, were injured. The following year the Steelers dropped a 34-21 decision to Denver in the first round of the playoffs after posting a 9-5 regular-season record.

In 1978, the Steelers made history after a league-best 14-2 regular season and playoff wins versus Denver (33-10) and Houston (34-5). Their 35-31 Super Bowl XIII win versus Dallas made the Steelers the first team to win three Super Bowls.

Yet another standard was set the following year when the 1979 Steelers defeated the Los Angeles Rams 31-19 in Super Bowl XIV to make them the first team in history to win four Super Bowls and the only team to win back-to-back Super Bowls twice. The Super Bowl victory followed a 12-4 regular season and playoff wins versus Miami (34-14) and Houston (27-13). With six consecutive AFC Central crowns, eight straight years of playoff appearances and four Super Bowl championships, the Steelers were tagged the "Team of the Decade" for the 1970s.

The 1970's Steelers were tagged "Team of the Decade."

**1976**

January 18 – The Steelers win their second consecutive league championship with a 21-17 victory over the Dallas Cowboys in Super Bowl X in Miami, Fla.



Steelers History

1980s As the 1980s opened, the Steelers stumbled, failing to make the playoffs in 1980 and 1981 with records of 9-7 and 8-8.

In 1982, the Steelers celebrated the team's 50th anniversary by qualifying for the playoffs with a 6-3 finish in a strike-interrupted season. During the season an anniversary banquet was held to commemorate the team's first 50 seasons and to honor the Steelers' all-time team as selected by fan voting. Thousands of fans were attracted to Pittsburgh for a week of activities and exhibits before the anniversary season was ended by San Diego's 31-28 win in the playoffs. This would be the last playoff game at Three Rivers Stadium until the 1992 season, a span of 10 years.

The 1983 Steelers won their eighth division title with a 10-6 record, but fell in the postseason, 38-10, to the Los Angeles Raiders. The following year the Steelers won their ninth division crown and the team advanced to the AFC Championship game with a 24-17 playoff win at Denver. A 45-28 loss to Miami in the AFC Championship game prevented the Steelers from a fifth Super Bowl appearance.

The Steelers' streak of 13 consecutive non-losing seasons came to an end in 1985 with a 7-9 finish, followed by a 6-10 record in 1986. Playoff hopes remained alive in 1987 until the Steelers lost their last two games to finish 8-7 during the strike-shortened season.

In 1988, the team suffered through its worst campaign in 19 years with a 5-11 record. The next season got off to a similar start with losses of 51-0 and 41-10 in the first two games. But the young team fought back to finish 9-7 and earn a wild card playoff berth on the season's final weekend. An exciting 26-23 overtime playoff win in Houston was followed by a heartbreaking 24-23 divisional playoff loss at Denver in which the Steelers led until the final minutes.



STEELERS
vs.
RAMS

1990s A 9-7 finish in 1990 left the Steelers in a three-way tie for the AFC Central lead, but they were eliminated from playoff contention by a 2-4 division record. The 1991 team finished second in the division despite a 7-9 record, winning the last two games under Noll at home against the Cincinnati Bengals and Cleveland Browns.

On December 26, 1991, Noll announced his retirement from football after 39 consecutive seasons, the last 23 as the Steelers' head coach, which made him one of only four men to coach the same team for 23 consecutive years. He left as the fifth-winningest coach in NFL history with an overall record of 209-156-1, and as the only coach to win four Super Bowls. Noll was rewarded in 1993 with his election to the Pro Football Hall of Fame in his first year of eligibility.

A new era began in 1992 with the retirement of Noll and the arrival of 34-year-old Bill Cowher, the National Football League's youngest head coach at the time he assumed control. In the first season of the new era, the Steelers won the AFC Central division crown for the first time since 1984 with an 11-5 record. While the team enjoyed new-found success, Cowher was recognized by the Associated Press as the NFL's Coach of the Year and six Steelers were selected to the Pro Bowl, the most in more than a decade.

Under Cowher the Steelers became the first AFC team since the 1970 merger to claim its 10th division title. Their 11-5 record equaled the best in the conference and gave the Steelers home field advantage throughout the playoffs. However, in the first postseason game at Three Rivers Stadium in exactly 10 years, the Steelers were defeated by eventual AFC Champion Buffalo, 24-3.



TONY DUNGY

1980

January 6 – The Steelers weather the Pittsburgh elements as they defeat the Houston Oilers at a rain-soaked Three Rivers Stadium to advance to Super Bowl XIV.

**1980**

January 20 – The Steelers win their fourth Super Bowl championship by defeating the Los Angeles Rams 31-19 in Super Bowl XIV in Pasadena, Calif. They would be named the "Team of the Decade" of the 1970s.

1984

Tony Dungy is named defensive coordinator for the Steelers, becoming the NFL's first African-American coordinator.

1987

August 8 – "Mean" Joe Greene becomes the first player of the 1970s Steelers' teams to be inducted into the Pro Football Hall of Fame.

Steelers History



STEELERS HISTORY

In 1992, 34-year-old Bill Cowher became the National Football League's youngest head coach at the time.

In his first season, the Steelers won the AFC Central division crown for the first time since 1984.

In 1993, the Steelers earned a wild card playoff berth, marking their first consecutive playoff appearances since the 1983-84 seasons. A 9-7 record was good for second place in the division, but the season ended in a 27-24 overtime loss at Kansas City in the AFC Wild Card game.

The 1994 Steelers won seven of their final eight regular-season games for their strongest finish since 1978. They captured their second division title in three years with an AFC-best 12-4 record. After a 29-9 victory over the Cleveland Browns in the first round of the playoffs, Pittsburgh hosted its first AFC Championship game since 1979. The game went down to the wire and the Steelers lost to the San Diego Chargers 17-13.

1995 AFC Championship, **Steelers 20, Colts 16**

At 38, Bill Cowher became the youngest head coach to lead his team to a Super Bowl appearance in 1995. Along the way, Cowher's team captured their third AFC Central division title in four years, made their fourth straight playoff appearance and won the Steelers' first AFC title since 1979. After a first-round bye, they defeated the Buffalo Bills (40-21) and the Indianapolis Colts (20-16), before losing to the Dallas Cowboys 27-17 in Super Bowl XXX in Tempe, Ariz.

In 1996, the Steelers finished 10-6 and earned their fifth consecutive trip to the playoffs. Cowher ended the season with 57 career victories, ranking him as the second winningest coach in team history, behind his predecessor Noll.

The Steelers captured their fourth consecutive AFC Central title in 1997 while posting an 11-5 record. They were one play away from earning their sixth Super Bowl appearance but lost to Denver 24-21 in the AFC Championship game.

In 1998, the Steelers finished a disappointing 7-9, losing their last five regular-season games and missing the playoffs for the first time under Cowher.

The Steelers suffered their second consecutive losing season in 1999, when their record fell to 6-10.



1988

August 25 – Art Rooney Sr. passes away at the age of 87 following a stroke.

1991
December 26 – Chuck Noll announces his retirement.



1992

January 21 – Bill Cowher is named head coach of the Pittsburgh Steelers.

1996

January 28 – The Steelers fall to the Dallas Cowboys 27-17 in Super Bowl XXX in Phoenix, Ariz.

Pictured: Yancey Thigpen

Steelers History

2000s After starting the 2000 season with a 0-3 record, the Steelers rebounded to finish the year at 9-7 and barely missed the playoffs.

However, 2000 will be remembered most for being the final season for the Steelers at Three Rivers Stadium. The Steelers were 4-4 during their final season at Three Rivers Stadium, including victories in four of their final six home games. The Steelers won their final game at Three Rivers 24-3 against the Washington Football Team on Dec. 16.

The Steelers finished 31 seasons at Three Rivers Stadium (1970-2000) with a 182-72 home record, including the postseason. The Steelers recorded their largest regular-season home attendance figures (440,428) since 1998 in the final season, including a season-high 58,183 fans during the final game in stadium history.

The Steelers began a new era in team history in 2001 with the opening of their new stadium, Heinz Field. The Steelers posted an AFC-best 13-3 regular-season record, including a 7-1 mark at home, and advanced to the AFC Championship Game.

The inaugural game at Heinz Field was originally scheduled to be a nationally televised Sunday Night game on Sept. 16. However, the September 11 terrorist attacks on America forced the NFL to postpone all games that weekend — which were eventually rescheduled for the end of the season. As a result, the Steelers opened Heinz Field on Sunday, Oct. 7 with a 16-7 win against the Cincinnati Bengals.

**2003**

Art Rooney II is named President of the Pittsburgh Steelers.

The Steelers defeated the defending Super Bowl Champion Baltimore Ravens 27-10 in the AFC Divisional Playoffs, in the first-ever postseason game played at Heinz Field. However, they suffered a disappointing 24-17 loss at home in the AFC Championship Game to the eventual Super Bowl Champion New England Patriots.

After an 0-2 start in 2002, the Steelers rallied to make the playoffs for the second consecutive season. However, the team's Super Bowl hopes ended when they lost, 34-31, in overtime to the Tennessee Titans on the road.

728 Home Win Percentage At Heinz Field

2000

December 16 – The Steelers defeat the Washington Football Team 24-3 in the final game at Three Rivers Stadium.

**2000**

July 29 – Dan Rooney is inducted into the Pro Football Hall of Fame.

2001

August 25 – Pittsburgh defeats the Detroit Lions 20-7 in its first preseason game at Heinz Field.

**2003**

October 26 – The Steelers host the St. Louis Rams at Heinz Field, marking the 1,000th game in team history.

Steelers History

The Steelers began the 2003 season with a 34-15 victory against AFC North rival Baltimore Ravens. However, the team never regained that magic and finished the year with a 6-10 record and missed the playoffs for the first time in three seasons.

The Steelers set a team record in 2004 by becoming the first AFC team to win 15 games (15-1) in the regular season. They ultimately advanced to the AFC Championship Game where they lost to the New England Patriots, 41-27. Nine Steelers were selected to play in the AFC-NFC Pro Bowl, the team's most since the 1979 season.

Pittsburgh found itself sitting at 7-5 after 12 games in 2005, but rallied to win its final four regular-season games to earn the AFC's sixth seed in the playoffs. The Steelers then won an unprecedented three straight road playoff games to gain a berth in Super Bowl XL in Detroit versus the Seattle Seahawks.



2006

February 5 – The Pittsburgh Steelers win their fifth Super Bowl title with a 21-10 victory over the Seattle Seahawks in Super Bowl XL in Detroit.



2007

January 5 – Bill Cowher steps down as head coach of the Pittsburgh Steelers.

January 22 – Mike Tomlin is named head coach of the Pittsburgh Steelers.



Mike Tomlin was hired on January 22, 2007.

The Steelers captured their fifth Super Bowl title with a 21-10 victory over the Seahawks as wide receiver Hines Ward was named MVP finishing with five receptions for 123 yards. Ward also hauled in a game-clinching 43-yard TD pass from Antwaan Randle El on a gadget play midway through the fourth quarter.

The 2006 season saw the Bill Cowher era come to an end with the Steelers finishing the season winning six of their final eight games to post an 8-8 record on the year.

On January 5, 2006, Bill Cowher resigned as Steelers head coach with a 161-99-1 overall record, second-best in team history.

The Steelers hired 34-year old Mike Tomlin as the team's head coach on January, 22, 2007, becoming the NFL's youngest head coach at the time.



STEELERS HISTORY

James Harrison's 100-yard interception return for a touchdown is the longest interception return in Super Bowl history and helped the Steelers earn their sixth title.

2009

February 1 – The Steelers establish an NFL record by winning their sixth Super Bowl title with a 27-23 victory over the Arizona Cardinals in Super Bowl XLIII in Tampa, Fla.



2011

January 23 – The Steelers host the N.Y. Jets in the AFC Championship Game at Heinz Field.

Steelers History



**MIKE
TOMLIN**

Tomlin became the second first-year coach in team history to make the playoffs in 2007. The Steelers finished with a 10-6 overall record and won the AFC North division title.

Tomlin became the first coach in franchise history to win a division title in each of his first two seasons when the Steelers captured their second consecutive AFC North division title with a 12-4 record in 2008. They went on to defeat the San Diego Chargers and Baltimore Ravens to gain a berth in Super Bowl XLIII in Tampa, Fla., versus the Arizona Cardinals.

The Steelers became the first NFL franchise to capture six Super Bowl titles when they defeated the Cardinals 27-23. With the victory, Tomlin became the youngest coach to win a Super Bowl in NFL history (36 years, 323 days). Wide receiver Santonio Holmes was named MVP after hauling in the game-winning six-yard touchdown pass from Ben Roethlisberger with 35 seconds remaining in regulation.

2012

The Steelers celebrate their 80th season in the NFL.



The Steelers added to their legacy, making it all the way to Super Bowl XLV after a 12-4 record during the 2010 season. The Steelers could not overcome an early 18-point deficit and fell to the Green Bay Packers 31-25. Despite the loss, the Steelers are still tied for the NFL record for most Super Bowl victories with six (New England Patriots).

The team donned a CHN commemorative patch in honor of the late Chuck Noll during the 2014 season. The team also retired Joe Greene's No. 75, all during its year of celebrating the team's 40th anniversary of its first championship with a uniform patch in 2014.

On April 13, 2017, the Steelers lost their Hall of Fame owner and Chairman, Ambassador Dan Rooney. The team donned a commemorative patch in honor of the late Mr. Rooney throughout the 2017 season.

1932 - 2017

DANIEL M. ROONEY



2011

February 6 – The Steelers fall short in their quest for their seventh Super Bowl, losing 31-25 to the Green Bay Packers in Super Bowl XLV.

2014

The Steelers retire Joe Greene's #75, only the second number in franchise history to be retired



2014

The Steelers celebrate the 40th Anniversary of the team's first championship and honor late head coach Chuck Noll.



SUPER BOWL



Pittsburgh 16



Minnesota 6

JANUARY 12, 1975 Tulane Stadium (80,997)



NEW ORLEANS — The Steelers made their first appearance in the Super Bowl and captured their first NFL Championship with a 16-6 victory over Minnesota.

The veteran Vikings, meanwhile, had been to the Super Bowl twice before. The Vikings had a savvy leader in QB Fran Tarkenton. The Steelers had a strong defense but their quarterback, Terry Bradshaw, was unproven.

The first half was dominated by defense. Pittsburgh concentrated on the middle of the Minnesota offensive line. One defensive tackle, Ernie Holmes, played over Vikings' Mick Tingelhoff, while the other tackle, Joe Greene, lined up at an angle pointed directly at Tingelhoff. Holmes sometimes took on the Vikings' center directly, allowing Greene to knife through and pursue Tarkenton. At other times, Greene would smash into Tingelhoff while Holmes looped behind him.

The only score in the first half was a safety registered by the Steelers. Fran Tarkenton fumbled a handoff to Dave Osborn, scrambled to recover the ball in the end zone, and was downed by Pittsburgh's Dwight White.

Leading 2-0, Pittsburgh kicked to Minnesota to open the second half and Vikings running back Bill Brown fumbled and Marv Kellum recovered for Pittsburgh at the Minnesota 30. The Steelers took four plays to go the distance, with Franco Harris taking the ball in from the 9-yard line.

Harris was named game MVP. He ran for 158 yards on 34 tries, while Rocky Bleier added 65 yards on 17 carries. Minnesota, meanwhile, managed only 17 yards rushing.

Denied on the ground, the Vikings weren't much better in the air. Tarkenton, under constant pressure from Greene, Holmes, White and L.C. Greenwood, completed only 11-of-26 attempts for 102 yards—an average of fewer than four yards per pass.

Despite their dominance, Pittsburgh's 9-0 lead was far from safe, and it narrowed to 9-6 in the final quarter when Matt Blair blocked Bobby Walden's punt, and Terry Brown recovered it in the end zone.

After that touchdown, Pittsburgh put the game on ice with a drive that began on its 34. The big play of the drive was a 30-yard toss from Bradshaw to Larry Brown, who later scored the final touchdown.

Soon after the ensuing kickoff, Pittsburgh's Mike Wagner intercepted a Tarkenton pass, and the Steelers held possession until the game was nearly over.

GAME SUMMARY

	1	2	3	4	F
STEELERS	0	2	7	7	16
Vikings	0	0	0	6	6
TEAM	Q	TIME	PLAY	DRIVE	SCORE
PIT	2	7:51	Safety (White downed Tarkenton in end zone)	—;—	2-0
PIT	3	13:25	Harris 9 yd. run (Gerela kick)	4-30; 1:24	9-0
MIN	4	10:33	Brown recovered blocked punt (Kick failed)	—;—	9-6
PIT	4	3:31	Brown 4 yd. pass from Bradshaw (Gerela kick)	11-66; 6:47	16-6

TEAM STATISTICS

	Steelers	Vikings
1st Downs	17 (11-5-1)	9 (2-5-2)
3rd Downs	7-18 (39%)	5-12 (42%)
4th Downs	0-2 (0%)	0-0 (0%)
Total Net Yards	333	119
Plays-Avg.	73-4.6	47-2.5
Rushing Yards	249	17
Rush Att.-Avg.	57-4.4	21-0.8
Net Passing	84	102
Att.-Comp.-Int.	14-9-0	26-11-3
Sacks By	0-0	2-12
Punts-Avg.	7-34.7	6-37.2
Penalties	8-122	4-18
Fumbles-Lost	4-2	3-2
Time of Poss.	38:47	21:13

INDIVIDUAL STATISTICS

RUSHING	Pit. — Harris 34-158, 1 TD; Bleier 17-65; Bradshaw 5-33; Swann 1-(-7). Min. — Foreman 12-18; Tarkenton 1-0; Osborn 8-(-1).
PASSING	Pit. — Bradshaw 14-9-0, 96, 1 TD. Min. — Tarkenton 26-11-3, 102.
RECEIVING	Pit. — Brown 3-49, 1 TD; Stallworth 3-24; Bleier 2-11; Lewis 1-12. Min. — Foreman 5-50; Voigt 2-31; Osborn 2-7; Gilliam 1-16; Reed 1-(-2).

SUPER
BOWL X

Pittsburgh 21



Dallas 17

JANUARY 18, 1976 *Miami Orange Bowl (80,197)*

MIAMI — What were, at the time, the two most popular teams in the NFL met in Super Bowl X, and the contrast between their styles was as great as the hue of their jerseys.

The glitzy, white-clad Dallas Cowboys—"America's Team"—combined a high-tech offense and a state-of-the-art flex defense to put on a dazzling show each Sunday. They were easy to like, and for once, they even had something of an underdog aura, having reached the Super Bowl as a Wild Card team. The black-clad Pittsburgh Steelers, out to defend their Super Bowl victory of the year before, lived by a Steel-hard defense occasionally spelled by a grind-it-out running attack that would have been at home in the NFL of the 1930s.

The Cowboys struck first when Roger Staubach zeroed in on Drew Pearson for a 29-yard touchdown pass.

Before the end of the first quarter, Pittsburgh evened the score on a seven-yard pass from Terry Bradshaw to Randy Grossman. Setting up the score was a 32-yard pass to Lynn Swann, whose health was questionable because of a concussion he had suffered in the AFC Championship Game. Swann outleaped a Dallas defender, then magically kept both feet inside the sideline to make the catch.

Dallas reclaimed the lead at 10-7 only 15 seconds into the second quarter when Toni Fritsch booted a 36-yard field goal.

Later, Pittsburgh's Roy Gerela, playing at less than 100 percent because of a cracked rib he suffered making a tackle on the opening kickoff, shanked a field-goal try and Dallas went to the locker room with a 10-7 lead.

Defense continued to dominate in the scoreless third quarter. Pittsburgh sacked Staubach seven times during the game and forced him to scramble on numerous occasions. Moreover, they pressured him into an uncharacteristic three interceptions.

One of the interceptions set up another field-goal try by Gerela, but he pulled it left from 33 yards. Dallas' Cliff Harris mockingly patted him on the helmet, only to be unceremoniously dumped on his hip pads by irate Steeler Jack Lambert. The inspired Steelers dominated after that.

In the fourth quarter, Steelers' reserve Reggie Harrison blocked Mitch Hoopes's punt. The ball rolled through the end zone for a safety to cut the Cowboys' lead to 10-9. Gerela, who'd donned a corset to protect his ribs, regained his kicking touch with field goals of 36 and 18 yards to put the Steelers in front 15-10.

With 3:02 left in the game, Bradshaw lofted a long pass to game MVP Swann, who caught the ball at the five and took it over the goal line to complete a 64-yard lightning strike. Swann finished the day with 161 yards on four catches, a 40.3 average-per-catch. Gerela missed the extra point.

It took Staubach only 1:14 to get the touchdown back, completing a drive with a 34-yard bulls-eye to Percy Howard—the only pass Howard caught during his entire career.

Terry Hanratty replaced Bradshaw, still woozy from the hit suffered after his touchdown pass to Swann, but the Steelers were stalled on a fourth-and-nine at the Dallas 41 with almost a minute and a half to go. Coach Noll feared a blocked kick and called for a Rocky Bleier run that gained only two yards. Noll was gambling that his defense could stop the Cowboys.

Trailing only 21-17, Staubach had the ball back with more time than he usually needed to negotiate 61 yards. The Cowboys reached Pittsburgh's 38. With five seconds left, Staubach launched his final pass into the end zone. Pittsburgh's Mike Wagner batted the ball, which was intercepted by Glen Edwards and the Steelers had their second consecutive Super Bowl victory.

GAME SUMMARY

	1	2	3	4	F
Cowboys	7	3	0	7	17
STEELERS	7	0	0	14	21

TEAM	Q	TIME	PLAY	DRIVE	SCORE
DAL	1	10:24	D. Pearson 29 yd. pass from Staubach (Fritsch kick)	1-24; 0:08	0-7
PIT	1	5:57	Grossman 7 yd. pass from Bradshaw (Gerela kick)	8-67; 4:16	7-7
DAL	2	14:45	Fritsch 36 yd. FG	11-46; 6:01	7-10
PIT	4	11:28	Safety (Harrison blocks kick)	—;—	9-10
PIT	4	8:41	Gerela 36 yd. FG	7-25; 2:36	12-10
PIT	4	6:37	Gerela 18 yd. FG	4-6; 1:45	15-10
PIT	4	3:06	Swann 64 yd. pass from Bradshaw (Kick failed)	3-70; 1:23	21-10
DAL	4	1:48	Howard 34 yd. pass from Staubach (Fritsch kick)	5-80; 1:06	21-17

TEAM STATISTICS

	Cowboys	Steelers
1st Downs	14 (6-8-0)	13 (7-6-0)
3rd Downs	4-15 (28%)	8-21 (38%)
4th Downs	1-1 (100%)	0-3 (0%)
Total Net Yards	270	339
Plays-Avg.	62-4.4	67-5.1
Rushing Yards	108	149
Rush Att.-Avg.	31-3.5	46-3.2
Net Passing	162	190
Att.-Comp.-Int.	24-15-3	19-9-0
Sacks By	2-19	7-42
Punts-Avg.	7-35.0	4-39.8
Penalties	2-20	0-0
Fumbles-Lost	4-0	4-0
Time of Poss.	30:30	29:30

INDIVIDUAL STATISTICS

RUSHING

Dal. — Newhouse 16-56; Staubach 5-22; Dennison 5-16; Pearson 5-14.
Pit. — Harris 27-82; Bleier 15-51; Bradshaw 4-16.

PASSING

Dal. — Staubach 24-15-3, 204, 2 TDs.
Pit. — Bradshaw 19-9-0, 209, 2 TDs.

RECEIVING

Dal. — P Pearson 5-53; Young 3-31, 1 TD; D. Pearson 2-59, 1 TD; Newhouse 2-12; Howard 1-34, 1 TD; Fugett 1-9; Dennison 1-6.
Pit. — Swann 4-161, 1 TD; Stallworth 2-8; Harris 1-26; Grossman 1-7, 1 TD; Brown 1-7.



Pittsburgh 35



Dallas 31

JANUARY 21, 1979 *Miami Orange Bowl (78,656)*



MIAMI — This was more than just the first rematch in Super Bowl history: It re-staged what many still consider the most enjoyable and dramatic Super Bowl battle to that point. Opportunity—recognizing it and capitalizing on it—was the theme. Failure to embrace it would play a hand, too. It was the Steelers, though, who managed a 35-31 victory.

Dallas had its chances. The Cowboys took a 14-7 lead in the second quarter when linebacker Mike Hegman simply took the ball away from Steelers QB Terry Bradshaw and ran 37 yards to score. But Bradshaw countered immediately with a 75-yard touchdown strike to John Stallworth.

In the third quarter, trailing 21-14, Dallas marched from its 42 to the Steelers' 10. On third-and-three, Cowboys QB Roger Staubach saw TE Jackie Smith alone in the end zone. Smith slipped and fell reaching for Staubach's pass and Dallas settled for a 27-yard field goal.

Pittsburgh scored two touchdowns early in the fourth quarter—a 22-yard run by Franco Harris and an 18-yard pass from Bradshaw to Swann. Harris' score followed a pass-interference call against Dallas CB Benny Barnes, who was covering Swann. The mistake cost the Cowboys 33 yards. Dallas did score touchdowns with 2:27 and 22 seconds to play, on passes from Staubach to TE Billy Joe Dupree and Butch Johnson, but Pittsburgh held on to win, 35-31. The two teams set a Super Bowl record for points scored.

With the victory, the Steelers became the first team to win three Super Bowls.

GAME SUMMARY

	1	2	3	4	F
STEELERS	7	14	0	14	35
Cowboys	7	7	3	14	31

TEAM	Q	TIME	PLAY	DRIVE	SCORE
PIT	1	9:47	Stallworth 28 yd. pass from Bradshaw (Gerela kick)	7-35; 3:12	7-0
DAL	1	0:00	Hill 39 yd. pass from Staubach (Septien kick)	3-41; 1:00	7-7
DAL	2	12:08	Hegman 37 yd. fumble recovery return (Septien kick)	—;—	7-14
PIT	2	10:25	Stallworth 75 yd. pass from Bradshaw (Gerela kick)	3-75; 1:43	14-14
PIT	2	0:26	Bleier 7 yd. pass from Bradshaw (Gerela kick)	5-56; 1:15	21-14
DAL	3	2:56	Septien 27 yd. FG	10-32; 4:52	21-17
PIT	4	7:10	Harris 22 yd. run (Gerela kick)	8-88; 4:58	28-17
PIT	4	6:51	Swann 18 yd. pass from Bradshaw (Gerela kick)	1-18; 0:07	35-17
DAL	4	2:23	DuPree 7 yd. pass from Staubach (Septien kick)	8-89; 4:24	35-24
DAL	4	0:22	Johnson 4 yd. pass from Staubach (Septien kick)	9-52; 2:05	35-31

TEAM STATISTICS

	Steelers	Cowboys
1st Downs	19 (2-15-2)	20 (6-13-1)
3rd Downs	9-15 (60%)	9-16 (56%)
4th Downs	0-0 (0%)	1-1 (100%)
Total Net Yards	357	317
Plays-Avg.	58-6.2	67-4.7
Rushing Yards	66	141
Rush Att.-Avg.	24-2.8	32-4.4
Net Passing	291	176
Att.-Comp.-Int.	30-17-1	30-17-1
Sacks By	5-52	4-27
Punts-Avg.	3-43.0	5-39.6
Penalties	5-35	9-89
Fumbles-Lost	2-2	3-2
Time of Poss.	26:05	33:55

INDIVIDUAL STATISTICS

RUSHING

Pit. — Harris 20-68, 1 TD; Bleier 2-3; Bradshaw 2-(-5).
Dal. — Dorsett 15-96; Newhouse 8-3; Pearson 1-(-13); Staubach 4-37; Pearson 1-6; Laidlaw 3-12.

PASSING

Pit. — Bradshaw 30-17-1, 318, 4 TDs.
Dal. — Staubach 30-17-1, 228, 3 TDs.

RECEIVING

Pit. — Swann 7-154, 1 TD; Stallworth 3-115, 2 TDs; Grossman 3-29; Harris 1-22; Bleier 1-7, 1 TD; Bell 2-21.
Dal. — Dorsett 5-44; Pearson 4-73; Hill 2-49, 1 TD; Johnson 2-30, 1 TD; Dupree 2-17, 1 TD; P. Pearson 2-15.


Pittsburgh 31

Los Angeles 19
JANUARY 20, 1980 *Rose Bowl Stadium (103,985)*


PASADENA, Calif. — There was a moment of heroism and self-sacrifice when an old warrior, Los Angeles Rams' Jack Youngblood, announced his intention to play in his team's first Super Bowl despite a fractured leg.

There was a rush of "What if?" euphoria as the underdog Rams took a 19-17 lead into the fourth quarter.

And there was cold reality: Pittsburgh, a team with as much patience as talent, struck quickly and surely for two touchdowns in the fourth quarter and it was over. The 31-19 victory was the Steelers' fourth in the Super Bowl in only six seasons.

The signature image of Super Bowl XIV is of Steelers' John Stallworth at the Rams' 32, looking back over his head for a lofty Terry Bradshaw pass, catching it in stride just over the outstretched arms of Rams' Rod Perry, and continuing into the end zone for a 73-yard touchdown.

The Steelers had taken the lead and then surrendered it in the third quarter. Bradshaw hit Lynn Swann over the middle for a 47-yard score. The Rams came back with a 24-yard halfback pass from Lawrence McCutcheon to Ron Smith that made it 19-17 before Bradshaw-to-Stallworth put Pittsburgh ahead for good.

Los Angeles intercepted Bradshaw three times, but it was the Steelers' lone interception—by Jack Lambert—that punctuated the ending. With the score 24-19 and the Rams driving, Lambert intercepted a pass from QB Vince Ferragamo at the Pittsburgh 14.

For the second year in a row, Bradshaw was named the game's most valuable player after passing for 309 yards and two touchdowns.

GAME SUMMARY

	1	2	3	4	F
Rams	7	6	6	0	19
STEELERS	3	7	7	14	31

TEAM	Q	TIME	PLAY	DRIVE	SCORE
PIT	1	7:31	Bahr 41 yd. FG	11-55; 5:05	3-0
LA	1	2:44	Bryant 1 yd. run (Corral kick)	8-59; 4:41	3-7
PIT	2	12:52	Harris 1 yd. run (Bahr kick)	9-53; 4:40	10-7
LA	2	7:21	Corral 31 yd. FG	11-67; 5:23	10-10
LA	2	0:14	Corral 45 yd. FG	9-12; 2:51	10-13
PIT	3	12:12	Swann 47 yd. pass from Bradshaw (Bahr kick)	5-61; 2:48	17-13
LA	3	10:15	Smith 24 yd. pass from McCutcheon (Kick failed)	4-77; 1:49	17-19
PIT	4	12:04	Stallworth 73 yd. pass from Bradshaw (Bahr kick)	3-75; 0:55	24-19
PIT	4	1:49	Harris 1 yd. run (Bahr kick)	7-70; 3:35	31-19

TEAM STATISTICS

	Rams	Steelers
1st Downs	16 (6-9-1)	19 (8-10-1)
3rd Downs	6-16 (38%)	9-14 (64%)
4th Downs	1-2 (50%)	0-0 (0%)
Total Net Yards	301	393
Plays-Avg.	59-5.1	58-6.8
Rushing Yards	107	84
Rush Att.-Avg.	29-3.7	37-2.3
Net Passing	194	309
Att.-Comp.-Int.	26-16-1	21-14-3
Sacks By	0-0	4-42
Punts-Avg.	5-44.0	2-42.5
Penalties	2-26	6-65
Fumbles-Lost	0-0	0-0
Time of Poss.	29:30	30:30

INDIVIDUAL STATISTICS

RUSHING

L.A. — Tyler 17-60; Bryant 6-30, 1 TD; McCutcheon 5-10; Ferragamo 1-7.
Pit. — Harris 20-46, 2 TDs; Bleier 10-25; Bradshaw 3-9; Thornton 4-4.

PASSING

L.A. — Ferragamo 25-15-1, 212; McCutcheon 1-1-0, 24, 1 TD.
Pit. — Bradshaw 21-14-3, 309, 2 TDs.

RECEIVING

L.A. — Waddy 3-75; Bryant 3-21; Tyler 3-20; Dennard 2-32; Nelson 2-20; Hill 1-28; Smith 1-24, 1 TD; McCutcheon 1-16.
Pit. — Swann 5-79, 1 TD; Stallworth 3-121, 1 TD; Harris 3-66; Cunningham 2-21; Thornton 1-22.



Dallas 27



Pittsburgh 17

JANUARY 28, 1996 Sun Devil Stadium (76,347)



TEMPE, Ariz. — After producing 10 lopsided outcomes in its last 12 editions, the Super Bowl was due for some drama. Pittsburgh was up to the task and made a game of it, but the game turned on two interceptions by the game's Most Valuable Player, Dallas' Larry Brown as the Steelers fell to the Cowboys, 27-17.

The first of Brown's interceptions came midway through the third quarter. No Steelers receiver was within 10 yards when Brown accepted Neil O'Donnell's misfired pass at the Cowboys' 38 and returned it 44 yards to the Steelers' 18. Troy Aikman's pass to Michael Irvin took Dallas to the one, and Emmitt Smith scored to give the Cowboys a 20-7 lead.

The Steelers made it 20-10 with Norm Johnson's 46-yard field goal, and then recovered an onside kick. They reduced the gap to 20-17 when Bam Morris scored from the one with 6:36 to play. With 4:15 left, Pittsburgh had the ball again at its 32 after forcing Dallas to punt.

Two plays later, Brown intercepted O'Donnell at the Steelers' 39 and returned it to the six. Smith scored from the 4-yard line two plays later, and the Cowboys had locked up their record-tying fifth Super Bowl. The Steelers never led, and Dallas scored on its first three possessions—a three-yard pass from Aikman to tight end Jay Novacek and two field goals by Chris Boniol—for a 13-0 lead. Shortly before halftime, the Steelers made it 13-7 when O'Donnell threw a six-yard touchdown pass to Yancey Thigpen.

The statistical irony of the day was that O'Donnell entered the game as the NFL's career leader in fewest interceptions per pass attempt. On the game's final play, he was intercepted for the third time.

GAME SUMMARY

	1	2	3	4	F
Cowboys	10	3	7	7	27
STEELERS	0	7	0	10	17

TEAM	Q	TIME	PLAY	DRIVE	SCORE
DAL	1	12:05	Boniol 42 yd. FG	7-47; 2:55	0-3
DAL	1	5:03	Novacek 3 yd. pass from Aikman (Boniol kick)	8-75; 4:35	0-10
DAL	2	6:03	Boniol 35 yd. FG	14-62; 8:44	0-13
PIT	2	0:13	Thigpen 6 yd. pass from O'Donnell	13-54; 3:39	7-13
DAL	3	6:42	Smith 1 yd. run (Boniol kick)	2-18; 0:36	7-20
PIT	4	11:20	Johnson 46 yd. FG	11-52; 4:13	10-20
PIT	4	6:36	Morris 1 yd. run (Johnson kick)	9-52; 4:44	17-20
DAL	4	5:43	Smith 4 yd. run (Boniol kick)	2-6; 0:18	17-27

TEAM STATISTICS

	Cowboys	Steelers
1st Downs	15 (5-10-0)	25 (9-15-1)
3rd Downs	2-10 (20%)	9-19 (47%)
4th Downs	1-1 (100%)	2-4 (50%)
Total Net Yards	254	310
Plays-Avg.	50-5.1	84-3.7
Rushing Yards	56	103
Rush Att.-Avg.	25-2.2	31-3.3
Net Passing	198	207
Att.-Comp.-Int.	23-15-0	49-28-3
Sacks By	4-32	2-11
Punts-Avg.	5-38.2	4-44.8
Penalties	5-25	2-15
Fumbles-Lost	0-0	2-0
Time of Poss.	26:11	33:49

INDIVIDUAL STATISTICS

RUSHING	Dal. – Smith 18-49, 2 TDs; Johnston 2-8; Williams 1-2; Aikman 4-(-3). Pit. – Morris 19-73, 1 TD; Pegram 6-15; Stewart 4-15; O'Donnell 1-0; Williams 1-0.
PASSING	Dal. – Aikman 23-15-0, 209, 1 TD. Pit. – O'Donnell 49-28-3, 239, 1 TD.
RECEIVING	Dal. – Irvin 5-76; Novacek 5-50-1 TD; Williams 2-29; Sanders 1-47; Johnston 1-4; Smith 1-3. Pit. – Hastings 10-98; Mills 8-78; Thigpen 3-19, 1 TD; Morris 3-18; Holliday 2-19; Williams 2-7.


Pittsburgh 21

Seattle 10
FEBRUARY 5, 2006 Ford Field (68,206)


DETROIT, Mich. — Pittsburgh won its fifth Super Bowl title as it captured a 21-10 victory over the Seattle Seahawks at Ford Field. The Steelers' fifth title matched the most in NFL history (S.F. 49ers and Dallas Cowboys).

Backed by a predominantly Pittsburgh crowd, the Steelers were led by Super Bowl MVP Hines Ward, who finished with a game-high 123 receiving yards on five catches (24.6 avg.) with one touchdown.

Pittsburgh struggled offensively in the first quarter as it failed to gain a first down, but found itself down only 3-0 after Seattle's Josh Brown booted a 47-yard field goal with 22 seconds remaining in the opening period.

The Steelers' offense came to life briefly on their first drive of the second quarter, but it was stalled as Ben Roethlisberger was picked off by the Seahawks' Michael Boulware.

Pittsburgh's defense continued to buckle down and halt any Seattle chances of extending its lead throughout the second quarter.

The Steelers finally got on the board late in the half as Roethlisberger dove into the end zone for a one-yard touchdown run, giving Pittsburgh a 7-3 halftime lead. It was his second postseason rushing touchdown and the first-ever by a Steelers' quarterback in a Super Bowl.

Pittsburgh stretched its lead to 14-3 on the second play of the second half as Willie Parker darted 75 yards for a score. The 75-yard run was the longest in Super Bowl history, surpassing L.A. Raider Marcus Allen's 74-yard run against Washington in Super Bowl XVIII.

After a missed field goal by Brown on Seattle's first drive of the second half, the Steelers appeared on the verge of breaking the game open by driving to the Seahawks' 7-yard line on the ensuing drive. However, Roethlisberger threw an interception at the 4-yard line to Kelly Herndon, which he returned 76 yards to the Pittsburgh 20. Three plays later Seattle scored on a 16-yard pass from Matt Hasselbeck to Jeramy Stevens to cut the lead to 14-10.

The Seahawks had an opportunity to take the lead early in the fourth quarter before Hasselbeck was picked off by Ike Taylor at the Steelers' 5-yard line. Taylor finished with a team-best seven tackles.

Pittsburgh all but sealed the game on a gadget play. Antwaan Randle El took a reverse handoff and threw a 43-yard strike to Ward, pushing the Pittsburgh lead to 21-10 with 8:56 left in the game. Randle El's touchdown pass was the first by a wide receiver in Super Bowl history.

The Steelers' defense clamped down on the final two Seattle possessions to post the victory. Pittsburgh's defense racked up three sacks.

Roethlisberger became the youngest starting quarterback to win a Super Bowl and finished 9-of-21 for 123 yards. Parker finished with a team-high 93 yards on 10 carries, while Jerome Bettis added 43 yards on 14 rushes.

GAME SUMMARY

		1	2	3	4	F
Seahawks	3	0	7	0	10	
STEELERS	0	7	7	7	21	

TEAM	Q	TIME	PLAY	DRIVE	SCORE
SEA	1	0:22	Brown 47 yd. FG	7-22; 3:39	0-3
PIT	2	1:55	Roethlisberger 1 yd. run (Reed kick)	11-59; 6:20	7-3
PIT	3	14:38	Parker 75 yd. run (Reed kick)	2-75; 0:22	14-3
SEA	3	6:45	Stevens 16 yd. pass from Hasselbeck (Brown kick)	3-20; 0:53	14-10
PIT	4	8:56	Ward 43 yd. pass from Randle El (Reed kick)	4-56; 1:50	21-10

TEAM STATISTICS

	Seahawks	Steelers
First Downs	20 (5-15-0)	14 (6-8-0)
Third Downs	5-17 (29%)	8-15 (53%)
Fourth Downs	1-2 (50%)	0-0 (0%)
Total Net Yards	396	339
Plays-Avg.	77-5.1	56-6.1
Rushing Yards	137	181
Rush Att.-Avg.	25-5.5	33-5.5
Net Passing	259	158
Sacks	1-8	3-14
Att.-Comp.-Int.	49-26-1	22-10-2
Punts-Avg.	6-50.2	6-48.7
Penalties	7-70	3-20
Fumbles-Lost	0-0	0-0
Time of Poss.	33:02	26:58

INDIVIDUAL STATISTICS

RUSHING

Sea. — Alexander 20-95; Hasselbeck 3-35; Strong 2-7.

Pit. — Parker 10-93, 1 TD; Bettis 14-43; Roethlisberger 7-25, 1 TD; Ward 1-18; Haynes 1-2.

PASSING

Sea. — Hasselbeck 49-26-1, 273, 1 TD.

Pit. — Roethlisberger 21-9-2, 123; Randle El 1-1-0, 43, 1 TD.

RECEIVING

Sea. — Ingram 6-70; Jurevicius 5-93; Jackson 5-50; Stevens 3-25, 1 TD; Strong 2-15; Hannam 2-12; Alexander 2-2; Morris 1-6.

Pit. — Ward 5-123, 1 TD; Randle El 3-22; Wilson 1-20; Parker 1-1.



Pittsburgh 27



Arizona 23

FEBRUARY 1, 2009 Raymond James Stadium (70,774)



TAMPA, Fla. — Trailing by three points with only 2:30 left in the fourth quarter, Ben Roethlisberger led the Steelers on an eight-play, 78-yard scoring drive, punctuated by a six-yard touchdown pass to Santonio Holmes to clinch their NFL-record sixth Lombardi Trophy with a 27-23 victory over the Arizona Cardinals in Super Bowl XLIII.

Pittsburgh, which led most of the evening, struck first after Arizona deferred the opening kick. Jeff Reed booted an 18-yard field goal on the opening drive to make it 3-0.

Gary Russell increased that lead to 10-0 when he plunged in from one-yard out early in the second quarter. Arizona answered that score as Kurt Warner hit Ben Patrick in the back of the end zone on a one-yard scoring strike to cut the Pittsburgh lead to 10-7.

Arizona appeared as if they were going to take their first lead late in the first half, but James Harrison intercepted Warner at the goal-line, raced 100 yards and dove into the end zone with two Cardinals on his back for the longest interception return in Super Bowl history, and a 17-7 advantage at the half.

A 21-yard field goal by Reed in the third quarter upped the lead to 20-7.

Arizona got back onto the scoreboard midway through the fourth quarter as Warner tossed another one-yard score, this time to Larry Fitzgerald, cutting the Steelers' lead to 20-14. A costly holding penalty in the end zone against Steelers' Justin Hartwig gave the Cardinals a safety, further decreasing the Steelers' advantage to 20-16.

On the second play following the ensuing free kick, Warner found Fitzgerald on a 64-yard scoring strike through the middle of the Steelers' defense to give Arizona its first lead of the night, 23-20.

The Steelers were backed up to their own 12-yard line on the next drive, but Roethlisberger promptly completed four-of-six passes, three to Holmes, including a 40-yarder that moved the ball to the Arizona six. On second-and-goal, Roethlisberger threaded a perfect pass through three defenders and Holmes kept his toes in bounds for a six-yard touchdown reception and a 27-23 Steelers' lead with 35 seconds left.

Arizona had one more chance, but LaMarr Woodley sacked Warner, forcing a fumble to essentially end the game.

Holmes was named the game's MVP after catching nine passes for 131 yards (14.6 avg.) with one touchdown. Roethlisberger finished 21-of-30 for 256 yards with one touchdown and one interception.

Defensively, Woodley recorded both Steelers' sacks, giving him two sacks in each of his four postseason games, an NFL record.

GAME SUMMARY

	1	2	3	4	F
STEELERS	3	14	3	7	27
Cardinals	0	7	0	16	23

TEAM	Q	TIME	PLAY	DRIVE	SCORE
PIT	1	9:45	Reed 18 yd. FG	9-71; 5:15	3-0
PIT	2	14:01	Russell 1 yd. run (Reed kick)	11-69; 7:12	10-0
ARI	2	8:34	Patrick 1 yd. pass from Warner (Rackers kick)	9-83; 5:27	10-7
PIT	2	0:00	Harrison 100 yd. interception return (Reed kick)	—;—	17-7
PIT	3	2:11	Reed 21 yd. FG	16-79; 8:39	20-7
ARI	4	7:33	Fitzgerald 1 yd. pass from Warner (Rackers kick)	8-87; 3:57	20-14
ARI	4	2:58	Safety (Hartwig holding in endzone)	—;—	20-16
ARI	4	2:37	Fitzgerald 64 yd. pass from Warner (Rackers kick)	2-64; 0:21	20-23
PIT	4	0:35	Holmes 6 yd. pass from Roethlisberger (Reed kick)	8-78; 2:02	27-23

TEAM STATISTICS

	Steelers	Cardinals
First Downs	20 (4-12-4)	23 (2-20-1)
Third Downs	4-10 (40%)	3-8 (38%)
Fourth Downs	0-0 (0%)	0-0 (0%)
Total Net Yards	292	407
Plays-Avg.	58-5.0	57-7.1
Rushing Yards	58	33
Rush Att.-Avg.	26-2.2	12-2.8
Net Passing	234	374
Sacks	2-3	2-22
Att.-Comp.-Int.	30-21-1	43-31-1
Punts-Avg.	3-46.3	5-36.0
Penalties	7-56	11-106
Fumbles-Lost	0-0	2-1
Time of Poss.	33:01	26:59

INDIVIDUAL STATISTICS

RUSHING

Pit. — Parker 19-53; Moore 1-6; Roethlisberger 4-2; Russell 2-(-3), 1 TD.
Ari. — James 9-33; Warner 1-0; Hightower 1-0; Arrington 1-0.

PASSING

Pit. — Roethlisberger 30-21-1, 256, 1 TD.
Ari. — Warner 43-31-1, 377, 3 TDs.

RECEIVING

Pit. — Holmes 9-131, 1 TD; Miller 5-57; Ward 2-43; Washington 1-11; Davis 1-6; Spaeth 1-6; Moore 1-4; Parker 1-(-2).
Ari. — Boldin 8-84; Fitzgerald 7-127, 2 TDs; Breaston 6-71; James 4-28; Arrington 2-35; Hightower 2-13; Urban 1-18; Patrick 1-1, 1 TD.



Green Bay 31



Pittsburgh 25

FEBRUARY 6, 2011 *Cowboys Stadium (103,219)*

ARLINGTON, Texas — The Steelers could not overcome an early 18-point deficit and fell short in their quest for their seventh Super Bowl victory, losing to the Green Bay Packers 31-25 in Super Bowl XLV.

The Packers struck first when Aaron Rodgers found Jordy Nelson for a 29-yard touchdown pass late in the first quarter to give Green Bay a 7-0 lead. Only 24 seconds later, Steelers QB Ben Roethlisberger was picked off by Nick Collins, who returned it 37 yards for a touchdown to give the Packers a 14-0 lead at the end of the first quarter.

The Steelers scored early in the second quarter when Shaun Suisham connected from 33 yards to cut the Packers' lead to 14-3. On the Steelers' next possession, Roethlisberger was picked off again, and on the Packers' ensuing drive, Rodgers found Greg Jennings for a 21-yard touchdown to put Green Bay ahead 21-3.

The Steelers would cut the lead to 21-10 when Hines Ward caught an eight-yard touchdown pass from Roeth-

lisberger late in the first half. Ward finished the game with seven catches for 78 yards and one touchdown.

Pittsburgh cut the lead to 21-17 in the third quarter when Rashard Mendenhall scored from eight yards out. Mendenhall finished with a game-high 63 yards rushing and one touchdown.

The Steelers' defense forced the Packers to punt on every third-quarter possession, and the offense looked to take the lead. However, on the first play of the fourth quarter, Mendenhall fumbled and Green Bay recovered. The Packers marched down the field and Rodgers found Jennings again, this time for an eight-yard score, increasing their lead to 28-17. Rodgers finished the game with 304 yards passing with three touchdowns and no interceptions.

With 7:34 left in the fourth quarter, Roethlisberger found Mike Wallace for a 25-yard touchdown pass, and with a two-point conversion, the Steelers were only down 28-25.

On the Packers' next drive, Mason Crosby connected from 23 yards out to give Green Bay a six-point lead. The Steelers still had time, taking over with two minutes left in the game, but they failed to convert a fourth-and-five from their own 33-yard line, allowing Green Bay to win their fourth Super Bowl.

GAME SUMMARY

		1	2	3	4	F	
STEELERS		0	10	7	8	25	
Packers		14	7	0	10	31	
TEAM	Q	TIME	PLAY			DRIVE	SCORE
GB	1	3:44	Nelson 29 yd. pass from Rodgers (Crosby kick)			9-80; 4:33	0-7
GB	1	3:20	Collins 37 yd. interception return (Crosby kick)			—;—	0-14
PIT	2	11:08	Suisham 33 yd. FG			13-49; 7:12	3-14
GB	2	2:24	Jennings 21 yd. pass from Rodgers (Crosby kick)			4-53; 2:04	3-21
PIT	2	0:39	Ward 8 yd. pass from Roethlisberger (Suisham kick)			7-77; 1:45	10-21
PIT	3	10:19	Mendenhall 8 yd. run (Suisham kick)			5-50; 2:20	17-21
GB	4	11:57	Jennings 8 yd. pass from Rodgers (Crosby kick)			8-55; 2:53	17-28
PIT	4	7:34	Wallace 25 yd. pass from Roethlisberger (Randle El rush)			7-66; 4:23	25-28
GB	4	2:07	Crosby 23 yd. FG			10-70; 5:27	25-31

TEAM STATISTICS

	Steelers	Packers
First Downs	15 (4-11-0)	19 (8-11-0)
Third Downs	6-13 (46%)	7-13 (54%)
Fourth Downs	0-0 (0%)	0-1 (0%)
Total Net Yards	338	387
Plays-Avg.	55-6.1	64-6.0
Rushing Yards	50	126
Rush Att.-Avg.	13-3.8	23-5.5
Net Passing	288	261
Att.-Comp.-Int.	39-24-0	40-25-2
Sacks By	1-2	3-16
Punts-Avg.	6-40.5	3-51.0
Penalties	7-67	6-55
Fumbles-Lost	1-0	1-1
Time of Poss.	26:35	33:25

INDIVIDUAL STATISTICS

RUSHING	Pit. — Mendenhall 14-63, 1 TD; Roethlisberger 4-31; Redman 2-19; Moore 3-13. G.B. — Starks 11-52; Rodgers 2-(-1).
PASSING	Pit. — Roethlisberger 40-25-2, 263, 2 TDs. G.B. — Rodgers 39-24-0, 304, 3 TDs.
RECEIVING	Pit. — Wallace 9-89, 1 TD; Ward 7-78, 1 TD; Randle El 2-50; Sanders 2-17; Miller 2-12; Spaeth 1-9; Mendenhall 1-7; Brown 1-1. G.B. — Nelson 9-140, 1 TD; Jones 5-50; Jennings 4-64, 2 TDs; Driver 2-28; Jackson 1-14; Quarless 1-5; Hall 1-2; Crabtree 1-1.

Steelers in the Hall of Fame

**ARTHUR J. ROONEY SR.**

Founder, President, Chairman of the Board (1933-88) **ELECTED:** 1964

Born on January 27, 1901, in Coulterville, Pa., Art Rooney was one of the most influential personalities in the sport of football. Mr. Rooney, who was affectionately referred to as "The Chief", founded the Steelers organization on July 8, 1933, with a \$2,500 purchase. Mr. Rooney helped orchestrate the NFL-AFL merger and kept the Steelers franchise afloat during the depression, World War II, many losing seasons and financial problems. Mr. Rooney won his first of four Super Bowl championships in 1974.

**DANIEL M. ROONEY**

President and Chairman (1955-2017) **ELECTED:** 2000

Born on July 20, 1932, in Pittsburgh's North Side, Daniel M. Rooney was one of NFL's most influential owners. Mr. Rooney contributed to the labor negotiations between the League and Players Association in 1982 and 1993 and was largely responsible for the NFL's current realignment and scheduling format. Mr. Rooney was named the Steelers' president in 1975, a title he held until passing it to his oldest son Art Rooney II in 2003.

**BERT BELL**

Co-owner (1940-45) **ELECTED:** 1963

Bert Bell was an owner of the Philadelphia Eagles (1933-'40) and co-owner of the Pittsburgh Steelers (1940-'45). Bell was named the NFL commissioner (1946-'59) and helped set up the league's television and anti-gambling policies. He also oversaw the merger of the NFL and All-American Football League in 1949. Bell died on October 11, 1959, while watching a football game between his two former teams: Pittsburgh and Philadelphia.

**JOHN "BLOOD" MCNALLY**

Player (1934, 1937-38), Coach (1937-38) **ELECTED:** 1963

John "Blood" McNally played 14 seasons in the NFL with five different teams, including two stints with the Pittsburgh Pirates. He served as both a player and coach from 1937-38 for the Pirates and was considered possibly the best receiver in the NFL during his playing days.

**BILL DUDLEY**

Halfback (1942, 1945-46) **ELECTED:** 1966

Bill Dudley, nicknamed "Bullet Bill", was a first-round draft pick of the Steelers in 1942 and finished his rookie season as the league's leading rusher with 696 yards, earning him All-NFL honors. In 1946, he became the NFL's first player to lead the league in four distinctly different statistical categories, including rushing, punt returns, interceptions and lateral passes attempted. That same year he was named the NFL's Most Valuable Player. Dudley was a two-time All-NFL selection during his nine-year career.

**WALT KIESLING**

Player (1937-38), Coach (1939-44, 1954-56) **ELECTED:** 1966

Walt Kiesling spent 34 years in the NFL as a player, assistant coach and head coach. In 1939, Kiesling got his first head coaching job with Pittsburgh. He led the Steelers to their first winning season in franchise history in 1942. Kiesling left coaching in 1944, but returned in 1954 with the Steelers. His teams earned a reputation for playing rugged, hard-hitting football.

Steelers in the Hall of Fame

**BOBBY LAYNE**Quarterback (1958-62) **ELECTED:** 1967

Bobby Layne played five of his 15 NFL seasons with the Pittsburgh Steelers. He helped provide the Steelers with some of their finest seasons up to that point. Prior to Pittsburgh, Layne was a two-time All-NFL selection and was the league's scoring champion in 1956. His last-second touchdown pass won the 1953 NFL title game for the Detroit Lions.

**ERNIE STAUTNER**Defensive Tackle (1950-63) **ELECTED:** 1969

Ernie Stautner, considered one of the toughest players in league history by his teammates and opponents, was a nine-time Pro Bowl selection as he anchored Pittsburgh's defense for 14 seasons. He captured the NFL's Best Lineman Award in 1957 and was named all-league four times. Showing his gritty and hard-working attitude, Stautner missed just six games during his 14-year career despite having numerous broken ribs, shoulders, hands and a nose. The Steelers honored him by retiring his No. 70 jersey in 1964 following his retirement, and he became the first Steeler to have received that honor.

**JOE GREENE**Defensive Tackle (1969-81) **ELECTED:** 1987

The leader of the "Steel Curtain" defense during the 1970s, Joe Greene dominated the NFL during that decade and helped the Steelers to four Super Bowl victories. The team's No. 1 draft pick in 1969, Greene quickly became a presence in the league as he was named the NFL's Rookie of the Year and received the first of his 10 Pro Bowl invitations. He earned All-NFL honors five times and all-conference 11 straight years to begin his career. Greene was twice the league's Defensive Player of the Year and played a critical role in the Steelers' Super Bowl IX victory over the Minnesota Vikings with a pass interception and a fumble recovery. The Steelers retired Greene's No. 75 jersey during a halftime ceremony of the team's Nov. 2, 2014, game vs. Baltimore.

**JOHN HENRY JOHNSON**Fullback (1960-65) **ELECTED:** 1987

Originally drafted by the Pittsburgh Steelers in 1953, John Henry Johnson spent his first eight years in the NFL outside of the Steel City. However, Johnson enjoyed his finest seasons with the Steelers. In both 1962 and 1964, Johnson became the first Steeler to eclipse the 1,000-yard rushing barrier. After retiring in 1966 from the Houston Oilers, Johnson's 6,803 career rushing yards ranked him fourth at the time among the NFL's all-time top ground gainers behind only Jim Brown, Jim Taylor and Joe Perry.

**JACK HAM**Linebacker (1971-82) **ELECTED:** 1988

Playing all 12 seasons of his NFL career with the Pittsburgh Steelers, Jack Ham earned All-Pro or All-AFC honors in seven consecutive seasons (1973-79). He also was selected to play in eight straight Pro Bowls and was named the Football News Defensive Player of the Year in 1975. Ham won the starting linebacker job as a rookie and never looked back, playing in five AFC Championship games and three Super Bowls (sat out Super Bowl XIV due to injuries). His interception return against Oakland in the 1974 AFC Championship game that set up the Steelers' go-ahead touchdown, giving the team its first ever championship victory and a berth in Super Bowl IX.

Steelers in the Hall of Fame

**MEL BLOUNT**

Cornerback (1970-83) **ELECTED:** 1989

Melvin Cornell Blount, the Steelers' third-round pick in 1970, had superior size, speed, strength and intelligence. His physical style of play is widely credited for changing NFL pass defense rules. Blount played 14 seasons and 200 regular-season games in Pittsburgh and his 57 interceptions remain a Steelers record. Blount played in five Pro Bowls and was named an All-Pro four times and the NFL defensive MVP in 1975.

**TERRY BRADSHAW**

Quarterback (1970-83) **ELECTED:** 1989

Terry Paxton Bradshaw was the top-overall pick in the 1970 NFL Draft. Bradshaw led the Steelers to eight AFC Central division and four Super Bowl titles while calling his own plays. Bradshaw was named MVP in Super Bowls XIII and XIV and NFL MVP in 1978. Bradshaw finished his career with 27,989 yards passing and 212 touchdowns.

**FRANCO HARRIS**

Running Back (1972-83) **ELECTED:** 1990

Franco Harris is the Steelers' all-time leading rusher with 11,950 yards and all-time leader in rushing touchdowns (91). Harris, the Steelers' first-round pick in 1972, was a big power back who was on the receiving end of the "Immaculate Reception", which is widely recognized as the greatest play in NFL history. Harris was named Super Bowl IX MVP after rushing for a then-record 158 yards and a touchdown.

**JACK LAMBERT**

Linebacker (1974-84) **ELECTED:** 1990

John Harold Lambert was a two-time NFL Defensive Player of the Year, eight-time All-Pro and nine-time Pro-Bowler. He led the team in tackles in every season except his last, when he missed extensive action due to a severe toe injury that forced him to retire. Lambert, the Steelers' second-round draft pick in 1974, was noted for his vicious tackling and is recognized as the premier linebacker of his era.

**CHUCK NOLL**

Coach (1969-91) **ELECTED:** 1993

Charles Henry Noll was the first NFL head coach to win four Super Bowls. Noll won a team record 209 games in 23 seasons with the Steelers. He led the Steelers to their first ever postseason victories and was responsible for drafting 11 Pro Football Hall of Fame players.

**MIKE WEBSTER**

Center (1974-88) **ELECTED:** 1997

Michael Lewis Webster spent his first 15 NFL seasons in a Steelers uniform. Webster was the leader of one of the most dominant offensive lines of his era. He was very durable, missing only six games in his first 16 seasons while playing in 150 consecutive games. Webster was a seven-time All-Pro and played in nine Pro Bowls.

**LYNN SWANN**

Wide Receiver (1974-82) **ELECTED:** 2001

Lynn Curtis Swann was the Steelers' first-round draft pick in 1974. Swann filled the highlight reels with his graceful moves and leaping ability. Swann was at his best in the team's biggest games, and earned MVP honors for his performance in Super Bowl X when he caught four passes for 161 yards and a touchdown. Swann finished his career with 336 receptions for 5,462 yards and 51 touchdowns.

Steelers in the Hall of Fame

**JOHN STALLWORTH**Wide Receiver (1974-87) **ELECTED:** 2002

Johnny Lee Stallworth was the Steelers' fourth-round draft pick in 1974. He had 12 postseason touchdown catches and 17-consecutive postseason games with a reception. Stallworth set Super Bowl records for career average-per-catch (24.4 yards) and for single-game average (40.3), set in Super Bowl XIV. A two-time team MVP Stallworth retired as the Steelers' all-time leader in receptions (537) yards (8,723) 100-yards receiving games (25) and receiving touchdowns (63).

**ROD WOODSON**Cornerback (1987-96) **ELECTED:** 2009

Roderick Kevin Woodson was the Steelers' first-round draft pick in 1987. He was the 1993 NFL Defensive Player of the Year and a member of the NFL's 75th anniversary team. A three-time team MVP Woodson ranks fourth in team history with 38 interceptions. Woodson was selected to seven Pro Bowls, six AP All-Pro teams and was named to the 1990s All-Decade team. He returned five interceptions, two punts and two kickoffs for scores.

**JACK BUTLER**Cornerback (1951-59) **ELECTED:** 2012

John Bradshaw Butler played in 103 games as a cornerback for the Pittsburgh Steelers and was selected to the NFL's All-Decade Team of the 1950s. When he retired, Butler ranked as the NFL's second all-time leader with 52 career interceptions. The Pittsburgh native registered 827 return yards on interceptions, returning four for touchdowns. Butler also returned one fumble for a touchdown. Despite recording 25 interceptions in his first four seasons, Butler was not selected to his first of four career Pro Bowls until 1955. A season later he was named second-team All-NFL and would go on to earn first-team All-NFL honors in each of the following three seasons.

**DERMONTTI DAWSON**Center (1988-2000) **ELECTED:** 2012

Dermontti Fara Dawson was a second-round draft pick by the Steelers in 1988 and played guard as a rookie before replacing Hall of Famer Mike Webster at center in 1989. Dawson started for the majority of a 13-year career that saw him play in 184 games during the regular season, including 170 consecutive, the third longest streak in franchise history. He was named to seven consecutive Pro Bowls (1993-99), was a first team All-Pro for six straight years (1993-98) and was named to the NFL's All-Decade Team of the 1990s. During Dawson's 13-year career, which ties for the third-most seasons played in franchise history, he helped the Steelers win five division titles, appear in three AFC Championships and one Super Bowl, and record a winning record nine times.

**JEROME BETTIS**Running Back (1996-2005) **ELECTED:** 2015

Jerome Abram Bettis, Sr., "The Bus" was traded to the Steelers from the St. Louis Rams prior to the start of the 1996 season. He played in 192 regular-season games in his 13-year career, registering the sixth-most rushing yards (13,662) in NFL history. He eclipsed the 100-yard mark 61 times in the regular season and three times in the postseason. Bettis scored 78 rushing touchdowns as a Steeler, the second-most in franchise history. His career accolades include six Pro Bowls, first-team All-Pro twice, second-team All-Pro once and he was named the NFL's Comeback Player of the Year in 1996. He ended his career with a victory in his hometown of Detroit, Mich., as the Steelers captured their fifth Lombardi trophy in Super Bowl XL.

**KEVIN GREENE**Linebacker (1993-95) **ELECTED:** 2016

Prior to the start of the 1993 season, the Steelers signed free agent Kevin Greene, who would play three seasons for Pittsburgh. As a Steeler, Greene recorded 35.5 sacks from 1993-95, which are the second-most sacks in any three-year span in team history. In his 15-year NFL career, Greene totaled 160 sacks, 26 fumble recoveries, five interceptions, and recorded three safeties. His 160 sacks still rank third all-time in NFL history. Greene was a three-time first-team All-Pro (1989, 1994 and 1996) and a five-time Pro Bowler (1989, 1994-96 and 1998). He was also named to the NFL's All-Decade Team of the 1990s.

Steelers in the Hall of Fame

**BILL COWHER**Head Coach (1992-2006) **ELECTED:** 2020

William Laird Cowher served as the head coach for the Pittsburgh Steelers for 15 seasons. He led the team to 10 playoff appearances including eight division championships and two Super Bowls – capturing one Lombardi Trophy when the Steelers defeated the Seattle Seahawks 21-10 in Super Bowl XL. Cowher had an overall career record of 161-99-1 with a remarkable winning percentage of .619.

**TROY POLAMALU**Safety (2003-14) **ELECTED:** 2020

Troy Polamalu played his entire 12-year NFL career (2003-14) with Pittsburgh. He was selected by the Steelers with the 16th overall pick of the 2003 NFL Draft. A two-time Super Bowl champion (XL and XLIII), Polamalu also was a four-time first team All-Pro selection, a two-time second team All-Pro selection, the 2010 NFL Defensive Player of the Year, an eight-time Pro Bowler and a member of both the NFL 2000s All-Decade Team and Steelers All-Time Team. Polamalu, the 16th safety inducted into the Pro Football Hall of Fame, redefined the way the position was played. His career totals include 12.0 sacks, 32 interceptions, 13 forced fumbles and seven fumble recoveries during the regular season, and his post-season numbers include one half-sack and three interceptions, one of which he returned for a touchdown.

**DONNIE SHELL**Safety (1974-87) **ELECTED:** 2020

Donnie Shell intercepted at least one pass in each of his 14 seasons with the Steelers. His 51 interceptions made him the first strong safety in the history of the National Football League to surpass the 50-interception mark. Shell was named to the first of his five consecutive Pro Bowl teams following the 1978 season. He was also named first- or second-team All-Pro five times ('78-'82). In '80, Shell led all Steelers defenders with a career-high seven interceptions and was named the team's MVP. In '84, he duplicated his team- and career-best seven-interception effort. Shell led or shared the lead in interceptions five out of seven years. Shell led the team in tackles in both 1982 and '84, and was the leading tackler in the Steelers secondary for six straight years (1981-86). His 51 career interceptions rank him third in Steelers history, behind Hall of Famers Mel Blount (57) and Jack Butler (52), and his 19 opponent fumble recoveries are just behind Hall of Famer Jack Ham (21) as a second-best performance by a Steeler.

Notes: Other Hall of Famers who spent part of their careers with the Steelers include: **Tony Dungy** (Player 1977-78, Coach 1981-88, elected 2016), **Cal Hubbard** (Player 1936, elected 1963), **Marion Motley** (Player 1955, elected 1968), **Earle (Greasy) Neale** (Coach 1943, elected 1969), **Bill Hewitt** (Player 1943, elected 1971), **Len Dawson** (Player 1957-1959, elected 1987) and **Dick LeBeau** (Coached from 1992-1996, 2004-14, elected 2010).

Steelers in the Hall of Fame

BILL NUNN


Contributor (1968-2014) **ELECTED:** 2021

From their inception in 1933 through the 1971 season, the Pittsburgh Steelers made exactly one postseason appearance, losing a divisional playoff game in 1947.

The organization's fortunes would change dramatically in the 1970s, and a key figure in the transformation from perennial losers to four-time Super Bowl champions in a six-season span was Bill Nunn, a scout and later the assistant director of player personnel for the team from 1968 to 2013.

A look at the team photo of the 1974 Steelers, winners of Super Bowl IX, illustrates Nunn's influence. In the picture are 11 players from Historically Black Colleges and Universities, including three future members of the Pro Football Hall of Fame: Mel Blount, Donnie Shell and John Stallworth. Nunn was integral in the Steelers finding talented players from HBCUs, giving the team an advantage over others in the NFL at that time.

In addition to players from HBCUs, Nunn also found diamonds in the rough of smaller programs across the country. One success story was Jack Lambert (Kent State), who went onto a Hall of Fame career.



ALAN FANECA

Guard (1992-2006) **ELECTED:** 2021

Alan Faneca, a 6'4", 322-pound guard out of LSU, was drafted in the first round of the 1998 NFL Draft by the Pittsburgh Steelers. He was inserted into the starting lineup in Week 6 of his rookie year against the Cincinnati Bengals and helped the Steelers offense compile 257 yards on the ground that day. Faneca missed only two starts for the remainder of his 206-game career.

Faneca, who earned All-Rookie acclaim in 1998, helped the Steelers post 10-plus wins five times including regular-season records of 13-3 (2001) and 15-1 (2004).

In all, Faneca won four division titles and earned one Wild Card berth with the Steelers and added a sixth career playoff appearance with the New York Jets in 2009.

Faneca started 14 playoff games including four AFC championship games and a Steelers victory in Super Bowl XL.

He earned his first Pro Bowl honor following the '01 season which began a string of nine straight Pro Bowl nominations (2002-2010). Faneca was named first- or second-team All-Pro eight straight times and was named All-AFC seven times (2001-07).

Faneca was a mauler in the run game and he helped his team secure 11 top 10 rankings in run offense during his 13 seasons in the NFL. He blocked for nine 1,000-yard rushers, five 3,000-yard passers and is a member of the NFL's All-Decade Team of the 2000s.

Steelers Hall of Honor




HALL OF HONOR

The Pittsburgh Steelers **Hall of Honor**, established with its inaugural class of 27 members in 2017, is comprised of former players, coaches, and front office personnel who were integral in creating and sustaining the franchise's success dating back to when the team was founded in 1933.

In 2020, the Steelers added their fourth class, inducting James Farrior, Greg Lloyd, Troy Polamalu, Mike Wagner and Dwight White.

Each Hall of Honor inductee receives a replica of a solid steel football, which replicates the original that was given to Steelers' founder Art Rooney Sr. by the United States Steel Corporation and United Steel Workers in 1982 on the occasion of the team's 50th Season. They will be part of a display to be located inside the FedEx Great Hall at Heinz Field.



Steelers Hall of Honor

HALL OF HONOR INDUCTEES

Jerome Bettis	2017	Bobby Layne	2017
Rocky Bleier	2018	Greg Lloyd	2020
Mel Blount	2017	John McNally	2017
Terry Bradshaw	2017	Elbie Nickel	2019
Larry Brown	2019	Bill Nunn	2017
Jack Butler	2017	Chuck Noll	2017
Bill Cowher	2019	Troy Polamalu	2020
Buddy Dial	2018	Art Rooney, Jr.	2018
Dermontti Dawson	2017	Arthur J. Rooney, Sr.	2017
Bill Dudley	2017	Daniel M. Rooney	2017
Alan Faneca	2018	Andy Russell	2017
James Farrior	2020	Donnie Shell	2017
Joe Greene	2017	John Stallworth	2017
Kevin Greene	2017	Ernie Stautner	2017
L.C. Greenwood	2017	Lynn Swann	2017
Jack Ham	2017	Mike Wagner	2020
Franco Harris	2017	Hines Ward	2017
Dick Hoak	2017	Mike Webster	2017
John Henry Johnson	2017	Dwight White	2020
Walt Kiesling	2017	Rod Woodson	2017
Jack Lambert	2017		

The following are the guidelines for eligibility to be considered for the Steelers' Hall of Honor:

Former Players:

- Retired for at least three seasons
- Must have played for the Steelers for a minimum of three seasons
- Should possess noteworthy career highlights, records, and achievements

Former Coaches and Contributors:

- Significant contributions to the team and community

Steelers All-Time Uniforms



1933



1934

1943



1954



1960



1963



1967

Steelers All-Time Uniforms



1974



1975



1978



1988



2000



2005

Steelers Postseason Experience

STEELERS WITH POSTSEASON EXPERIENCE AS STEELERS (36)

22 games	(1)	QB Ben Roethlisberger
8 games	(2)	DE Stephon Tuitt, LB Vince Williams
7 games	(2)	P Jordan Berry, K Chris Boswell
6 games	(1)	DT Cameron Heyward
2 games	(6)	DE Tyson Alualu, LS Kameron Canaday, CB Joe Haden, WR JuJu Smith-Schuster, CB Cameron Sutton, LB T.J. Watt
1 game	(24)	OL B.J. Finney, WR Dontae Johnson, OT Chukwuma Okorafor, WR Chase Claypool, LB Robert Spillane, LB Alex Highsmith, S Terrell Edmunds, S Minkah Fitzpatrick, WR James Washington, WR Ray-Ray McCloud, RB Benny Snell Jr., LB Marcus Allen, CB Justin Layne, RB Jaylen Samuels, CB James Pierre, FB Derek Watt, LB Cassius Marsh, C J.C. Hassenauer, OL Kevin Dotson, DT Carlos Davis, TE Eric Ebron, TE Kevin Rader, DL Chris Wormley, DE Henry Mondeaux

STEELERS WITH POSTSEASON EXPERIENCE ON OTHER NFL TEAMS (8)

6 games	(1)	G Trai Turner (Carolina Panthers)
4 games	(2)	TE Eric Ebron (Detroit Lions), OL Joe Haeg (Tampa Bay Buccaneers), Cassius Marsh (Seattle Seahawks)
2 games	(3)	FB Derek Watt (Los Angeles Chargers), DE Chris Wormley (Baltimore Ravens), OT Aviante Collins (2)
1 games	(2)	OL Rashaad Coward (Chicago Bears), S Miles Killebrew (Detroit Lions)

STEELERS WITH SUPER BOWL EXPERIENCE (3)

3 games	(1)	QB Ben Roethlisberger
1 game	(2)	OL Joe Haeg (Tampa Bay Buccaneers), Trai Turner (Carolina Panthers)



Notes: LB Devin Bush (knee) was on the team's Reserve/Injured List for the 2020 postseason ... OT Zach Banner (knee) was on the team's Reserve/Injured List for the 2020 postseason ... DT Cameron Heyward (pectoral) was on the team's Reserve/Injured List for the 2016 postseason.

Steelers in the Postseason (36-27)



YEAR	Record	Game	Date	Opponent	Attendance	Steelers	Opp.	Result
1947	8-4	Eastern Division Playoff	12/21/47	Philadelphia	35,729	0	21	L
1962	9-5	Playoff Bowl	1/6/63	Detroit	36,284	10	17	L
1972 ●	11-3	AFC Divisional Playoff	12/23/72	Oakland	50,327	13	7	W
		AFC Championship	12/31/72	Miami	50,845	17	21	L
1973	10-4	AFC Divisional Playoff	12/22/73	at Oakland	52,646	14	33	L
1974 ●●	10-3-1	AFC Divisional Playoff	12/22/74	Buffalo	49,841	32	14	W
		AFC Championship	12/29/74	at Oakland	53,800	24	13	W
		Super Bowl IX	1/12/75	Minnesota	80,997	16	6	W
1975 ●●	12-2	AFC Divisional Playoff	12/27/75	Baltimore	49,557	28	10	W
		AFC Championship	1/4/76	Oakland	50,609	16	10	W
		Super Bowl X	1/18/76	Dallas	80,187	21	17	W
1976 ●	10-4	AFC Divisional Playoff	12/19/76	at Baltimore	59,296	40	14	W
		AFC Championship	12/26/76	at Oakland	53,821	7	24	L
1977 ●	9-5	AFC Divisional Playoff	12/24/77	at Denver	75,059	21	34	L
1978 ●●	14-2	AFC Divisional Playoff	12/30/78	Denver	50,230	33	10	W
		AFC Championship	1/7/79	Houston	50,725	34	5	W
		Super Bowl XIII	1/21/79	Dallas	79,484	35	31	W
1979 ●●	12-4	AFC Divisional Playoff	12/30/79	Miami	50,214	34	14	W
		AFC Championship	1/6/80	Houston	50,475	27	13	W
		Super Bowl XIV	1/20/80	L.A. Rams	103,985	31	19	W
1982	6-3	AFC Tournament	1/9/83	San Diego	53,546	28	31	L
1983 ●	10-6	AFC Divisional Playoff	1/1/84	at L.A. Raiders	90,380	10	38	L
1984 ●	9-7	AFC Divisional Playoff	12/30/84	at Denver	74,981	24	17	W
		AFC Championship	1/6/85	at Miami	76,029	28	45	L
1989	9-7	AFC Wild Card Game	12/31/89	at Houston	58,306	26	23	W (OT)
		AFC Divisional Playoff	1/7/90	at Denver	75,868	23	24	L
1992 ●	11-5	AFC Divisional Playoff	1/9/93	Buffalo	60,407	3	24	L
1993	9-7	AFC Wild Card Game	1/8/94	at Kansas City	75,868	24	27	L (OT)
1994 ●	12-4	AFC Divisional Playoff	1/7/95	Cleveland	58,185	29	9	W
		AFC Championship	1/15/95	San Diego	61,545	13	17	L

● AFC Central Champion ●● AFC Champion

Steelers in the Postseason (36-27)

YEAR	Record	Game	Date	Opponent	Attendance	Steelers	Opp.	Result
1995	11-5	AFC Divisional Playoff	1/6/96	Buffalo	50,072	40	21	W
		AFC Championship	1/14/96	Indianapolis	61,062	20	16	W
		Super Bowl XXX	1/28/96	Dallas	76,347	17	27	L
1996	10-6	AFC Wild Card Game	12/29/96	Indianapolis	58,078	42	14	W
		AFC Divisional Playoff	1/5/97	at New England	60,188	3	28	L
1997	11-5	AFC Divisional Playoff	1/3/98	New England	61,228	7	6	W
		AFC Championship	1/11/98	Denver	61,382	21	24	L
2001	13-3	AFC Divisional Playoff	1/20/02	Baltimore	63,976	27	10	W
		AFC Championship	1/27/02	New England	64,704	17	24	L
2002	10-5-1	AFC Wild Card Game	1/5/03	Cleveland	62,595	36	33	W
		AFC Divisional Playoff	1/11/03	at Tennessee	68,809	31	34	L (OT)
2004	15-1	AFC Divisional Playoff	1/15/05	N.Y. Jets	64,915	20	17	W (OT)
		AFC Championship	1/23/05	New England	65,242	27	41	L
2005	11-5	AFC Wild Card Game	1/8/06	at Cincinnati	65,870	31	17	W
		AFC Divisional Playoff	1/15/06	at Indianapolis	57,449	21	18	W
		AFC Championship	1/22/06	at Denver	76,174	34	17	W
		Super Bowl XL	2/5/06	Seattle	68,206	21	10	W
2007	10-6	AFC Wild Card Game	1/5/08	Jacksonville	63,629	29	31	L
2008	12-4	AFC Divisional Game	1/11/09	San Diego	63,899	35	24	W
		AFC Championship Game	1/18/09	Baltimore	65,350	23	14	W
		Super Bowl XLIII	2/1/09	Arizona	70,774	27	23	W
2010	12-4	AFC Divisional Playoff	1/15/11	Baltimore	64,879	31	24	W
		AFC Championship Game	1/23/11	N.Y. Jets	66,662	24	19	W
		Super Bowl XLV	2/6/11	Green Bay	103,219	25	31	L
2011	12-4	AFC Wild Card Game	1/8/12	at Denver	75,970	23	29	L (OT)
2014	11-5	AFC Wild Card Game	1/3/15	Baltimore	62,780	17	30	L
2015	10-6	AFC Wild Card Game	1/9/16	at Cincinnati	63,257	18	16	W
		AFC Divisional Playoff	1/17/16	at Denver	76,956	16	23	L
2016	11-5	AFC Wild Card	1/8/17	Miami	62,726	30	12	W
		AFC Divisional Playoff	1/15/17	at Kansas City	75,678	18	16	W
		AFC Championship	1/22/17	at New England	66,829	17	36	L
2017	13-3	AFC Divisional Playoff	1/14/18	Jacksonville	64,524	42	45	L
2020	12-4	AFC Super Wild Card	1/10/21	Cleveland	-	37	48	L

● AFC Central Champion
 ● AFC Champion
 ● AFC North Champion

Steelers Longest Plays

LONGEST RUNS FROM SCRIMMAGE

97t	Bobby Gage (12/4/49 at Chicago Bears)
87t	John Henry Johnson (12/11/60 vs. Philadelphia)i
85t	John Fuqua (12/20/70 at Philadelphia)
81	Le'Veon Bell (9/21/14 at Carolina)
80t	Willie Parker (12/24/05 at Cleveland)
80t	Kordell Stewart (12/22/96 at Carolina)
77t	Dick Hoak (10/20/68 vs. New Orleans)
76	Jonathan Dwyer (10/9/11 vs. Tennessee)
76	Willie Parker (11/12/06 vs. New Orleans)
75t*	Willie Parker (2/5/06 vs. Seattle)
75t	Franco Harris (11/19/72 at Cleveland)
75	Sidney Thornton (9/23/79 vs. Baltimore)
75	Buist Warren (11/11/45 vs. Chicago Cardinals)

LONGEST PASS PLAYS

97t	Ben Roethlisberger to JuJu Smith-Schuster (11/25/18 at Denver)
97t	Ben Roethlisberger to JuJu Smith-Schuster (10/29/17 at Detroit)
95t	Ben Roethlisberger to Mike Wallace (10/23/11 at Arizona)
94t	Ben Roethlisberger to Martavis Bryant (12/7/14 at Cincinnati)
90t	Kordell Stewart to Bobby Shaw (12/16/01 at Baltimore)
90	Bubby Brister to Dwight Stone (10/14/90 at Denver)
90t	Terry Bradshaw to Mark Malone (11/8/81 at Seattle)
89t	Neil O'Donnell to Dwight Stone (9/1/91 vs. San Diego)
89t	Bubby Brister to Louis Lipps (11/13/88 vs. Philadelphia)
88t	Landry Jones to Martavis Bryant (10/18/15 vs. Arizona)
88t	Rudy Bukich to Buddy Dial (10/22/61 vs. Cleveland)
87t	Charlie Batch to Heath Miller (9/7/06 vs. Miami)
87t	Terry Bradshaw to Dave Smith (12/6/70 vs. Green Bay)
87t	Bill Nelsen to Gary Ballman (11/28/65 vs. Cleveland)
85t	Ben Roethlisberger to Hines Ward (9/25/05 vs. New England)
84t	Ben Roethlisberger to Chase Claypool (9/20/20 vs. Denver)
84t	Mike Tomczak to Charles Johnson (12/24/94 at San Diego)
84t	Ron Smith to Roy Jefferson (9/18/66 vs. Detroit)
83	Ben Roethlisberger to Santonio Holmes (12/20/07 at St. Louis)
82t	Ben Roethlisberger to Mike Wallace (10/11/12 at Tennessee)
81t	Ben Roethlisberger to Mike Wallace (9/25/11 at Indianapolis)
81t	Josh Miller to Chris Hope (12/28/03 at Baltimore)
81t	Terry Bradshaw to Ron Shanklin (11/29/70 vs. Cleveland)
80t	Ben Roethlisberger to Martavis Bryant (11/9/14 at N.Y. Jets)
80t	Bubby Brister to Louis Lipps (12/4/88 at Houston)
80t	Bubby Brister to Louis Lipps (9/11/88 at Washington)
80t	David Woodley to Louis Lipps (9/2/84 vs. Kansas City)
80t	Merlyn Condit to Bill Dudley (10/27/46 at Boston)

LONGEST PUNTS

82	Joe Geri (11/20/49 at Green Bay)
79	Jordan Berry (10/18/15 vs. Arizona)
79	Drew Butler (12/9/12 vs. San Diego)
75	Bobby Joe Green (1960)
	Josh Miller (12/2/99 at Jacksonville)
74	Brad Wing (12/7/14 at Cincinnati)
	Craig Colquitt (12/7/81 at Oakland)
	Bob Cifers (1947)
73	Josh Miller (9/20/98 at Miami)
72	Josh Miller (11/30/03 vs. Cincinnati)
	Josh Miller (10/26/97 vs. Jacksonville)

LONGEST PUNT RETURNS

90	Brady Keys (9/20/64 vs. N.Y. Giants)
85t	Diontae Johnson (12/8/19 at Arizona)
84t	Antwaan Randle El (10/26/03 vs. St. Louis)
82	Brady Keys (9/22/63 vs. N.Y. Giants)
81t	Antwaan Randle El (1/1/06 vs. Detroit)
80t	Rod Woodson (10/25/92 at Kansas City)
80t	Roy Jefferson (11/10/68 at St. Louis)
76t	Louis Lipps (11/19/84 at New Orleans)
72	Antwaan Randle El (12/18/05 at Minnesota)
72t	Antwaan Randle El (10/16/05 vs. Jacksonville)
72t	Andre Hastings (9/10/95 at Houston)

LONGEST KICKOFF RETURNS

101t	Don McCall (11/23/69 at Minnesota)
99t	Antwaan Randle El (10/13/02 at Cincinnati)
98t	Allen Rossum (9/23/07 vs. San Francisco)
98t	Will Blackwell (12/24/00 at San Diego)
97t	Will Blackwell (10/5/97 at Baltimore)
96t	JuJu Smith-Schuster (12/31/17 vs. Cleveland)
96t	Billy Wells (10/13/57 vs. Chicago Cardinals)
95t	Larry Anderson (10/15/78 at Cleveland)
94t	Mike Collier (10/26/75 at Green Bay)
93t	Jim Butler (10/30/66 at Dallas)
93t	Lynn Chandnois (10/3/53 vs. N.Y. Giants)
93t	Lynn Chandnois (10/12/52 at Philadelphia)

LONGEST INTERCEPTION RETURNS

100t*	James Harrison (2/1/09 vs. Arizona)
99t	Martin Kottler (9/27/33 vs. Chicago Cardinals)
96t	Minkah Fitzpatrick (11/3/19 vs. Indianapolis)
91	Jack Hinkle (10/9/43 vs. N.Y. Giants)
89	Lawrence Timmons (11/30/08 at New England)
86t	Glen Edwards (9/30/73 at Houston)
84	Joey Porter (9/15/02 vs. Oakland)
82t	Keyaron Fox (10/25/09 vs. Minnesota)
82t	Jim Bradshaw (10/24/65 at Philadelphia)
82t	Tony Compagno (11/7/48 vs. Green Bay)
81t	Russ Craft (10/17/54 vs. Cleveland)
80t	Bill Dudley (11/3/46 vs. Washington)

LONGEST FIELD GOALS

59	Chris Boswell (11/8/20 at Dallas)
55	Kris Brown (10/14/01 at Kansas City)
	Gary Anderson (11/25/84 vs. San Diego)
54	Gary Anderson (12/8/91 at Houston)
53	Chris Boswell (11/26/17 vs. Green Bay)
	Shaun Suisham (11/9/14 at N.Y. Jets)
	Jeff Reed (11/8/10 at Cincinnati)
	Jeff Reed (9/21/08 at Philadelphia)
	Gary Anderson (10/21/84 at Indianapolis)
52	Chris Boswell (12/10/17 vs. Baltimore)
	Shaun Suisham (10/11/12 at Tennessee)
	Jeff Reed (9/12/10 vs. Atlanta)
	Kris Brown (9/30/01 at Buffalo)
	Kris Brown (12/11/00 vs. Philadelphia)
	Norm Johnson (11/9/97 vs. Baltimore)
	Gary Anderson (11/13/88 vs. Philadelphia)
	Gary Anderson (11/22/87 at Cincinnati)
	Gary Anderson (11/17/85 at Houston)

LONGEST FUMBLE RETURNS

102t	Travis Davis (12/26/99 vs. Carolina)
94t	Greg Best (10/16/83 vs. Cleveland)

LONGEST BLOCKED KICK RETURNS

83t	Dale Dodrill (12/14/52 at L.A. Rams)
-----	--------------------------------------

* Playoff Game

Steelers Opponent Longest Plays

LONGEST RUNS FROM SCRIMMAGE

94t	O.J. Simpson (10/29/72 at Buffalo)
93t	Terrelle Pryor (10/27/13 at Oakland)
90t	Lenoard Fournette (10/8/17 vs. Jacksonville)
88t	O.J. Simpson (9/28/75 vs. Buffalo)
88t	Parker Hall (10/29/39 vs. Cleveland Rams)
82t	Derrick Alexander (12/18/99 vs. Kansas City)
79t	Ollie Matson (11/25/56 vs. Chicago Cardinals)
78t	Kevan Barlow (11/17/03 at San Francisco)
78t*	Curtis Martin (1/5/97 at New England)
77t	Greg Bell (12/15/85 vs. Buffalo)
74t	Miles Sanders (10/11/20 vs. Philadelphia)
72t	Javon Walker (11/5/06 vs. Denver)
67	Isaiah Crowell (1/1/17 vs Cleveland)
65t	James Brooks (10/8/89 vs. Cincinnati)
65	Joe Morris (12/21/85 at N.Y. Giants)

LONGEST PASS PLAYS

99t	Frank Filchock to Andy Farkas (10/15/39 vs. Washington Football Team)
98t	Earl Morrall to Homer Jones (9/11/66 vs. N.Y. Giants)
96t	Frank Ryan to Ollie Matson (10/1/61 vs. Cleveland Rams)
95t	Joe Flacco to Mike Wallace (11/6/16 at Baltimore)
88t	Steve Beuerlein to Patrick Jeffers (12/26/99 vs. Carolina)
88t	Dave Ryan to John Greene (11/10/46 at Detroit)
87t	Norm Snead to Timmy Brown (10/4/64 at Philadelphia)
86t	Drew Bledsoe to Terry Glenn (12/6/98 vs. New England)
86t	Boomer Esiason to Eddie Brown (11/6/88 at Cincinnati)
86t	Bob Griese to Paul Warfield (11/14/71 at Miami)
84t	Greg Landry to Ron Jessie (9/16/73 vs. Detroit)
83*	Kelly Holcomb to Kevin Johnson (1/5/03 vs. Cleveland)
83t	Dak Prescott to Ezekiel Elliott (11/13/16 vs. Dallas)
83t	Aaron Rodgers to Greg Lewis (12/30/09 vs. Green Bay)
82t	Len Dawson to Otis Taylor (10/18/71 at Kansas City)
81t	Andy Dalton to A.J. Green (12/7/14 at Cincinnati)
81t	Jack Trudeau to Jessie Hester (11/22/92 vs. Indianapolis)
81t	Tom Brady to Aaron Dobson (11/3/13 at New England)
80t	Russell Wilson to Doug Baldwin (11/29/15 at Seattle)
80t	Zach Mettenberger to Nate Washington (11/17/14 at Tennessee)
80t*	Tim Tebow to Demaryius Thomas (1/8/12 at Denver)
80t	Peyton Manning to Marvin Harrison (11/28/05 at Indianapolis)
80t	Todd Bouman to Michael Bennett (12/2/01 vs. Minnesota)

LONGEST PUNTS

84	Harry Newsome (12/20/92 vs. Minnesota)
78	Craig Hentrich (1/2/00 vs. Tennessee)
71	Todd Sauerbrun (9/13/98 vs. Chicago)
69	Ryan Quigley (11/9/14 at N.Y. Jets)
	Greg Coleman (9/21/86 at Minnesota)
68	Dan Pastorini (11/9/75 vs. Houston)
67	Logan Cooke (11/22/20 at Jacksonville)
	Ryan Allen (9/10/15 at New England)
	Kevin Huber (12/12/10 vs. Cincinnati)
	Kyle Larson (9/24/06 vs. Cincinnati)
66	Brandon Fields (10/24/10 at Miami)
	Andy Lee (9/23/07 vs. San Francisco)
	Darren Bennett (10/1/95 vs. San Diego)
65	Brad Nortman (9/21/14 at Carolina)
	Bryan Barker (10/1/00 at Jacksonville)
	Louie Aguilar (9/13/92 vs. N.Y. Jets)
	Lee Johnson (11/17/85 at Houston)
	Jerrel Wilson (11/12/72 vs. Kansas City)

LONGEST PUNT RETURNS

96t	Bill Dudley (12/3/50 vs. Washington)
94t	Charlie Rogers (9/26/99 vs. Seattle)
91t	Eric Metcalf (10/24/93 at Cleveland)
90t	Bob Hayes (12/8/68 at Dallas)
87t	Dennis Northcutt (11/2/02 at Cleveland)
87t	Tommy Vigorito (9/10/81 at Miami)
87t	Rick Upchurch (11/6/77 at Denver)

* Playoff Game

81t	Robbie Martin (11/24/83 at Detroit)
75t*	Santana Moss (1/15/05 vs. N.Y. Jets)

LONGEST KICKOFF RETURNS

108t	Jacoby Jones (11/12/14 vs. Baltimore)
103t	Gayle Sayers (9/17/67 vs. Chicago)
100t	Joshua Cribbs (11/11/07 vs. Cleveland)
100t	Dante Hall (9/14/03 at Kansas City)
100t	Gerald McNeil (10/5/86 vs. Cleveland)
100t	Larry Krause (12/6/70 vs. Green Bay)
99t	Gaston Green (10/29/90 vs. L.A. Rams)
98t	Joshua Cribbs (10/18/09 vs. Cleveland)
98t	Ned Mathews (11/21/43 vs. Detroit)
97t	Brad Smith (12/19/10 vs. N.Y. Jets)
97t	Jamaal Charles (11/22/09 at Kansas City)
97t	Brian Mitchell (9/7/97 vs. Washington)
97t	Tony Smith (9/27/93 at Atlanta)
97t	Boyce Green (12/21/86 at Kansas City)
97t	JoJo Townsell (12/13/86 at N.Y. Jets)
97t	Bobby Humphrey (9/6/84 at N.Y. Jets)
97t	Carl Roaches (9/18/83 at Houston)

LONGEST INTERCEPTION RETURNS

100t	Chris Carr (10/29/06 at Oakland)
97t	Darryl Williams (11/7/93 at Cincinnati)
95t	Don Doll (10/8/49 vs. Detroit)
94t	Irv Cross (1/25/64 at Philadelphia)
94	Andy Studebaker (11/22/09 at Kansas City)
92t	Leo Sanford (9/26/55 vs. Chicago Cardinals)
91t	Hal van Every (11/23/41 vs. Green Bay)
90t	Bob "Tulsa" Smith (11/9/52 vs. Detroit)
87	Joe Blahak (12/9/73 vs. Houston)
83t	Michael Griffin (12/21/08 at Tennessee)
83t	Don Perkins (10/8/44 vs. Green Bay)
77t	Mike Brim (9/13/92 vs. N.Y. Jets)
77t	Woodrow Lowe (11/25/79 at San Diego)
77t	Paul Krause (11/23/69 at Minnesota)
75t	Daylon McCutcheon (10/5/03 vs. Cleveland)
75t	Brian Washington (10/2/88 vs. Cleveland)
75t*	Vernon Perry (1/6/80 vs. Houston)
75t	George Sauer (11/24/35 vs. Green Bay)

LONGEST FIELD GOALS

54	Sam Ficken (12/22/19 at N.Y. Jets)
54	Josh Lambo (10/12/15 at San Diego)
	Blair Walsh (9/29/13 vs. Minnesota [London])
	Tony Zendejas (9/12/93 at L.A. Rams)
53	Dan Bailey (11/13/16 vs Dallas)
	Mike Hollis (10/8/95 at Jacksonville)
	Sam Baker (12/18/63 at Dallas)
52	Justin Tucker (10/1/15 vs. Baltimore)
	Jeff Wilkins (12/20/07 at St. Louis)
	Richie Cunningham (8/31/97 vs. Dallas)
	Mike Hollis (9/1/96 at Jacksonville)
	Steve Christie (11/14/94 vs. Buffalo)
	Eddie Murray (10/25/92 at Kansas City)
	Pat Leahy (9/6/84 at N.Y. Jets)
	Grant Guthrie (10/11/70 vs. Buffalo)
	Dan Bailey (11/13/16 vs. Dallas)

LONGEST FUMBLE RETURNS

89t	Don Paul (11/10/57 at Cleveland)
88t	Keith McKenzie (11/9/98 vs. Green Bay)
78t	Quentin Coryatt (9/18/94 vs. Indianapolis)
72t	Wendell Harris (9/11/66 vs. N.Y.Giants)
70t	Al Smith (12/8/91 at Houston)
70t	Barney Bussey (11/18/90 at Cincinnati)
65t	Thomas Howard (9/6/81 vs. Kansas City)

LONGEST BLOCKED KICK RETURNS

78t	Lloyd Burruss (12/21/86 vs. Kansas City)
58t	Chris Hudson (9/22/97 at Jacksonville)

Steelers History (Coldest/Warmest Games, Records at Heinz Field)

STEELERS COLDEST GAMES

Date	Team	W-L	Score	Temp.
Sun., Dec. 10, 1977	at Cincinnati	L	17-10	2°
Sun., Dec. 17, 1989	New England	W	28-10	5°
Sun., Dec. 31, 2017	Cleveland	W	28-24	11°
Sun., Jan. 23, 2005*	New England	L	41-27	11°
Thurs., Dec. 10, 2009	at Cleveland	L	13-6	15°
Sun., Jan. 4, 1976*	Oakland	W	16-10	16°
Sun., Jan. 8, 2017	Miami	W	30-12	17°
Sun., Jan. 23, 2011*	N.Y. Jets	W	24-19	17°
Sun., Jan. 14, 2018*	Jacksonville	L	45-42	18°
Sun., Nov. 24, 2013	at Cleveland	W	27-11	20°
Thurs., Dec. 7, 2006	Cleveland	W	27-7	20°
Sun., Dec. 30, 2001	at Cincinnati	L	26-23 (OT)	20°
Sun., Dec. 18, 1983	at Cleveland	L	30-17	20°
Sun., Jan. 20, 2002*	Baltimore	W	27-10	21°
Sun., Dec. 7, 2008	Dallas	W	20-13	22°
Sun., Dec. 15, 1985	Buffalo	W	30-24	22°
Sun., Dec. 12, 1982	at Buffalo	L	13-0	22°
Sun., Jan. 6, 1980*	Houston	W	27-13	22°

* Playoff game

STEELERS WARMEST GAMES

Date	Team	W-L	Score	Temp.
Sun., Oct. 9, 1988	at Phoenix	L	31-14	94°
Mon., Oct. 12, 2015	at San Diego	W	24-20	93°
Sun., Sept. 20, 1992	at San Diego	W	23-6	92°
Sun., Sept. 6, 1998	at Baltimore	W	20-13	91°
Sun., Sept. 18, 1995	at Miami	L	23-10	91°
Sun., Sept. 18, 2005	at Houston	W	27-7	90°
Sun., Sept. 26, 2010	at Tampa Bay	W	38-13	90°

STEELERS RECORDS AT HEINZ FIELD

Overall Record

124-49-1 (Regular season: 116-43-1; Postseason: 8-6)

Steelers Biggest Wins-Worst Losses

Biggest Win: 38 points (45-7) (10/15/06 vs. Kansas City)

Worst Loss: 24 points (7-31) (12/24/06 vs. Baltimore)

Largest Regular-Season Crowd

Attendance: 68,574 (12/17/17 vs. New England)

Largest Postseason Crowd

Attendance: 66,662 (1/23/11 vs. N. Y. Jets)

Most Yards Passing

522 Ben Roethlisberger (10/26/14 vs. Indianapolis)

Most Touchdown Passes

6 Ben Roethlisberger (11/2/14 vs. Baltimore; 10/26/14 vs. Indianapolis)

Most Passes Completed

47 Ben Roethlisberger (1/10/21 vs. Cleveland)

Most Passing Attempts

68 Ben Roethlisberger (1/10/21 vs. Cleveland)

Longest Pass Play

88 Landry Jones to Martavis Bryant (10/18/15 vs. Arizona)

Most Receptions

17 Antonio Brown (11/18/15 vs. Oakland)

Most Yards Receiving

284 Antonio Brown (11/18/15 vs. Oakland)

Most Yards Receiving By An Opponent

196 John Brown (10/18/15 vs. Arizona)

Most Yards Rushing

223 Willie Parker (12/7/06 vs. Cleveland)

Most Yards Rushing By An Opponent

181 Leonard Fournette (10/8/17 vs. Jacksonville)

Most Rushing Attempts

37 Amos Zereoue (11/10/02 vs. Atlanta)

Longest Rushing Play

76 Jonathan Dwyer (10/9/11 vs. Tennessee)
Willie Parker (11/12/06 vs. New Orleans)

Most Quarterback Sacks (INDIVIDUAL)

3.5 James Harrison (11/5/07 vs. Baltimore)

Most Quarterback Sacks (TEAM)

8.0 9/30/19 vs. Cincinnati

Longest Fumble Return

77t LaMarr Woodley (10/25/09 vs. Minnesota)

Longest Interception Return

96 Minkah Fitzpatrick (11/3/19 vs. Indianapolis)

Longest Kickoff Return

98t Allen Rossum (9/23/07 vs. San Francisco)

Longest Kickoff Return for a TD

98t Allen Rossum (9/23/07 vs. San Francisco)

Longest Punt Return

85t Dontae Johnson (12/8/19 at Arizona Cardinals)

Longest Punt Return for a TD

85t Dontae Johnson (12/8/19 at Arizona Cardinals)

Longest Punt

79 Jordan Berry (10/18/15 vs. Arizona)
Drew Butler (12/9/12 vs. San Diego)

Longest Field Goal

53 Chris Boswell (11/26/17 vs. Green Bay)

Coldest Game

11° (12/31/17 vs. Cleveland)
11° (1/23/05 vs. New England)
17° (1/8/17 vs. Miami)
17° (1/23/11 vs. N.Y. Jets)

● Overtime ○ Postseason ○ Heinz Field Attendance Record

Steelers History (Attendance, Records at Three Rivers Stadium)

STEELERS ATTENDANCE AT THREE RIVERS STADIUM					
Year	Total	Average	Year	Total	Average
1970	318,698	(45,528)	1986	414,937	(51,867)
1971	323,812	(46,259)	1987	353,402	(50,486)
1972	340,549	(48,650)	1988	396,044	(49,506)
1973	377,640	(47,205)	1989	383,494	(47,937)
1974	325,457	(46,494)	1990	434,769	(54,346)
1975	341,205	(46,744)	1991	406,935	(50,867)
1976	330,620	(47,231)	1992	427,282	(53,410)
1977	337,156	(48,165)	1993	440,927	(55,116)
1978	380,258	(47,532)	1994	461,272	(57,659)
1979	391,931	(48,991)	1995	455,913	(56,989)
1980	424,106	(53,013)	1996	466,944	(58,368)
1981	420,964	(52,621)	1997	462,532	(57,817)
1982	208,890	(52,223)	1998	464,619	(58,077)
1983	462,587	(57,823)	1999	416,618	(52,077)
1984	447,288	(55,911)	2000	440,428	(55,053)
1985	436,069	(54,509)			



STEELERS RECORDS AT THREE RIVERS STADIUM	
Overall Record	
182-73 (Includes Regular & Postseason Games)	
Steelers Biggest Wins-Worst Losses	
Biggest Win: 42 points (45-3) (9/8/85 vs. Indianapolis)	
Worst Loss: 51 points (0-51) (9/10/89 vs. Cleveland)	
Largest Postseason Crowd	
Attendance 61,545 (1/15/94 vs. San Diego)	
Largest Regular Season Crowd	
Attendance 60,808 (12/18/94 vs. Cleveland)	
Most Yards Passing	
374 Mark Malone (9/30/85 vs. Cincinnati)	
Most Touchdown Passes	
5 Mark Malone (9/8/85 vs. Indianapolis)	
Most Passes Completed	
30 Terry Bradshaw (11/25/79 vs. Cleveland)	
Neil O'Donnell (10/19/95 vs. Cincinnati)	
Most Passing Attempts	
52 Neil O'Donnell (10/19/95 vs. Cincinnati)	
Longest Pass Play	
89t Neil O'Donnell to Dwight Stone (9/1/91 vs. San Diego)	
Most Receptions	
14 Courtney Hawkins (11/1/98 vs. Tennessee)	
Most Yards Receiving	
196 Yancey Thigpen (10/26/97 vs. Jacksonville)	
Most Yards Receiving by an Opponent	
258 Qadry Ismail (12/12/99 vs. Baltimore)	
Most Yards Rushing	
190 Barry Foster (9/13/92 vs. N.Y. Jets)	
Most Yards Rushing by an Opponent	
234 Fred Taylor (11/19/00 vs. Jacksonville)	
Most Rushing Attempts	
41 Franco Harris (10/17/76 vs. Cincinnati)	
Longest Rushing Play	
75 Sidney Thornton (9/23/79 vs. Baltimore)	
Most Quarterback Sacks	
4.5 Chad Brown (10/13/96 vs. Cincinnati)	
L.C. Greenwood (11/25/79 vs. Cleveland)	
Most Quarterback Sacks (Team)	
10 (10/13/96 vs. Cincinnati)	
Longest Fumble Return	
102t Travis Davis (12/26/99 vs. Carolina)	
Longest Kick Return	
95t Larry Anderson (11/25/79 vs. Cleveland)	
Longest Punt Return	
67 John Stagger (9/26/71 vs. Cincinnati)	
Longest Punt Return for a TD	
53 Hank Poteat (12/16/00 vs. Washington)	
Longest Punt	
72 Josh Miller (10/26/97 vs. Jacksonville)	
Longest Field Goal	
55 Gary Anderson (11/25/84 vs. San Diego)	
Coldest Game	
5° (12/17/89 vs. New England)	

Steelers History (Monday, Thursday, Saturday, Sunday Night)

STEELERS ON MONDAY NIGHT (Overall: 49-25, Home: 27-5, Away 22-20)

11/2/70	Cincinnati	21-10	[W]	11/25/96	at Miami	24-17	[W]
10/18/71	at Kansas City	38-16	[L]	9/22/97	at Jacksonville	30-21	[L]
11/5/73	Washington	21-16	[W]	11/3/97	at Kansas City	13-10	[L]
12/3/73	at Miami	30-26	[L]	10/26/98	at Kansas City	20-13	[W]
10/28/74	Atlanta	24-17	[W]	11/9/98	Green Bay	27-20	[W]
11/25/74	at New Orleans	28-7	[W]	12/28/98	at Jacksonville	21-3	[L]
11/24/75	at Houston	32-9	[W]	10/25/99	Atlanta	13-9	[W]
10/4/76	at Minnesota	17-6	[L]	10/29/01	Tennessee	34-7	[W]
9/19/77	San Francisco	27-0	[W]	9/9/02	at New England	34-14	[L]
10/17/77	Cincinnati	20-14	[W]	10/21/02	Indianapolis	28-10	[W]
10/23/78	Houston	24-17	[L]	12/23/02	at Tampa Bay	17-7	[W]
11/27/78	at San Francisco	24-7	[W]	11/17/03	at San Francisco	30-14	[L]
9/3/79	at New England	16-13	ot[W]	10/10/05	at San Diego	24-22	[W]
10/22/79	Denver	42-7	[W]	10/31/05	Baltimore	20-19	[W]
12/10/79	at Houston	20-17	[L]	11/28/05	at Indianapolis	26-7	[L]
10/20/80	Oakland	45-34	[L]	9/18/06	at Jacksonville	9-0	[L]
12/22/80	at San Diego	26-17	[L]	11/5/07	Baltimore	38-7	[W]
10/26/81	Houston	26-13	[W]	11/26/07	Miami	3-0	[W]
12/7/81	at Oakland	30-27	[L]	9/29/08	Baltimore	23-20	ot[W]
9/13/82	at Dallas	36-28	[W]	11/3/08	at Washington	23-6	[W]
10/10/83	at Cincinnati	24-14	[W]	11/9/09	at Denver	28-10	[W]
10/1/84	Cincinnati	38-17	[W]	11/8/10	at Cincinnati	27-21	[W]
11/19/84	at New Orleans	27-24	[L]	12/19/11	at San Francisco	20-3	[L]
9/16/85	at Cleveland	17-7	[L]	11/12/12	Kansas City	16-13	ot[W]
9/30/85	Cincinnati	37-24	[L]	9/16/13	at Cincinnati	20-10	[L]
9/15/86	Denver	21-10	[L]	10/20/14	Houston	30-23	[W]
10/13/86	at Cincinnati	24-22	[L]	11/17/14	at Tennessee	27-24	[W]
10/29/90	L.A. Rams	41-10	[W]	10/12/15	at San Diego	24-20	[W]
10/14/91	N.Y. Giants	23-20	[L]	9/12/16	at Washington	38-16	[W]
10/19/92	Cincinnati	20-0	[W]	12/4/17	at Cincinnati	23-20	[W]
9/27/93	at Atlanta	45-17	[W]	9/24/18	at Tampa Bay	30-27	[W]
11/15/93	Buffalo	23-0	[W]	9/30/19	Cincinnati	27-3	[W]
12/13/93	at Miami	21-20	[W]	10/28/19	Miami	27-14	[W]
10/3/94	Houston	30-14	[W]	09/14/20	at N.Y. Giants	26-16	[W]
11/14/94	Buffalo	23-10	[W]	*12/07/20	Washington	23-17	[L]
9/18/95	at Miami	23-10	[L]	12/21/20	at Cincinnati	27-17	[L]
11/13/95	Cleveland	20-3	[W]				
9/16/96	Buffalo	24-6	[W]				
10/7/96	at Kansas City	17-7	[W]				

* Not in record; game was originally scheduled for Sunday but changed to Monday due to COVID-19 protocols.



JUJU
SMITH-SCHUSTER

09/14/20 at N.Y. Giants

Steelers History (Monday, Thursday, Saturday, Sunday Night)

SUNDAY NIGHT [Overall: 28-25, Home: 13-10, Away 15-15]			
11/12/78	at L.A. Rams	10-7	[L]
12/8/85	at San Diego	54-44	[L]
12/4/88	at Houston	37-34	[W]
9/16/90	Houston	20-9	[W]
11/18/90	at Cincinnati	27-3	[L]
12/30/90	at Houston	34-14	[L]
10/6/91	at Indianapolis	21-3	[W]
11/3/91	at Denver	20-13	[L]
10/25/92	at Kansas City	27-3	[W]
11/28/93	at Houston	23-3	[L]
10/30/94	at Arizona	20-17	ot[L]
10/12/97	Indianapolis	24-22	[W]
11/9/97	Baltimore	37-0	[W]
9/12/99	at Cleveland	43-0	[W]
11/19/00	Jacksonville	34-24	[L]
12/16/01	at Baltimore	26-21	[W]
9/15/02	Oakland	30-17	[L]
10/5/03	Cleveland	33-13	[L]
12/28/03	at Baltimore	13-10	ot[L]
9/26/04*	at Miami	13-3	[W]
12/5/04	at Jacksonville	17-16	[W]
11/13/05	Cleveland	34-21	[W]
10/8/06	at San Diego	23-13	[L]
10/21/07	at Denver	31-28	[L]
12/2/07	Cincinnati	24-10	[W]
9/14/08	at Cleveland	10-6	[W]
10/5/08	at Jacksonville	26-21	[W]
10/4/09	San Diego	38-28	[W]
11/29/09	at Baltimore	20-17	ot[L]
10/31/10	at New Orleans	20-10	[L]
11/14/10	New England	39-26	[L]
12/5/10	at Baltimore	13-10	[W]
9/25/11	at Indianapolis	23-20	[W]
11/6/11	Baltimore	23-20	[L]
11/27/11	at Kansas City	13-9	[W]
9/9/12	at Denver	31-19	[L]
10/21/12	at Cincinnati	24-17	[W]
11/18/12	Baltimore	13-10	[L]
9/22/13	Chicago	40-23	[L]
12/15/13	Cincinnati	30-20	[W]
9/21/14	at Carolina	37-19	[W]
11/2/14	Baltimore	43-23	[W]
12/28/14	Cincinnati	27-17	[W]
12/6/15	Indianapolis	45-10	[W]
10/12/16	Kansas City	43-14	[W]
10/29/17	at Detroit	20-15	[W]
11/26/17	Green Bay	31-28	[W]
12/10/17	Baltimore	39-38	[W]
9/30/18	Baltimore	26-14	[L]
12/2/18	L.A. Chargers	33-30	[L]
9/8/19	at New England	33-3	[L]
10/13/19	at L.A. Chargers	24-17	[W]
12/15/19	Buffalo	17-10	[L]
12/13/20	at Buffalo	26-15	[L]

CHRISTMAS DAY [Overall: 2-0, Home: 1-0, Away 1-0]			
12/25/16	Baltimore	31-27	[W]
12/25/17	at Houston	34-6	[W]
THANKSGIVING DAY [Overall: 2-6, Home: 0-0, Away 2-6]			
11/23/39	at Philadelphia	17-14	[L]
11/28/40	at Philadelphia	7-0	[L]
11/23/50	at Chicago Cardinals	28-17	[W]
11/24/83	at Detroit	45-3	[L]
11/28/91	at Dallas	20-10	[L]
11/26/98	at Detroit	19-16	ot[L]
11/28/13	at Baltimore	22-20	[L]
11/24/16	at Indianapolis	28 - 7	[W]
THURSDAY NIGHT [Overall: 11-11, Home: 8-2, Away 3-9]			
12/4/80	at Houston	6-0	[L]
9/10/81	at Miami	30-10	[L]
9/6/84	at N.Y. Jets	23-17	[W]
10/19/95	Cincinnati	27-9	[L]
12/2/99	at Jacksonville	20-6	[L]
9/7/06	Miami	28-17	[W]
12/7/06	Cleveland	27-7	[W]
12/20/07	at St. Louis	41-24	[W]
11/20/08	Cincinnati	27-10	[W]
9/10/09	Tennessee	13-10	ot[W]
12/10/09	at Cleveland	13-6	[L]
12/23/10	Carolina	27-3	[W]
12/8/11	Cleveland	14-3	[W]
10/11/12	at Tennessee	26-23	[L]
11/28/13	at Baltimore	22-20	[L]
9/11/14	at Baltimore	26-6	[L]
9/10/15	at New England	28-21	[L]
10/1/15	Baltimore	23-20	ot[L]
11/24/16	at Indianapolis	28-7	[W]
11/16/17	Tennessee	40-17	[W]
11/8/18	Carolina	52-21	[W]
11/14/19	at Cleveland	21-7	[L]
SATURDAY [Overall: 10-4, Home: 4-1, Away 6-3]			
12/20/75	at L.A. Rams	10-3	[L]
12/9/78	Baltimore	35-13	[W]
12/16/78	at Denver	21-17	[W]
12/10/83	at N.Y. Jets	34-7	[W]
12/21/85	at N.Y. Giants	28-10	[L]
12/13/86	at N.Y. Jets	45-24	[W]
12/26/87	Cleveland	19-13	[L]
12/16/95	New England	41-27	[W]
12/13/97	at New England	24-21	ot[W]
12/18/99	at Kansas City	35-19	[L]
12/16/00	Washington	24-3	[W]
12/18/04	at N.Y. Giants	33-30	[W]
12/24/05	at Cleveland	41-0	[W]
12/24/11	St. Louis	27-0	[W]

* Not in record; game was originally scheduled as a 1 p.m. kickoff but changed to 8:30 p.m. due to weather.

Steelers Miscellaneous Records

STEELERS REGULAR-SEASON STREAKS

CONSECUTIVE VICTORIES

Overall	16	Sept. 26, 2004	-	Sept. 18, 2005
	11	Sept. 14, 2020	-	Dec. 2, 2020
	11	Oct. 5, 1975	-	Dec. 13, 1975
	10	Oct. 17, 1976	-	Sept. 19, 1977
	9	Nov. 19, 1978	-	Sept. 23, 1979
	9	Nov. 20, 2016	-	Sept. 17, 2017
At Home	14	Oct. 29, 1978	-	Sept. 28, 1980
	13	Sept. 17, 1972	-	Nov. 5, 1973
	11	Oct. 29, 1995	-	Dec. 8, 1996
On Road	11	Sept. 26, 2004	-	Nov. 6, 2005
	9	Nov. 17, 1974	-	Nov. 30, 1975
	6	Sept. 30, 2001	-	Dec. 16, 2001
	6	Oct. 1, 2017	-	Dec. 25, 2017
Start of Season	11	Sept. 14, 2020	-	Dec. 2, 2020
End of Season	14	Sept. 26, 2004	-	Jan. 2, 2005

CONSECUTIVE LOSSES

Overall	16	Sept. 28, 1969	-	Oct. 3, 1970
	13	Dec. 3, 1944	-	Nov. 18, 1945
At Home	11	Dec. 15, 1943	-	Nov. 4, 1945
	8	Sept. 16, 1934	-	Oct. 9, 1935
On Road	11	Dec. 8, 1968	-	Oct. 3, 1970
	8	Nov. 23, 1947	-	Dec. 12, 1948
Start of Season	10	Sept. 24, 1944	-	Dec. 3, 1944
End of Season	13	Sept. 28, 1969	-	Dec. 21, 1969



The Steelers longest regular-season winning streak began vs. the Miami Dolphins (9/26/04) and went all the way through the Houston Texans (9/18/05).



WHEN THE STEELERS RUSH FOR 200 YARDS (Since 1970 merger)

Year	200-Yd. Games	Reg. Season W-L	Postseason W-L
1970	1	0-1	—
1971	2	1-1	—
1972	7	6-1	0-0
1973	2	2-0	0-0
1974	7	4-0	3-0
1975	7	6-0	1-0
1976	10	9-0	1-0
1977	3	3-0	0-0
1978	2	2-0	0-0
1979	4	4-0	0-0
1980	0	0-0	—
1981	3	3-0	—
1982	2	2-0	0-0
1983	5	4-1	0-0
1984	1	1-0	0-0
1985	2	2-0	—
1986	3	3-0	—
1987	3	3-0	—
1988	3	3-0	—
1989	1	1-0	0-0
1990	1	1-0	—
1991	0	0-0	—
1992	2	2-0	0-0
1993	3	3-0	0-0
1994	3	2-0	1-0
1995	0	0-0	0-0

Year	200-Yd. Games	Reg. Season W-L	Postseason W-L
1996	4	3-0	1-0
1997	2	2-0	0-0
1998	2	0-2	—
1999	2	2-0	—
2000	1	2-0	—
2001	7	7-0	0-0
2002	2	2-0	0-0
2003	0	0-0	—
2004	2	2-0	0-0
2005	3	3-0	0-0
2006	4	4-0	—
2007	2	2-0	0-0
2008	0	0-0	0-0
2009	1	1-0	—
2010	2	2-0	0-0
2011	0	0-0	0-0
2012	0	0-0	—
2013	0	0-0	—
2014	2	2-0	—
2015	0	0-0	—
2016	1	1-0	—
2017	0	0-0	—
2018	0	0-0	—
2019	0	0-0	—
2020	0	0-0	—
TOTAL	115	102-6	7-0

Record in 1970s: **42-3**

Record in 1980s: **22-1**

Record in 1990s: **17-2**

Record in 2000s: **23-0**

Record in 2010s: **5-0**

*All records include postseason

Steelers History (Overtime, Year-by-Year Home/Away Records)



JAYLEN
SAMUELS

10/6/19 vs Baltimore

STEELERS IN OVERTIME (Overall: 24-21-3, Home: 13-4-1, Away: 11-17-2)						
9/22/74	at Denver	35-35	[T]	9/29/02	Cleveland	16-13 [W]
9/24/78	Cleveland	15-9	[W]	11/10/02	Atlanta	34-34 [T]
9/3/79	at New England	16-13	[W]	1/11/03	at Tennessee *	34-31 [L]
11/25/79	Cleveland	33-30	[W]	12/28/03	at Baltimore	13-10 [L]
9/27/81	New England	27-21	[W]	1/15/05	N.Y. Jets *	20-17 [W]
9/19/82	Cincinnati	26-20	[W]	10/16/05	Jacksonville	23-17 [L]
12/2/84	at Houston	23-20	[L]	11/20/05	at Baltimore	16-13 [L]
9/28/86	at Houston	22-16	[W]	10/22/06	at Atlanta	41-38 [L]
11/23/86	at Cleveland	37-31	[L]	12/31/06	at Cincinnati	23-17 [W]
11/30/86	at Chicago	13-10	[L]	11/18/07	at N.Y. Jets	19-16 [L]
12/31/89	at Houston *	26-23	[W]	9/29/08	Baltimore	23-20 [W]
11/10/91	at Cincinnati	33-27	[W]	9/10/09	Tennessee	13-10 [W]
1/8/94	at Kansas City *	27-24	[L]	11/22/09	at Kansas City	27-24 [L]
10/30/94	at Arizona	20-17	[L]	11/29/09	at Baltimore	20-17 [L]
11/6/94	at Houston	12-9	[W]	9/12/10	Atlanta	15-9 [W]
11/20/94	Miami	16-13	[W]	11/28/10	at Buffalo	19-16 [W]
11/5/95	at Chicago	37-34	[W]	1/8/12	at Denver *	29-23 [L]
10/26/97	Jacksonville	23-17	[W]	11/12/12	Kansas City	16-13 [W]
11/30/97	at Arizona	26-20	[W]	12/16/12	at Dallas	27-24 [L]
12/13/97	at New England	24-21	[W]	10/1/15	Baltimore	23-20 [L]
11/26/98	at Detroit	19-16	[L]	1/1/17	Cleveland	27-24 [W]
11/12/00	Philadelphia	26-23	[L]	9/24/17	at Chicago	23-17 [L]
11/11/01	at Cleveland	15-12	[W]	9/9/18	at Cleveland	21-21 [T]
12/30/01	at Cincinnati	26-23	[L]	10/6/19	Baltimore	26-23 [L]

* Postseason

Steelers History (Overtime, Year-by-Year Home/Away Records)

STEELERS YEAR-BY-YEAR RECORD AT HOME (Since 1970)

Year	Pre-Season	Regular Season	Post-Season	Overall	Year	Pre-Season	Regular Season	Post-Season	Overall
1970	1-0	4-3	—	5-3	1996	2-0	7-1	1-0	10-1
1971	1-1	5-2	—	6-3	1997	2-0	7-1	1-1	10-2
1972	1-0-1	7-0	1-1	9-1-1	1998	2-0	5-3	—	7-3
1973	2-0	7-1	0-0	9-1	1999	1-1	2-6	—	3-7
1974	2-0	5-2	1-0	8-2	2000	2-0	4-4	—	6-4
1975	1-1	6-1	2-0	9-2	2001	2-0	7-1	1-1	10-2
1976	1-1	6-1	0-0	7-2	2002	1-1	5-2-1	1-0	7-3-1
1977	2-0	6-1	0-0	8-1	2003	1-1	4-4	—	5-5
1978	1-0	7-1	2-0	10-1	2004	1-1	8-0	1-1	10-2
1979	1-0	8-0	2-0	11-0	2005	2-0	5-3	0-0	7-3
1980	0-1	6-2	—	6-3	2006	0-2	5-3	—	5-5
1981	1-0	5-3	—	6-3	2007	1-1	7-1	0-1	8-3
1982	2-0	4-0	0-1	6-1	2008	2-0	6-2	2-0	10-2
1983	0-1	4-4	0-0	4-5	2009	2-0	6-2	—	8-2
1984	1-0	6-2	0-0	7-2	2010	2-0	5-3	2-0	9-3
1985	0-1	5-3	—	5-4	2011	2-0	7-1	0-0	9-1
1986	0-1	4-4	—	4-5	2012	2-0	5-3	—	7-3
1987	0-1	4-3	—	4-4	2013	0-2	5-3	—	5-5
1988	1-0	4-4	—	5-4	2014	1-1	6-2	0-1	7-4
1989	0-1	4-4	0-0	4-5	2015	1-1	6-2	—	7-3
1990	1-0	6-2	—	7-2	2016	0-2	6-2	1-0	7-4
1991	1-0	5-3	—	6-3	2017	1-1	6-2	0-1	7-4
1992	1-1	7-1	0-1	8-3	2018	2-0	5-3	—	7-3
1993	1-1	6-2	0-0	7-3	2019	2-0	5-3	—	7-3
1994	1-1	7-1	1-1	9-3	2020	—	7-1	0-1	7-2
1995	0-2	6-2	2-0	8-4	TOTALS	57-28-1 (.669)	285-110-1 (.721)	21-11 (.656)	363-149-2 (.708)

STEELERS YEAR-BY-YEAR RECORD ON THE ROAD (Since 1970)

Year	Pre-Season	Regular Season	Post-Season	Overall	Year	Pre-Season	Regular Season	Post-Season	Overall
1970	2-1	1-6	—	3-7	1996	0-2	3-5	0-1	3-8
1971	2-1	1-6	—	3-7	1997	2-0	4-4	0-0	6-4
1972	1-0	4-3	0-0	5-3	1998	0-1	2-6	—	2-7
1973	1-2	3-3	0-1	4-6	1999	0-2	4-4	—	4-6
1974	4-0	5-1-1	1-0	10-1-1	2000	1-1	5-3	—	6-4
1975	1-3	6-1	0-0	7-4	2001	1-1	6-2	0-0	7-3
1976	3-1	4-3	1-1	8-5	2002	1-1	5-3	0-1	6-5
1977	1-3	3-4	0-1	4-8	2003	0-2	2-6	—	2-8
1978	1-2	7-1	0-0	8-3	2004	1-1	7-1	0-0	8-2
1979	2-1	4-4	0-0	6-5	2005	1-1	6-2	3-0	10-3
1980	3-0	3-5	—	6-5	2006	0-2	3-5	—	3-7
1981	1-2	3-5	—	4-7	2007	3-0	3-5	0-0	6-5
1982	1-0	2-3	0-0	3-3	2008	1-1	6-2	0-0	7-3
1983	2-0	6-2	0-1	8-3	2009	1-1	3-5	—	4-6
1984	2-1	3-5	1-1	6-7	2010	1-1	7-1	0-0	8-2
1985	1-2	2-6	—	3-8	2011	1-1	5-3	0-1	6-5
1986	1-2	2-6	—	3-8	2012	1-1	3-5	—	4-6
1987	0-3	4-4	—	4-7	2013	0-2	3-5	—	3-7
1988	2-1	1-7	—	3-8	2014	0-2	5-3	—	5-5
1989	2-1	5-3	1-1	8-5	2015	0-3	4-4	1-1	5-8
1990	0-2	3-5	—	3-7	2016	1-1	5-3	1-1	7-5
1991	1-2	2-6	—	3-8	2017	2-0	7-1	—	9-1
1992	1-1	4-4	0-0	5-5	2018	1-1	4-3-1	—	5-4-1
1992	1-1	4-4	0-0	5-5	2019	1-1	3-5	—	4-6
1993	1-1	3-5	0-1	4-7	2020	—	5-3	—	5-3
1994	0-2	5-3	0-0	5-5	TOTALS	57-64 (.471)	201-193-2 (.510)	9-12 (.429)	267-269-2 (.498)
1995	1-1	5-3	0-0	6-4					

● Includes one game at Wembley Stadium (London)

Steelers History (Biggest Wins, Losses, Scoring Highs, Tie Games)



9/21/75 **Steelers 37, Chargers 0**

STEELERS BIGGEST WINS - WORST LOSSES

BIGGEST WINS				WORST LOSSES			
56 pts	(63-7)	N.Y. Giants	11/30/52	51 pts	(0-51)	Cleveland	9/10/89
45 pts	(45-0)	at Kansas City	11/7/76	47 pts	(7-54)	Green Bay	11/23/41
43 pts	(43-0)	at Cleveland	9/12/99	47 pts	(0-47)	Green Bay	10/15/33
42 pts	(45-3)	Indianapolis	9/8/85	42 pts	(3-45)	at Detroit	11/24/83
42 pts	(42-0)	Tampa Bay	12/5/76	42 pts	(7-49)	at Chicago	11/23/47
41 pts	(41-0)	at Cleveland	12/24/05	42 pts	(3-45)	Philadelphia	11/4/45
38 pts	(45-7)	Kansas City	10/15/06	42 pts	(7-49)	Chicago	12/3/44
37 pts	(37-0)	Baltimore	11/9/97				
37 pts	(37-0)	at San Diego	9/21/75				
36 pts	(42-6)	St. Louis	11/3/96				
36 pts	(42-6)	at Cleveland	10/5/75				

STEELERS BIGGEST WINS - WORST LOSSES (At Home Since 1970)

BIGGEST WINS				WORST LOSSES			
42 pts	(45-3)	Indianapolis	9/8/85	51 pts	(51-0)	Cleveland	9/10/89
42 pts	(42-0)	Tampa Bay	12/5/76	34 pts	(34-0)	New England	10/19/86
38 pts	(45-7)	Kansas City	10/15/06	30 pts	(37-7)	Dallas	8/31/97
37 pts	(37-0)	Baltimore	11/9/97	27 pts	(41-14)	Washington	11/17/91
36 pts	(42-6)	St. Louis	11/3/96	24 pts	(31-7)	Baltimore	12/24/06
35 pts	(45-10)	Indianapolis	12/6/15	24 pts	(31-7)	Miami	10/7/84
35 pts	(35-0)	Cleveland	12/23/90	22 pts	(28-6)	Miami	9/30/90
35 pts	(38-3)	Chicago	9/28/80				
35 pts	(42-7)	Denver	10/22/79				
33 pts	(47-14)	Detroit	12/23/01				

STEELERS BIGGEST COMEBACK WINS

The Steelers trailed Baltimore **21-0** (10/5/97) in the second quarter and came back to win, **42-34**.

The Steelers trailed Buffalo **21-0** (12/15/85) in the second quarter and came back to win, **30-24**.

STEELERS & OPPONENTS SCORING HIGHS

MOST POINTS BY STEELERS				MOST POINTS BY OPPONENTS			
63	11/30/52	N.Y. Giants	(63-7)	55	11/3/13	at New England	(55-31)
57	12/18/66	at Atlanta	(57-33)	54	11/23/41	Green Bay	(54-7)
55	10/17/54	Cleveland	(55-27)	52	9/8/91	at Buffalo	(52-34)
52	11/8/18	Carolina	(52-21)	52	11/23/69	at Minnesota	(52-14)
	11/25/84	San Diego	(52-24)	52	10/30/66	at Dallas	(52-21)
52	10/26/14	Indianapolis	(51-34)	51	9/10/89	at Cleveland	(51-0)
	10/7/79	at Cleveland	(51-35)	49	11/23/47	at Chicago	(49-7)
51	11/19/95	at Cincinnati	(49-31)	49	12/3/44	Chicago	(49-7)
48	11/26/00	at Cincinnati	(48-28)	*48	01/10/21	Cleveland	(48-37)
47	12/23/01	Detroit	(47-14)				

STEELERS IN TIE GAMES (22)

10/22/33	at Cincinnati	(0-0)	11/8/59	Detroit	(10-10)
11/5/33	at Brooklyn	(3-3)	10/23/60	at Washington	(27-27)
10/29/39	at Cleveland	(14-14)	9/15/63	at Philadelphia	(21-21)
9/8/40	Chicago Cardinals	(7-7)	11/24/63	Chicago	(17-17)
9/15/40	N.Y. Giants	(10-10)	12/1/63	Philadelphia	(20-20)
11/9/41	at Philadelphia	(7-7)	9/11/66	N.Y. Giants	(34-34)
11/7/43	Washington	(14-14)	11/12/67	at St. Louis	(14-14)
9/29/46	at Washington	(14-14)	11/10/68	at St. Louis	(28-28)
11/13/49	L.A. Rams	(7-7)	9/22/74	at Denver	(35-35)
10/1/51	N.Y. Giants	(13-13)	11/10/02	Atlanta	(34-34)
12/7/58	at Washington	(14-14)	9/9/18	at Cleveland	(21-21)

* Postseason

*Sudden death overtime system for regular-season games was instituted in 1974.

Regular Season Last Time

THE LAST TIME THE STEELERS/OPPONENT...

Overtime Game Won

By Steelers – Pittsburgh 27, Cleveland 24, 1/1/17
By Opponent – Chicago 23, Pittsburgh 17, 9/24/17

Tie Game

Home – Pittsburgh 34, Atlanta 34, 11/10/02
Away – Pittsburgh 21, at Cleveland 21, 9/9/18

Shutout

By Steelers – Pittsburgh 27, St. Louis 0, 12/24/11
By Opponent – Jacksonville 9, Pittsburgh 0, 9/18/06

Kickoff Returned for a TD

By Steelers – **JuJu Smith Schuster (96 yards) vs. Cleveland, 12/31/17**
By Opponent – Jacoby Jones (108 yards) vs. Baltimore, 11/2/14

Punt Returned for a TD

By Steelers – **Diontae Johnson (85 yards) vs. Arizona, 12/8/19**
By Opponent – Desmond King II vs. LA Chargers, 12/12/18

Intercepted Pass Returned for a TD

By Steelers – **Joe Haden (14 yards) vs. Baltimore, 12/2/20**
By Opponent – Taron Johnson (51 yards) at Buffalo, 12/13/20

Fumble Returned for a TD

By Steelers – **Minkah Fitzpatrick (43 yards) vs. L.A. Rams, 11/10/19**
By Opponent – Jordan Richards (0 yards) at Baltimore Ravens, 12/29/19

Blocked Punt

By Steelers – Roosevelt Nix vs. Atlanta, 10/7/18
By Opponent – Javorius Allen at Baltimore, 11/6/16

Blocked Punt for a TD

By Steelers – Tyler Matakevich (0-yard recovered by Anthony Chickillo) at Cleveland, 9/10/17
By Opponent – Chris Moore (14 yards) at Baltimore, 11/6/16

Blocked Field Goal

By Steelers – J.J. Fort at New Orleans, 12/23/18
By Opponent – Justin Simmons at Denver, 11/25/18

Blocked Field Goal for a TD

By Steelers – Bob O'Neill (73 yards) vs. Chicago Cards, 10/13/57
By Opponent – Chris Moore (14 yards) at Baltimore, 11/6/16

Blocked PAT

By Steelers – **Cameron Heyward vs. Indianapolis, 11/3/19**
By Opponent – Tyrone Crawford at Dallas, 11/8/20

Safety Scored

By Steelers – vs. Denver (Sam Martin tackled in endzone by Derek Watt), 9/20/20
By Opponent – at Baltimore Ravens (Devlin Hodges called for intentional grounding in the endzone), 12/29/19



Minkah Fitzpatrick Intercepted Pass for a TD 10/7/18 vs. Atlanta

Two 100-Yard Rushers in Same Game

By Steelers – at Carolina (Le'Veon Bell 147, LeGarrette Blount 118), 9/21/14
By Opponent – None

200 Yards Rushing

By Steelers – Le'Veon Bell (236 yards) at Buffalo, 12/11/16
By Opponent – Jay Ajayi (204 yards) at Miami, 10/16/16

300 Yards Passing

By Steelers – **Mason Rudolph (315 yards) at Cleveland, 1/4/21**

By Opponent – Drew Brees (326 yards) at New Orleans, 12/23/18

400 Yards Passing

By Steelers – **Ben Roethlisberger (402 yards) at Denver, 11/25/18**
By Opponent – Ryan Fitzpatrick (411 yards) at Tampa Bay, 9/24/18

500 Yards Passing

By Steelers – **Ben Roethlisberger (506 yards) vs. Baltimore, 12/10/17**
By Opponent – None

200 Yards Receiving

By Steelers – Markus Wheaton [201 yards] at Seattle, 11/29/15
By Opponent – A.J. Green (224 yards) at Cincinnati, 12/7/14

Four TD Passes

By Steelers – **Ben Roethlisberger vs. Cincinnati, 11/15/20**
By Opponent – Derek Carr vs. Oakland, 11/8/15

Five TD Passes

By Steelers – **Ben Roethlisberger vs. Carolina, 11/8/18**
By Opponent – Russell Wilson at Seattle, 11/29/15

Six TD Passes

By Steelers – **Ben Roethlisberger vs. Baltimore, 11/2/14**
By Opponent – Patrick Mahomes vs. Kansas City, 9/16/18

Three TD Receptions

By Steelers – Chase Claypool vs. Philadelphia, 10/11/20
By Opponent – Doug Baldwin at Seattle, 11/29/15

Four TD Receptions

By Steelers – Roy Jefferson vs. Atlanta, 11/3/68
By Opponent – Don Beebe at Buffalo, 9/8/91

Three TDs Rushing

By Steelers – Le'Veon Bell at Buffalo, 12/11/16
By Opponent – Arlen Harris vs. St. Louis, 10/26/03

Four Field Goals

By Steelers – **Chris Boswell vs. Indianapolis, 11/3/19**
By Opponent – Justin Tucker vs. Baltimore, 9/30/18

Five Field Goals

By Steelers – **Chris Boswell at Cincinnati, 10/22/17**
By Opponent – Matt Prater at Detroit, 10/29/17

Six Field Goals

By Steelers – **Chris Boswell at Cincinnati, 12/18/16**
By Opponent – Todd Peterson vs. Seattle, 9/26/99

Three Interceptions

By Steelers – Darren Perry at Cleveland, 9/11/94
By Opponent – Dick Anderson (4) at Miami, 12/3/73

Four Interceptions

By Steelers – Jack Butler vs. Washington, 12/13/53
By Opponent – Dick Anderson at Miami, 12/3/73

Regular Season Last Time

THE LAST TIME THE STEELERS/OPPONENT...

Three Sacks

By Steelers – **T.J. Watt vs. Atlanta, 10/17/18**
By Opponent – Terrell Suggs at Baltimore, 9/11/11

Four Sacks

By Steelers – Joey Porter at Tampa Bay, 10/21/01
By Opponent – Alfred Williams vs. Cincinnati, 10/16/94

Five Sacks

By Steelers – Joe Greene at Houston, 12/10/72
By Opponent – None

Gained 500 Yards of Total Offense

By Steelers – 527 (75 rushing, 452 passing)
at Denver, 11/25/18
By Opponent – 610 (197 rushing, 413 passing)
at New England, 11/3/13

Limited Team to Under 100 Yards of Total Offense

By Steelers – 98 (81 rushing, 17 passing), 10/29/06
at Oakland
By Opponent – 53 (36 rushing, 17 passing), 9/10/89
vs. Cleveland

Three Interceptions (TEAM)

By Steelers – at Arizona, 12/8/19
By Opponent – at Tennessee, 10/25/20

Four Interceptions (TEAM)

By Steelers – at Jacksonville, 11/22/20
By Opponent – vs. Buffalo, 12/15/19

Five Interceptions (TEAM)

By Steelers: 12/5/93 vs. New England
By Opponent: 10/8/17 vs. Jacksonville

Five Takeaways (TEAM)

By Steelers – (5) at San Francisco (2 INT, 3 FUM), 9/22/19
By Opponent – (5) vs. Buffalo (4 INT, 1 FUM), 12/15/19

Six Takeaways (TEAM)

By Steelers – (7) at Tennessee (3 INT, 4 FUM), 9/19/10
By Opponent – (6) at Cleveland (4 INT, 2 FUM), 9/9/18

Two 100-Yard Receivers in Same Game

By Steelers – at New Orleans (Brown 185, **Smith-Schuster 115**), 12/23/18
By Opponent – vs. Kansas City (Kelce 109, Watkins 100), 9/16/18

100 Yards Rushing

By Steelers – at Jacksonville (27-106), 11/22/20
By Opponent – vs. Indianapolis (28-127), 12/27/20

200 Yards Rushing

By Steelers: at Buffalo (42-240), 12/11/16
By Opponent: at Baltimore (47-265), 11/1/20

100-Yard Rusher and 100-Yard Receiver

By Steelers – vs. Miami (**Conner 145, Smith-Schuster 103**), 11/28/19
By Opponent – at Baltimore (Dobbins 113, Snead 106), 11/1/20

100-Yard Rusher and Two 100-Yard Receivers

By Steelers – at Cincinnati (**Conner 111, Smith-Schuster 111**, Brown 105), 10/7/18
By Opponent – at New England (Ridley 115, Gronkowski 143, Dobson 130), 11/3/13

100-Yard Rusher, 300-Yard Passer and 100-Yard Receiver

By Steelers – at Cleveland (**Conner 135, Roethlisberger 335, Smith-Schuster 119**), 9/9/18
By Opponent – vs. Dallas (Elliott 114, Prescott 319, Bryant 116), 11/13/16

100-Yard Rusher, 300-Yard Passer and Two 100-Yard Receivers

By Steelers – at Cincinnati (**Conner 111, Smith-Schuster 111**, Brown 105, **Roethlisberger 369**), 10/14/18
By Opponent – at New England (Ridley 115, Brady 432, Gronkowski 143, Dobson 130), 11/3/13

100-Yard Rusher and 300-Yard Passer

By Steelers – vs. Indianapolis (D. Williams 134, **Roethlisberger 364**), 12/6/15
By Opponent – at New England (Ridley 115, Brady 432), 11/3/13

100-Yard Receiver and 300-Yard Passer

By Steelers – vs. Cincinnati (Johnson 116, Roethlisberger 333), 11/15/20
By Opponent – at Los Angeles Chargers (Henry 100, Rivers 320), 10/13/19

Two 100-Yard Receivers and 300-Yard Passer

By Steelers – at New Orleans (Brown 185, **Smith-Schuster 115, Roethlisberger 462**), 12/23/18
By Opponent – vs. Kansas City (Kelce 109, Watkins 100, Mahomes 326), 9/16/18

100-Yard Rusher, 100-Yard Receiver, 200-Yard Receiver and 400-Yard Passer

By Steelers: vs. Atlanta (Zereoue 123, Burress 253, Ward 139, Maddox 473), 11/10/02
By Opponent – None

100-Yard Rusher, Two 100-Yard Receivers and 400-Yard Passer

By Steelers: vs. Atlanta (Zereoue 123, Burress 253, Ward 139, Maddox 473), 11/10/02
By Opponent: at New England (Ridley 115, Gronkowski 143, Dobson 130, Brady 432), 11/3/13

Three 100-Yard Receivers and 300-Yard Passer

By Steelers: vs. Chicago Cardinals (Orr 205, McClair 139, Tracy 106, Layne 409), 12/13/58
By Opponent – at St. Louis (D. Williams 114, Conrad 133, Smith 105, Hart 353), 11/10/68

Three Rushing Touchdowns

By Steelers – vs. Cleveland (Connor 1, Claypool 1, Snell 1), 10/18/20
By Opponent – at New Orleans (Kamara 2, Ingram 1), 12/23/18

Four Rushing Touchdowns

By Steelers – Detroit (Bettis 3, **Roethlisberger 1**), 1/1/06
By Opponent – at San Diego (McGee 2, Anderson 1, Spencer 1), 12/8/85

Five Rushing Touchdowns

By Steelers – at Kansas City (Bettis 2, Stewart 2, Pegram 1), 11/3/96
By Opponent – at Cleveland (Hanulak 3, Morrison 1, Reynolds 1), 12/12/54

Three Touchdown Passes

By Steelers – vs. Indianapolis (**Roethlisberger 3**), 12/27/20
By Opponent – at Tampa Bay (Fitzpatrick 3), 9/29/18

Four Touchdown Passes

By Steelers – vs. Cincinnati (Roethlisberger 4), 11/15/20
By Opponent – at Oakland (Carr 4), 11/18/15

Five Touchdown Passes

By Steelers – vs. Carolina (**Roethlisberger 5**), 11/8/18
By Opponent – at Seattle (Wilson 5), 11/29/15

Six Touchdown Passes

By Steelers – vs. Baltimore (**Roethlisberger 6**), 11/2/14
By Opponent – vs. Kansas City (Mahomes 6), 9/16/18

Regular Season Last Time

THE LAST TIME THE STEELERS/OPPONENT...

Six Sacks

By Steelers – at Jacksonville (6-40), 11/18/18
By Opponent – vs. Baltimore (6-34), 11/20/05

Seven or more Sacks

By Steelers – vs. Denver Broncos (7-61), 9/20/20
By Opponent – at Cleveland (8-60), 12/20/09

Two Opponent Fumble Recoveries

By Steelers – at San Francisco (**D. Bush 2, T. Watt 1**), 11/15/20
By Opponent – at New Orleans (Okafor 1, Davis 1), 12/23/18

Three Opponent Fumble Recoveries

By Steelers – at San Francisco (**D. Bush 2, T. Watt 1**), 9/22/19
By Opponent – at Cleveland (Schobert 2, Peppers 1), 9/9/18

Shutout on Road

By Steelers – at Cleveland (41-0), 12/24/05
By Opponent – at Baltimore (0-27), 11/26/06

Shutout at Home

By Steelers – vs. St. Louis (27-0), 12/24/11
By Opponent – vs. Baltimore (0-16), 9/3/00

Overtime Win away from Pittsburgh

By Steelers – at Buffalo (19-16), 11/28/10
By Opponent – at Dallas (27-24), 12/16/12

Overtime Win in Pittsburgh

By Steelers – vs. Cleveland (27-24), 1/1/17
By Opponent – vs. Baltimore (23-20), 10/1/15

40 Points

By Steelers – vs. Atlanta (41-17), 10/17/18
By Opponent – vs. Kansas city (42-37), 9/16/18

50 Points

By Steelers – vs. Carolina (52-21), 11/8/18
By Opponent – at New England (55-31), 11/3/13

Two-Point Conversion

By Steelers – at Buffalo (Roethlisberger - Ebron pass),
12/13/20
By Opponent – vs. Denver (Driskel-Fant pass), 9/20/20

Missed Point-After-Touchdown Attempt

By Steelers – vs. Baltimore (Chris Boswell missed kick),
12/2/20
By Opponent – at Buffalo (Tyler Bass missed wide right),
12/13/20

Postseason Last Time

THE LAST TIME THE STEELERS/OPPONENT...

Overtime Game Won

By Steelers – Pittsburgh 20, N.Y. Jets 17, AFC Divisional Playoff,
1/15/05
By Opponent – Denver 29, Pittsburgh 23, AFC Wild Card Game,
1/8/12

Shutout

By Steelers – None
By Opponent – Philadelphia 21, Pittsburgh 0, Eastern Division
Playoff, 12/21/1947

Kickoff Return for TD

By Steelers – None
By Opponent – None

Punt Return for TD

By Steelers – Antonio Holmes (67 yards) vs. San Diego,
AFC Divisional Playoff, 1/11/09
By Opponent – Santana Moss (75 yards) vs. N.Y. Jets,
AFC Divisional Playoff, 1/15/05

Interception Return for TD

By Steelers – James Harrison (100 yards) vs. Arizona,
Super Bowl XLIII, 2/1/09
By Opponent – Nick Collins (37 yards) vs. Green Bay,
Super Bowl XLV, 2/6/11

Fumble Return for TD

By Steelers – William Gay (19 yards) vs. N.Y. Jets,
AFC Championship Game, 1/23/11
By Opponent – Tervin Smith (50 yards) vs. Jacksonville,
AFC Divisional Playoff, 1/14/18

Blocked Punt

By Steelers – **Ben Roethlisberger (469) vs. Jacksonville,**
AFC Divisional Playoff, 1/14/18
By Opponent – Keith Cash, at Kansas City, AFC Wild Card
Game, 1/8/94

Blocked Punt for TD

By Steelers – None
By Opponent – Terry Brown, vs. Minnesota, Super Bowl IX,
1/12/75

Blocked Field Goal

By Steelers – None
By Opponent – Brian Mitchell, vs. New England,
AFC Championship Game, 1/27/02

Blocked Field Goal for TD

By Steelers – None
By Opponent – Antwan Harris (49 yards), vs. New England,
AFC Championship Game, 1/27/02

Safety Scored

By Steelers – vs. Baltimore, AFC Wild Card Game, (Punt
blocked by Shamarko Thomas out of bounds in end zone),
1/3/15
By Opponent – vs. N.Y. Jets, AFC Championship Game, (Ben
Roethlisberger tackled by Mike Devito), 1/23/11

100 Yards Rushing

By Steelers – Le'Veon Bell (170) at Kansas City,
AFC Divisional Playoff, 1/15/17
By Opponent –Leonard Fournette (109 yards) vs.
Jacksonville, AFC Divisional Playoff, 1/14/18

Two 100-yard Rushers in Same Game

By Steelers – None
By Opponent – None

200 Yards Rushing

By Steelers – None
By Opponent – None

300 Yards Passing

By Steelers – **Ben Roethlisberger (469) vs. Jacksonville,**
AFC Divisional Playoff, 1/14/15
By Opponent – Tom Brady (384) at New England,
AFC Championship Game, 1/22/17

Postseason Last Time

THE LAST TIME THE STEELERS/OPPONENT...

400 Yards Passing

By Steelers – None
By Opponent – None

500 Yards Passing

By Steelers – None
By Opponent – None

200 Yards Receiving

By Steelers – None
By Opponent – Demaryius Thomas (204 yards) at Denver, AFC Wild Card Game, 1/8/12

Four TD Passes

By Steelers – Terry Bradshaw, vs. Dallas, Super Bowl XIII, 1/21/79
By Opponent – Dan Marino, vs. Miami, AFC Championship Game, 1/6/85

Five TD Passes

By Steelers – Ben Roethlisberger, vs. Jacksonville, AFC Divisional Playoff, 1/14/18
By Opponent – None

Six TD Passes

By Steelers – None
By Opponent – None

Three TD Receptions

By Steelers – None
By Opponent – None

Four TD Receptions

By Steelers – None
By Opponent – None

Three TDs Rushing

By Steelers – Franco Harris, vs. Buffalo, AFC Divisional Playoff, 12/22/74
By Opponent – Leonard Fournette, vs. Jacksonville, AFC Divisional Playoff, 1/14/18

Four Field Goals

By Steelers – **Chris Boswell, at Kansas City, AFC Divisional Playoff, 1/15/17 (6)**
By Opponent – Brandon McManus, at Denver, AFC Divisional Playoff, 1/17/16

Five Field Goals

By Steelers – **Chris Boswell, at Kansas City, AFC Divisional Playoff, 1/15/17 (6)**
By Opponent – Brandon McManus, at Denver, AFC Divisional Playoff, 1/17/16

Six Field Goals

By Steelers – **Chris Boswell, at Kansas City, AFC Divisional Playoff, 1/15/17**
By Opponent – None

Three Interceptions

By Steelers – None
By Opponent– None

Four Interceptions

By Steelers – None
By Opponent – None

Three Sacks

By Steelers – James Harrison, vs. Baltimore, AFC Divisional Playoff, 1/15/11
By Opponent – Terrell Suggs, vs. Baltimore, AFC Divisional Playoff, 1/15/11

Four Sacks

By Steelers – None
By Opponent – None

Five Sacks

By Steelers – None
By Opponent – None

500 Yards of Total Offense

By Steelers – 545 (83 rushing, 462 passing) vs. Jacksonville, AFC Divisional Playoff, 1/14/18
By Opponent – 569 (134 rushing, 435 passing) vs. Miami, AFC Championship Game, 1/6/85

Limited Team to Under 100 Yards of Total Offense

By Steelers – None
By Opponent – None

Three Interceptions (TEAM)

By Steelers – vs. Baltimore, AFC Championship Game, 1/18/09
By Opponent – vs. Jacksonville, AFC Wild Card Game, 1/5/08

Four Interceptions (TEAM)

By Steelers – None
By Opponent – None

Five Interceptions (TEAM)

By Steelers – vs. Houston, AFC Championship Game, 1/7/79
By Opponent – None

Five Takeaways (TEAM)

By Steelers – vs. Houston (9), AFC Championship Game (5 INT, 4 FUM), 1/7/79
By Opponent – vs. Houston, AFC Championship Game (2 INT, 3 FUM), 1/7/79

Six Takeaways (TEAM)

By Steelers – vs. Houston (9), AFC Championship Game (5 INT, 4 FUM), 1/7/79
By Opponent – vs. Oakland (8), AFC Championship Game (3 INT, 5 FUM), 1/4/76

Two 100-Yard Receivers in Same Game

By Steelers – vs. Jacksonville (A. Brown 7-132, **McDonald 10-112**), AFC Divisional, 1/14/18
By Opponent – at New England (Hogan 9 – 180, Edelman 8 – 118), AFC Championship Game, 1/22/17

100 Yards Rushing (TEAM)

By Steelers – at Kansas City, AFC Divisional Playoff (34-171), 1/15/17
By Opponent – vs. Jacksonville, AFC Divisional Playoff (35-164), 1/14/18

200 Yards Rushing (TEAM)

By Steelers – vs. Indianapolis, AFC Wild Card Game (51–231), 12/29/96
By Opponent – at Oakland, AFC Divisional Playoff (55–232), 12/22/73

100-Yard Rusher and 100-Yard Receiver

By Steelers – at Kansas City, AFC Divisional Playoff (Bell 170, A. Brown 108), 1/15/17
By Opponent – vs. San Diego, AFC Wild Card Game (Muncie 126, Chandler 124, Winslow 102), 1/9/83

Postseason Last Time

THE LAST TIME THE STEELERS/OPPONENT...

100-Yard Rusher and Two 100-Yard Receivers

By Steelers – None
 By Opponent – 1/9/83 vs. San Diego, AFC Wild Card Game
 (Muncie 126, Chandler 124, Winslow 102)

100-Yard Rusher, 300-Yard Passer and 100-Yard Receiver

By Steelers – None
 By Opponent – 1/9/83 vs. San Diego, AFC Wild Card Game
 (Muncie 126, Fouts 333, Chandler 124, Winslow 102)

100-Yard Rusher, 300-Yard Passer and Two 100-Yard Receiver

By Steelers – None
 By Opponent – 1/9/83 vs. San Diego, AFC Wild Card Game
 (Muncie 126, Fouts 333, Chandler 124, Winslow 102)

100-Yard Rusher and 300-Yard Passer

By Steelers – None
 By Opponent – 1/9/83 vs. San Diego, AFC Wild Card Game
 (Muncie 126, Fouts 333)

Two 100-Yard Receivers and 300-Yard Passer

By Steelers – 1/14/18 vs. Jacksonville, AFC Divisional
 Playoff (A. Brown 132, **McDonald 112, Roethlisberger 469**)
 By Opponent – 1/22/17 at New England, AFC Championship
 Game (Brady 384, Hogan 180, Edelman 118)

**100-Yard Rusher, 100-Yard Receiver,
200-Yard Receiver and 400-Yard Passer**

By Steelers – None
 By Opponent – None

100-Yard Rusher, Two 100-Yard Receivers and 400-Yard Passer

By Steelers – None
 By Opponent – None

Three 100-Yard Receivers and 300-Yard Passer

By Steelers – None
 By Opponent – None

Three Rushing Touchdowns

By Steelers – 1/ 11/09 vs. San Diego, AFC Divisional Playoff,
 (Parker 2, Russell 1)
 By Opponent – 1/4/18 vs. Jacksonville, AFC Divisional
 Playoff (Fournette 3, Yeldon 1)

Four Rushing Touchdowns

By Steelers – 12/29/96, vs. Indianapolis, AFC Wild Card
 Game (Bettis 2, Stewart 2, Witman 1)
 By Opponent – 1/14/18 vs. Jacksonville, AFC Divisional
 Playoff (Fournette 3, Yeldon 1)

Five Rushing Touchdowns

By Steelers – 12/29/96, vs. Indianapolis, AFC Wild Card
 Game (Bettis 2, Stewart 2, Witman 1)
 By Opponent – None

Three Touchdown Passes

By Steelers – 1/14/18 vs. Jacksonville, AFC Divisional
 Playoff (**Roethlisberger 5**)
 By Opponent – 1/22/17 at New England, AFC Championship
 Game (Brady 3)

Four Touchdown Passes

By Steelers – 1/14/18 vs. Jacksonville, AFC Divisional
 Playoff (**Roethlisberger 5**)
 By Opponent – 1/6/85 vs. Miami, AFC Championship Game
 (Marino 4)

Five Touchdown Passes

By Steelers – 1/14/18 vs. Jacksonville,
 AFC Divisional Playoff (**Roethlisberger 5**)
 By Opponent – None

Six Touchdown Passes

By Steelers – None
 By Opponent – None

Six Sacks

By Steelers – None
 By Opponent – 1/15/11 vs. Baltimore, AFC Divisional Playoff
 (6–34)

Seven or More Sacks

By Steelers – None
 By Opponent – 1/9/93 vs. Buffalo, AFC Divisional Playoff
 (7–52)

Two Opponent Fumble Recoveries

By Steelers –1/8/17 vs. Miami, AFC Wild Card Game
 (Tuitt, Walton)
 By Opponent – 1/15/11 vs. Baltimore, AFC Divisional Playoff
 (Redding, Reed)

Shutout on Road

By Steelers – None
 By Opponent – None

Shutout at Home

By Steelers – None
 By Opponent – 12/21/47 vs. Philadelphia (21–0),
 Eastern Division Playoff

OT Win Away from Pittsburgh

By Steelers – 1/31/89 at Houston,
 AFC Wild Card Game (23–20)
 By Opponent – 1/8/12 at Denver, AFC Wild Card Game
 (29-23)

OT Win in Pittsburgh

By Steelers – 1/15/05 vs. N.Y. Jets, AFC Divisional Playoff
 (20–17)
 By Opponent – None

40 Points

By Steelers – 1/14/18 vs. Jacksonville, AFC Divisional
 Playoff (42-45)
 By Opponent – 1/23/05 vs. New England, AFC Champion-
 ship Game (41–27)

50 Points

By Steelers – None
 By Opponent – None

Two-Point Conversion

By Steelers –1/22/17 at New England, AFC Championship
 Game (**Roethlisberger** pass to D. Williams)
 By Opponent – 1/17/16 at Denver, AFC Divisional Playoff
 [Peyton Manning pass to Demaryius Thomas]

Missed Point-After-Touchdown Attempt

By Steelers – 1/22/17 at New England, AFC Championship
 Game (**Chris Boswell** kick failed)
 By Opponent –1/22/17 at New England, AFC Championship
 Game (Stephen Gostkowski kick failed)

AFC Central/North Division Playoff Races (Week-by-Week)

1980 Central Division					
Wk	CIN	CLE ●	HOU ●	PIT	
1	0-1	0-1	0-1	1-0	
2	0-2	0-2	1-1	2-0	
3	1-2	1-2	2-1	2-1	
4	1-3	2-2	3-1	3-1	
5	1-4	2-3	3-2	4-1	
6	2-4	3-3	3-3	4-2	
7	3-4	4-3	4-3	4-3	
8	3-5	5-3	5-3	4-4	
9	3-6	6-3	6-3	5-4	
10	3-7	7-3	7-3	6-4	
11	3-8	7-4	8-4	7-4	
12	3-9	8-4	8-4	7-5	
13	4-9	9-4	8-5	8-5	
14	5-9	10-4	9-5	8-6	
15	6-9	10-5	10-5	9-6	
16	6-10	11-5	11-5	9-7	


1983 Central Division					
Wk	CIN	CLE	HOU	PIT ●	
1	0-1	0-1	0-1	0-1	
2	0-2	1-1	0-2	1-1	
3	0-3	2-1	0-3	2-1	
4	1-3	3-1	0-4	2-2	
5	1-4	3-2	0-5	3-2	
6	1-5	4-2	0-6	4-2	
7	1-6	4-3	0-7	5-2	
8	2-6	4-4	0-8	6-2	
9	3-6	5-4	0-9	7-2	
10	4-6	5-5	0-10	8-2	
11	4-7	6-5	1-10	9-2	
12	5-7	7-5	1-11	9-3	
13	5-8	8-5	1-12	9-4	
14	6-8	8-6	1-13	9-5	
15	7-8	8-7	2-13	10-5	
16	7-9	9-7	2-14	10-6	

1981 Central Division					
Wk	CIN ●	CLE	HOU	PIT	
1	1-0	0-1	1-0	0-1	
2	2-0	0-2	2-0	0-2	
3	2-1	1-2	2-1	1-2	
4	3-1	2-2	2-2	2-2	
5	3-2	2-3	3-2	3-2	
6	4-2	2-4	4-2	4-2	
7	5-2	3-4	4-3	4-3	
8	5-3	4-4	4-4	5-3	
9	6-3	4-5	4-5	5-4	
10	7-3	4-6	5-5	5-5	
11	8-3	5-6	5-6	6-5	
12	9-3	5-7	5-7	7-5	
13	10-3	5-8	5-8	8-5	
14	10-4	5-6	6-8	8-6	
15	11-4	5-10	6-9	8-7	
16	12-4	5-11	7-9	8-8	

1984 Central Division					
Wk	CIN	CLE	HOU	PIT ●	
1	0-1	0-1	0-1	0-1	
2	0-2	0-2	0-2	1-1	
3	0-3	0-3	0-3	2-1	
4	0-4	1-3	0-4	2-2	
5	0-5	1-4	0-5	3-2	
6	1-5	1-5	0-6	3-3	
7	1-6	1-6	0-7	4-3	
8	2-6	1-7	0-8	4-4	
9	3-6	1-8	0-9	5-4	
10	3-7	2-8	0-10	6-4	
11	4-7	2-9	1-10	6-5	
12	4-8	3-9	2-10	6-6	
13	5-8	4-9	2-11	7-6	
14	6-8	4-10	3-11	7-7	
15	7-8	4-11	3-12	8-7	
16	8-8	5-11	3-13	9-7	

1982 Central Division					
Wk	CIN ●	CLE	HOU	PIT	
1	1-0	1-0	0-1	1-0	
2	1-1	1-1	1-1	2-0	
3	Games Canceled (NFL Player Strike)				
4	Games Canceled (NFL Player Strike)				
5	Games Canceled (NFL Player Strike)				
6	Games Canceled (NFL Player Strike)				
7	Games Canceled (NFL Player Strike)				
8	Games Canceled (NFL Player Strike)				
9	Games Canceled (NFL Player Strike)				
10	2-1	2-1	1-2	3-0	
11	3-1	2-2	1-3	3-1	
12	4-1	2-3	1-4	4-1	
13	5-1	2-4	1-5	4-2	
14	5-2	3-4	1-6	4-3	
15	6-2	4-4	1-7	5-3	
16	7-2	4-5	1-8	6-3	

1985 Central Division					
Wk	CIN	CLE ●	HOU	PIT	
1	0-1	0-1	1-0	1-0	
2	0-2	1-1	1-1	1-1	
3	0-3	1-2	1-2	2-1	
4	1-3	2-2	1-3	2-2	
5	1-4	3-2	1-4	2-3	
6	2-4	4-2	1-5	2-4	
7	2-5	4-3	2-5	3-4	
8	3-5	4-4	3-5	3-5	
9	4-5	4-5	4-5	4-5	
10	5-5	4-6	4-6	5-5	
11	5-6	5-6	4-7	6-5	
12	5-7	6-6	5-7	6-6	
13	6-7	7-6	5-8	6-7	
14	7-7	7-7	5-9	6-8	
15	7-8	8-7	5-10	7-8	
16	7-9	8-8	5-11	7-9	



1986 Central Division					
Wk	CIN	CLE ●	HOU	PIT	
1	0-1	0-1	1-0	0-1	
2	1-1	1-1	1-1	0-2	
3	2-1	1-2	1-2	0-3	
4	2-2	2-2	1-3	1-3	
5	3-2	3-2	1-4	1-4	
6	4-2	4-2	1-5	1-5	
7	5-2	4-3	1-6	1-6	
8	5-3	5-3	1-7	2-6	
9	6-3	6-3	1-8	3-6	
10	6-4	7-3	2-4	3-7	
11	7-4	7-4	2-9	4-7	
12	8-4	8-4	3-9	4-8	
13	8-5	9-4	3-10	4-9	
14	9-5	10-4	3-11	5-9	
15	9-5	11-4	4-11	6-9	
16	10-6	12-4	5-11	6-10	

1987 Central Division					
Wk	CIN	CLE ●	HOU ●	PIT	
1	1-0	0-1	1-0	1-0	
2	1-1	1-1	1-1	1-1	
3	Game Canceled (NFL Player Strike)				
4	1-2	2-1	2-1	2-1	
5	2-2	2-2	3-1	2-2	
6	2-3	3-2	3-2	3-2	
7	2-4	4-2	4-2	4-2	
8	2-5	4-3	5-2	4-3	
9	2-6	5-3	5-3	5-3	
10	3-6	6-3	6-3	5-4	
11	3-7	7-3	6-4	6-4	
12	3-8	7-4	6-5	6-5	
13	4-8	7-5	7-5	7-5	
14	4-9	8-5	7-6	8-5	
15	4-10	9-5	8-6	8-6	
16	4-11	10-5	9-6	8-7	

AFC Central/North Division Playoff Races (Week-by-Week)

1988 Central Division					
Wk	CIN ●	CLE ●	HOU ●	PIT	
1	1-0	1-0	1-0	1-0	
2	2-0	1-1	2-0	1-1	
3	3-0	2-1	2-1	1-2	
4	4-0	2-2	3-1	1-3	
5	5-0	3-2	3-2	1-4	
6	6-0	3-3	4-2	1-5	
7	6-1	4-3	5-2	1-6	
8	7-1	5-3	5-3	2-6	
9	7-2	6-3	6-3	2-7	
10	8-2	6-4	7-3	2-8	
11	8-3	6-5	7-4	2-9	
12	9-3	7-5	8-4	2-10	
13	10-3	8-5	9-4	3-10	
14	11-3	9-5	9-5	4-10	
15	11-4	9-6	10-5	4-11	
16	12-4	10-6	10-6	5-11	


1990 Central Division					
Wk	CIN ●	CLE	HOU ●	PIT	
1	1-0	1-0	0-1	0-1	
2	2-0	1-1	0-2	1-1	
3	3-0	1-2	1-2	1-2	
4	3-1	1-3	2-2	1-3	
5	4-1	2-3	2-3	2-3	
6	4-2	2-4	3-3	3-3	
7	5-2	2-5	4-3	3-4	
8	5-3	2-6	4-4	4-4	
9	5-4	2-7	4-5	5-4	
10	6-4	2-8	5-5	5-5	
11	6-5	2-9	6-5	6-5	
12	7-5	2-10	6-6	6-6	
13	7-6	2-11	7-6	7-6	
14	7-7	3-11	8-6	8-6	
15	8-7	3-12	8-7	9-6	
16	9-7	3-13	9-7	9-7	

1992 Central Division					
Wk	CIN	CLE	HOU ●	PIT ●	
1	1-0	0-1	0-1	1-0	
2	2-0	0-2	1-1	2-0	
3	2-1	1-2	2-1	3-0	
4	2-2	1-3	3-1	3-1	
5	2-3	2-3	4-1	3-2	
6	2-4	3-3	4-2	4-2	
7	2-5	4-3	5-2	5-2	
8	3-5	4-4	5-3	6-2	
9	4-5	5-4	5-4	6-3	
10	4-6	5-5	6-4	7-3	
11	4-7	5-6	6-5	8-3	
12	4-8	6-6	7-5	9-3	
13	4-9	7-6	8-5	10-3	
14	4-10	7-7	8-6	10-4	
15	5-10	7-8	9-6	10-5	
16	5-11	7-9	10-6	11-5	

1989 Central Division					
Wk	CIN	CLE ●	HOU ●	PIT ●	
1	0-1	1-0	0-1	0-1	
2	1-1	2-0	1-1	0-2	
3	2-1	2-1	1-1	0-2	
4	3-1	3-1	2-2	2-2	
5	4-1	3-2	2-3	2-3	
6	4-2	3-3	3-3	3-3	
7	4-3	4-3	4-3	3-4	
8	5-3	5-3	4-4	4-4	
9	5-4	6-3	5-4	4-5	
10	5-5	7-3	6-4	4-6	
11	6-5	7-3-1	7-4	5-6	
12	6-6	7-4-1	7-5	6-6	
13	7-6	7-5-1	8-5	6-7	
14	7-7	7-6-1	9-5	7-7	
15	8-7	8-6-1	9-6	8-7	
16	8-8	9-6-1	9-7	9-7	

1991 Central Division					
Wk	CIN	CLE	HOU ●	PIT	
1	0-1	0-1	1-0	1-0	
2	0-2	1-1	2-0	1-1	
3	0-3	2-1	3-0	2-1	
4	0-4	2-2	3-1	2-2	
5	0-5	2-3	4-1	3-2	
6	0-6	2-4	5-1	3-3	
7	0-7	3-4	6-1	3-4	
8	0-8	4-4	7-1	3-5	
9	1-8	4-5	7-2	3-6	
10	1-9	4-6	8-2	4-6	
11	1-10	4-7	9-2	4-7	
12	1-11	5-7	9-3	5-7	
13	2-11	6-7	9-4	5-8	
14	2-12	6-8	10-4	5-9	
15	2-13	6-9	11-4	6-9	
16	3-13	6-10	11-5	7-9	

1993 Central Division					
Wk	CIN	CLE	HOU ●	PIT ●	
1	0-1	1-0	0-1	0-1	
2	0-2	2-0	1-1	0-2	
3	0-3	3-0	1-2	1-2	
4	0-4	3-1	1-3	2-2	
5	0-5	3-2	1-4	3-2	
6	0-6	4-2	2-4	4-2	
7	0-7	5-2	3-4	4-3	
8	0-8	5-3	4-4	5-3	
9	0-9	5-4	5-4	6-3	
10	0-10	5-5	6-4	6-4	
11	1-10	5-6	7-4	6-5	
12	1-11	6-6	8-4	7-5	
13	1-12	6-7	9-4	8-5	
14	2-12	6-8	10-4	8-6	
15	3-12	7-8	11-4	8-7	
16	3-13	7-9	12-4	9-7	

MIKE
WEBSTER

1/1/88 vs. Tampa Bay

1994 Central Division					
Wk	CIN	CLE ●	HOU	PIT ●	
1	0-1	1-0	0-1	0-1	
2	0-2	1-1	0-2	1-1	
3	0-3	2-1	0-3	2-1	
4	0-4	3-1	1-3	2-2	
5	0-5	4-1	1-4	3-2	
6	0-6	5-1	1-5	4-2	
7	0-7	6-1	1-6	5-2	
8	0-8	6-2	1-7	5-3	
9	1-8	7-2	1-8	6-3	
10	2-8	8-2	1-9	7-3	
11	2-9	8-3	1-10	8-3	
12	2-10	9-3	1-11	9-3	
13	2-11	9-4	1-12	10-3	
14	2-12	10-4	1-13	11-3	
15	2-13	10-5	1-14	12-3	
16	3-13	11-5	2-14	12-4	

AFC Central/North Division Playoff Races (Week-by-Week)

1995 Central Division

Wk	CIN	CLE	HOU	JAX	PIT
1	1-0	0-1	1-0	0-1	1-0
2	2-0	1-1	1-1	0-2	2-0
3	2-1	1-2	1-2	0-3	2-1
4	2-2	2-2	2-2	0-4	2-2
5	2-3	2-3	2-3	1-4	3-2
6	2-4	2-4	2-4	2-4	3-3
7	3-4	2-5	2-5	2-5	3-4
8	3-5	3-5	3-5	3-5	4-4
9	3-6	4-5	4-5	3-6	5-4
10	4-6	4-6	4-6	3-7	6-4
11	4-7	4-7	4-7	3-8	7-4
12	5-7	5-7	5-7	3-9	8-4
13	5-8	5-8	5-8	3-10	9-4
14	6-8	5-9	5-9	3-11	10-4
15	6-9	6-9	6-9	3-12	11-4
16	7-9	7-9	7-9	4-12	11-5



1996 Central Division

Wk	CIN	BAL	HOU	JAX	PIT
1	0-1	1-0	0-1	1-0	0-1
2	0-2	1-1	1-1	1-1	1-1
3	1-2	1-2	2-1	1-2	2-1
4	1-3	2-2	2-2	1-3	3-1
5	1-4	2-3	3-2	2-3	4-1
6	1-5	2-4	4-2	2-4	5-1
7	1-6	2-5	5-2	3-4	5-2
8	2-6	3-5	5-3	3-5	6-2
9	3-6	3-6	5-4	3-6	7-2
10	4-6	3-7	6-4	4-6	7-3
11	4-7	3-8	6-5	4-7	8-3
12	5-7	3-9	6-6	5-7	9-3
13	5-8	4-9	7-6	6-7	9-4
14	6-8	4-10	7-7	7-7	10-4
15	7-8	4-11	7-8	8-7	10-5
16	8-8	4-12	8-8	9-7	10-6

1998 Central Division

Wk	CIN	BAL	JAX	TEN	PIT
1	0-1	0-1	1-0	1-0	1-0
2	1-1	1-1	2-0	1-1	2-0
3	1-2	1-2	3-0	1-2	2-1
4	1-3	2-2	4-0	1-3	3-1
5	2-3	2-3	5-0	2-3	3-2
6	2-4	2-4	5-1	3-3	4-2
7	2-5	2-5	5-2	3-4	5-2
8	2-6	2-6	6-2	4-4	5-3
9	2-7	3-6	7-2	5-4	6-3
10	2-8	3-7	8-2	6-4	6-4
11	2-9	4-7	8-3	6-5	7-4
12	2-10	5-7	9-3	6-6	7-5
13	2-11	5-8	10-3	7-6	7-6
14	2-12	5-9	10-4	8-6	7-7
15	3-12	5-10	10-5	8-7	7-8
16	3-13	6-10	11-5	8-8	7-9

2000 Central Division

Wk	CIN	CLE	BAL	JAX	TEN	PIT
1	Bye	0-1	1-0	1-0	0-1	0-1
2	0-1	1-1	2-0	1-1	1-1	Bye
3	0-2	2-1	2-1	2-1	Bye	0-2
4	0-3	2-2	3-1	2-2	2-1	0-3
5	0-4	2-3	4-1	2-3	3-1	1-3
6	0-5	2-4	5-1	2-4	4-1	2-3
7	0-6	2-5	5-2	2-5	5-1	3-3
8	1-6	2-6	5-3	2-6	6-1	4-3
9	2-6	2-7	5-4	3-6	7-1	5-3
10	2-7	2-8	6-4	Bye	8-1	5-4
11	2-8	3-8	7-4	3-7	8-2	5-5
12	2-9	3-9	8-4	4-7	9-2	5-6
13	2-10	3-10	9-4	5-7	9-3	6-6
14	3-10	3-11	Bye	6-7	10-3	7-6
15	3-11	3-12	10-4	7-7	11-3	7-7
16	4-11	3-13	11-4	7-8	12-3	8-7
17	4-12	Bye	12-4	7-9	13-3	9-7

1997 Central Division

Wk	CIN	BAL	JAX	TEN	PIT
1	1-0	0-1	1-0	1-0	0-1
2	1-1	1-1	2-0	1-1	1-1
3	1-2	2-1	3-0	1-2	1-2
4	1-3	3-1	3-1	1-3	2-2
5	1-4	3-2	4-1	1-4	3-2
6	1-5	3-3	5-1	2-4	4-2
7	1-6	3-4	5-2	3-4	5-2
8	1-7	4-4	5-3	4-4	6-2
9	2-7	4-5	6-3	4-5	6-3
10	3-7	4-6	7-3	5-5	7-3
11	3-8	4-6-1	8-3	5-6	8-3
12	4-8	4-7-1	8-4	6-6	8-4
13	4-9	4-8-1	9-4	7-6	9-4
14	5-9	5-8-1	9-5	7-7	10-4
15	6-9	6-8-1	10-5	7-8	11-4
16	7-9	6-9-1	11-5	8-8	11-5

1999 Central Division

Wk	CIN	CLE	BAL	JAX	TEN	PIT
1	0-1	0-1	0-1	1-0	1-0	1-0
2	0-2	0-2	0-2	2-0	2-0	2-0
3	0-3	0-3	1-2	2-1	3-0	2-1
4	1-3	0-4	2-2	3-1	3-1	2-2
5	1-4	0-5	2-3	4-1	4-1	2-3
6	1-5	0-6	Bye	5-1	Bye	3-3
7	1-6	0-7	2-4	Bye	5-1	4-3
8	1-7	1-7	2-5	6-1	6-1	Bye
9	1-8	1-8	3-5	7-1	6-2	5-3
10	1-9	2-8	3-6	8-1	7-2	5-4
11	1-10	2-9	4-6	9-1	8-2	5-5
12	2-10	2-10	4-7	10-1	9-2	5-6
13	3-10	2-11	5-7	11-1	9-3	5-7
14	4-10	2-12	6-7	12-1	10-3	5-8
15	Bye	2-13	7-7	13-1	11-3	5-9
16	4-11	2-14	8-7	13-2	12-3	6-9
17	4-12	Bye	8-8	14-2	13-3	6-10

2001 Central Division

Wk	CIN	CLE	BAL	JAX	TEN	PIT
1	1-0	0-1	1-0	1-0	0-1	0-1
2	2-0	1-1	1-1	2-0	0-2	Bye
3	2-1	2-1	2-1	2-1	Bye	1-1
4	2-2	3-1	2-1	2-2	0-3	2-1
5	3-2	3-2	3-2	Bye	1-3	3-1
6	3-3	4-2	3-3	2-3	2-3	4-1
7	4-3	Bye	4-3	2-4	2-4	5-1
8	Bye	4-3	5-3	2-5	3-4	5-2
9	4-4	4-4	6-3	3-5	3-5	6-2
10	4-5	5-4	6-4	3-6	4-5	7-2
11	4-6	6-4	7-4	3-7	4-6	8-2
12	4-7	6-5	8-4	3-8	5-6	9-2
13	4-8	6-6	Bye	4-8	5-7	10-2
14	4-9	6-7	8-5	5-8	6-7	11-2
15	4-10	6-8	9-5	6-8	7-7	12-2
16	5-10	7-8	9-6	6-9	7-8	12-3
17	6-10	7-9	10-6	6-10	7-9	13-3

AFC Central/North Division Playoff Races (Week-by-Week)

2002 North Division					
Wk	BAL	CIN	CLE ●	PIT ●	
1	0-1	0-1	0-1	0-1	
2	0-2	0-2	1-1	0-2	
3	Bye	0-3	2-1	Bye	
4	1-2	0-4	2-2	1-2	
5	2-2	0-5	2-3	1-3	
6	2-3	0-6	2-4	2-3	
7	3-3	Bye	3-4	3-3	
8	3-4	0-7	4-4	4-3	
9	3-5	1-7	4-5	5-3	
10	4-5	1-8	Bye	5-3-1	
11	4-6	1-9	5-5	5-4-1	
12	5-6	1-10	6-5	6-4-1	
13	6-6	1-11	6-6	7-4-1	
14	6-7	1-12	7-6	7-5-1	
15	7-7	1-13	7-7	8-5-1	
16	7-8	2-13	8-7	9-5-1	
17	7-9	2-14	9-7	10-5-1	

2005 North Division				
Wk	BAL	CIN ●	CLE	PIT ●
1	0-1	1-0	0-1	1-0
2	0-2	2-0	1-1	2-0
3	Bye	3-0	1-2	2-1
4	1-2	4-0	Bye	Bye
5	1-3	4-1	2-2	3-1
6	2-3	5-1	2-3	3-2
7	2-4	5-2	2-4	4-2
8	2-5	6-2	2-5	5-2
9	2-6	7-2	3-5	6-2
10	2-7	Bye	3-6	7-2
11	3-7	7-3	4-6	7-3
12	3-8	8-3	4-7	7-4
13	4-8	9-3	4-8	7-5
14	4-9	10-3	4-9	8-5
15	5-9	11-3	5-9	9-5
16	6-9	11-4	5-10	10-5
17	6-10	11-5	6-10	11-5

2007 North Division				
Wk	BAL	CIN	CLE	PIT ●
1	0-1	1-0	0-1	1-0
2	1-1	1-1	1-1	2-0
3	2-1	1-2	1-2	3-0
4	2-2	1-3	2-2	3-1
5	3-2	Bye	2-3	4-1
6	4-2	1-4	3-3	Bye
7	4-3	2-4	Bye	4-2
8	Bye	2-5	4-3	5-2
9	4-4	2-6	5-3	6-2
10	4-5	3-6	5-4	7-2
11	4-6	3-7	6-4	7-3
12	4-7	4-7	7-4	8-3
13	4-8	4-8	7-5	9-3
14	4-9	5-8	8-5	9-4
15	4-10	5-9	9-5	9-5
16	4-11	6-9	9-6	10-5
17	5-11	7-9	10-6	10-6

2003 North Division				
Wk	BAL ●	CIN	CLE	PIT
1	0-1	0-1	0-1	1-0
2	1-1	0-2	0-2	1-1
3	2-1	0-3	1-2	2-1
4	2-2	1-3	1-3	2-2
5	Bye	1-4	2-3	2-3
6	3-2	Bye	3-3	2-4
7	3-3	2-4	3-4	Bye
8	4-3	3-4	3-5	2-5
9	5-3	3-5	Bye	2-6
10	5-4	4-5	3-6	3-6
11	5-5	5-5	4-6	3-7
12	6-5	6-5	4-7	4-7
13	7-5	7-5	4-8	4-8
14	8-5	7-6	4-9	5-8
15	8-6	8-6	4-10	5-9
16	9-6	8-7	4-11	6-9
17	10-6	8-8	5-11	6-10

2006 North Division				
Wk	BAL ●	CIN	CLE	PIT
1	1-0	1-0	0-1	1-0
2	2-0	2-0	0-2	1-1
3	3-0	3-0	0-3	1-2
4	4-0	3-1	1-3	Bye
5	4-1	Bye	1-4	1-3
6	4-2	3-2	Bye	2-3
7	Bye	4-2	1-5	2-4
8	5-2	4-3	2-5	2-5
9	6-2	4-4	2-6	2-6
10	7-2	4-5	3-6	3-6
11	8-2	5-5	3-7	4-6
12	9-2	6-5	3-8	4-7
13	9-3	7-5	4-8	5-7
14	10-3	8-5	4-9	6-7
15	11-3	8-6	4-10	7-7
16	12-3	8-7	4-11	7-8
17	13-3	8-8	4-12	8-8

2008 North Division				
Wk	BAL ●	CIN	CLE	PIT ●
1	1-0	0-1	0-1	1-0
2	Bye	0-2	0-2	2-0
3	2-0	0-3	0-3	2-1
4	2-1	0-4	1-3	3-1
5	2-2	0-5	Bye	4-1
6	2-3	0-6	2-3	Bye
7	3-3	0-7	2-4	5-1
8	4-3	0-8	3-4	5-2
9	5-3	1-8	3-5	6-2
10	6-3	Bye	3-6	6-3
11	6-4	1-8-1	4-6	7-3
12	7-4	1-9-1	4-7	8-3
13	8-4	1-10-1	4-8	9-3
14	9-4	1-11-1	4-9	10-3
15	9-5	2-11-1	4-10	11-3
16	10-5	3-11-1	4-11	11-4
17	11-5	4-11-1	4-12	12-4

2004 North Division				
Wk	BAL	CIN	CLE	PIT ●
1	0-1	0-1	1-0	1-0
2	1-1	1-1	1-1	1-1
3	2-1	1-2	1-2	2-1
4	2-2	1-3	2-2	3-1
5	3-2	Bye	2-3	4-1
6	Bye	1-4	3-3	5-1
7	4-2	2-4	3-4	Bye
8	4-3	2-5	Bye	6-1
9	5-3	3-5	3-5	7-1
10	6-3	4-5	3-6	8-1
11	7-3	4-6	3-7	9-1
12	7-4	5-6	3-8	10-1
13	7-5	6-6	3-9	11-1
14	8-5	6-7	3-10	12-1
15	8-6	6-8	3-11	13-1
16	8-7	7-8	3-12	14-1
17	9-7	8-8	4-12	15-1



AFC Central/North Division Playoff Races (Week-by-Week)

2009 North Division					
Wk	BAL ●	CIN ●	CLE	PIT	
1	1-0	0-1	0-1	1-0	
2	2-0	1-1	0-2	1-1	
3	3-0	2-1	0-3	1-2	
4	3-1	3-1	0-4	2-2	
5	3-2	4-1	1-4	3-2	
6	3-3	4-2	1-5	4-2	
7	Bye	5-2	1-6	5-2	
8	4-3	Bye	1-7	Bye	
9	4-4	6-2	Bye	6-2	
10	5-4	7-2	1-8	6-3	
11	5-5	7-3	1-9	6-4	
12	6-5	8-3	1-10	6-5	
13	6-6	9-3	1-11	6-6	
14	7-6	9-4	2-11	6-7	
15	8-6	9-5	3-11	7-7	
16	8-7	10-5	4-11	8-7	
17	9-7	10-6	5-11	9-7	

2012 North Division					
Wk	BAL ●	CIN ●	CLE	PIT	
1	1-0	0-1	0-1	0-1	
2	1-1	1-1	0-2	1-1	
3	2-1	2-1	0-3	1-2	
4	3-1	3-1	0-4	Bye	
5	4-1	3-2	0-5	2-2	
6	5-1	3-3	1-5	2-3	
7	5-2	3-4	1-6	3-3	
8	Bye	Bye	2-6	4-3	
9	6-2	3-5	2-7	5-3	
10	7-2	4-5	Bye	6-3	
11	8-2	5-5	2-8	6-4	
12	9-2	6-5	3-8	6-5	
13	9-3	7-5	4-8	7-5	
14	9-4	7-6	5-8	7-6	
15	9-5	8-6	5-9	7-7	
16	10-5	9-6	5-10	7-8	
17	10-6	10-6	5-11	8-8	

2014 North Division					
Wk	BAL ●	CIN ●	CLE	PIT ●	
1	0-1	1-0	0-1	1-0	
2	1-1	2-0	1-1	1-1	
3	2-1	3-0	1-2	2-1	
4	3-1	Bye	Bye	2-2	
5	3-2	3-1	2-2	3-2	
6	4-2	3-1-1	3-2	3-3	
7	5-2	3-2-1	3-3	4-3	
8	5-3	4-2-1	4-3	5-3	
9	5-4	5-2-1	5-3	6-3	
10	6-4	5-3-1	6-3	6-4	
11	Bye	6-3-1	6-4	7-4	
12	7-4	7-3-1	7-4	Bye	
13	7-5	8-3-1	7-5	7-5	
14	8-5	8-4-1	7-6	8-5	
15	9-5	9-4-1	7-7	9-5	
16	9-6	10-4-1	7-8	10-5	
17	10-6	10-5-1	7-9	11-5	

2010 North Division					
Wk	BAL ●	CIN	CLE	PIT ●	
1	1-0	0-1	0-1	1-0	
2	1-1	1-1	0-2	2-0	
3	2-1	2-1	0-3	3-0	
4	3-1	2-2	1-3	3-1	
5	4-1	2-3	1-4	Bye	
6	4-2	Bye	1-5	4-1	
7	5-2	2-4	2-5	5-1	
8	Bye	2-5	Bye	5-2	
9	6-2	2-6	3-5	6-2	
10	6-3	2-7	3-6	6-3	
11	7-3	2-8	3-7	7-3	
12	8-3	2-9	4-7	8-3	
13	8-4	2-10	5-7	9-3	
14	9-4	2-11	5-8	10-3	
15	10-4	3-11	5-9	10-4	
16	11-4	4-11	5-10	11-4	
17	12-4	4-12	5-11	12-4	

2013 North Division					
Wk	BAL	CIN ●	CLE	PIT	
1	0-1	0-1	0-1	0-1	
2	1-1	1-1	0-2	0-2	
3	2-1	2-1	1-2	0-3	
4	2-2	2-2	2-2	0-4	
5	3-2	3-2	3-2	Bye	
6	3-3	4-2	3-3	1-4	
7	3-4	5-2	3-4	2-4	
8	Bye	6-2	3-5	2-5	
9	3-5	6-3	4-5	2-6	
10	4-5	6-4	Bye	3-6	
11	4-6	7-4	4-6	4-6	
12	5-6	Bye	4-7	5-6	
13	6-6	8-4	4-8	5-7	
14	7-6	9-4	4-9	5-8	
15	8-6	9-5	4-10	6-8	
16	8-7	10-5	4-11	7-8	
17	8-8	11-5	4-12	8-8	

2015 North Division					
Wk	BAL	CIN ●	CLE	PIT ●	
1	0-1	1-0	0-1	0-1	
2	0-2	2-0	1-1	1-1	
3	0-3	3-0	1-2	2-1	
4	1-3	4-0	1-3	2-2	
5	1-4	5-0	2-3	3-2	
6	1-5	6-0	2-4	4-2	
7	1-6	Bye	2-5	4-3	
8	2-6	7-0	2-6	4-4	
9	Bye	8-0	2-7	5-4	
10	2-7	8-1	2-8	6-4	
11	3-7	8-2	Bye	Bye	
12	4-7	9-2	2-9	6-5	
13	4-8	10-2	2-10	7-5	
14	4-9	10-3	3-10	8-5	
15	4-10	11-3	3-11	9-5	
16	5-10	11-4	3-12	9-6	
17	5-11	12-4	3-13	10-6	

2011 North Division					
Wk	BAL ●	CIN ●	CLE	PIT ●	
1	1-0	0-1	0-1	0-1	
2	1-1	1-1	1-1	1-1	
3	2-1	1-2	2-1	2-1	
4	3-1	2-2	2-2	2-2	
5	Bye	3-2	Bye	3-2	
6	4-1	4-2	2-3	4-2	
7	4-2	Bye	3-3	5-2	
8	5-2	5-2	3-4	6-2	
9	6-2	6-2	3-5	6-3	
10	6-3	6-3	3-6	7-3	
11	7-3	6-4	4-6	Bye	
12	8-3	7-4	4-7	8-3	
13	9-3	7-5	4-8	9-3	
14	10-3	7-6	4-9	10-3	
15	10-4	8-6	4-10	10-4	
16	11-4	9-6	4-11	11-4	
17	12-4	9-7	4-12	12-4	



AFC Central/North Division Playoff Races (Week-by-Week)

2016 North Division

Wk	BAL	CIN	CLE	PIT
1	1-0	1-0	0-1	1-0
2	2-0	1-1	0-2	2-0
3	3-0	1-2	0-3	2-1
4	3-1	2-2	0-4	3-1
5	3-2	2-3	0-5	4-1
6	3-3	2-4	0-6	4-2
7	3-4	3-4	0-7	4-3
8	Bye	3-4-1	0-8	Bye
9	4-4	Bye	0-9	4-4
10	5-4	3-5-1	0-10	4-5
11	5-5	3-6-1	0-11	5-5
12	6-5	3-7-1	0-12	6-5
13	7-5	4-7-1	Bye	7-5
14	7-6	5-7-1	0-13	8-5
15	8-6	5-8-1	0-14	9-5
16	8-7	5-9-1	1-14	10-5
17	8-8	6-9-1	1-15	11-5

2017 North Division


Wk	BAL	CIN	CLE	PIT
1	1-0	0-1	0-1	1-0
2	2-0	0-2	0-2	2-0
3	2-1	0-3	0-3	2-1
4	2-2	1-3	0-4	3-1
5	3-2	2-3	0-5	3-2
6	3-3	Bye	0-6	4-2
7	3-4	2-4	0-7	5-2
8	4-4	3-4	0-8	6-2
9	4-5	3-5	Bye	Bye
10	Bye	3-6	0-9	7-2
11	5-5	4-6	0-10	8-2
12	6-5	5-6	0-11	9-2
13	7-5	5-7	0-12	10-2
14	7-6	5-8	0-13	11-2
15	8-6	5-9	0-14	11-3
16	9-6	6-9	0-15	12-3
17	9-7	7-9	0-16	13-3

Wk	BAL	CIN	CLE	PIT
1	1-0	1-0	0-0-1	0-0-1
2	1-1	2-0	0-1-1	0-1-1
3	2-1	2-1	1-1-1	1-1-1
4	3-1	3-1	1-2-1	1-2-1
5	3-2	4-1	2-2-1	2-2-1
6	3-3	4-2	2-3-1	3-2-1
7	4-3	4-3	2-4-1	Bye
8	4-4	5-3	2-5-1	4-2-1
9	4-5	Bye	2-6-1	5-2-1
10	Bye	5-4	3-6-1	6-2-1
11	5-5	5-5	Bye	7-2-1
12	6-5	5-6	4-6-1	7-3-1
13	7-5	5-7	4-7-1	7-4-1
14	7-6	5-8	5-7-1	7-5-1
15	8-6	6-8	6-7-1	8-5-1
16	9-6	6-9	7-7-1	8-6-1
17	10-6	6-10	7-8-1	9-6-1

2019 North Division

Wk	BAL	CIN	CLE	PIT
1	1-0	0-1	0-1	0-1
2	2-0	0-2	0-2	0-2
3	2-1	0-3	1-2	0-3
4	2-2	0-4	2-2	1-3
5	3-2	0-5	2-3	1-4
6	4-2	0-6	2-4	2-4
7	5-2	0-7	Bye	Bye
8	Bye	0-8	2-5	3-4
9	6-2	Bye	2-6	4-4
10	7-2	0-9	3-6	5-4
11	8-2	0-10	4-6	5-5
12	9-2	0-11	5-6	6-5
13	10-2	1-11	5-7	7-5
14	11-2	1-12	6-7	8-5
15	12-2	1-13	6-8	8-6
16	13-2	1-14	6-9	8-7
17	14-2	2-14	6-10	8-8

2020 North Division



Steelers Quarterback Records

QUARTERBACK STARTING RECORDS					
Year	Player	Record	Year	Player	Record
1969	Terry Hanratty	0-5	1996	Mike Tomczak	10-5
1970	Terry Bradshaw	3-5		Jim Miller	0-1
	Terry Hanratty	2-4	1997	Kordell Stewart	11-5
1971	Terry Bradshaw	5-8	1998	Kordell Stewart	7-9
	Terry Hanratty	1-0	1999	Kordell Stewart	5-6
1972	Terry Bradshaw	11-3		Mike Tomczak	1-4
1973	Terry Bradshaw	8-1	2000	Kordell Stewart	7-4
	Terry Hanratty	2-2		Kent Graham	2-3
	Joe Gilliam	0-1	2001	Kordell Stewart	13-3
1974	Terry Bradshaw	5-2	2002	Tommy Maddox	8-3-1
	Terry Hanratty	1-0		Kordell Stewart	2-2
	Joe Gilliam	4-1-1	2003	Tommy Maddox	6-10
1975	Terry Bradshaw	12-2	2004	Ben Roethlisberger	13-0
1976	Mike Kruczek	6-0		Tommy Maddox	2-1
	Terry Bradshaw	4-4	2005	Ben Roethlisberger	9-3
1977	Terry Bradshaw	9-5		Charlie Batch	2-0
1978	Terry Bradshaw	14-2		Tommy Maddox	0-2
1979	Terry Bradshaw	12-4	2006	Ben Roethlisberger	7-8
1980	Terry Bradshaw	9-6		Charlie Batch	1-0
	Cliff Stoudt	0-1	2007	Ben Roethlisberger	10-5
1981	Terry Bradshaw	8-6		Charlie Batch	0-1
	Mark Malone	0-2	2008	Ben Roethlisberger	12-4
1982	Terry Bradshaw	6-3	2009	Ben Roethlisberger	9-6
1983	Cliff Stoudt	9-6		Dennis Dixon	0-1
	Terry Bradshaw	1-0	2010	Ben Roethlisberger	9-3
1984	Mark Malone	6-3		Dennis Dixon	2-0
	David Woodley	3-4		Charlie Batch	1-1
1985	David Woodley	4-2	2011	Ben Roethlisberger	11-4
	Mark Malone	3-5		Charlie Batch	1-0
	Scott Campbell	0-2	2012	Ben Roethlisberger	7-6
1986	Mark Malone	6-8		Charlie Batch	1-1
	Bubby Brister	0-2		Byron Leftwich	0-1
1987	Mark Malone	6-6	2013	Ben Roethlisberger	8-8
	Steve Bono	2-1	2014	Ben Roethlisberger	11-5
1988	Bubby Brister	4-9	2015	Ben Roethlisberger	7-4
	Todd Blackledge	1-2		Mike Vick	2-1
1989	Bubby Brister	8-6		Landry Jones	1-1
	Todd Blackledge	1-1	2016	Ben Roethlisberger	10-4
1990	Bubby Brister	9-7		Landry Jones	1-1
1991	Bubby Brister	5-3	2017	Ben Roethlisberger	12-3
	Neil O'Donnell	2-6		Landry Jones	1-0
1992	Neil O'Donnell	9-3	2018	Ben Roethlisberger	9-6-1
	Bubby Brister	2-2	2019	Ben Roethlisberger	0-2
1993	Neil O'Donnell	9-6		Mason Rudolph	5-3
	Mike Tomczak	0-1		Devlin Hodges	3-3
1994	Neil O'Donnell	10-4	2020	Ben Roethlisberger	12-3
	Mike Tomczak	2-0		Mason Rudolph	0-1
1995	Neil O'Donnell	9-3			
	Mike Tomczak	2-2			



QUARTERBACK CAREER RECORDS

Ben Roethlisberger (2004-20)	156-74-1
Terry Bradshaw (1970-83)	107-51
Kordell Stewart (1995-02)	45-29
Neil O'Donnell (1990-95)	39-22
Bubby Brister (1986-92)	28-29
Mark Malone (1981-87)	21-24
Tommy Maddox (2002-05)	16-16-1
Mike Tomczak (1993-99)	15-12
Cliff Stoudt (1977-83)	9-7
David Woodley (1984-85)	7-6
Mike Kruczek (1976-79)	6-0
Charlie Batch (2002-12)	6-3
Terry Hanratty (1969-75)	6-11
Mason Rudolph (2019-20)	5-4
Joe Gilliam (1972-75)	4-2-1
Landry Jones (2013-17)	3-2
Devlin Hodges (2019)	3-3
Mike Vick (2015)	2-1
Dennis Dixon (2008-11)	2-1
Steve Bono (1987-88)	2-1
Kent Graham (2000)	2-3
Todd Blackledge (1988-89)	2-3
Byron Leftwich (2008, 2010-2012)	0-1
Jim Miller (1995-96)	0-1
Scott Campbell (1984-86)	0-2

Steelers Attendance

STEELERS YEARLY ATTENDANCE FIGURES/AVERAGE (Regular Season)

Year	Games	Home Total	Home Avg.	Away Total	Away Avg.	Yearly Total	Yearly Avg.
1933	11●	57,000	11,400	42,500	8,500	99,500	9,500
1934	12	85,834	14,306	63,200	10,533	149,034	12,419
1935	12	87,421	12,489	55,000	11,000	142,421	11,868
1936	12	90,464	18,093	78,747	11,250	169,211	14,101
1937	10	79,629	13,272	68,282	17,071	147,911	14,791
1938	11●	63,999	12,800	91,441	18,288	155,440	15,544
1939	11	37,378	7,476	105,328	17,555	142,706	12,973
1940	11	101,988	20,398	103,683	17,281	205,671	18,697
1941	11	81,129	16,226	134,233	22,372	215,362	19,579
1942	11	86,017	17,203	96,353	16,059	182,369	16,579
1943	10●	129,347	21,558	107,865	26,966	237,212	23,721
1944	10●	69,670	13,934	135,988	27,198	205,658	20,566
1945	10	95,765	19,153	149,887	29,977	245,652	24,565
1946	11	176,827	35,365	158,916	26,486	335,743	30,522
1947	13	243,271	34,753	198,628	33,105	441,899	33,992
1948	12	174,726	29,121	118,892	19,815	293,618	24,468
1949	12	152,767	25,461	123,672	20,612	276,439	23,037
1950	12	158,134	26,356	143,298	23,883	301,432	25,119
1951	12	134,126	22,354	106,925	17,821	241,051	20,088
1952	12	134,669	22,445	187,898	31,316	322,567	26,881
1953	12	157,830	26,305	155,466	25,911	313,296	26,108
1954	12	182,648	30,441	141,070	23,512	323,718	26,977
1955	12	176,496	29,416	201,711	33,619	378,207	31,517
1956	12	170,267	28,378	211,563	35,261	381,830	31,819
1957	12	168,957	28,160	197,898	32,983	366,855	30,571
1958	12	140,592	23,432	209,337	34,890	349,929	29,161
1959	12	159,870	26,645	255,573	42,596	415,443	34,620
1960	12	173,099	28,850	265,469	44,245	438,568	36,547
1961	14	155,903	22,272	287,625	41,089	443,528	31,681
1962	14	174,741	24,963	297,791	42,542	472,532	33,753
1963	14	257,985	36,855	349,492	49,927	607,477	43,391
1964	14	251,990	35,999	355,453	50,779	607,443	43,389
1965	14	228,954	32,708	366,596	52,371	595,550	42,539
1966	14	249,331	35,619	407,761	58,252	657,092	46,935
1967	14	271,522	38,789	420,655	60,094	692,177	49,441
1968	14	234,241	33,463	396,530	56,647	630,771	45,055
1969	14	273,058	39,008	416,758	59,537	689,816	49,273
1970	14	323,387	46,198	400,966	57,281	724,353	51,740
1971	14	323,812	46,259	412,446	58,921	736,258	52,590
1972	14	340,549	48,650	387,406	55,344	727,955	51,997
1973	14	377,351	53,907	332,111	47,444	709,462	50,676
1974	14	325,457	46,494	405,919	57,988	731,376	52,241
1975	14	341,205	48,744	391,700	55,957	732,905	52,350
1976	14	330,620	47,231	416,875	59,554	747,495	53,393
1977	14	337,156	48,165	399,251	57,036	736,407	52,601
1978	16	380,258	47,532	490,878	61,360	871,136	54,446
1979	16	391,931	48,991	492,722	61,590	884,653	55,291
1980	16	424,106	53,013	491,122	61,390	915,228	57,202
1981	16	421,234	52,654	483,184	60,398	904,418	56,509
1982	9	208,890	52,223	286,852	57,370	549,288	54,929
1983	16	462,587	57,823	481,357	60,170	943,944	58,997
1984	16	447,288	55,911	508,396	63,550	955,644	59,728
1985	16	436,069	54,509	481,201	60,150	917,270	57,329
1986	16	414,937	51,867	482,461	60,308	897,398	56,087

● One game of attendance unavailable ● Games played in Pittsburgh and Philadelphia ● Games played in Pittsburgh and Chicago

Steelers Attendance

STEELERS YEARLY ATTENDANCE FIGURES/AVERAGE (Regular Season) (Continued)

Year	Games	Home Total	Home Avg.	Away Total	Away Avg.	Yearly Total	Yearly Avg.
1987	15	353,402	50,486	364,454	45,557	717,856	47,857
1988	16	396,044	49,506	466,099	58,262	862,143	53,884
1989	16	383,494	47,937	441,022	55,128	824,516	51,532
1990	16	434,769	54,346	510,899	63,862	945,668	59,104
1991	16	406,935	50,867	526,678	65,835	933,613	58,351
1992	16	427,282	53,410	510,270	63,784	937,552	58,597
1993	16	440,927	55,116	503,509	62,939	944,436	59,027
1994	16	461,272	57,659	494,849	61,606	954,121	59,633
1995	16	455,913	56,989	486,946	60,868	942,859	58,929
1996	16	466,944	58,368	513,289	64,161	980,233	61,264
1997	16	462,532	57,817	519,955	64,994	982,487	61,405
1998	16	464,619	58,077	540,926	67,616	1,005,545	62,847
1999	16	416,618	52,077	555,589	69,448	972,207	60,763
2000	16	440,428	55,053	546,611	68,326	987,039	61,690
2001●	16	499,191	62,399	556,337	69,542	1,055,528	65,971
2002	16	490,274	61,284	533,174	66,647	1,023,448	63,966
2003	16	477,584	59,698	574,929	71,866	1,052,513	65,782
2004	16	507,385	63,423	574,856	71,857	1,082,241	67,640
2005	16	507,434	63,429	541,305	67,663	1,048,739	65,546
2006	16	499,461	62,433	552,626	69,078	1,052,087	65,755
2007	16	496,675	62,084	564,632	70,579	1,061,307	66,332
2008	16	503,125	62,890	573,573	71,866	1,076,698	67,294
2009	16	507,882	63,458	543,504	67,938	1,051,386	65,711
2010	16	504,669	63,084	545,046	68,131	1,049,715	65,607
2011	16	504,279	63,035	545,236	68,155	1,049,515	65,595
2012	16	489,135	61,141	589,439●	73,680●	1,078,574●	67,411●
2013	16	458,489	57,311	567,283	70,910	1,025,772	64,111
2014	16	497,811	62,226	562,731	70,341	1,060,542	66,283
2015	16	517,854●	64,731●	535,858	66,982	1,053,712	65,857
2016	16	514,503	64,313	551,124	68,890	1,065,627	66,602
2017	16	499,768	62,471	535,723	66,965	1,035,491	64,718
2018	16	507,651	63,456	532,858	66,607	1,040,509	65,032
2019	16	497,896	62,237	488,694	61,087	986,590	61,662
2020●	16	15,877	5,292	85,882	14,314	101,759	11,307

Steelers Home Attendance Since 1970

ATTENDANCE AT HEINZ FIELD

The Steelers drew 497,896 fans to their eight home games during the 2019 season, averaging 62,237 per home game. Since Heinz Field opened in 2001, the Steelers have averaged at least 62,000 fans per game each season.

Pittsburgh had a 2019 season-high 65,063 fans in Week 2 versus Seattle.

The Steelers have sold out 375 straight regular-season games at home, dating back to Nov. 5, 1972 versus Cincinnati.

Below are the Steelers' all-time home attendance figures since 1970 (totals do not include 2020):

ALL-TIME ATTENDANCE AT HEINZ FIELD

Regular Season

Year	Games	Total Attendance	Avg.
1970	7	318,698	45,528
1971	7	323,812	46,259
1972	7	340,549	48,650
1973	8	377,351	47,169
1974	7	325,457	46,494
1975	7	341,205	48,744
1976	7	330,620	47,231
1977	7	337,156	48,165
1978	8	380,258	47,532
1979	8	391,931	48,991
1980	8	424,106	53,013
1981	8	420,964	52,621
1982	4	208,890	52,223
1983	8	462,587	57,823
1984	8	447,288	55,911
1985	8	436,069	54,509
1986	8	414,937	51,867
1987	7	353,402	50,586
1988	8	396,044	49,506
1989	8	383,494	47,937
1990	8	434,769	54,346
1991	8	406,935	50,867
1992	8	427,782	53,410
1993	8	440,927	55,116
1994	8	461,272	57,659
1995	8	455,913	56,989
1996	8	466,944	58,368
1997	8	462,532	57,817
1998	8	464,619	58,077
1999	8	416,618	52,077
2000	8	440,428	55,053
2001	8	499,191	62,399
2002	8	490,274	61,284
2003	8	477,584	59,698
2004	8	507,385	63,423
2005	8	507,434	63,429
2006	8	499,461	62,433
2007	8	496,675	62,084
2008	8	503,125	62,890
2009	8	507,882	63,458
2010	8	504,669	63,084
2011	8	504,279	63,035
2012	8	489,135	61,141
2013	8	458,489	57,311
2014	8	497,811	62,226
2015	8	517,854	64,731
2016	8	514,503	64,313
2017	8	499,768	62,471
2018	8	507,651	63,456
2019	8	497,896	62,237
2020	8	15,877	5,292

● Played four home games due to players' strike.

● Played seven home games due to players' strike.

● Inaugural season at Heinz Field.

● Team Record

● COVID-19 protocols permitted fans to three home games

BREAKDOWN OF 2019 ATTENDANCE

The Steelers drew an average of 62,237 fans to each home game in 2019. It marked the 26th time in the last 27 seasons and the 20th consecutive season that the Steelers have averaged more than 55,000 fans at each home game (excludes 2020).

The Steelers continued to be one of the most popular road teams in 2019. Pittsburgh drew 488,694 fans on the road, an average of 61,087 fans per game.

2019 REGULAR-SEASON ATTENDANCE NUMBERS

Home		Road	
1. Seattle	65,063	New England	65,878
2. Cincinnati	57,959	San Francisco	69,439
3. Baltimore	64,037	L.A. Chargers	25,425
4. Miami	59,244	Cleveland	67,431
5. Indianapolis	61,115	Cincinnati	47,423
6. L.A. Rams	63,627	Arizona	63,880
7. Cleveland	62,157	N.Y. Jets	78,523
8. Buffalo	64,694	Baltimore	70,695

TOP 10 HOME CROWDS IN STEELERS HISTORY

The Steelers set the single-game home attendance record (68,574) against the England Patriots in Week 15 of 2017.

The Steelers' overall attendance record at Three Rivers Stadium was 61,545 during the 1994 AFC Championship Game (Jan. 15, 1995) versus the San Diego Chargers. Pittsburgh's top regular-season attendance figure at Three Rivers was 60,808 on Dec. 18, 1994, versus the Cleveland Browns.

	Date	Opponent	Attendance
1.	Dec. 17, 2017	New England	68,574
2.	Nov. 13, 2016	Dallas	67,737
3.	Dec. 20, 2015	Denver	67,234
4.	Jan. 23, 2011	N.Y. Jets *	66,662
5.	Sept. 20, 2015	San Francisco	66,472
6.	Oct. 9, 2016	N.Y. Jets	66,385
7.	Dec. 25, 2016	Baltimore	66,276
8.	Oct. 8, 2017	Jacksonville	66,237
9.	Oct. 23, 2016	New England	66,009
10.		Dec. 16, 2018	New England

65,280
* Playoff Game

88 Years with the Steelers

2020	Mike Tomlin		
W- 12, L- 4	Steelers	Opp.	
9/14 at N.Y. Giants	26	16	[W]
9/20 Denver	26	21	[W]
9/27 Houston	28	21	[W]
10/4 Bye Week			
10/11 Philadelphia	38	29	[W]
10/18 Cleveland	38	7	[W]
10/25 at Tennessee	27	24	[W]
11/1 at Baltimore	28	24	[W]
11/8 at Dallas	24	19	[W]
11/15 Cincinnati	36	10	[W]
11/22 at Jacksonville	27	3	[W]
12/2 Baltimore	19	14	[W]
12/7 Washington	17	23	[L]
12/13 at Buffalo	15	26	[L]
12/21 at Cincinnati	17	27	[L]
12/27 Indianapolis	28	24	[W]
1/3 at Cleveland	22	24	[L]
(H 7-1, A 5-3)	416	312	
AFC Playoff Game (Wild Card)			
1/10 Cleveland	37	48	[L]

2019	Mike Tomlin		
W- 8, L- 8	Steelers	Opp.	
9/8 at New England	3	33	[L]
9/15 Seattle	26	28	[L]
9/22 at San Francisco	20	24	[L]
9/30 Cincinnati	27	3	[W]
10/6 Baltimore (OT)	23	26	[L]
10/13 at L.A. Chargers	24	17	[W]
10/20 Bye Week			
10/28 Miami	27	14	[W]
11/3 Indianapolis	26	24	[W]
11/10 L.A. Rams	17	12	[W]
11/14 at Cleveland	7	21	[L]
11/24 at Cincinnati	16	10	[W]
12/1 Cleveland	20	13	[W]
12/8 at Arizona	23	17	[W]
12/15 Buffalo	10	17	[L]
12/22 at N.Y. Jets	10	16	[L]
12/29 at Baltimore	10	28	[L]
(H 5-3, A 3-5)	289	303	

2018	Mike Tomlin		
W- 9, L- 6, T- 1	Steelers	Opp.	
9/9 at Cleveland (OT)	21	21	[T]
9/16 Kansas City	37	42	[L]
9/24 at Tampa Bay	30	27	[W]
9/30 Baltimore	14	26	[L]
10/7 Atlanta	41	17	[W]
10/14 at Cincinnati	28	21	[W]
10/28 Cleveland	33	18	[W]
10/21 Bye Week			
11/4 at Baltimore	23	16	[W]
11/8 Carolina	52	21	[W]
11/18 at Jacksonville	20	16	[W]
11/25 at Denver	17	24	[L]
12/2 Los Angeles	30	33	[L]
12/9 at Oakland	21	24	[L]
12/16 New England	17	10	[W]
12/23 at New Orleans	28	31	[L]
12/30 Cincinnati	16	13	[W]
(H 5-3, A 4-3-1)	428	360	

2017	Mike Tomlin		
W- 13, L- 3	Steelers	Opp.	
9/10 at Cleveland	21	18	[W]
9/17 Minnesota	26	9	[W]
9/24 at Chicago (OT)	17	23	[L]
10/1 at Baltimore	26	9	[W]
10/8 Jacksonville	9	30	[L]
10/15 at Kansas City	19	13	[W]
10/22 Cincinnati	29	14	[W]
10/29 at Detroit	20	15	[W]
11/5 Bye Week			
11/12 at Indianapolis	20	17	[W]
11/16 Tennessee	40	17	[W]
11/26 Green Bay	31	28	[W]
12/4 at Cincinnati	23	20	[W]
12/10 Baltimore	39	38	[W]
12/17 New England	24	27	[L]
12/25 at Houston	34	6	[W]
12/31 Cleveland	28	24	[W]
(H 6-2, A 7-1)	399	327	
AFC Playoff Game (Divisional)			
1/14 Jacksonville	42	45	[W]

2016	Mike Tomlin		
W- 11, L- 5	Steelers	Opp.	
9/12 at Washington	38	16	[W]
9/18 Cincinnati	24	16	[W]
9/25 at Philadelphia	3	34	[L]
10/2 Kansas City	43	14	[W]
10/9 N.Y. Jets	31	13	[W]
10/16 at Miami	15	30	[L]
10/23 New England	16	27	[L]
10/30 Bye Week			
11/6 at Baltimore	14	21	[L]
11/13 Dallas	30	35	[L]
11/20 at Cleveland	24	9	[W]
11/24 at Indianapolis	28	7	[W]
12/4 N.Y. Giants	24	14	[W]
12/11 at Buffalo***	27	20	[W]
12/18 at Cincinnati	24	20	[W]
12/25 Baltimore	31	27	[W]
1/1 Cleveland (OT)	27	24	[W]
(H 6-2, A 5-3)	399	327	

***Tomlin's 100th win			
AFC Playoff Game (Wild Card)			
1/8 Miami	30	12	[W]
AFC Playoff Game (Divisional)			
1/15 at Kansas City	18	16	[W]
AFC Championship Game			
1/22 at New England	17	36	[L]

2015	Mike Tomlin		
W- 10, L- 6	Steelers	Opp.	
9/10 at New England	21	28	[L]
9/20 San Francisco	43	18	[W]
9/27 at St. Louis	12	6	[W]
10/1 Baltimore (OT)	20	23	[L]
10/12 at San Diego	24	20	[W]
10/18 Arizona	25	13	[W]
10/25 at Kansas City	13	23	[L]
11/1 Cincinnati	10	16	[L]
11/8 Oakland	38	35	[W]
11/15 Cleveland	30	9	[W]
11/22 Bye Week			
11/29 at Seattle	30	39	[L]
12/6 Indianapolis	45	10	[W]
12/13 at Cincinnati	33	20	[W]
12/20 Denver	34	27	[W]
12/27 at Baltimore	17	20	[L]
1/3 at Cleveland	28	12	[W]
(H 6-2, A 4-4)	423	319	
AFC Playoff Game (Wild Card)			
1/9 at Cincinnati	18	16	[W]
AFC Playoff Game (Divisional)			
1/17 at Denver	16	23	[L]

2014	Mike Tomlin		
W- 11, L- 5	Steelers	Opp.	
9/7 Cleveland	30	27	[W]
9/11 at Baltimore	6	26	[L]
9/21 at Carolina	37	19	[W]
9/28 Tampa Bay	24	27	[L]
10/5 at Jacksonville	17	9	[W]
10/12 at Cleveland	10	31	[L]
10/20 Houston	30	23	[W]
10/26 Indianapolis	51	34	[W]
11/2 Baltimore	43	23	[W]
11/9 at N.Y. Jets	13	20	[L]
11/17 at Tennessee	27	24	[W]
11/23 Bye Week			
11/30 New Orleans	32	35	[L]
12/7 at Cincinnati	42	21	[W]
12/14 at Atlanta	27	20	[W]
12/21 Kansas City	20	12	[W]
12/28 Cincinnati	27	17	[W]
(H 5-3, A 3-5)	436	368	
AFC Playoff Game (Wild Card)			
1/3 Baltimore	17	30	[L]

2013	Mike Tomlin		
W- 8, L- 8	Steelers	Opp.	
9/8 Tennessee	9	16	[L]
9/16 at Cincinnati	10	20	[L]
9/22 Chicago	23	40	[L]
9/29 at Minnesota (London)	27	34	[L]
10/6 Bye Week			
10/13 at N.Y. Jets	19	6	[W]
10/20 Baltimore	19	16	[W]
10/27 at Oakland	18	21	[L]
11/3 at New England	31	55	[L]
11/10 Buffalo	23	10	[W]
11/17 Detroit	37	27	[W]
11/24 at Cleveland	27	11	[W]
11/28 at Baltimore	20	22	[L]
12/8 Miami	28	34	[L]
12/15 Cincinnati	30	20	[W]
12/22 at Green Bay	38	31	[W]
12/29 Cleveland	20	7	[W]
(H 5-3, A 3-5)	379	370	

88 Years with the Steelers

2012 Mike Tomlin

W- 8, L- 8	Steelers	Opp.
9/9 at Denver	19	31 [L]
9/16 N.Y. Jets	27	10 [W]
9/23 at Oakland	31	34 [L]
9/30 Bye Week		
10/7 Philadelphia	16	14 [W]
10/11 at Tennessee	23	26 [L]
10/21 at Cincinnati	24	17 [W]
10/28 Washington	27	12 [W]
11/4 at N.Y. Giants	24	20 [W]
11/12 Kansas City (OT)	16	13 [W]
11/18 Baltimore	10	13 [L]
11/25 at Cleveland	14	20 [L]
12/2 at Baltimore	23	20 [W]
12/9 San Diego	24	34 [L]
12/16 at Dallas (OT)	24	27 [L]
12/23 Cincinnati	10	13 [L]
12/30 Cleveland	24	10 [W]
(H 5-3, A 3-5)	336	314

2011 Mike Tomlin

W- 12, L- 4	Steelers	Opp.
9/11 at Baltimore	7	35 [L]
9/18 Seattle	24	0 [W]
9/25 at Indianapolis	23	20 [W]
10/2 at Houston	10	17 [L]
10/9 Tennessee	38	17 [W]
10/16 Jacksonville	17	13 [W]
10/23 at Arizona	32	20 [W]
10/30 New England	25	17 [W]
11/6 Baltimore	20	23 [L]
11/13 at Cincinnati	24	17 [W]
11/20 Bye Week		
11/27 at Kansas City	13	9 [W]
12/4 Cincinnati	35	7 [W]
12/8 Cleveland	14	3 [W]
12/19 at San Francisco	3	20 [L]
12/24 St. Louis	27	0 [W]
1/1 at Cleveland	13	9 [W]
(H 7-1, A 5-3)	325	227

AFC Playoff Game (Wild Card)
1/8 at Denver (OT) 23 29 [L]

2010 Mike Tomlin

W- 12, L- 4	Steelers	Opp.
9/12 Atlanta (OT)	15	9 [W]
9/19 at Tennessee	19	11 [W]
9/26 at Tampa Bay	38	13 [W]
10/3 Baltimore	14	17 [L]
10/10 Bye Week		
10/17 Cleveland	28	10 [W]
10/24 at Miami	23	22 [W]
10/31 at New Orleans	10	20 [L]
11/8 at Cincinnati	27	21 [W]
11/14 New England	26	39 [L]
11/21 Oakland	35	3 [W]
11/28 at Buffalo (OT)	19	16 [W]
12/5 at Baltimore	13	10 [W]
12/12 Cincinnati	23	7 [W]
12/19 N.Y. Jets	17	22 [L]
12/23 Carolina	27	3 [W]
1/2 at Cleveland	41	9 [W]
(H 5-3, A 7-1)	375	232

AFC Playoff Game (Divisional)
1/15 Baltimore 31 24 [W]

AFC Championship Game
1/23 N.Y. Jets 24 19 [W]

Super Bowl XLV (North Texas)
2/6 Green Bay 25 31 [L]

2009 Mike Tomlin

W- 9, L- 7	Steelers	Opp.
9/10 Tennessee (OT)	13	10 [W]
9/20 at Chicago	14	17 [L]
9/27 at Cincinnati	20	23 [L]
10/4 San Diego	38	28 [W]
10/11 at Detroit	28	20 [W]
10/18 Cleveland	27	14 [W]
10/25 Minnesota	27	17 [W]
11/1 Bye Week		
11/9 at Denver	28	10 [W]
11/15 Cincinnati	12	18 [L]
11/22 at Kansas City (OT)	24	27 [L]
11/29 at Baltimore (OT)	17	20 [L]
12/6 Oakland	24	27 [L]
12/10 at Cleveland	6	13 [L]
12/20 Green Bay	37	36 [W]
12/27 Baltimore	23	20 [W]
1/3 at Miami	30	24 [W]
(H 6-2, A 3-5)	368	324

2008 Mike Tomlin

W- 12, L- 4	Steelers	Opp.
9/7 Houston	38	17 [W]
9/14 at Cleveland	10	6 [W]
9/21 at Philadelphia	6	15 [L]
9/29 Baltimore (OT)	23	20 [W]
10/5 at Jacksonville	26	21 [W]
10/12 Bye Week		
10/19 at Cincinnati	38	10 [W]
10/26 N.Y. Giants	14	21 [L]
11/3 at Washington	23	6 [W]
11/9 Indianapolis	20	24 [L]
11/16 San Diego	11	10 [W]
11/20 Cincinnati	27	10 [W]
11/30 at New England	33	10 [W]
12/7 Dallas	20	13 [W]
12/14 at Baltimore	13	9 [W]
12/21 at Tennessee	14	31 [L]
12/28 Cleveland	31	0 [W]
(H 6-2, A 6-2)	347	223

AFC Playoff Game (Divisional)
1/11 San Diego 35 24 [W]

AFC Championship Game
1/18 Baltimore 23 14 [W]

Super Bowl XLIII (Tampa Bay)
2/1 Arizona 27 23 [W]

2007 Mike Tomlin

W- 10, L- 6	Steelers	Opp.
9/9 at Cleveland	34	7 [W]
9/16 Buffalo	26	3 [W]
9/23 San Francisco	37	16 [W]
9/30 at Arizona	14	21 [L]
10/7 Seattle	21	0 [W]
10/14 Bye Week		
10/21 at Denver	28	31 [L]
10/28 at Cincinnati	24	13 [W]
11/5 Baltimore	38	7 [W]
11/11 Cleveland	31	28 [W]
11/18 at N.Y. Jets (OT)	16	19 [L]
11/26 Miami	3	0 [W]
12/2 Cincinnati	24	10 [W]
12/9 at New England	13	34 [L]
12/16 Jacksonville	22	29 [W]
12/20 at St. Louis	41	24 [W]
12/30 at Baltimore	21	27 [L]
(H 7-1, A 3-5)	393	269

AFC Playoff Game (Wild Card)
1/5 Jacksonville 29 31 [L]

2006 Bill Cowher

W- 8, L- 8	Steelers	Opp.
9/7 Miami	28	17 [W]
9/18 at Jacksonville	0	9 [L]
9/24 Cincinnati	20	28 [L]
10/1 Bye Week		
10/8 at San Diego	13	23 [L]
10/15 Kansas City	45	7 [W]
10/22 at Atlanta (OT)	38	41 [L]
10/29 at Oakland	13	20 [L]
11/5 Denver	20	31 [L]
11/12 New Orleans	38	31 [W]
11/19 at Cleveland	24	20 [W]
11/26 at Baltimore	0	27 [L]
12/3 Tampa Bay	20	3 [W]
12/7 Cleveland	27	7 [W]
12/17 at Carolina	37	3 [W]
12/24 Baltimore	7	31 [L]
12/31 at Cincinnati (OT)	23	17 [W]
(H 5-3, A 3-5)	353	315

2005 Bill Cowher

W- 11, L- 5	Steelers	Opp.
9/11 Tennessee	34	7 [W]
9/18 at Houston	27	7 [W]
9/25 New England	20	23 [L]
10/2 Bye Week		
10/10 at San Diego	24	22 [W]
10/16 Jacksonville (OT)	17	23 [L]
10/23 at Cincinnati	27	13 [W]
10/31 Baltimore	20	19 [W]
11/6 at Green Bay	20	10 [W]
11/13 Cleveland	34	21 [W]
11/20 at Baltimore (OT)	13	16 [L]
11/28 at Indianapolis	7	26 [L]
12/4 Cincinnati	31	38 [L]
12/11 Chicago	21	9 [W]
12/18 at Minnesota	18	3 [W]
12/24 at Cleveland	41	0 [W]
1/1 Detroit	35	21 [W]
(H 5-3, A 6-2)	389	258

AFC Playoff Game (Wild Card)
1/8 at Cincinnati 31 17 [W]

AFC Playoff Game (Divisional)
1/15 at Indianapolis 21 18 [W]

AFC Championship Game
1/22 at Denver 34 17 [W]

Super Bowl XL (Detroit)
2/5 Seattle 21 10 [W]

2004 Bill Cowher

W- 15, L- 1	Steelers	Opp.
9/12 Oakland	24	21 [W]
9/19 at Baltimore	13	30 [L]
9/26 at Miami	13	3 [W]
10/3 Cincinnati	28	17 [W]
10/10 Cleveland	34	23 [W]
10/17 at Dallas	24	20 [W]
10/24 Bye Week		
10/31 New England	34	20 [W]
11/7 Philadelphia	27	3 [W]
11/14 at Cleveland	24	10 [W]
11/21 at Cincinnati	19	14 [W]
11/28 Washington	16	7 [W]
12/5 at Jacksonville	17	16 [W]
12/12 N.Y. Jets	17	6 [W]
12/18 at N.Y. Giants	33	30 [W]
12/26 Baltimore	20	7 [W]
1/2 at Buffalo	29	24 [W]
(H 8-0, A 7-1)	372	251

AFC Playoff Game (Divisional)
1/15 N.Y. Jets (OT) 20 17 [W]

AFC Championship Game
1/23 New England 27 41 [L]

88 Years with the Steelers

2003 Bill Cowher

W- 6, L- 10	Steelers	Opp.
9/7 Baltimore	34	15 [W]
9/14 at Kansas City	20	41 [L]
9/21 at Cincinnati	17	10 [W]
9/28 Tennessee	13	30 [L]
10/5 Cleveland	13	33 [L]
10/12 at Denver	14	17 [L]
10/19 Bye Week		
10/26 St. Louis ***	21	33 [L]
11/2 at Seattle	16	23 [L]
11/9 Arizona	28	15 [W]
11/17 at San Francisco	14	30 [L]
11/23 at Cleveland	13	6 [W]
11/30 Cincinnati	20	24 [L]
12/7 Oakland	27	7 [W]
12/14 at N.Y. Jets	0	6 [L]
12/21 San Diego	40	24 [W]
12/28 at Baltimore (OT)	10	13 [L]
(H 4-4, A 2-6)	300	327

***1,000th game in Steelers history

2002 Bill Cowher

W- 10, L- 5, T- 1	Steelers	Opp.
9/9 at New England	14	30 [L]
9/15 Oakland	17	30 [L]
9/22 Bye Week		
9/29 Cleveland (OT) ***	16	13 [W]
10/6 at New Orleans	29	32 [L]
10/13 at Cincinnati	34	7 [W]
10/21 Indianapolis	28	10 [W]
10/27 at Baltimore	31	18 [W]
11/3 at Cleveland	23	20 [W]
11/10 Atlanta (OT)	34	34 [T]
11/17 at Tennessee	23	31 [L]
11/24 Cincinnati	29	21 [W]
12/1 at Jacksonville	25	23 [W]
12/8 Houston	6	24 [L]
12/15 Carolina	30	14 [W]
12/23 at Tampa Bay	17	7 [W]
12/29 Baltimore	34	31 [W]
(H 5-2-1, A 5-3)	390	345

AFC Playoff Game (Wild Card)

1/5 Cleveland 36 33 [W]

AFC Playoff Game (Divisional)

1/11 at Tennessee (OT) 31 34 [L]

***Cowher's 100th win

2001 Bill Cowher

W- 13, L- 3	Steelers	Opp.
9/9 at Jacksonville	3	21 [L]
9/23 Bye Week		
9/30 at Buffalo	20	3 [W]
10/7 Cincinnati	16	7 [W]
10/14 at Kansas City	20	17 [W]
10/21 at Tampa Bay	17	10 [W]
10/29 Tennessee	34	7 [W]
11/4 Baltimore	10	13 [L]
11/11 at Cleveland (OT)	15	12 [W]
11/18 Jacksonville	20	7 [W]
11/25 at Tennessee	34	24 [W]
12/2 Minnesota	21	16 [W]
12/9 N.Y. Jets	18	7 [W]
12/16 at Baltimore	26	21 [W]
12/23 Detroit	47	14 [W]
12/30 at Cincinnati (OT)	23	26 [L]
1/6 Cleveland	28	7 [W]
(H 7-1, A 6-2)	352	212

AFC Playoff Game (Divisional)

1/20 Baltimore 27 10 [W]

AFC Championship Game

1/27 New England 17 24 [L]

● Originally Scheduled 9/16

2000 Bill Cowher

W- 9, L- 7	Steelers	Opp.
9/3 Baltimore	0	16 [L]
9/10 Bye Week		
9/17 at Cleveland	20	23 [L]
9/24 Tennessee	20	23 [L]
10/1 at Jacksonville	24	13 [W]
10/8 at N.Y. Jets	20	3 [W]
10/15 Cincinnati	15	0 [W]
10/22 Cleveland	22	0 [W]
10/29 at Baltimore	9	6 [W]
11/5 at Tennessee	7	9 [L]
11/12 Philadelphia (OT)	23	26 [L]
11/19 Jacksonville	24	34 [L]
11/26 at Cincinnati	48	28 [W]
12/3 Oakland	21	20 [W]
12/10 at N.Y. Giants	10	30 [L]
12/16 Washington	24	3 [W]
12/24 at San Diego	34	21 [W]
(H 4-4, A 5-3)	321	255

1999 Bill Cowher

W- 6, L- 10	Steelers	Opp.
9/12 at Cleveland	43	0 [W]
9/19 at Baltimore	23	20 [W]
9/26 Seattle	10	29 [L]
10/3 Jacksonville	3	17 [L]
10/10 at Buffalo	21	24 [L]
10/17 at Cincinnati	17	3 [W]
10/25 Atlanta	13	9 [W]
10/31 Bye Week		
11/7 at San Francisco	27	6 [W]
11/14 Cleveland	15	16 [L]
11/21 at Tennessee	10	16 [L]
11/28 Cincinnati	20	27 [L]
12/2 at Jacksonville	6	20 [L]
12/12 Baltimore	24	31 [L]
12/18 at Kansas City	19	35 [L]
12/26 Carolina	30	20 [W]
1/2 Tennessee	36	47 [L]
(H 2-6, A 4-4)	317	320

1998 Bill Cowher

W- 7, L- 9	Steelers	Opp.
9/6 at Baltimore	20	13 [W]
9/13 Chicago	17	12 [W]
9/20 at Miami	0	21 [L]
9/27 Seattle	13	10 [W]
10/4 Bye Week		
10/11 at Cincinnati	20	25 [L]
10/18 Baltimore	16	6 [W]
10/26 at Kansas City	20	13 [W]
11/1 Tennessee	31	41 [L]
11/9 Green Bay	27	20 [W]
11/15 at Tennessee	14	23 [L]
11/22 Jacksonville	30	15 [W]
11/26 at Detroit (OT)	16	19 [L]
12/6 New England	9	23 [L]
12/13 at Tampa Bay	3	16 [L]
12/20 Cincinnati	24	25 [L]
12/28 at Jacksonville	3	21 [L]
(H 5-3, A 2-6)	263	303

1997 Bill Cowher

W- 11, L- 5	Steelers	Opp.
8/31 Dallas	7	37 [L]
9/7 Washington	14	13 [W]
9/14 AFC Central Bye Week		
9/22 at Jacksonville	21	30 [L]
9/28 Tennessee	37	24 [W]
10/5 at Baltimore	42	34 [W]
10/12 Indianapolis	24	22 [W]
10/19 at Cincinnati	26	10 [W]
10/26 Jacksonville (OT)	23	17 [W]
11/3 at Kansas City	10	13 [L]
11/9 Baltimore	37	0 [W]
11/16 Cincinnati	20	3 [W]
11/23 at Philadelphia	20	23 [L]
11/30 at Arizona (OT)	26	20 [W]
12/7 Denver	35	24 [W]
12/13 at New England (OT)	24	21 [W]
12/21 at Tennessee	6	16 [L]
(H 7-1, A 4-4)	372	307

AFC Playoff Game (Divisional)

1/3 New England 7 6 [W]

AFC Championship Game

1/11 Denver 21 24 [L]

1996 Bill Cowher

W- 10, L- 6	Steelers	Opp.
9/1 at Jacksonville	9	24 [L]
9/8 Baltimore	31	17 [W]
9/16 Buffalo	24	6 [W]
9/22 AFC Central Bye Week		
9/29 Houston	30	16 [W]
10/7 at Kansas City	17	7 [W]
10/13 Cincinnati	20	10 [W]
10/20 at Houston	13	23 [L]
10/27 at Atlanta	20	17 [W]
11/3 St. Louis	42	6 [W]
11/10 at Cincinnati	24	34 [L]
11/17 Jacksonville	28	3 [W]
11/25 at Miami	24	17 [W]
12/1 at Baltimore	17	31 [L]
12/8 San Diego	16	3 [W]
12/15 San Francisco	15	25 [L]
12/22 at Carolina	14	18 [L]
(H 7-1, A 3-5)	344	257

AFC Playoff Game (Wild Card)

12/29 Indianapolis 42 14 [W]

AFC Playoff Game (Divisional)

1/5 at New England 3 28 [L]

88 Years with the Steelers

1995 Bill Cowher

W-11, L-5	Steelers	Opp.
9/3 Detroit	23	20 [W]
9/10 at Houston	34	17 [W]
9/18 at Miami	10	23 [L]
9/24 Minnesota	24	44 [L]
10/1 San Diego	31	16 [W]
10/8 at Jacksonville	16	20 [L]
10/15 AFC Central Bye Week		
10/19 Cincinnati	9	27 [L]
10/29 Jacksonville	24	7 [W]
11/5 at Chicago (OT)	37	34 [W]
11/13 Cleveland	20	3 [W]
11/19 at Cincinnati	49	31 [W]
11/26 at Cleveland	20	17 [W]
12/3 Houston	21	7 [W]
12/10 at Oakland	29	10 [W]
12/16 New England	41	27 [W]
12/24 at Green Bay	19	24 [L]
(H 6-2, A 5-3)	407	327

AFC Playoff Game (Divisional)

1/6 Buffalo 40 21 [W]

AFC Championship Game

1/14 Indianapolis 20 16 [W]

Super Bowl XXX (Phoenix, Arz.)

1/28 Dallas 17 27 [L]

1994 Bill Cowher

W-12, L-4	Steelers	Opp.
9/4 Dallas	9	26 [L]
9/11 at Cleveland	17	10 [W]
9/18 Indianapolis	31	21 [W]
9/25 at Seattle	13	30 [L]
10/3 Houston	30	14 [W]
10/4 AFC Central Bye Week		
10/16 Cincinnati	14	10 [W]
10/23 at N.Y. Giants	10	6 [W]
10/30 at Arizona (OT)	17	20 [L]
11/6 at Houston (OT)	12	9 [W]
11/14 Buffalo	23	10 [W]
11/20 Miami (OT)	16	13 [W]
11/27 at L.A. Raiders	21	3 [W]
12/4 at Cincinnati	38	15 [W]
12/11 Philadelphia	14	3 [W]
12/18 Cleveland	17	7 [W]
12/24 at San Diego	34	37 [L]
(H 7-1, A 5-3)	316	234

AFC Playoff Game (Divisional)

1/7 Cleveland 29 9 [W]

AFC Championship Game

1/15 San Diego 13 17 [L]

1993 Bill Cowher

W-9, L-7	Steelers	Opp.
9/5 San Francisco	13	24 [L]
9/12 at L.A. Rams	0	27 [L]
9/19 Cincinnati	34	7 [W]
9/27 at Atlanta	45	17 [W]
10/3 AFC Central Bye Week		
10/10 San Diego	16	3 [W]
10/17 New Orleans	37	14 [W]
10/24 at Cleveland	23	28 [L]
10/31 AFC Central Bye Week		
11/7 at Cincinnati	24	16 [W]
11/15 Buffalo	23	0 [W]
11/21 at Denver	13	37 [L]
11/28 at Houston	3	23 [L]
12/5 New England	17	14 [W]
12/13 at Miami	21	20 [W]
12/19 Houston	17	26 [L]
12/26 at Seattle	6	16 [L]
1/2 Cleveland	16	9 [W]
(H 6-2, A 3-5)	308	281

AFC Playoff Game (Wild Card)

1/8 at Kansas City (OT) 24 27 [L]

1992 Bill Cowher

W-11, L-5	Steelers	Opp.
9/6 at Houston	29	24 [W]
9/13 N.Y. Jets	27	10 [W]
9/20 at San Diego	23	6 [W]
9/27 at Green Bay	3	17 [L]
10/4 AFC Central Bye Week		
10/11 at Cleveland	9	17 [L]
10/19 Cincinnati	20	0 [W]
10/25 at Kansas City	27	3 [W]
11/1 Houston	21	20 [W]
11/8 at Buffalo	20	28 [L]
11/15 Detroit	17	14 [W]
11/22 Indianapolis	30	14 [W]
11/29 at Cincinnati	21	9 [W]
12/6 Seattle	20	14 [W]
12/13 at Chicago	6	30 [L]
12/20 Minnesota	3	6 [L]
12/27 Cleveland	23	13 [W]
(H 7-1, A 4-4)	299	225

AFC Playoff Game (Divisional)

1/9 Buffalo 3 24 [L]

1991 Chuck Noll

W-7, L-9	Steelers	Opp.
9/1 San Diego	26	20 [W]
9/8 at Buffalo	34	52 [L]
9/15 New England	20	6 [W]
9/22 at Philadelphia	14	23 [L]
9/29 AFC Central Bye Week		
10/6 at Indianapolis	21	3 [W]
10/14 N.Y. Giants	20	23 [L]
10/20 Seattle	7	27 [L]
10/27 at Cleveland	14	17 [L]
11/3 at Denver	13	20 [L]
11/10 at Cincinnati (OT)	33	27 [W]
11/17 Washington	14	41 [L]
11/24 Houston	26	14 [W]
11/28 at Dallas	10	20 [L]
12/8 at Houston	6	31 [L]
12/15 Cincinnati	17	10 [W]
12/22 Cleveland	17	10 [W]
(H 5-3, A 2-6)	292	344

1990 Chuck Noll

W-9, L-7	Steelers	Opp.
9/9 at Cleveland	3	13 [L]
9/16 Houston	20	9 [W]
9/23 at L.A. Raiders	3	20 [L]
9/30 Miami	6	28 [L]
10/7 San Diego	36	14 [W]
10/14 at Denver	34	17 [W]
10/21 at San Francisco	7	27 [L]
10/29 L.A. Rams	41	10 [W]
11/4 Atlanta	21	9 [W]
11/11 AFC Central Bye Week		
11/18 at Cincinnati	3	27 [L]
11/25 at N.Y. Jets	24	7 [W]
12/2 Cincinnati	12	16 [L]
12/9 New England ***	24	3 [W]
12/16 at New Orleans	9	6 [W]
12/23 Cleveland	35	0 [W]
12/30 at Houston	14	34 [L]
(H 6-2, A 3-5)	292	240

***Noll's 200th win

1989 Chuck Noll

W-9, L-7	Steelers	Opp.
9/10 Cleveland	0	51 [L]
9/17 at Cincinnati	10	41 [L]
9/24 Minnesota	27	14 [W]
10/1 at Detroit	23	3 [W]
10/8 Cincinnati	16	26 [L]
10/15 at Cleveland	17	7 [W]
10/22 at Houston	0	27 [L]
10/29 Kansas City	23	17 [W]
11/5 at Denver	7	34 [L]
11/12 Chicago	0	20 [L]
11/19 San Diego	20	17 [W]
11/26 at Miami	34	14 [W]
12/3 Houston	16	23 [L]
12/10 at N.Y. Jets	13	0 [W]
12/17 New England	28	10 [W]
12/24 at Tampa Bay	31	22 [W]
(H 4-4, A 5-3)	265	326

AFC Playoff Game (Wild Card)

12/31 at Houston (OT) 26 23 [W]

AFC Playoff Game (Divisional)

1/7 at Denver 23 24 [L]

1988 Chuck Noll

W-5, L-11	Steelers	Opp.
9/4 Dallas	24	21 [W]
9/11 at Washington	29	30 [L]
9/18 Cincinnati	12	17 [L]
9/25 at Buffalo	28	36 [L]
10/2 Cleveland	9	23 [L]
10/9 at Phoenix	14	31 [L]
10/16 Houston	14	34 [L]
10/23 Denver	39	21 [W]
10/30 at N.Y. Jets	20	24 [L]
11/6 at Cincinnati	7	42 [L]
11/13 Philadelphia	26	27 [L]
11/20 at Cleveland	7	27 [L]
11/27 Kansas City	16	10 [W]
12/4 at Houston	37	34 [W]
12/11 at San Diego	14	20 [L]
12/18 Miami	40	24 [W]
(H 4-4, A 1-7)	336	421

88 Years with the Steelers

1987 Chuck Noll			
W- 8, L- 7	Steelers	Opp.	
9/13 San Francisco	30	17	[W]
9/20 at Cleveland	10	34	[L]
9/27 N.Y. Jets(Cancelled) - Strike			
10/4 at Atlanta	28	12	[W]
10/11 at L.A. Rams	21	31	[L]
10/18 Indianapolis	21	7	[W]
10/25 Cincinnati	23	20	[W]
11/1 at Miami	24	35	[L]
11/8 at Kansas City	17	16	[W]
11/15 Houston	3	23	[L]
11/22 at Cincinnati	30	16	[W]
11/29 New Orleans	16	20	[L]
12/6 Seattle	13	9	[W]
12/13 at San Diego	20	16	[W]
12/20 at Houston	16	24	[L]
12/26 Cleveland	13	19	[L]
(H 4-3, A 4-4)	285	299	

1986 Chuck Noll			
W- 6, L- 10	Steelers	Opp.	
9/7 at Seattle	0	30	[L]
9/15 Denver	10	21	[L]
9/21 at Minnesota	7	31	[L]
9/28 at Houston (OT)	22	16	[W]
10/5 Cleveland	24	27	[L]
10/13 at Cincinnati	22	24	[L]
10/19 New England	0	34	[L]
10/26 Cincinnati	30	9	[W]
11/2 Green Bay	27	3	[W]
11/9 at Buffalo	12	16	[L]
11/16 Houston	21	10	[W]
11/23 at Cleveland (OT)	31	37	[L]
11/30 at Chicago (OT)	10	13	[L]
12/7 Detroit	27	17	[W]
12/13 at N.Y. Jets	45	24	[W]
12/21 Kansas City	19	24	[L]
(H 4-4, A 2-6)	307	336	

1985 Chuck Noll			
W- 7, L- 9	Steelers	Opp.	
9/8 Indianapolis	45	3	[W]
9/16 at Cleveland	7	17	[L]
9/22 Houston	20	0	[W]
9/30 Cincinnati	24	37	[L]
10/6 at Miami	20	24	[L]
10/13 at Dallas	13	27	[L]
10/20 St. Louis	23	10	[W]
10/27 at Cincinnati	21	26	[L]
11/3 Cleveland	10	9	[W]
11/10 at Kansas City	36	28	[W]
11/17 at Houston	30	7	[W]
11/24 Washington	23	30	[L]
12/1 Denver	23	31	[L]
12/8 at San Diego	44	54	[L]
12/15 Buffalo	30	24	[W]
12/21 at N.Y. Giants	10	28	[L]
(H 5-3, A 2-6)	379	355	

1984 Chuck Noll			
W- 9, L- 7	Steelers	Opp.	
9/2 Kansas City	27	37	[L]
9/6 at N.Y. Jets	23	17	[W]
9/16 L.A. Rams	24	14	[W]
9/23 at Cleveland	10	20	[L]
10/1 Cincinnati**	38	17	[W]
10/7 Miami	7	31	[L]
10/14 at San Francisco	20	17	[W]
10/21 at Indianapolis	16	17	[L]
10/28 Atlanta	35	10	[W]
11/4 Houston	35	7	[W]
11/11 at Cincinnati	20	22	[L]
11/19 at New Orleans	24	27	[L]
11/25 San Diego	52	24	[W]
12/2 at Houston (OT)	20	23	[L]
12/9 Cleveland	23	20	[W]
12/16 at L.A. Raiders	13	7	[W]
(H 6-2, A 3-5)	387	310	

**Noll's 150th win

AFC Playoff Game (Divisional)

12/30 at Denver	24	17	[W]
-----------------	----	----	-----

AFC Championship Game

1/6 at Miami	28	45	[L]
--------------	----	----	-----

1983 Chuck Noll			
W- 10, L- 6	Steelers	Opp.	
9/4 Denver	10	14	[L]
9/11 at Green Bay	25	21	[W]
9/18 at Houston	40	28	[W]
9/25 New England	23	28	[L]
10/2 Houston	17	10	[W]
10/10 at Cincinnati	24	14	[W]
10/16 Cleveland	44	17	[W]
10/23 at Seattle	27	21	[W]
10/30 Tampa Bay	17	12	[W]
11/6 San Diego	26	3	[W]
11/13 at Baltimore	24	13	[W]
11/20 Minnesota	14	17	[L]
11/24 at Detroit	3	45	[L]
12/4 Cincinnati	10	23	[L]
12/10 at N.Y. Jets	34	7	[W]
12/18 at Cleveland	17	30	[L]
(H 4-4, A 6-2)	355	303	

AFC Playoff Game (Divisional)

1/1 at L.A. Raiders	10	38	[L]
---------------------	----	----	-----

1982 Chuck Noll			
W- 6, L- 3	Steelers	Opp.	
9/13 at Dallas	36	28	[W]
9/19 Cincinnati (OT)	26	20	[W]
9/26 N.Y. Giants(Cancelled) - Strike			
10/3 at Denver(Cancelled) - Strike			
10/11 Philadelphia(Cancelled) - Strike			
10/17 at Washington(Cancelled) - Strike			
10/24 Cleveland(Postponed) - Strike			
10/31 at Cincinnati(Cancelled) - Strike			
11/7 Houston(Cancelled) - Strike			
11/14 N.Y. Jets(Cancelled) - Strike			
11/21 at Houston	24	10	[W]
11/28 at Seattle	0	16	[L]
12/5 Kansas City	35	14	[W]
12/12 at Buffalo	0	13	[L]
12/19 at Cleveland	9	10	[L]
12/26 New England	37	14	[W]
1/2 Cleveland	37	21	[W]
(H 4-0, A 2-3)	204	146	

AFC Tournament

1/9 San Diego	28	31	[L]
---------------	----	----	-----

1981 Chuck Noll			
W- 8, L- 8	Steelers	Opp.	
9/6 Kansas City	33	37	[L]
9/10 at Miami	10	30	[L]
9/20 N.Y. Jets	38	10	[W]
9/27 New England (OT)	27	21	[W]
10/4 at New Orleans	20	6	[W]
10/11 Cleveland	13	7	[W]
10/18 at Cincinnati	7	34	[L]
10/26 Houston	26	13	[W]
11/1 San Francisco	14	17	[L]
11/8 at Seattle	21	24	[L]
11/15 at Atlanta	34	20	[W]
11/22 at Cleveland	32	10	[W]
11/29 L.A. Rams	24	0	[W]
12/7 at Oakland	27	30	[L]
12/13 Cincinnati	10	17	[L]
12/20 at Houston	20	21	[L]
(H 5-3, A 3-5)	356	297	

1980 Chuck Noll			
W- 9, L- 7	Steelers	Opp.	
9/7 Houston	31	17	[W]
9/14 at Baltimore	20	17	[W]
9/21 at Cincinnati	28	30	[L]
9/28 Chicago	38	3	[W]
10/5 at Minnesota	23	17	[W]
10/12 Cincinnati	16	17	[L]
10/20 Oakland	34	45	[L]
10/26 at Cleveland	26	27	[L]
11/2 Green Bay	22	20	[W]
11/9 at Tampa Bay	24	21	[W]
11/16 Cleveland	16	13	[W]
11/23 at Buffalo	13	28	[L]
11/30 Miami	23	10	[W]
12/4 at Houston	0	6	[L]
12/14 Kansas City	21	16	[W]
12/22 at San Diego	17	26	[L]
(H 6-2, A 3-5)	352	313	

1979 Chuck Noll			
W- 12, L- 4	Steelers	Opp.	
9/3 at New England (OT)*16	13	13	[W]
9/9 Houston	38	7	[W]
9/16 at St. Louis	24	21	[W]
9/23 Baltimore	17	13	[W]
9/30 at Philadelphia	14	17	[L]
10/7 at Cleveland	51	35	[W]
10/14 at Cincinnati	10	34	[L]
10/22 Denver	42	7	[W]
10/28 Dallas	14	3	[W]
11/4 Washington	38	7	[W]
11/11 at Kansas City	30	3	[W]
11/18 at San Diego	7	35	[L]
11/25 Cleveland (OT)	33	30	[W]
12/2 Cincinnati	37	17	[W]
12/10 at Houston	17	20	[L]
12/16 Buffalo***	28	0	[W]
(H 8-0, A 4-4)	416	262	

***Noll's 100th win

AFC Playoff Game (Divisional)

12/30 Miami	34	14	[W]
-------------	----	----	-----

AFC Championship Game

1/6 Houston	27	13	[W]
-------------	----	----	-----

Super Bowl XIV (Pasadena, Calif.)

1/20 L.A. Rams	31	19	[W]
----------------	----	----	-----

88 Years with the Steelers

1978	Chuck Noll		
W-14, L-2	Steelers	Opp.	
9/3 at Buffalo	28	17	[W]
9/10 Seattle	21	10	[W]
9/17 at Cincinnati	28	3	[W]
9/24 Cleveland (OT)	15	9	[W]
10/1 at N.Y. Jets	28	17	[W]
10/8 Atlanta	31	7	[W]
10/15 at Cleveland	34	14	[W]
10/23 Houston	17	24	[L]
10/29 Kansas City	27	24	[W]
11/5 New Orleans	20	14	[W]
11/12 at L.A. Rams	7	10	[L]
11/19 Cincinnati	7	6	[W]
11/27 at San Francisco	24	7	[W]
12/3 at Houston	13	3	[W]
12/9 Baltimore	35	13	[W]
12/16 at Denver	21	17	[W]
(H 7-1, A 7-1)	356	195	
<i>AFC Playoff Game (Divisional)</i>			
12/30 Denver	33	10	[W]
<i>AFC Championship Game</i>			
1/7 Houston	34	5	[W]
<i>Super Bowl XIII (Miami, Fla.)</i>			
1/21 Dallas	35	31	[W]

1977	Chuck Noll		
W-9, L-5	Steelers	Opp.	
9/19 San Francisco	27	0	[W]
9/25 Oakland	7	16	[L]
10/2 at Cleveland	28	14	[W]
10/9 at Houston	10	27	[L]
10/17 Cincinnati	20	14	[W]
10/23 Houston	27	10	[W]
10/30 at Baltimore	21	31	[L]
11/6 at Denver	7	21	[L]
11/13 Cleveland	35	31	[W]
11/20 Dallas	28	13	[W]
11/27 at N.Y. Jets	23	20	[W]
12/4 Seattle	30	20	[W]
12/10 at Cincinnati	10	17	[L]
12/18 at San Diego	10	9	[W]
(H 6-1, A 3-4)	283	243	
<i>AFC Playoff Game (Divisional)</i>			
12/24 at Denver	21	34	[L]

1976	Chuck Noll		
W-10, L-4	Steelers	Opp.	
9/12 at Oakland	28	31	[L]
9/19 Cleveland	31	14	[W]
9/26 New England	27	30	[L]
10/4 at Minnesota	6	17	[L]
10/10 at Cleveland	16	18	[L]
10/17 Cincinnati	23	6	[W]
10/24 at N.Y. Giants	27	0	[W]
10/31 San Diego	23	0	[W]
11/7 at Kansas City	45	0	[W]
11/14 Miami	14	3	[W]
11/21 Houston	32	16	[W]
11/28 at Cincinnati	7	3	[W]
12/5 Tampa Bay	42	0	[W]
12/11 at Houston	21	0	[W]
(H 6-1, A 4-3)	342	138	
<i>AFC Playoff Game (Divisional)</i>			
12/19 at Baltimore	40	14	[W]
<i>AFC Championship Game</i>			
12/26 at Oakland	7	24	[L]

1975	Chuck Noll		
W-12, L-2	Steelers	Opp.	
9/21 at San Diego	37	0	[W]
9/28 Buffalo	21	30	[L]
10/5 at Cleveland	42	6	[W]
10/12 Denver	20	9	[W]
10/19 Chicago	34	3	[W]
10/26 at Green Bay	16	13	[W]
11/2 at Cincinnati	30	24	[W]
11/9 Houston	24	17	[W]
11/16 Kansas City	28	3	[W]
11/24 at Houston	32	9	[W]
11/30 at N.Y. Jets	20	7	[W]
12/7 Cleveland	31	17	[W]
12/13 Cincinnati	35	14	[W]
12/20 at L.A. Rams	3	10	[L]
(H 6-1, A 6-1)	373	162	
<i>AFC Playoff Game (Divisional)</i>			
12/27 Baltimore	28	10	[W]
<i>AFC Championship Game</i>			
1/4 Oakland	16	10	[W]
<i>Super Bowl X (Miami, Fla.)</i>			
1/18 Dallas	21	17	[W]

1974	Chuck Noll		
W-10, L-3, T-1	Steelers	Opp.	
9/15 Baltimore	30	0	[W]
9/22 at Denver (OT)	35	35	[T]
9/29 Oakland	0	17	[L]
10/6 at Houston	13	7	[W]
10/13 at Kansas City	34	24	[W]
10/20 Cleveland	20	16	[W]
10/28 Atlanta	24	17	[W]
11/3 Philadelphia	27	0	[W]
11/10 at Cincinnati	10	17	[L]
11/17 at Cleveland	26	16	[W]
11/25 at New Orleans	28	7	[W]
12/1 Houston	10	13	[L]
12/8 at New England	21	17	[W]
12/14 Cincinnati	27	3	[W]
(H 5-2, A 5-1-1)	305	189	
<i>AFC Playoff Game (Divisional)</i>			
12/22 Buffalo	32	14	[W]
<i>AFC Championship Game</i>			
12/29 at Oakland	24	13	[W]
<i>Super Bowl IX (New Orleans, La.)</i>			
1/12 Minnesota	16	6	[W]

1973	Chuck Noll		
W-10, L-4	Steelers	Opp.	
9/16 Detroit	24	10	[W]
9/23 Cleveland	33	6	[W]
9/30 at Houston	36	7	[W]
10/7 San Diego	38	21	[W]
10/14 at Cincinnati	7	19	[L]
10/21 N.Y. Jets	26	14	[W]
10/28 Cincinnati	20	13	[W]
11/5 Washington	21	16	[W]
11/11 at Oakland	17	9	[W]
11/18 Denver	13	23	[L]
11/25 at Cleveland	16	21	[L]
12/3 at Miami	26	30	[L]
12/9 Houston	33	7	[W]
12/15 at San Francisco	37	14	[W]
(H 7-1, A 3-3)	347	210	
<i>AFC Playoff Game (Divisional)</i>			
12/22 at Oakland	14	33	[L]

1972	Chuck Noll		
W-11, L-3	Steelers	Opp.	
9/17 Oakland	34	28	[W]
9/24 at Cincinnati	10	15	[L]
10/1 at St. Louis	25	19	[W]
10/8 at Dallas	13	17	[L]
10/15 Houston	24	7	[W]
10/22 New England	33	3	[W]
10/29 at Buffalo	38	21	[W]
11/5 Cincinnati	40	17	[W]
11/12 Kansas City	16	7	[W]
11/19 at Cleveland	24	26	[L]
11/26 Minnesota	23	10	[W]
12/3 Cleveland	30	0	[W]
12/10 at Houston	9	3	[W]
12/17 at San Diego	24	2	[W]
(H 7-0, A 4-3)	343	175	
<i>AFC Playoff Game (Divisional)</i>			
12/23 Oakland	13	7	[W]
<i>AFC Championship Game</i>			
12/31 Miami	17	21	[L]

1971	Chuck Noll		
W-6, L-8	Steelers	Opp.	
9/19 at Chicago	15	17	[L]
9/26 Cincinnati	21	10	[W]
10/3 San Diego	21	17	[W]
10/10 at Cleveland	17	27	[L]
10/18 at Kansas City	16	38	[L]
10/24 Houston	23	16	[W]
10/31 at Baltimore	21	34	[L]
11/7 Cleveland	26	9	[W]
11/14 at Miami	21	24	[L]
11/21 N.Y. Giants	17	13	[W]
11/28 Denver	10	22	[L]
12/5 at Houston	3	29	[L]
12/12 at Cincinnati	21	13	[W]
12/19 L.A. Rams	14	23	[L]
(H 5-2, A 1-6)	246	292	

1970	Chuck Noll		
W-5, L-9	Steelers	Opp.	
9/20 Houston	7	19	[L]
9/27 at Denver	13	16	[L]
10/3 at Cleveland	7	15	[L]
10/11 Buffalo	23	10	[W]
10/18 at Houston	7	3	[W]
10/25 at Oakland	14	31	[L]
11/2 Cincinnati	21	10	[W]
11/8 N.Y. Jets	21	17	[W]
11/15 Kansas City	14	31	[L]
11/22 at Cincinnati	7	34	[L]
11/29 Cleveland	28	9	[W]
12/6 Green Bay	12	20	[L]
12/13 at Atlanta	16	27	[L]
12/20 at Philadelphia	20	30	[L]
(H 4-3, A 1-6)	210	272	

88 Years with the Steelers

1969	Chuck Noll		
W- 1, L- 13	Steelers	Opp.	
9/21 Detroit	16	13	[W]
9/28 at Philadelphia	27	41	[L]
10/5 St. Louis	14	27	[L]
10/12 at N.Y. Giants	7	10	[L]
10/18 at Cleveland	31	42	[L]
10/26 Washington	7	14	[L]
11/2 Green Bay	34	38	[L]
11/9 at Chicago	7	38	[L]
11/16 Cleveland	3	24	[L]
11/23 at Minnesota	14	52	[L]
11/30 at St. Louis	10	47	[L]
12/7 Dallas	7	10	[L]
12/14 N.Y. Giants	17	21	[L]
12/21 at New Orleans	24	27	[L]
(H 1-6, A 0-7)	218	404	

1968	Bill Austin		
W- 2, L- 11, T- 1	Steelers	Opp.	
9/15 N.Y. Giants	20	34	[L]
9/22 at L.A. Rams	10	45	[L]
9/29 Baltimore	7	41	[L]
10/5 at Cleveland	24	31	[L]
10/13 at Washington	13	16	[L]
10/20 New Orleans	12	16	[L]
10/27 Philadelphia	6	3	[W]
11/3 at Atlanta	41	21	[W]
11/10 at St. Louis	28	28	[T]
11/17 Cleveland	24	45	[L]
11/24 San Francisco	28	45	[L]
12/1 St. Louis	10	20	[L]
12/8 at Dallas	7	28	[L]
12/15 at New Orleans	14	24	[L]
(H 1-6, A 1-5-1)	244	397	

1967	Bill Austin		
W- 4, L- 9, T- 1	Steelers	Opp.	
9/17 Chicago	41	13	[W]
9/24 St. Louis	14	28	[L]
10/1 at Philadelphia	24	34	[L]
10/7 at Cleveland	10	21	[L]
10/15 N.Y. Giants	24	27	[L]
10/22 Dallas	21	24	[L]
10/29 at New Orleans	14	10	[W]
11/5 Cleveland	14	34	[L]
11/12 at St. Louis	14	14	[T]
11/19 at N.Y. Giants	20	28	[L]
11/26 Minnesota	27	41	[L]
12/3 at Detroit	24	14	[W]
12/10 Washington	10	15	[L]
12/17 at Green Bay	24	17	[W]
(H 1-6, A 3-3-1)	281	320	

1966	Bill Austin		
W- 5, L- 8, T- 1	Steelers	Opp.	
9/11 N.Y. Giants	34	34	[T]
9/18 Detroit	17	3	[W]
9/25 Washington	27	33	[L]
10/2 at Washington	10	24	[L]
10/8 at Cleveland	10	41	[L]
10/16 Philadelphia	14	31	[L]
10/30 at Dallas	21	52	[L]
11/6 Cleveland	16	6	[W]
11/13 St. Louis	30	9	[W]
11/20 Dallas	7	20	[L]
11/27 at St. Louis	3	6	[L]
12/4 at Philadelphia	23	27	[L]
12/11 at N.Y. Giants	47	28	[W]
12/18 at Atlanta	57	33	[W]
(H 3-3-1, A 2-5)	316	347	

1965	Mike Nixon		
W- 2, L- 12	Steelers	Opp.	
9/19 Green Bay	9	41	[L]
9/26 at San Francisco	17	27	[L]
10/3 N.Y. Giants	13	23	[L]
10/9 at Cleveland	19	24	[L]
10/17 St. Louis	7	20	[L]
10/24 at Philadelphia	20	14	[W]
10/31 Dallas	22	13	[W]
11/7 at St. Louis	17	21	[L]
11/4 at Dallas	17	24	[L]
11/21 Washington	3	31	[L]
11/28 Cleveland	21	42	[L]
12/5 at N.Y. Giants	10	35	[L]
12/12 Philadelphia	13	47	[L]
12/19 at Washington	14	35	[L]
(H 1-6, A 1-6)	202	397	

1964	Buddy Parker		
W- 5, L- 9	Steelers	Opp.	
9/13 L.A. Rams	14	26	[L]
9/20 N.Y. Giants	27	24	[W]
9/27 Dallas	23	17	[W]
10/4 at Philadelphia	7	21	[L]
10/10 at Cleveland	23	7	[W]
10/18 at Minnesota	10	30	[L]
10/25 Philadelphia	10	34	[L]
11/1 Cleveland	17	30	[L]
11/8 at St. Louis	30	34	[L]
11/15 Washington	0	30	[L]
11/22 at N.Y. Giants	44	17	[W]
11/29 St. Louis	20	21	[L]
12/6 at Washington	14	7	[W]
12/13 at Dallas	14	17	[L]
(H 2-5, A 3-4)	253	315	

1963	Buddy Parker		
W- 7, L- 4, T- 3	Steelers	Opp.	
9/15 at Philadelphia	21	21	[T]
9/22 N.Y. Giants	31	0	[W]
9/29 St. Louis	23	10	[W]
10/5 at Cleveland	23	35	[L]
10/13 at St. Louis	23	24	[L]
10/20 Washington	38	27	[W]
10/27 Dallas	27	21	[W]
11/3 at Green Bay	14	33	[L]
11/10 Cleveland	9	7	[W]
11/17 at Washington	34	28	[W]
11/24 Chicago	17	17	[T]
12/1 Philadelphia	20	20	[T]
12/8 at Dallas	24	19	[W]
12/15 at N.Y. Giants	17	33	[L]
(H 5-0-2, A 2-4-1)	321	295	

1962	Buddy Parker		
W- 9, L- 5	Steelers	Opp.	
9/16 at Detroit	7	45	[L]
9/23 at Dallas	30	28	[W]
9/30 N.Y. Giants	27	31	[L]
10/6 Philadelphia	13	7	[W]
10/14 at N.Y. Giants	20	17	[W]
10/21 Dallas	27	42	[L]
10/28 Cleveland	14	41	[L]
11/4 Minnesota	39	31	[W]
11/11 at St. Louis	26	17	[W]
11/18 Washington	23	21	[W]
11/25 at Cleveland	14	35	[L]
12/2 St. Louis	19	7	[W]
12/9 at Philadelphia	26	17	[W]
12/16 at Washington	27	24	[W]
(H 4-3, A 5-2)	312	363	
<i>Playoff Bowl (Miami, Fla.)</i>			
1/6 Detroit	10	17	[L]

1961	Buddy Parker		
W- 6, L- 8	Steelers	Opp.	
9/17 at Dallas	24	27	[L]
9/24 N.Y. Giants	14	17	[L]
10/1 at L.A. Rams	14	24	[L]
10/8 at Philadelphia	16	21	[L]
10/15 Washington	20	0	[W]
10/22 Cleveland	28	30	[L]
10/29 San Francisco	20	10	[W]
11/5 at Cleveland	17	13	[W]
11/12 Dallas	37	7	[W]
11/19 at N.Y. Giants	21	42	[L]
11/26 St. Louis	30	27	[W]
12/3 Philadelphia	24	35	[L]
12/10 at Washington	30	14	[W]
12/17 at St. Louis	0	20	[L]
(H 4-3, A 2-5)	295	287	

1960	Buddy Parker		
W- 5, L- 6, T- 1	Steelers	Opp.	
9/24 at Dallas	35	28	[W]
10/2 at Cleveland	20	28	[L]
10/9 N.Y. Giants	17	19	[L]
10/16 St. Louis	27	14	[W]
10/23 at Washington	27	27	[T]
10/30 Green Bay	13	19	[L]
11/6 at Philadelphia	7	34	[L]
11/13 at N.Y. Giants	24	27	[L]
11/20 Cleveland	14	10	[W]
11/27 Washington	22	10	[W]
12/11 Philadelphia	27	21	[W]
12/18 at St. Louis	7	38	[L]
(H 4-2, A 1-4-1)	240	275	

88 Years with the Steelers

1959 Buddy Parker

W- 6, L- 5, T- 1	Steelers	Opp.
9/26 Cleveland	17	7 [W]
10/4 Washington	17	23 [L]
10/11 at Philadelphia	24	28 [L]
10/18 at Washington	27	6 [W]
10/25 New York	16	21 [L]
11/1 at Chicago Cards	24	45 [L]
11/8 Detroit	10	10 [T]
11/15 at New York	14	9 [W]
11/22 at Cleveland	21	20 [W]
11/29 Philadelphia	31	0 [W]
12/6 at Chicago Bears	21	27 [L]
12/13 Chicago Cards	35	20 [W]
(H 3-2-1, A 3-3)	257	216

1958 Buddy Parker

W- 7, L- 4, T- 1	Steelers	Opp.
9/28 at San Francisco	20	23 [L]
10/5 Cleveland	12	45 [L]
10/12 Philadelphia	24	3 [W]
10/19 at Cleveland	10	27 [L]
10/26 at New York	6	17 [L]
11/2 Washington	24	16 [W]
11/9 at Philadelphia	31	24 [W]
11/16 New York	31	10 [W]
11/23 at Chicago Cards	27	20 [W]
11/30 Chicago Bears	24	10 [W]
12/7 at Washington	14	14 [T]
12/13 Chicago Cards	38	21 [W]
(H 5-1, A 2-3-1)	261	230

1957 Buddy Parker

W- 6, L- 6	Steelers	Opp.
9/29 Washington	28	7 [W]
10/5 Cleveland	12	23 [L]
10/13 Chicago Cards	29	20 [W]
10/20 at New York	0	35 [L]
10/27 Philadelphia	6	0 [W]
11/3 at Baltimore	19	13 [W]
11/10 at Cleveland	0	24 [L]
11/24 Green Bay	10	27 [L]
12/1 at Philadelphia	6	7 [L]
12/7 New York	21	10 [W]
12/15 at Washington	3	10 [L]
12/22 at Chicago Cards	27	2 [W]
(H 4-2, A 2-4)	161	178

1956 Walt Kiesling

W- 5, L- 7	Steelers	Opp.
9/30 Washington	30	13 [W]
10/6 Cleveland	10	14 [L]
10/14 Philadelphia	21	35 [L]
10/21 at New York	10	38 [L]
10/28 at Cleveland	24	16 [W]
11/4 New York	14	17 [L]
11/11 at Philadelphia	7	14 [L]
11/18 Chicago Cards	14	7 [W]
11/25 at Chicago Cards	27	38 [L]
12/2 L.A. Rams	30	13 [W]
12/9 at Detroit	7	45 [L]
12/16 at Washington	23	0 [W]
(H 3-3, A 2-4)	217	250

1955 Walt Kiesling

W- 4, L- 8	Steelers	Opp.
9/26 Chicago Cards	14	7 [W]
10/2 at L.A. Rams	26	27 [L]
10/9 New York	30	23 [W]
10/15 Philadelphia	13	7 [W]
10/23 at New York	19	17 [W]
10/30 at Philadelphia	0	24 [L]
11/5 at Chicago Cards	13	27 [L]
11/13 Detroit	28	31 [L]
11/20 at Cleveland	14	41 [L]
11/27 Washington	14	23 [L]
12/4 Cleveland	7	30 [L]
12/11 at Washington	17	28 [L]
(H 3-3, A 1-5)	195	285

1954 Walt Kiesling

W- 5, L- 7	Steelers	Opp.
9/26 at Green Bay	21	20 [W]
10/2 Washington	37	7 [W]
10/9 at Philadelphia	22	24 [L]
10/17 Cleveland	55	27 [W]
10/23 Philadelphia	17	7 [W]
10/31 at Chicago Cards	14	17 [L]
11/7 New York	6	31 [L]
11/14 at Washington	14	17 [L]
11/20 San Francisco	3	31 [L]
11/28 Chicago Cards	20	17 [W]
12/5 at New York	3	24 [L]
12/12 at Cleveland	7	42 [L]
(H 4-2, A 1-5)	219	263

1953 Joe Bach

W- 6, L- 6	Steelers	Opp.
9/27 at Detroit	21	38 [L]
10/3 New York	24	14 [W]
10/11 Chicago Cards	31	28 [W]
10/17 at Philadelphia	7	23 [L]
10/24 Green Bay	31	14 [W]
11/1 Philadelphia	7	35 [L]
11/8 at Cleveland	16	34 [L]
11/15 at New York	14	10 [W]
11/22 Cleveland	16	20 [L]
11/29 Washington	9	17 [L]
12/6 at Chicago Cards	21	17 [W]
12/13 at Washington	14	13 [W]
(H 3-3, A 3-3)	211	263

1952 Joe Bach

W- 5, L- 7	Steelers	Opp.
9/28 Philadelphia	25	31 [L]
10/4 Cleveland	20	21 [L]
10/12 at Philadelphia	21	26 [L]
10/19 Washington	24	28 [L]
10/26 at Chicago Cards	34	28 [W]
11/2 at Washington	24	23 [W]
11/9 Detroit	6	31 [L]
11/16 at Cleveland	28	29 [L]
11/23 Chicago Cards	17	14 [W]
11/30 New York	63	7 [W]
12/7 at San Francisco	24	7 [W]
12/14 at L.A. Rams	14	28 [L]
(H 2-4, A 3-3)	300	273

1951 John Michelosen

W- 4, L- 7, T- 1	Steelers	Opp.
10/1 New York	13	13 [T]
10/7 at Green Bay	33	35 [L]
10/14 San Francisco	24	28 [L]
10/21 at Cleveland	0	17 [L]
10/28 at Chicago Cards	28	14 [W]
11/4 Philadelphia	13	34 [L]
11/11 Green Bay	28	7 [W]
11/18 Washington	7	22 [L]
11/25 at Philadelphia	17	13 [W]
12/2 at New York	0	14 [L]
12/9 Cleveland	0	28 [L]
12/16 at Washington	20	10 [W]
(H 1-4-1, A 3-3)	183	235

1950 John Michelosen

W- 6, L- 6	Steelers	Opp.
9/17 New York	7	18 [L]
9/24 at Detroit	7	10 [L]
10/1 at Washington	26	7 [W]
10/7 Cleveland	17	30 [L]
10/15 at New York	17	6 [W]
10/22 Philadelphia	10	17 [L]
10/29 at Cleveland	7	45 [L]
11/5 at Philadelphia	9	7 [W]
11/12 Baltimore	17	7 [W]
11/23 at Chicago Cards	28	17 [W]
12/3 Washington	7	24 [L]
12/10 Chicago Cards	28	7 [W]
(H 2-4, A 4-2)	180	195

1949 John Michelosen

W- 6, L- 5, T- 1	Steelers	Opp.
9/25 New York Giants	28	7 [W]
10/3 Washington	14	27 [L]
10/8 Detroit	14	7 [W]
10/16 at New York Giants	21	17 [W]
10/23 New York Bulldogs	24	13 [W]
10/30 Philadelphia	7	38 [L]
11/6 at Washington	14	27 [L]
11/13 L.A. Rams	7	7 [T]
11/20 at Green Bay	30	7 [W]
11/27 at Philadelphia	17	34 [L]
12/4 at Chicago Bears	21	30 [L]
12/11 at New York Bulldogs	27	0 [W]
(H 3-2-1, A 3-3)	224	214

1948 John Michelosen

W- 4, L- 8	Steelers	Opp.
9/26 at Washington	14	17 [L]
10/3 Boston	24	14 [W]
10/10 Washington	10	7 [W]
10/17 at Boston	7	13 [L]
10/24 at New York	27	34 [L]
10/31 Philadelphia	7	34 [L]
11/7 Green Bay	38	7 [W]
11/14 Chicago Cards	7	24 [L]
11/21 at Detroit	14	17 [L]
11/28 at Philadelphia	0	17 [L]
12/5 New York	38	28 [W]
12/12 at L.A. Rams	14	31 [L]
(H 4-2, A 0-6)	200	243

88 Years with the Steelers

1947 Jack Sutherland

W- 8, L- 4	Steelers	Opp.
9/21 Detroit	17	10 [W]
9/29 L.A. Rams	7	48 [L]
10/5 at Washington	26	27 [L]
10/12 at Boston	30	14 [W]
10/19 Philadelphia	35	24 [W]
10/26 at New York	38	21 [W]
11/2 at Green Bay	18	17 [W]
11/9 Washington	21	14 [W]
11/16 New York	24	7 [W]
11/23 at Chicago Bears	7	49 [L]
11/30 at Philadelphia	0	21 [L]
12/7 Boston	17	7 [W]
(H 5-1, A 3-3)	240	259
Eastern Division Playoff		
12/21 Philadelphia	0	21 [L]

1946 Jack Sutherland

W- 5, L- 5, T- 1	Steelers	Opp.
9/20 Chicago Cards	14	7 [W]
9/29 at Washington	14	14 [T]
10/6 New York	14	17 [L]
10/13 Boston	16	7 [W]
10/20 at Green Bay	7	17 [L]
10/27 at Boston	33	7 [W]
11/3 Washington	14	7 [W]
11/10 at Detroit	7	17 [L]
11/17 Philadelphia	10	7 [W]
11/24 at New York	0	7 [L]
12/1 at Philadelphia	7	10 [L]
(H 4-1, A 1-4-1)	136	117

1945 Jim Leonard

W- 2, L- 8	Steelers	Opp.
9/25 at Boston	7	28 [L]
10/7 New York	6	34 [L]
10/14 Washington	0	14 [L]
10/21 at New York	21	7 [W]
10/28 Boston	6	10 [L]
11/4 Philadelphia	3	45 [L]
11/11 Chicago Cards	23	0 [W]
11/18 at Philadelphia	6	30 [L]
11/25 at Chicago Bears	7	28 [L]
12/2 at Washington	0	24 [L]
(H 1-4, A 1-4)	79	220

1944* Walt Kiesling and Phil Handler

W- 0, L- 10	Steelers	Opp.
9/24 Cleveland	28	30 [L]
10/8 Green Bay	7	34 [L]
10/15 at Chicago Bears	7	34 [L]
10/22 at New York	0	23 [L]
10/29 at Washington	20	42 [L]
11/5 Detroit	6	27 [L]
11/12 at Detroit	7	21 [L]
11/19 Cleveland	6	33 [L]
11/26 Green Bay	20	35 [L]
12/3 Chicago Bears	7	49 [L]
(H 0-6, A 0-4)	108	328

*Combined with Chicago Cards

● Home game played in Chicago

1943* Walt Kiesling and Greasy Neale

W- 5, L- 4, T- 1	Steelers	Opp.
10/2 Brooklyn ●	17	0 [W]
10/9 New York ●	28	14 [W]
10/17 at Chicago Bears	21	48 [L]
10/24 at New York	14	42 [L]
10/31 Chicago Cards	34	13 [W]
11/7 Washington ●	14	14 [T]
11/14 at Brooklyn	7	13 [L]
11/21 Detroit	35	34 [W]
11/28 at Washington	27	14 [W]
12/5 Green Bay ●	28	38 [L]
(H 4-1-1, A 1-3)	225	230

*Combined with Philadelphia Eagles

● Home game played in Philadelphia

1942 Walt Kiesling

W- 7, L- 4	Steelers	Opp.
9/13 Philadelphia	14	24 [L]
9/20 at Washington	14	24 [L]
10/4 New York	13	10 [W]
10/11 at Brooklyn	7	0 [W]
10/18 at Philadelphia	14	0 [W]
10/25 Washington	0	14 [L]
11/1 at New York	17	9 [W]
11/8 at Detroit	35	7 [W]
11/22 Chicago Cards	19	3 [W]
11/29 Brooklyn	13	0 [W]
12/6 at Green Bay	21	24 [L]
(H 3-2, A 4-2)	167	119

1941 Burt Bell, Aldo Donelli, Walt Kiesling

W- 1, L- 9, T- 1	Steelers	Opp.
9/7 at Cleveland	14	17 [L]
9/21 Philadelphia	7	10 [L]
10/5 New York	10	37 [L]
10/12 Washington	20	24 [L]
10/19 at New York	7	28 [L]
10/26 at Chicago Bears	7	34 [L]
11/2 at Washington	3	23 [L]
11/9 at Philadelphia	7	7 [T]
11/16 Brooklyn	14	7 [W]
11/23 Green Bay	7	54 [L]
11/30 at Brooklyn	7	35 [L]
(H 1-4, A 0-5-1)	103	276

1940 Walt Kiesling

W- 2, L- 7, T- 2	Steelers	Opp.
9/8 Chicago Cards	7	7 [T]
9/15 New York	10	10 [T]
9/22 at Detroit	10	7 [W]
9/29 Brooklyn	3	10 [L]
10/6 Washington	10	40 [L]
10/13 at Brooklyn	0	21 [L]
10/20 at New York	0	12 [L]
10/27 at Green Bay	3	24 [L]
11/3 at Washington	10	37 [L]
11/10 Philadelphia	7	3 [W]
11/28 at Philadelphia	0	7 [L]
(H 1-2-2, A 1-5)	60	178

1939 Walt Kiesling and Johnny "Blood" McNally

W- 1, L- 9, T- 1	Steelers	Opp.
9/14 at Brooklyn	7	12 [L]
9/24 Chicago Cards	0	10 [L]
10/2 Chicago Bears	0	32 [L]
10/8 New York	7	14 [L]
10/15 at Washington	14	44 [L]
10/22 Washington	14	21 [L]
10/29 at Cleveland	14	14 [T]
11/5 at Brooklyn	13	17 [L]
11/19 at New York	7	23 [L]
11/23 at Philadelphia	14	17 [L]
11/26 Philadelphia	24	12 [W]
(H 1-4, A 0-5-1)	114	216

1938 Johnny "Blood" McNally

W- 2, L- 9	Steelers	Opp.
9/9 at Detroit	7	16 [L]
9/11 New York	14	27 [L]
9/16 at Philadelphia	7	27 [L]
9/23 at Brooklyn	17	3 [W]
10/3 at New York	13	10 [W]
10/9 Brooklyn	7	17 [L]
10/23 at Green Bay	0	20 [L]
11/6 Washington	0	7 [L]
11/20 at Philadelphia	7	14 [L]
11/27 at Washington	0	15 [L]
12/4 at Cleveland	7	13 [L]
(H 0-3, A 2-6)	79	169

1937 Johnny "Blood" McNally

W- 4, L- 7	Steelers	Opp.
9/5 Philadelphia	27	14 [W]
9/19 at Brooklyn	21	0 [W]
9/26 New York	7	10 [L]
10/4 Chicago Bears	0	7 [L]
10/10 at Detroit	3	7 [L]
10/17 at Washington	20	34 [L]
10/24 Chicago Cardinals	7	13 [L]
10/31 Philadelphia	16	7 [W]
11/7 at New York	0	17 [L]
11/14 Washington	21	13 [W]
11/21 Brooklyn	0	23 [L]
(H 3-4, A 1-3)	122	145

1936 Joe Bach

W- 6, L- 6	Steelers	Opp.
9/13 Boston	10	0 [W]
9/23 at Brooklyn	10	6 [W]
9/27 New York	10	7 [W]
10/4 Chicago Bears	9	27 [L]
10/14 Philadelphia	17	0 [W]
10/18 at Chicago Bears	7	26 [L]
10/25 at Green Bay	10	42 [L]
11/1 Brooklyn	10	7 [W]
11/5 at Philadelphia	6	0 [W]
11/8 at Detroit	3	28 [L]
11/15 at Chicago Cards	6	14 [L]
11/29 at Boston	0	30 [L]
(H 4-1, A 2-5)	98	187

88 Years with the Steelers



STEELERS PLACEMENT (1970-2019)

1935	Joe Bach				1934	Luby DiMeolo				1933	Jap Douds			
W- 4, L- 8		Steelers	Opp.		W- 2, L- 10		Steelers	Opp.		W- 3, L- 6, T- 2		Steelers	Opp.	
9/13	at Philadelphia	17	7	[W]	9/9	Cincinnati	13	0	[W]	9/20	New York	2	23	[L]
9/22	New York	7	42	[L]	9/16	Boston	0	7	[L]	9/27	Chicago Cardinals	14	13	[W]
9/29	Chicago Bears	7	23	[L]	9/26	Philadelphia	0	17	[L]	10/4	Boston	6	21	[L]
10/6	at Green Bay	0	27	[L]	10/3	New York	12	14	[L]	10/11	Cincinnati	17	0	[W]
10/9	Philadelphia	6	17	[L]	10/7	at Philadelphia	9	7	[W]	10/15	at Green Bay	0	47	[L]
10/20	Chicago Cards	17	13	[W]	10/10	Chicago Bears	0	28	[L]	10/22	at Cincinnati	0	0	[T]
10/27	Boston	6	0	[W]	10/14	at Boston	0	39	[L]	10/29	at Boston	16	14	[W]
11/3	Brooklyn	7	13	[L]	10/21	at New York	7	17	[L]	11/5	at Brooklyn	3	3	[T]
11/10	at Brooklyn	16	7	[W]	10/28	at Brooklyn	3	21	[L]	11/12	Brooklyn	0	32	[L]
11/24	Green Bay	14	34	[L]	11/4	at Detroit	7	40	[L]	11/19	at Philadelphia	6	25	[L]
12/1	at Boston	3	13	[L]	11/11	at St. Louis	0	6	[L]	12/3	at New York	3	27	[L]
12/8	at New York	0	13	[L]	11/18	Brooklyn	0	10	[L]	(H 2-3, A 1-3-2)		67	205	
(H 2-5, A 2-3)		100	209		(H 1-5, A 1-5)		51	206						

Steelers Preseason Results

**2020 Record: 0-0****2019 Record: 3-1**

	Steelers	Opp.	
Tampa Bay	30	28	[W]
Kansas City	17	7	[W]
at Tennessee	18	6	[W]
at Carolina	19	25	[L]

2018 Record: 3-1

	Steelers	Opp.	
At Philadelphia	31	14	[W]
At Green Bay	34	51	[L]
Tennessee	16	6	[W]
Carolina	39	24	[W]

2017 Record: 3-1

	Steelers	Opp.	
At N.Y. Giants	20	12	[W]
Atlanta	17	3	[W]
Indianapolis	15	19	[L]
At Carolina	17	14	[W]

2016 Record: 1-3

	Steelers	Opp.	
Detroit	17	30	[L]
Philadelphia	0	17	[L]
At New Orleans	27	14	[W]
At Carolina	6	18	[L]

2015 Record: 1-4

	Steelers	Opp.	
At Minnesota (Canton)	3	14	[L]
At Jacksonville	21	23	[L]
Green Bay	24	19	[W]
At Buffalo	19	43	[L]
Carolina	6	23	[L]

2014 Record: 1-3

	Steelers	Opp.	
At N.Y. Giants	16	20	[L]
Buffalo	19	16	[W]
At Philadelphia	21	31	[L]
Carolina	0	10	[L]

2013 Record: 0-4

	Steelers	Opp.	
N.Y. Giants	13	18	[L]
At Washington	13	24	[L]
Kansas City (OT)	20	26	[L]
At Carolina	10	25	[L]

2012 Record: 3-1

	Steelers	Opp.	
At Philadelphia	23	24	[L]
Indianapolis	26	24	[W]
At Buffalo	38	7	[W]
Carolina	17	16	[W]

2011 Record: 3-1

Steelers	Opp.	
At Washington	7	16 [L]
Philadelphia	24	14 [W]
Atlanta	34	16 [W]
At Carolina	33	17 [W]

2010 Record: 3-1

	Steelers	Opp.	
Detroit	23	7	[W]
At N.Y. Giants	24	17	[W]
At Denver	17	34	[L]
Carolina	19	3	[W]

2009 Record: 3-1

	Steelers	Opp.	
Arizona	20	10	[W]
At Washington	13	17	[L]
Buffalo	17	0	[W]
At Carolina	21	10	[W]

2008 Record: 3-1

	Steelers	Opp.	
Philadelphia	16	10	[W]
Buffalo (at Toronto)	21	24	[L]
At Minnesota	12	10	[W]
Carolina	19	16	[W]

2007 Record: 4-1

	Steelers	Opp.	
New Orleans (at Canton)	20	7	[W]
Green Bay	9	13	[L]
At Washington	12	10	[W]
Philadelphia	27	13	[W]
At Carolina	19	3	[W]

2006 Record: 0-4

	Steelers	Opp.	
At Arizona	13	21	[L]
Minnesota	10	17	[L]
At Philadelphia	7	16	[L]
Carolina	13	15	[L]

2005 Record: 3-1

	Steelers	Opp.	
Philadelphia	38	31	[W]
Miami	17	3	[W]
At Washington	10	17	[L]
At Carolina	21	17	[W]

2004 Record: 2-2

	Steelers	Opp.	
At Detroit	21	27	[L]
Houston	38	3	[W]
At Philadelphia	27	21	[W]
Carolina	13	16	[L]

2003 Record: 1-3

	Steelers	Opp.	
At Detroit	13	26	[L]
Philadelphia	16	21	[L]
Dallas	15	14	[W]
At Carolina	14	21	[L]

2002 Record: 2-2

	Steelers	Opp.	
N.Y. Jets	6	16	[L]
At Washington	34	35	[L]
At Detroit	34	22	[W]
Minnesota	17	14	[W]

2001 Record: 3-1

	Steelers	Opp.	
At Atlanta	17	16	[W]
At Minnesota	10	24	[L]
Detroit	20	7	[W]
Buffalo	20	0	[W]

2000 Record: 3-2

	Steelers	Opp.	
At Dallas	38	10	[W]
Miami	13	10	[W]
Carolina	13	0	[W]
Indianapolis (at Mexico City/23	24	17	[L]
At Washington	10	17	[L]

1999 Record: 1-3

	Steelers	Opp.	
Chicago	30	23	[W]
At Carolina	13	20	[L]
Washington	14	27	[L]
At Buffalo	14	16	[L]

1998 Record: 3-2

	Steelers	Opp.	
Tampa Bay (at Canton)	6	30	[L]
Buffalo	24	13	[W]
At Philadelphia	17	21	[L]
Atlanta (at Morgantown)	28	22	[W]
Carolina	38	24	[W]

1997 Record: 5-0

	Steelers	Opp.	
Chicago (at Dublin)	30	17	[W]
At Kansas City	28	14	[W]
Philadelphia	42	26	[W]
Detroit	28	20	[W]
At Carolina	27	19	[W]

1996 Record: 2-3

	Steelers	Opp.	
San Diego (at Tokyo)	10	20	[L]
St. Louis	16	10	[W]
At Green Bay	17	24	[L]
Tampa Bay	13	3	[W]
At Philadelphia	19	20	[L]

1995 Record: 1-3

	Steelers	Opp.	
At Buffalo	31	10	[W]
Green Bay	13	36	[L]
At Tampa Bay	7	20	[L]
Philadelphia	6	16	[L]

1994 Record: 1-3

	Steelers	Opp.	
At Miami	14	24	[L]
L.A. Raiders	29	17	[W]
Indianapolis	14	17	[L]
At Washington	21	22	[L]

1993 Record: 2-3

	Steelers	Opp.	
San Francisco (at Barcelona)	14	21	[L]
N.Y. Jets	17	13	[W]
At N.Y. Giants	23	17	[W]
Washington	3	10	[L]
Minnesota (at Minneapolis)	13	30	[L]

Steelers Preseason Results

1992 Record: 2-2

	Steelers	Opp.
Philadelphia	33	35 [L]
At New Orleans	0	26 [L]
At Chicago	28	17 [W]
N.Y. Giants	24	3 [W]

1991 Record: 2-2

	Steelers	Opp.
Washington	16	7 [W]
At Minnesota	24	34 [L]
At Philadelphia	20	21 [L]
At Detroit	16	3 [W]

1990 Record: 2-2

	Steelers	Opp.
New England (at Montreal)	30	14 [W]
At Washington	24	27 [L]
At Dallas	9	20 [L]
Philadelphia	20	10 [W]

1989 Record: 2-2

	Steelers	Opp.
Washington	14	21 [L]
At Cleveland	24	21 [W]
At Philadelphia	14	38 [L]
At N.Y. Giants	13	10 [W]

1988 Record: 3-1

	Steelers	Opp.
At Washington	44	31 [W]
Philadelphia	21	16 [W]
At N.Y. Giants	17	28 [L]
At New Orleans	31	28 [W]

1987 Record: 0-4

	Steelers	Opp.
At Washington	17	23 [L]
At Chicago	14	50 [L]
At New Orleans	28	31 [L]
N.Y. Giants	20	26 [L]

1986 Record: 1-3

	Steelers	Opp.
Chicago	13	23 [L]
At Washington (OT)	24	27 [L]
At Dallas	41	28 [W]
At N.Y. Giants	3	17 [L]

1985 Record: 1-3

	Steelers	Opp.
At Tampa Bay	42	27 [W]
Minnesota (at Minneapolis)	34	41 [L]
At St. Louis	6	14 [L]
N.Y. Giants	14	24 [L]

1984 Record: 3-1

	Steelers	Opp.
At Cleveland	31	14 [W]
Philadelphia	20	17 [W]
At Dallas	20	10 [W]
at N.Y. Giants	9	16 [L]

1983 Record: 4-1

	Steelers	Opp.
New Orleans (at Canton)	27	14 [W]
New England (at Knoxville)	27	16 [W]
N.Y. Giants	13	22 [L]
At Dallas	24	7 [W]
At Philadelphia	10	3 [W]

1982 Record: 4-0

	Steelers	Opp.
New England (at Knoxville)	24	20 [W]
At N.Y. Giants	13	10 [W]
Baltimore	37	15 [W]
Philadelphia	27	24 [W]

1981 Record: 2-2

	Steelers	Opp.
At Cleveland	35	31 [W]
At Philadelphia	20	36 [L]
At Dallas	14	24 [L]
N.Y. Giants	31	6 [W]

1980 Record: 3-1

	Steelers	Opp.
At N.Y. Giants	13	0 [W]
At Atlanta	17	14 [W]
N.Y. Jets	13	20 [L]
At Dallas	31	10 [W]

1979 Record: 3-1

	Steelers	Opp.
At Buffalo	15	7 [W]
N.Y. Giants	10	3 [W]
At N.Y. Jets	27	14 [W]
At Dallas	14	16 [L]

1978 Record: 2-2

	Steelers	Opp.
At Baltimore	22	10 [W]
Atlanta	13	7 [W]
At N.Y. Giants	6	13 [L]
At Dallas	13	16 [L]

1977 Record: 3-3

	Steelers	Opp.
Buffalo	28	24 [W]
At Kansas City	21	23 [L]
At N.Y. Jets	26	13 [W]
At New England	10	13 [L]
Philadelphia	21	13 [W]
At Dallas	0	30 [L]

1976 Record: 5-2

	Steelers	Opp.
All Stars (at Chicago)	24	0 [W]
At New Orleans	24	14 [W]
At Philadelphia	14	7 [W]
At Washington	27	7 [W]
N.Y. Giants	0	17 [L]
At Dallas	10	20 [L]
N.Y. Jets	41	6 [W]

1975 Record: 3-4

	Steelers	Opp.
All Stars (at Chicago)	21	14 [W]
Philadelphia	14	17 [L]
Oakland (at Berkley)	21	24 [L]
At Baltimore	31	10 [W]
N.Y. Giants (at Princeton)	7	24 [L]
New Orleans	24	13 [W]
At Dallas	16	17 [L]

1974 Record: 6-0

	Steelers	Opp.
At New Orleans	26	7 [W]
Chicago	50	21 [W]
At Philadelphia (ot)	33	30 [W]
N.Y. Giants	17	7 [W]
At Washington	21	19 [W]
At Dallas	41	15 [W]

1973 Record: 4-2

	Steelers	Opp.
Baltimore	34	7 [W]
Minnesota (at Bloomington)	6	10 [L]
Philadelphia	17	3 [W]
at N.Y. Giants	24	29 [L]
At Green Bay	30	22 [W]
Atlanta	19	0 [W]

1972 Record: 4-1-1

	Steelers	Opp.
N.Y. Giants	28	10 [W]
N.Y. Jets (at Seattle)	22	3 [W]
At Atlanta	31	17 [W]
Baltimore (at Tampa)	13	16 [L]
New Orleans (at Memphis)	56	7 [W]
Washington	10	10 (T)

1971 Record: 3-2

	Steelers	Opp.
At Green Bay	16	13 [W]
At Cincinnati	13	20 [L]
Minnesota	21	26 [L]
N.Y. Jets (at Cleveland)	35	21 [W]
At N.Y. Giants	20	3 [W]

1970 Record: 4-1

	Steelers	Opp.
Miami (at Jacksonville)	10	16 [L]
Minnesota (at Bloomington)	20	13 [W]
N.Y. Giants	21	6 [W]
Boston (at Shreveport)	31	3 [W]
At Oakland	20	6 [W]

1969 Record: 2-3

	Steelers	Opp.
St. Louis (at Norfolk)	12	27 [L]
New Orleans (at Baton Rouge)	34	24 [W]
Cincinnati	13	23 [L]
At Green Bay	19	31 [L]
N.Y. Giants (at Montreal)	17	13 [W]

1968 Record: 1-4

	Steelers	Opp.
At St. Louis	7	24 [L]
At San Diego	36	33 [W]
Cincinnati (at Morgantown)	3	19 [L]
Green Bay (at Milwaukee)	17	21 [L]
Washington (at Norfolk)	17	24 [L]

1967 Record: 2-3

	Steelers	Opp.
At Green Bay	20	31 [L]
New Orleans (at Baton Rouge)	17	20 [L]
St. Louis (at Nashville)	24	13 [W]
At San Diego	16	7 [W]
Washington (at Norfolk)	10	16 [L]

1966 Record: 1-4

	Steelers	Opp.
N.Y. Giants (at Ithaca)	14	16 [L]
Minnesota (at Portland)	6	35 [L]
San Francisco (at Portland)	34	17 [W]
At Green Bay	6	17 [L]
Cleveland (at Birmingham)	10	14 [L]

1965 Record: 0-5

	Steelers	Opp.
Minnesota (at Atlanta)	21	31 [L]
N.Y. Giants (at New Haven)	7	16 [L]
Baltimore (at Atlanta)	10	38 [L]
San Francisco (at Providence)	9	23 [L]
Cleveland (at Akron)	16	28 [L]

Steelers vs. NFL Opponents (All-Time Record: 667-577-21)



ARIZONA CARDINALS

STEELERS WON 36, LOST 23, TIED 3 (Home: 22-8-1, Road: 13-15-2, Neutral: 1-0)

STEELERS				CARDINALS				STEELERS				CARDINALS			
1933 h	14	13	[W]	1955	13	27	[L]	1965 h	7	20	[L]				
1935 h	17	13	[W]	1956 h	14	7	[W]	1965	17	21	[L]				
1936	6	14	[L]	1956	27	38	[L]	1967 h	14	28	[L]				
1937 h	7	13	[L]	1957 h	29	20	[W]	1967	14	14	[T]				
1939 h	0	10	[L]	1957	27	2	[W]	1968	28	28	[T]				
1940 h	7	7	[T]	1958	27	20	[W]	1968 h	10	20	[L]				
1942 h	19	3	[W]	1958 h	38	21	[W]	1969 h	14	27	[L]				
1943 h	34	13	[W]	1959	24	45	[L]	1969	10	47	[L]				
1945 h	23	0	[W]	1959 h	35	20	[W]	1972	25	19	[W]				
1946 h	14	7	[W]	1960 h	27	14	[W]	1979	24	21	[W]				
1948 h	7	24	[L]	1960	7	38	[L]	1985 h	23	10	[W]				
1950	28	17	[W]	1961 h	30	27	[W]	1988	14	31	[L]				
1950 h	28	7	[W]	1961	0	20	[L]	1994	17	20	ot[L]				
1951	28	14	[W]	1962	26	17	[W]	1997	26	20	ot[W]				
1952	34	28	[W]	1962 h	19	7	[W]	2003 h	28	15	[W]				
1952 h	17	14	[W]	1963 h	23	10	[W]	2007	14	21	[L]				
1953 h	31	28	[W]	1963	23	24	[L]	2008 ●	27	23	[W]				
1953	21	17	[W]	1964	30	34	[L]	2011	32	20	[W]				
1954	14	17	[L]	1964 h	20	21	[L]	2015 h	25	13	[W]				
1954 h	20	17	[W]	1966 h	30	9	[W]	2019	23	17	[W]				
1955 h	14	7	[W]	1966	3	6	[L]								

Franchise moved from Chicago to St. Louis after 1959 season. Franchise moved from St. Louis to Phoenix after 1987 season.



ATLANTA FALCONS

STEELERS WON 14, LOST 2, TIED 1 (Home: 7-0-1, Road: 7-2)

STEELERS				FALCONS				STEELERS				FALCONS			
1966	57	33	[W]	1984 h	35	10	[W]	2002 h	34	34	ot[T]				
1968	41	21	[W]	1987	28	12	[W]	2006	38	41	ot[L]				
1970	16	27	[L]	1990 h	21	9	[W]	2010 h	15	9	ot[W]				
1974 h	24	17	[W]	1993	45	17	[W]	2014	27	20	[W]				
1978 h	31	7	[W]	1996	20	17	[W]	2018 h	41	17	[W]				
1981	34	20	[W]	1999 h	13	9	[W]								



BALTIMORE RAVENS

STEELERS WON 30, LOST 24 (Home: 18-11, Road: 12-13)

STEELERS				RAVENS				STEELERS				RAVENS				STEELERS				RAVENS			
1996 h	31	17	[W]	2004 h	20	7	[W]	2012	23	20	[W]	2013 h	19	16	[W]	2013	20	22	[L]	2014	6	26	[L]
1996	17	31	[L]	2005 h	20	19	[W]	2013 h	19	16	[W]	2013	20	22	[L]	2014	6	26	[L]	2014 h	43	23	[W]
1997	42	34	[W]	2005	13	16	ot[L]	2013	20	22	[L]	2014	6	26	[L]	2014 h	43	23	[W]	2014 h	17	30	[L]
1997 h	37	0	[W]	2006	0	27	[L]	2014	6	26	[L]	2014 h	43	23	[W]	2014 h	17	30	[L]	2015 h	20	23	ot[L]
1998	20	13	[W]	2006 h	7	31	[L]	2014 h	43	23	[W]	2014 h	17	30	[L]	2015 h	20	23	ot[L]	2015	17	20	[L]
1998 h	16	6	[W]	2007 h	38	7	[W]	2014 h	17	30	[L]	2015 h	20	23	ot[L]	2015	17	20	[L]	2016	14	21	[L]
1999	23	20	[W]	2007	21	27	[L]	2015 h	20	23	ot[L]	2016	14	21	[L]	2016	14	21	[L]	2016 h	31	27	[W]
1999 h	24	31	[L]	2008 h	23	20	ot[W]	2016	14	21	[L]	2016 h	31	27	[W]	2016 h	31	27	[W]	2017	26	9	[W]
2000 h	0	16	[L]	2008	13	9	[W]	2017	26	9	[W]	2017 h	39	38	[W]	2017	26	9	[W]	2017 h	39	38	[W]
2000	9	6	[W]	2008 h	23	14	[W]	2017 h	39	38	[W]	2018 h	14	26	[L]	2018 h	14	26	[L]	2018 h	14	26	[L]
2001 h	10	13	[L]	2009	17	20	ot[L]	2018 h	14	26	[L]	2018 h	14	26	[L]	2018 h	14	26	[L]	2018 h	14	26	[L]
2001	26	21	[W]	2009 h	23	20	[W]	2019	10	28	[L]	2019	10	28	[L]	2019	10	28	[L]	2019	10	28	[L]
2001 h	27	10	[W]	2010 h	14	17	[L]	2019	10	28	[L]	2020	28	24	[W]	2020	28	24	[W]	2020	28	24	[W]
2002	31	18	[W]	2010	13	10	[W]	2020	28	24	[W]	2020 h	19	14	[W]	2020 h	19	14	[W]	2020 h	19	14	[W]
2002 h	34	31	[W]	2010 h	31	24	[W]	2020 h	19	14	[W]	2020 h	19	14	[W]	2020 h	19	14	[W]	2020 h	19	14	[W]
2003 h	34	15	[W]	2011	7	35	[L]	2020 h	19	14	[W]	2020 h	19	14	[W]	2020 h	19	14	[W]	2020 h	19	14	[W]
2003	10	13	ot[L]	2011 h	20	23	[L]	2020 h	19	14	[W]	2020 h	19	14	[W]	2020 h	19	14	[W]	2020 h	19	14	[W]
2004	13	30	[L]	2012 h	10	13	[L]	2020 h	19	14	[W]	2020 h	19	14	[W]	2020 h	19	14	[W]	2020 h	19	14	[W]

● Playoff Game ● AFC Championship Game ● Super Bowl

Steelers vs. NFL Opponents (All-Time Record: 679-582-21)



BUFFALO BILLS

STEELERS WON 16, LOST 11 (Home: 10-3, Road: 6-8)

STEELERS	BILLS	STEELERS	BILLS	STEELERS	BILLS
1970 h 23	10 [W]	1986 12	16 [L]	1999 21	24 [L]
1972 38	21 [W]	1988 28	36 [L]	2001 20	3 [W]
1974 h 32	14 [W]	1991 34	52 [L]	2004 29	24 [W]
1975 h 21	30 [L]	1992 20	28 [L]	2007 h 26	3 [W]
1978 28	17 [W]	1992 h 3	24 [L]	2010 19	16 ot[W]
1979 h 28	0 [W]	1993 h 23	0 [W]	2013 h 23	10 [W]
1980 13	28 [L]	1994 h 23	10 [W]	2016 27	20 [W]
1982 0	13 [L]	1995 h 40	21 [W]	2019 h 10	17 [L]
1985 h 30	24 [W]	1996 h 24	6 [W]	2020 15	26 [L]



CAROLINA PANTHERS

STEELERS WON 6, LOST 4 (Home: 3-0, Road: 2-1)

STEELERS	PANTHERS	STEELERS	PANTHERS	STEELERS	PANTHERS
1996 14	18 [L]	2006 37	3 [W]	2018 h 52	21 [W]
1999 h 30	20 [W]	2010 h 27	3 [W]		
2002 h 30	14 [W]	2014 37	19 [W]		



CHICAGO BEARS

STEELERS WON 7, LOST 22, TIED 1 (Home: 6-9-1, Road: 1-12)

STEELERS	BEARS	STEELERS	BEARS	STEELERS	BEARS
1934 h 0	28 [L]	1945 7	28 [L]	1980 h 38	3 [W]
1935 h 7	23 [L]	1947 7	49 [L]	1986 10	13 ot[L]
1936 h 9	27 [L]	1949 21	30 [L]	1989 h 0	20 [L]
1936 7	26 [L]	1958 h 24	10 [W]	1992 6	30 [L]
1937 h 0	7 [L]	1959 21	27 [L]	1995 37	34 ot[W]
1939 h 0	32 [L]	1963 h 17	17 [T]	1998 h 17	12 [W]
1941 7	34 [L]	1967 h 41	13 [W]	2005 h 21	9 [W]
1943 21	48 [L]	1969 7	38 [L]	2009 14	17 [L]
1944 7	34 [L]	1971 15	17 [L]	2013 h 23	40 [L]
1944 h 7	49 [L]	1975 h 34	3 [W]	2017 17	23 ot[L]



CINCINNATI BENGALS

STEELERS WON 67, LOST 36 (Home: 35-16, Road: 32-20)

STEELERS	BENGALS	STEELERS	BENGALS	STEELERS	BENGALS
1970 h 21	10 [W]	1981 7	34 [L]	1992 21	9 [W]
1970 7	34 [L]	1981 h 10	17 [L]	1993 h 34	7 [W]
1971 h 21	10 [W]	1982 h 26	20 ot[W]	1993 24	16 [W]
1971 21	13 [W]	1983 24	14 [W]	1994 h 14	10 [W]
1972 10	15 [L]	1983 h 10	23 [L]	1994 38	15 [W]
1972 h 40	17 [W]	1984 h 38	17 [W]	1995 h 9	27 [L]
1973 7	19 [L]	1984 20	22 [L]	1995 49	31 [W]
1973 h 20	13 [W]	1985 h 24	37 [L]	1996 h 20	10 [W]
1974 10	17 [L]	1985 21	26 [L]	1996 24	34 [L]
1974 h 27	3 [W]	1986 22	24 [L]	1997 26	10 [W]
1975 30	24 [W]	1986 h 30	9 [W]	1997 h 20	3 [W]
1975 h 35	14 [W]	1987 h 23	20 [W]	1998 20	25 [L]
1976 h 23	6 [W]	1987 30	16 [W]	1998 h 24	25 [L]
1976 7	3 [W]	1988 h 12	17 [L]	1999 17	3 [W]
1977 h 20	14 [W]	1988 7	42 [L]	1999 h 20	27 [L]
1977 10	17 [L]	1989 10	41 [L]	2000 h 15	0 [W]
1978 28	3 [W]	1989 h 16	26 [L]	2000 48	28 [W]
1978 h 7	6 [W]	1990 3	27 [L]	2001 h 16	7 [W]
1979 10	34 [L]	1990 h 12	16 [L]	2001 23	26 ot[L]
1979 h 37	17 [W]	1991 33	27 ot[W]	2002 34	7 [W]
1980 28	30 [L]	1991 h 17	10 [W]	2002 h 29	21 [W]
1980 h 16	17 [L]	1992 h 20	0 [W]	2003 17	10 [W]

Steelers vs. NFL Opponents (All-Time Record: 679-582-21)



CINCINNATI BENGALS (CONTINUED)

STEELERS WON 67, LOST 36 (Home: 35-16, Road: 32-20)

STEELERS		BENGALS		STEELERS		BENGALS		STEELERS		BENGALS	
2003 h	20	24	[L]	2009h	12	18	[L]	2015	18	16	[W]
2004 h	28	17	[W]	2010	27	21	[W]	2016h	24	16	[W]
2004	19	14	[W]	2010 h	23	7	[W]	2016	24	20	[W]
2005	27	13	[W]	2011	24	17	[W]	2017h	29	14	[W]
2005 h	31	38	[L]	2011 h	35	7	[W]	2017	23	20	[W]
2005	31	17	[W]	2012	24	17	[W]	2018	28	21	[W]
2006 h	20	28	[L]	2012 h	10	13	[L]	2018 h	16	13	[W]
2006	23	17	ot[W]	2013	10	20	[L]	2019 h	27	3	[W]
2007	24	13	[W]	2013 h	30	20	[W]	2019	16	10	[W]
2007 h	24	10	[W]	2014	42	21	[W]	2020 h	36	10	[W]
2008	38	10	[W]	2014 h	30	20	[W]	2020	17	27	[L]
2008 h	27	10	[W]	2015 h	10	16	[L]				
2009	20	23	[L]	2015	33	20	[W]				



CLEVELAND BROWNS

STEELERS WON 77, LOST 61, TIED 1 (Home: 49-22, Road: 28-39-1)

STEELERS				BROWNS				STEELERS				BROWNS				STEELERS				BROWNS			
1950 h	17	30	[L]	1965	19	24	[L]	1980	26	27	[L]	1995	17	30	[L]	2010 h	17	30	[L]	2015	7	45	[L]
1950	7	45	[L]	1965 h	21	42	[L]	1980 h	16	13	[W]	1995 h	21	20	[W]	2010	7	45	[L]	2015 h	0	17	[L]
1951	0	17	[L]	1966	10	41	[L]	1981 h	13	7	[W]	1996	10	41	[L]	2011	0	28	[L]	2016	28	29	[L]
1951 h	0	28	[L]	1966 h	16	6	[W]	1981	32	10	[W]	1996 h	16	6	[W]	2011 h	0	28	[L]	2016 h	20	21	[L]
1952 h	20	21	[L]	1967	10	21	[L]	1982	9	10	[L]	1997	10	21	[L]	2012	20	21	[L]	1952	28	29	[L]
1952	28	29	[L]	1967 h	14	34	[L]	1982 h	37	21	[W]	1997 h	14	34	[L]	1953	16	34	[L]	1953 h	16	20	[L]
1953	16	34	[L]	1968	24	31	[L]	1983 h	44	17	[W]	1998	24	31	[L]	1954 h	55	27	[W]	1954	7	42	[L]
1953 h	16	20	[L]	1968 h	24	45	[L]	1983	17	30	[L]	1998 h	24	45	[L]	1954	7	42	[L]	1955	14	41	[L]
1954 h	55	27	[W]	1969	31	42	[L]	1984	10	20	[L]	1999	31	42	[L]	1955 h	7	30	[L]	1955	14	41	[L]
1954	7	42	[L]	1969 h	3	24	[L]	1984 h	23	20	[W]	2000	3	24	[L]	1956 h	10	14	[L]	1956	24	16	[W]
1955	14	41	[L]	1970	7	15	[L]	1985	7	17	[L]	2000 h	3	15	[L]	1956	24	16	[W]	1957 h	12	23	[L]
1955 h	7	30	[L]	1970 h	28	9	[W]	1985 h	10	9	[W]	2001	7	30	[L]	1957	0	24	[L]	1957	0	24	[L]
1956 h	10	14	[L]	1971	17	27	[L]	1986 h	24	27	[L]	2001 h	10	14	[L]	1958 h	12	45	[L]	1958	10	27	[L]
1956	24	16	[W]	1971 h	26	9	[W]	1986	31	37	ot[L]	2002	10	27	[L]	1958	10	27	[L]	1959 h	17	7	[W]
1957 h	12	23	[L]	1972	24	26	[L]	1987	10	34	[L]	2002 h	12	23	[L]	1959	17	7	[W]	1959	21	20	[W]
1957	0	24	[L]	1972 h	30	0	[W]	1987 h	13	19	[L]	2003	12	23	[L]	1959	21	20	[W]	1960	20	28	[L]
1958 h	12	45	[L]	1973 h	33	6	[W]	1988 h	9	23	[L]	2003 h	12	45	[L]	1960	20	28	[L]	1960 h	14	10	[W]
1958	10	27	[L]	1973	16	21	[L]	1988	7	27	[L]	2004	9	23	[L]	1960	14	10	[W]	1961 h	28	30	[L]
1959 h	17	7	[W]	1974 h	20	16	[W]	1989 h	0	51	[L]	2004 h	9	23	[L]	1961	28	30	[L]	1961	17	13	[W]
1959	21	20	[W]	1974	26	16	[W]	1989	17	7	[W]	2005	0	51	[L]	1961	17	13	[W]	1962 h	14	41	[L]
1960	20	28	[L]	1975	42	6	[W]	1990	3	13	[L]	2005 h	0	51	[L]	1962	14	41	[L]	1962	14	35	[L]
1960 h	14	10	[W]	1975 h	31	17	[W]	1990 h	35	0	[W]	2006	3	13	[L]	1962	14	35	[L]	1963	23	35	[L]
1961 h	28	30	[L]	1976 h	31	14	[W]	1991	14	17	[L]	2006 h	3	13	[L]	1963	23	35	[L]	1963 h	9	7	[W]
1961	17	13	[W]	1976	16	18	[L]	1991 h	17	10	[W]	2007	14	17	[L]	1963	9	7	[W]	1964	23	7	[W]
1962 h	14	41	[L]	1977	28	14	[W]	1992	9	17	[L]	2007 h	14	17	[L]	1964	23	7	[W]	1964 h	17	30	[L]
1962	14	35	[L]	1977 h	35	31	[W]	1992 h	23	13	[W]	2008	9	17	[L]	1964	23	7	[W]				
1963	23	35	[L]	1978 h	15	9	ot[W]	1993	23	28	[L]	2008 h	9	17	[L]								
1963 h	9	7	[W]	1978	34	14	[W]	1993 h	16	9	[W]	2009	23	28	[L]								
1964	23	7	[W]	1979	51	35	[W]	1994	17	10	[W]	2009 h	16	9	[W]								
1964 h	17	30	[L]	1979 h	33	30	ot[W]	1994 h	17	7	[W]	2010	17	30	[L]								

• Playoff Game

Steelers vs. NFL Opponents (All-Time Record: 679-582-21)



CLEVELAND BROWNS (CONTINUED)

STEELERS WON 77, LOST 61, TIED 1 (Home: 49-22, Road: 28-39-1)

STEELERS	BROWNS	STEELERS	BROWNS	STEELERS	BROWNS
1994 h ● 29	9 [W]	2005 41	0 [W]	2014 h 30	27 [W]
1995 h 20	3 [W]	2006 24	20 [W]	2014 10	31 [L]
1995 20	17 [W]	2006 h 27	7 [W]	2015 h 30	9 [W]
1999 43	0 [W]	2007 34	7 [W]	2015 28	12 [W]
1999 h 15	16 [L]	2007 h 31	28 [W]	2016 24	9 [W]
2000 20	23 [L]	2008 10	6 [W]	2016 h 27	24 ot[W]
2000 h 22	0 [W]	2008 h 31	0 [W]	2017 21	18 [W]
2001 15	12 ot[W]	2009 h 27	14 [W]	2017 h 28	24 [W]
2001 h 28	7 [W]	2009 6	13 [L]	2018 21	21 ot[T]
2002 h 16	13 ot[W]	2010 h 28	10 [W]	2018 h 33	18 [W]
2002 23	20 [W]	2010 41	9 [W]	2019 7	21 [L]
2002 h ● 36	33 [W]	2011 h 14	3 [W]	2019 h 20	13 [W]
2003 h 13	33 [L]	2011 13	9 [W]	2020 h 38	7 [W]
2003 13	6 [W]	2012 14	20 [L]	2020 22	24 [L]
2004 h 34	23 [W]	2012 h 24	10 [W]	2020 h ● 37	48 [L]
2004 24	10 [W]	2013 27	11 [W]		
2005 h 34	21 [W]	2013 h 20	7 [W]		



DALLAS COWBOYS

STEELERS WON 16, LOST 17 (Home: 8-7, Road: 6-9, Neutral: 2-1)

STEELERS	COWBOYS	STEELERS	COWBOYS	STEELERS	COWBOYS
1960 35	28 [W]	1966 21	52 [L]	1985 13	27 [L]
1961 24	27 [L]	1966 h 7	20 [L]	1988 h 24	21 [W]
1961 h 37	7 [W]	1967 h 21	24 [L]	1991 10	20 [L]
1962 30	28 [W]	1968 7	28 [L]	1994 h 9	26 [L]
1962 h 27	42 [L]	1969 h 7	10 [L]	1995 ● 17	27 [L]
1963 h 27	21 [W]	1972 13	17 [L]	1997 h 7	37 [L]
1963 24	19 [W]	1975 ● 21	17 [W]	2004 24	20 [W]
1964 h 23	17 [W]	1977 h 28	13 [W]	2008 h 20	13 [W]
1964 14	17 [L]	1978 ● 35	31 [W]	2012 24	27 ot[L]
1965 h 22	13 [W]	1979 h 14	3 [W]	2016 h 30	35 [L]
1965 17	24 [L]	1982 36	28 [W]	2020 24	19 [W]



DENVER BRONCOS

STEELERS WON 12, LOST 20, TIED 1 (Home: 7-7, Road: 5-13-1)

STEELERS	BRONCOS	STEELERS	BRONCOS	STEELERS	BRONCOS
1970 13	16 [L]	1984 ● 24	17 [W]	2003 14	17 [L]
1971 h 10	22 [L]	1985 h 23	31 [L]	2005 ● 34	17 [W]
1973 h 13	23 [L]	1986 h 10	21 [L]	2006h 20	31 [L]
1974 35	35 ot[T]	1988 h 39	21 [W]	2007 28	31 [L]
1975 h 20	9 [W]	1989 7	34 [L]	2009 28	10 [W]
1977 7	21 [L]	1989 ● 23	24 [L]	2011 ● 23	29 ot[L]
1977 ● 21	34 [L]	1990 34	17 [W]	2012 19	31 [L]
1978 21	17 [W]	1991 13	20 [L]	2015 h 34	27 [W]
1978 h ● 33	10 [W]	1993 13	37 [L]	2015 ● 16	23 [L]
1979 h 42	7 [W]	1997 h 35	24 [W]	2018 24	17 [L]
1983 h 10	14 [L]	1997 h ● 21	24 [L]	2020 26	21 [W]

● Playoff Game ● AFC Championship Game ● Super Bowl ● Playoff Bowl

Steelers vs. NFL Opponents (All-Time Record: 679-582-21)



DETROIT LIONS

STEELERS WON 18, LOST 17, TIED 1 (Home: 12-3-1, Road: 6-13, Neutral: 0-1)

STEELERS		LIONS		STEELERS		LIONS		STEELERS		LIONS	
1934	7	40	[L]	1949 h	14	7	[W]	1973 h	24	10	[W]
1936	3	28	[L]	1950	7	10	[L]	1983	3	45	[L]
1937	3	7	[L]	1952 h	6	31	[L]	1986 h	27	17	[W]
1938	7	16	[L]	1953	21	38	[L]	1989	23	3	[W]
1940	10	7	[W]	1955 h	28	31	[L]	1992 h	17	14	[W]
1942	35	7	[W]	1956	7	45	[L]	1995 h	23	20	[W]
1943 h	35	34	[W]	1959 h	10	10	[T]	1998	16	19	ot[L]
1944 h	6	27	[L]	1962	7	45	[L]	2001 h	47	14	[W]
1944	7	21	[L]	1962 ●	10	17	[L]	2005 h	35	21	[W]
1946	7	17	[L]	1966 h	17	3	[W]	2009	28	20	[W]
1947 h	17	10	[W]	1967	24	14	[W]	2013 h	37	27	[W]
1948	14	17	[L]	1969 h	16	13	[W]	2017	20	15	[W]



GREEN BAY PACKERS

STEELERS WON 16, LOST 22 (Home: 8-9, Road: 8-12, Neutral: 0-1)

STEELERS				PACKERS				STEELERS				PACKERS			
1933	0	47	[L]	1948 h	38	7	[W]	1975	16	13	[W]				
1935	0	27	[L]	1949	30	7	[W]	1980 h	22	20	[W]				
1935 h	14	34	[L]	1951	33	35	[L]	1983	25	21	[W]				
1936	10	42	[L]	1951 h	28	7	[W]	1986 h	27	3	[W]				
1938	0	20	[L]	1953 h	31	14	[W]	1992	3	17	[L]				
1940	3	24	[L]	1954	21	20	[W]	1995	19	24	[L]				
1941 h	7	54	[L]	1957 h	10	27	[L]	1998 h	27	20	[W]				
1942	21	24	[L]	1960 h	13	19	[L]	2005	20	10	[W]				
1943 h	28	38	[L]	1963	14	33	[L]	2009 h	37	36	[W]				
1944	7	34	[L]	1965 h	9	41	[L]	2010 ●	25	31	[L]				
1944 h	20	35	[L]	1967	24	17	[W]	2013	38	31	[W]				
1946	7	17	[L]	1969 h	34	38	[L]	2017h	31	28	[W]				
1947	18	17	[W]	1970 h	12	20	[L]								



HOUSTON TEXANS

STEELERS WON 5, LOST 2 (Home: 3-1, Road: 2-1)

STEELERS				TEXANS				STEELERS				TEXANS				STEELERS				TEXANS			
2002 h	6	24	[L]	2011	10	17	[L]	2020 h	28	21	[W]												
2005	27	7	[W]	2014 h	30	23	[W]																
2008 h	38	17	[W]	2017	34	6	[W]																



INDIANAPOLIS COLTS

STEELERS WON 26, LOST 6 (Home: 17-2, Road: 9-4)

STEELERS		COLTS		STEELERS		COLTS		STEELERS		COLTS	
1950 h	17	7	[W]	1983	24	13	[W]	2005	7	26	[L]
1957	19	13	[W]	1984	16	17	[L]	2005 ●	21	18	[W]
1968 h	7	41	[L]	1985 h	45	3	[W]	2008 h	20	24	[L]
1971	21	34	[L]	1987 h	21	7	[W]	2011	23	20	[W]
1974 h	30	0	[W]	1991	21	3	[W]	2014 h	51	34	[W]
1975 h ●	28	10	[W]	1992 h	30	14	[W]	2015 h	45	10	[W]
1976 ●	40	14	[W]	1994 h	31	21	[W]	2016	28	7	[W]
1977	21	31	[L]	1995 h ●	20	16	[W]	2017	20	17	[W]
1978 h	35	13	[W]	1996 h ●	42	14	[W]	2019 h	26	24	[W]
1979 h	17	13	[W]	1997 h	24	22	[W]	2020 h	28	24	[W]
1980	20	17	[W]	2002 h	28	10	[W]				

Franchise moved from Baltimore to Indianapolis after 1983 season.

● Playoff Game ● AFC Championship Game ● Super Bowl

Steelers vs. NFL Opponents (All-Time Record: 679-582-21)



JACKSONVILLE JAGUARS

STEELERS WON 13, LOST 14 (Home: 6-7, Road: 7-7)

STEELERS				JAGUARS				STEELERS				JAGUARS			
1995	16	20	[L]	1999	6	20	[L]	2007 h	22	29	[L]	2017 h	9	30	[L]
1995 h	24	7	[W]	2000	23	13	[W]	2007 h	29	31	[L]	2017 h	42	45	[L]
1996	9	24	[L]	2000 h	24	34	[L]	2008	26	21	[W]	2018	20	16	[W]
1996 h	28	3	[W]	2001	3	21	[L]	2011 h	17	13	[W]	2020	27	3	[W]
1997	21	30	[L]	2001 h	20	7	[W]	2014	17	9	[W]				
1997 h	23	17	ot[W]	2002	25	23	[W]	2017h	9	30	[L]				
1998 h	30	15	[W]	2004	17	16	[W]	2017h	42	45	[L]				
1998	3	21	[L]	2005 h	17	23	ot[L]	2018	20	16	[W]				
1999 h	3	17	[L]	2006	0	9	[L]	2020	27	3	[W]				



KANSAS CITY CHIEFS

STEELERS WON 23, LOST 12 (Home: 11-5, Road: 12-7)

STEELERS				CHIEFS				STEELERS				CHIEFS				STEELERS				CHIEFS																																																																																																																																																																																																																																																																																																																																																																																																																																																																																																																																																																																																																																																																																																																																																																																																																																																																																																																																																																																																																																																																																																																																																																																																																																																																																																																															
1970 h	14	31	[L]	1985	36	28	[W]	2003	20	41	[L]	1971	16	38	[L]	1986 h	19	24	[L]	2006 h	45	7	[W]	1972 h	16	7	[W]	1987	17	16	[W]	2009	24	27	ot[L]	1974	34	24	[W]	1988 h	16	10	[W]	2011	13	9	[W]	1975 h	28	3	[W]	1989 h	23	17	[W]	2012 h	16	13	ot[W]	1976	45	0	[W]	1992	27	3	[W]	2014 h	20	12	[W]	1978 h	27	24	[W]	1993	24	27	ot[L]	2015	13	23	[L]	1979	30	3	[W]	1996	17	7	[W]	2016 h	43	14	[W]	1980 h	21	16	[W]	1997	10	13	[L]	2016	18	16	[W]	1981 h	33	37	[L]	1998	20	13	[W]	2017	19	3	[W]	1982 h	35	14	[W]	1999	19	35	[L]	2018	42	37	[L]	1984 h	27	37	[L]	2001	20	17	[W]																																																																																																																																																																																																																																																																																																																																																																																																																																																																																																																																																																																																																																																																																																																																																																																																																																																																																																																																																																																																																																																																																																																																																																																																								



LAS VEGAS RAIDERS

STEELERS WON 13, LOST 16 (Home: 8-5, Road: 5-11)

STEELERS		RAIDERS		STEELERS		RAIDERS		STEELERS		RAIDERS	
1970	14	31	[L]	1977 h	7	16	[L]	2003 h	27	7	[W]
1972 h	34	28	[W]	1980 h	34	45	[L]	2004 h	24	21	[W]
1972 h	13	7	[W]	1981	27	30	[L]	2006	13	20	[L]
1973	17	9	[W]	1983	10	38	[L]	2009 h	24	27	[L]
1973	14	33	[L]	1984	13	7	[W]	2010 h	35	3	[W]
1974 h	0	17	[L]	1990	3	20	[L]	2012	31	34	[L]
1974	24	13	[W]	1994	21	3	[W]	2013	18	21	[L]
1975 h	16	10	[W]	1995	29	10	[W]	2015 h	38	35	[W]
1976	28	31	[L]	2000 h	21	20	[W]	2018	21	24	[L]
1976	7	24	[L]	2002 h	17	30	[L]				

Franchise moved from Oakland to Los Angeles after 1981 season, and moved back to Oakland after 1994 season.

Franchise moved from Oakland to Las Vegas after the 2019 season.

Steelers vs. NFL Opponents (All-Time Record: 679-582-21)



LOS ANGELES RAMS

STEELERS WON 10, LOST 17, TIED 2 (Home: 7-6-1, Road: 2-11-1, Neutral: 1-0)

STEELERS				RAMS				STEELERS				RAMS			
1938	7	13	[L]	1956 h	30	13	[W]	1987	21	31	[L]	1990 h	41	10	[W]
1939	14	14	[T]	1961	14	24	[L]	1993	0	27	[L]	1996 h	42	6	[W]
1941	14	17	[L]	1964 h	14	26	[L]	2003 h	21	33	[L]	2007	41	24	[W]
1944 h	28	30	[L]	1968	10	45	[L]	2011 h	27	0	[W]	2015	12	6	[W]
1944 h	6	33	[L]	1971 h	14	23	[L]	2019 h	17	12	[W]				
1947 h	7	48	[L]	1975	3	10	[L]								
1948	14	31	[L]	1978	7	10	[L]								
1949 h	7	7	[T]	1979	31	19	[W]								
1952	14	28	[L]	1981 h	24	0	[W]								
1955	26	27	[L]	1984 h	24	14	[W]								

Franchise moved from Cleveland to Los Angeles after 1945 season. Franchise moved to St. Louis after 1994 season. Franchise moved to Los Angeles after 2015 season.

● Playoff Game ● AFC Championship Game ● Super Bowl



LOS ANGELES CHARGERS

STEELERS WON 24, LOST 10 (Home: 15-4, Road: 9-6)

STEELERS				CHARGERS				STEELERS				CHARGERS			
1971 h	21	17	[W]	1987	20	16	[W]	2003 h	40	24	[W]				
1972	24	2	[W]	1988	14	20	[L]	2005	24	22	[W]				
1973 h	38	21	[W]	1989 h	20	17	[W]	2006	13	23	[L]				
1975	37	0	[W]	1990 h	36	14	[W]	2008 h	11	10	[W]				
1976 h	23	0	[W]	1991 h	26	20	[W]	2008 h	35	24	[W]				
1977	10	9	[W]	1992	23	6	[W]	2009 h	38	28	[W]				
1979	7	35	[L]	1993 h	16	3	[W]	2012 h	24	34	[L]				
1980	17	26	[L]	1994	34	37	[L]	2015	24	20	[W]				
1982 h	28	31	[L]	1994 h	13	17	[L]	2018 h	30	33	[L]				
1983 h	26	3	[W]	1995 h	31	16	[W]	2019	24	17	[W]				
1984 h	52	24	[W]	1996 h	16	3	[W]								
1985	44	54	[L]	2000	34	21	[W]								

Franchise moved from Los Angeles to San Diego after 1960 season. Franchise moved from San Diego to Los Angeles after 2016 season.



MIAMI DOLPHINS

STEELERS WON 15, LOST 13 (Home: 9-4, Road: 6-9)

STEELERS				DOLPHINS				STEELERS				DOLPHINS			
1971	21	24	[L]	1987	24	35	[L]	2006 h	28	17	[W]				
1972 h	17	21	[L]	1988 h	40	24	[W]	2007 h	3	0	[W]				
1973	26	30	[L]	1989	34	14	[W]	2009	30	24	[W]				
1976 h	14	3	[W]	1990 h	6	28	[L]	2010	23	22	[W]				
1979 h	34	14	[W]	1993	21	20	[W]	2013 h	28	34	[L]				
1980 h	23	10	[W]	1994 h	16	13	ot[W]	2016	15	30	[L]				
1981	10	30	[L]	1995	10	23	[L]	2016 h	30	12	[W]				
1984 h	7	31	[L]	1996	24	17	[W]	2019 h	27	14	[W]				
1984	28	45	[L]	1998	0	21	[L]								
1985	20	24	[L]	2004	13	3	[W]								



MINNESOTA VIKINGS

STEELERS WON 9, LOST 9 (Home: 6-4, Road: 2-4, Neutral: 1-1)

STEELERS				VIKINGS				STEELERS				VIKINGS			
1962 h	39	31	[W]	1980	23	17	[W]	2005	18	3	[W]				
1964	10	30	[L]	1983 h	14	17	[L]	2009 h	27	17	[W]				
1967 h	27	41	[L]	1986	7	31	[L]	2013	27	34	[L]				
1969	14	52	[L]	1989 h	27	14	[W]	2017h	26	9	[W]				
1972 h	23	10	[W]	1992 h	3	6	[L]	2017h	24	27	[L]				
1974	16	6	[W]	1995 h	24	44	[L]								
1976	6	17	[L]	2001 h	21	16	[W]								

Steelers vs. NFL Opponents (All-Time Record: 679-582-21)



NEW ENGLAND PATRIOTS

STEELERS WON **16**, LOST **17** (Home: 12-10, Road: 4-7)

STEELERS				PATRIOTS				STEELERS				PATRIOTS			
1972	h	33	3	[W]	1993	h	17	14	[W]	2007		13	34	[L]	
1974		21	17	[W]	1995	h	41	27	[W]	2008	33		10	[W]	
1976	h	27	30	[L]	1996	●	3	28	[L]	2010	h	26	39	[L]	
1979		16	13	ot[W]	1997		24	21	ot[W]	2011	h	25	17	[W]	
1981	h	27	21	ot[W]	1997	h	●	7	6	[W]	2013		31	55	[L]
1982	h	37	14	[W]	1998	h	9	23	[L]	2015		21	28	[L]	
1983	h	23	28	[L]	2001	h	●	17	24	[L]	2016		16	27	[L]
1986	h	0	34	[L]	2002		14	30	[L]	2016	●	17	36	[L]	
1989	h	28	10	[W]	2004	h	34	20	[W]	2017	h	24	27	[L]	
1991	h	20	6	[W]	2004	h	●	27	41	[L]	2018	h	17	19	[W]
1990	h	24	3	[W]	2005	h	20	23	[L]	2019		3	33	[W]	

● Playoff Game
 ● AFC Championship Game
 ● Game at Wembley Stadium (London)



NEW ORLEANS SAINTS

STEELERS WON **7**, LOST **9** (Home: 3-3, Road: 4-6)

STEELERS				SAINTS				STEELERS				SAINTS				STEELERS				SAINTS			
1967	14	10	[W]	1981	20	6	[W]	2006 h	38	31	[W]	2010	10	20	[L]	2014 h	32	35	[L]	2018	28	31	[L]
1968 h	12	16	[L]	1984	24	27	[L]																
1968	14	24	[L]	1987 h	16	20	[L]																
1969	24	27	[L]	1990	9	6	[W]																
1974	28	7	[W]	1993 h	37	14	[W]																
1978 h	20	14	[W]	2002	29	32	[L]																



NEW YORK GIANTS

STEELERS WON **32**, LOST **46**, TIED **3** (Home: 15-22-3, Road: 17-24)

STEELERS				GIANTS				STEELERS				GIANTS				STEELERS				GIANTS			
1933	h	2		23		[L]		1947	h	24		7		[W]		1961		21		42		[L]	
1933		3		27		[L]		1948		27		34		[L]		1962	h	27		31		[L]	
1934	h	12		14		[L]		1948	h	38		28		[W]		1962		20		17		[W]	
1934		7		17		[L]		1949	h	28		7		[W]		1963	h	31		0		[W]	
1935	h	7		42		[L]		1949		21		17		[W]		1963		17		33		[L]	
1935		0		13		[L]		1950	h	7		18		[L]		1964	h	27		24		[W]	
1936	h	10		7		[W]		1950		17		6		[W]		1964		44		17		[W]	
1937	h	7		10		[L]		1951	h	13		13		[T]		1965	h	13		23		[L]	
1937		0		17		[L]		1951		0		14		[L]		1965		10		35		[L]	
1938	h	14		27		[L]		1952	h	63		7		[W]		1966	h	34		34		[T]	
1938		13		10		[W]		1953	h	24		14		[W]		1966		47		28		[W]	
1939	h	7		14		[L]		1953		14		10		[W]		1967	h	24		27		[L]	
1939		7		23		[L]		1954	h	6		30		[L]		1967		20		28		[L]	
1940	h	10		10		[T]		1954		3		24		[L]		1968	h	20		34		[L]	
1940		0		12		[L]		1955	h	30		23		[W]		1969		7		10		[L]	
1941	h	10		37		[L]		1955		19		17		[W]		1969	h	17		21		[L]	
1941		7		28		[L]		1956		10		38		[L]		1971	h	17		13		[W]	
1942	h	13		10		[W]		1956	h	14		17		[L]		1976		27		0		[W]	
1942		17		9		[W]		1957		0		35		[L]		1985		10		28		[L]	
1943	h	28		14		[W]		1957	h	21		10		[W]		1991	h	20		23		[L]	
1943		14		42		[L]		1958		6		17		[L]		1994		10		6		[W]	
1944		0		23		[L]		1958	h	31		10		[W]		2000		10		30		[L]	
1945	h	6		34		[L]		1959	h	16		21		[L]		2004		33		30		[W]	
1945		21		7		[W]		1959		14		9		[W]		2008	h	14		21		[L]	
1946	h	14		17		[L]		1960	h	17		19		[L]		2012		24		20		[W]	
1946		0		7		[L]		1960		24		27		[L]		2016	h	24		14		[W]	
1947		38		21		[W]		1961	h	14		17		[L]		2020		26		16		[W]	

Steelers vs. NFL Opponents (All-Time Record: 679-582-21)



NEW YORK JETS

STEELERS WON 20, LOST 6 (Home: 10-1, Road: 10-5)

STEELERS				JETS				STEELERS				JETS				STEELERS				JETS																			
1970 h	21	17	[W]	1988	20	24	[L]	2007	16	19	ot [L]	2010 h	17	22	[L]	2010 h	24	19	[W]	2012 h	27	10	[W]	2013	19	6	[W]	2014	13	20	[L]	2016 h	31	13	[W]	2019	10	16	[L]
1973 h	26	14	[W]	1989	13	0	[W]	2010 h	17	22	[L]	2010 h	24	19	[W]	2012 h	27	10	[W]	2013	19	6	[W]	2014	13	20	[L]	2016 h	31	13	[W]	2019	10	16	[L]				
1975	20	7	[W]	1990	24	7	[W]	2010 h	24	19	[W]	2012 h	27	10	[W]	2013	19	6	[W]	2014	13	20	[L]	2016 h	31	13	[W]	2019	10	16	[L]								
1977	23	20	[W]	1992 h	27	10	[W]	2012 h	27	10	[W]	2013	19	6	[W]	2014	13	20	[L]	2016 h	31	13	[W]	2019	10	16	[L]												
1978	28	17	[W]	2000	20	3	[W]	2013	19	6	[W]	2014	13	20	[L]	2016 h	31	13	[W]	2019	10	16	[L]																
1981 h	38	10	[W]	2001 h	18	7	[W]	2014	13	20	[L]	2016 h	31	13	[W]	2019	10	16	[L]																				
1983	34	7	[W]	2003	0	6	[L]	2016 h	31	13	[W]	2019	10	16	[L]																								
1984	23	17	[W]	2004 h	17	6	[W]	2019	10	16	[L]																												
1986	45	24	[W]	2004 h	20	17	ot[W]																																

● Playoff Game ● AFC Championship Game



PHILADELPHIA EAGLES

STEELERS WON 28, LOST 48, TIED 3 (Home: 19-19, Road: 8-27-2, Neutral: 1-2)

STEELERS				EAGLES				STEELERS				EAGLES				STEELERS				EAGLES			
1933	6	25	[L]	1948	0	17	[L]	1962	26	17	[W]	1977	26	17	[W]	1991	14	23	[L]	2004	27	3	[W]
1934 h	0	17	[L]	1949 h	7	38	[L]	1963	21	21	[T]	1978	21	21	[T]	1992	14	3	[W]	2005	6	15	[L]
1934	9	7	[W]	1949	17	34	[L]	1963 h	20	20	[T]	1979	14	17	[L]	1993	14	23	[L]	2006	7	16	[L]
1935	17	7	[W]	1950 h	10	17	[L]	1964	7	21	[L]	1980	14	17	[L]	1994 h	14	3	[W]	2007	6	15	[L]
1935 h	6	17	[L]	1950	9	7	[W]	1964 h	10	34	[L]	1981	14	23	[L]	1995	14	23	[L]	2008	6	15	[L]
1936 h	17	0	[W]	1951 h	13	34	[L]	1965	20	14	[W]	1982	14	23	[L]	1996	14	23	[L]	2009	6	15	[L]
1936 I	6	0	[W]	1951	17	13	[W]	1965 h	13	47	[L]	1983	14	23	[L]	1997	20	23	[L]	2010	6	15	[L]
1937 h	27	14	[W]	1952 h	25	31	[L]	1966 h	14	31	[L]	1984	14	23	[L]	1998	14	23	[L]	2011	6	15	[L]
1937 h	16	7	[W]	1952	21	26	[L]	1966	23	27	[L]	1985	14	23	[L]	1999	14	23	[L]	2012 h	16	14	[W]
1938 2	7	27	[L]	1953	7	23	[L]	1967	24	34	[L]	1986	14	23	[L]	2000 h	23	26	ot[L]	2013	16	14	[W]
1938 3	7	14	[L]	1953 h	7	35	[L]	1968 h	6	3	[W]	1987	14	23	[L]	2001	23	26	ot[L]	2014	16	14	[W]
1939	14	17	[L]	1954	22	24	[L]	1969	27	41	[L]	1988 h	26	27	[L]	2002	23	26	ot[L]	2015	16	14	[W]
1939 h	24	12	[W]	1955 h	13	7	[W]	1970	20	30	[L]	1989	26	27	[L]	2003	27	3	[W]	2016	3	34	[L]
1940 h	7	3	[W]	1955	0	24	[L]	1974 h	27	0	[W]	1990	14	23	[L]	2004 h	27	3	[W]	2017	3	34	[L]
1940	0	7	[L]	1956 h	21	35	[L]	1979	14	17	[L]	1991	14	23	[L]	2005	6	15	[L]	2018 h	16	14	[W]
1941 h	7	10	[L]	1956	7	14	[L]	1988 h	26	27	[L]	1992	14	3	[W]	2006	7	16	[L]	2019	3	34	[L]
1941	7	7	[T]	1957 h	6	0	[W]	1993	14	23	[L]	1994 h	14	3	[W]	2007	6	15	[L]	2020 h	38	29	[W]
1942 h	14	24	[L]	1957	6	7	[L]	1995	14	23	[L]	1995	14	23	[L]	2008	6	15	[L]				
1942	14	0	[W]	1958 h	24	3	[W]	1996	14	23	[L]	1996	14	23	[L]	2009	6	15	[L]				
1945 h	3	45	[L]	1958	31	24	[W]	1997	20	23	[L]	1997	20	23	[L]	2010	6	15	[L]				
1945	6	30	[L]	1959	24	28	[L]	1998	14	23	[L]	1998	14	23	[L]	2011	6	15	[L]				
1946 h	10	7	[W]	1959 h	31	0	[W]	1999	14	23	[L]	1999	14	23	[L]	2012 h	16	14	[W]				
1946	7	10	[L]	1960	7	34	[L]	2000 h	23	26	ot[L]	2000 h	23	26	ot[L]	2013	16	14	[W]				
1947 h	35	24	[W]	1960 h	27	21	[W]	2001	23	26	ot[L]	2001	23	26	ot[L]	2014	16	14	[W]				
1947	0	21	[L]	1961	16	21	[L]	2002	27	3	[W]	2002	27	3	[W]	2015	16	14	[W]				
1947 h ●	0	21	[L]	1961 h	24	35	[L]	2003	27	3	[W]	2003	27	3	[W]	2016	3	34	[L]				
1948 h	7	34	[L]	1962 h	13	7	[W]	2004 h	27	3	[W]	2004 h	27	3	[W]	2017	3	34	[L]				

I-Johnstown, Pa., 2-Buffalo, N.Y., 3-Charleston, W.V.



SAN FRANCISCO 49ERS

STEELERS WON 10, LOST 12 (Home: 5-5, Road: 5-7)

STEELERS				49ERS				STEELERS				49ERS				STEELERS				49ERS											
1951 h	24	28	[L]	1977 h	27	0	[W]	1999	27	6	[W]	2003	14	30	[L]	2007 h	37	16	[W]	2011	3	20	[L]	2015 h	43	18	[W]	2019	24	24	[L]
1952	24	7	[W]	1978	24	7	[W]																								
1954	3	31	[L]	1981 h	14	17	[L]																								
1958	20	23	[L]	1984	20	17	[W]																								
1961 h	20	10	[W]	1987 h	30	17	[W]																								
1965	17	27	[L]	1990	7	27	[L]																								
1968 h	28	45	[L]	1993 h	13	24	[L]																								
1973	37	14	[W]	1996 h	15	25	[L]																								

● Playoff Game

Steelers vs. NFL Opponents (All-Time Record: 679-582-21)



SEATTLE SEAHAWKS

STEELERS WON 9, LOST 10 (Home: 7-3, Road: 1-7, Neutral: 1-0)

STEELERS	SEAHAWKS		STEELERS	SEAHAWKS		STEELERS	SEAHAWKS	
1977 h	30	20 [W]	1991 h	7	27 [L]	2005 ●	21	10 [W]
1978 h	21	10 [W]	1992 h	20	14 [W]	2007 h	21	0 [W]
1981 21	24 [L]		1993	6	16 [L]	2011 h	24	0 [W]
1982	0	16 [L]	1994	13	30 [L]	2015	30	39 [L]
1983	27	21 [W]	1998 h	13	10 [W]	2019 h	26	28 [L]
1986	0	30 [L]	1999 h	10	29 [L]			
1987 h	13	9 [W]	2003	16	23 [L]			



TAMPA BAY BUCCANEERS

STEELERS WON 9, LOST 2 (Home: 3-1, Road: 6-1)

STEELERS	BUCCANEERS		STEELERS	BUCCANEERS		STEELERS	BUCCANEERS	
1976 h	42	0 [W]	1998	3	16 [L]	2010	38	13 [W]
1980	24	21 [W]	2001	17	10 [W]	2014 h	24	27 [L]
1983 h	17	12 [W]	2002	17	7 [W]	2018	30	27 [W]
1989	31	22 [W]	2006 h	20	3 [W]			



TENNESSEE TITANS

STEELERS WON 47, LOST 31 (Home: 27-11, Road: 20-20)

STEELERS	TITANS		STEELERS	TITANS		STEELERS	TITANS	
1970 h	7	19 [L]	1982	24	10 [W]	1995	34	17 [W]
1970	7	3 [W]	1983	40	28 [W]	1995 h	21	7 [W]
1971 h	23	16 [W]	1983 h	17	10 [W]	1996 h	30	16 [W]
1971	3	29 [L]	1984 h	35	7 [W]	1996	13	23 [L]
1972 h	24	7 [W]	1984	20	23 ot[W]	1997 h	37	24 [W]
1972	9	3 [W]	1985 h	20	0 [W]	1997	6	16 [L]
1973	36	7 [W]	1985	30	7 [W]	1998 h	31	41 [L]
1973 h	33	7 [W]	1986	22	16 ot[W]	1998	14	23 [L]
1974	13	7 [W]	1986 h	21	10 [W]	1999	10	16 [L]
1974 h	10	13 [L]	1987 h	3	23 [L]	1999 h	36	47 [L]
1975 h	24	17 [W]	1987	16	24 [L]	2000 h	20	23 [L]
1975	32	9 [W]	1988 h	14	34 [L]	2000	7	9 [L]
1976 h	32	16 [W]	1988	37	34 [W]	2001 h	34	7 [W]
1976	21	0 [W]	1989	0	27 [L]	2001	34	24 [W]
1977	10	27 [L]	1989 h	16	23 [L]	2002	23	31 [L]
1977 h	27	10 [W]	1989 ●	26	23 ot[W]	2002 ●	31	34 ot[L]
1978 h	17	24 [L]	1990 h	20	9 [W]	2003 h	13	30 [L]
1978	13	3 [W]	1990	14	34 [L]	2005 h	34	7 [W]
1978 h ●	34	5 [W]	1991 h	26	14 [W]	2008	14	31 [L]
1979 h	38	7 [W]	1991	6	31 [L]	2009 h	13	10 ot[W]
1979	17	20 [L]	1992	29	24 [W]	2010	19	11 [W]
1979 h ●	27	13 [W]	1992 h	21	20 [W]	2011 h	38	17 [W]
1980 h	31	17 [W]	1993	3	23 [L]	2012	23	26 [L]
1980	0	6 [L]	1993 h	17	26 [L]	2014	27	24 [W]
1981 h	26	13 [W]	1994 h	30	14 [W]	2017 h	40	17 [W]
1981	20	21 [L]	1994	12	9 ot[W]	2020	27	24 [W]

Franchise moved from Houston to Tennessee after 1996 season. Franchise changed from Oilers to Titans after 1998 season.

● Playoff Game ● AFC Championship Game ● Super Bowl

Steelers vs. NFL Opponents (All-Time Record: 679-582-21)

 WASHINGTON FOOTBALL TEAM

STEELERS WON 34, LOST 44, TIED 4 (Home: 20-23-1, Road: 14-21-3)											
STEELERS			WASHINGTON			STEELERS			WASHINGTON		
1933 h	6	21	[L]	1947 h	21	14	[W]	1961	30	14	[W]
1933	16	14	[W]	1948	14	17	[L]	1962 h	23	21	[W]
1934 h	0	7	[L]	1948 h	10	7	[W]	1962	27	24	[W]
1934	0	39	[L]	1949 h	14	27	[L]	1963 h	38	27	[W]
1935 h	6	0	[W]	1949	14	27	[L]	1963	34	28	[W]
1935	3	13	[L]	1950	26	7	[W]	1964 h	0	30	[L]
1936 h	10	0	[W]	1950 h	7	24	[L]	1964	14	7	[W]
1936	0	30	[L]	1951 h	7	22	[L]	1965 h	3	31	[L]
1937	20	34	[L]	1951	20	10	[W]	1965	14	35	[L]
1937 h	21	13	[W]	1952 h	24	28	[L]	1966 h	27	33	[L]
1938 h	0	7	[L]	1952	24	23	[W]	1966	10	24	[L]
1938	0	15	[L]	1953 h	9	17	[L]	1967 h	10	15	[L]
1939	14	44	[L]	1953	14	13	[W]	1968	13	16	[L]
1939 h	14	21	[L]	1954 h	37	7	[W]	1969 h	7	14	[L]
1940 h	10	40	[L]	1954	14	17	[L]	1973 h	21	16	[W]
1940	10	37	[L]	1955 h	14	23	[L]	1979 h	38	7	[W]
1941 h	20	24	[L]	1955	17	28	[L]	1985 h	23	30	[L]
1941	3	23	[L]	1956 h	30	13	[W]	1988	29	30	[L]
1942	14	28	[L]	1956	23	0	[W]	1991 h	14	41	[L]
1942 h	0	14	[L]	1957 h	28	7	[W]	1997 h	14	13	[W]
1943 h	14	14	[T]	1957	3	10	[L]	2000 h	14	3	[W]
1943	27	14	[W]	1958 h	24	16	[W]	2004 h	26	7	[W]
1944	20	42	[L]	1958	14	14	[T]	2008	23	6	[W]
1945 h	0	14	[L]	1959 h	17	23	[L]	2012 h	27	12	[W]
1945	0	24	[L]	1959	27	6	[W]	2016	38	16	[W]
1946	14	14	[T]	1960	27	27	[T]	2020 h	17	23	[L]
1946 h	14	7	[W]	1960 h	22	10	[W]				
1947	26	27	[L]	1961 h	20	0	[W]				

Franchise moved from Boston to Washington after 1936 season.

○ Final Game at Three Rivers Stadium

Steelers vs. NFL Opponents (All-Time Record: 679-582-21)



STEELERS VS. AFC Year-by-year results from 1970

	HOME	AWAY	OVERALL		HOME	AWAY	OVERALL		HOME	AWAY	OVERALL
1970	4-2	1-4	5-6	1988	3-3	1-5	4-8	2006	3-3	2-4	5-7
1971	4-1	1-5	5-6	1989	3-3	4-4	7-7	2007	5-2	2-4	7-6
1972	7-1	3-2	10-3	1990	4-2	2-4	6-6	2008	7-1	5-1	12-2
1973	5-1	2-4	7-5	1991	5-1	2-4	7-5	2009	4-2	2-4	6-6
1974	4-2	5-1	9-3	1992	6-1	4-2	10-3	2010	5-3	6-0	11-3
1975	7-1	5-0	12-1	1993	5-1	2-5	7-6	2011	5-1	4-3	9-4
1976	6-1	4-3	10-4	1994	7-1	4-2	11-3	2012	3-3	2-4	5-7
1977	4-1	3-5	7-6	1995	7-1	4-2	11-3	2013	4-2	2-4	6-6
1978	7-1	6-0	13-1	1996	7-0	2-5	9-5	2014	6-1	3-3	9-4
1979	8-0	3-3	11-3	1997	7-1	3-3	10-4	2015	4-2	4-4	8-6
1980	4-2	1-5	5-7	1998	3-3	2-4	5-7	2016	6-1	5-3	11-4
1981	4-2	1-5	5-7	1999	0-6	3-4	3-10	2017	4-3	6-10	10-3
1982	4-1	1-3	5-4	2000	3-3	5-2	8-5	2018	3-3	3-2	6-5
1983	3-3	5-2	8-5	2001	6-2	5-2	11-4	2019	4-2	2-4	6-6
1984	4-2	3-5	7-7	2002	5-2	4-3	9-5	2020	6-1	3-3	9-4
1985	4-2	2-4	6-6	2003	3-3	2-4	5-7	TOTAL:	237-95	163-159-2	400-254-2
1986	2-4	2-4	4-8	2004	7-1	5-1	12-2				
1987	3-2	3-3	6-5	2005	3-3	7-2	10-5				



STEELERS VS. NFC Year-by-year results from 1970

	HOME	AWAY	OVERALL		HOME	AWAY	OVERALL		HOME	AWAY	OVERALL
1970	0-1	0-2	0-3	1988	1-1	0-2	1-3	2006	2-0	1-1	3-1
1971	1-1	0-1	1-2	1989	1-1	2-0	3-1	2007	2-0	1-1	3-1
1972	1-0	1-1	2-1	1990	2-0	1-1	3-1	2008	1-1	1-1	3-2
1973	2-0	1-0	3-0	1991	0-2	0-2	0-4	2009	2-0	1-1	3-1
1974	2-0	1-0	4-0	1992	1-1	0-2	1-3	2010	2-0	1-1	3-2
1975	1-0	1-1	3-1	1993	1-1	1-1	2-2	2011	2-0	1-1	3-1
1976	0-0	1-1	1-1	1994	1-1	1-1	2-2	2012	2-0	1-1	3-1
1977	2-0	0-0	2-0	1995	1-1	1-1	2-3	2013	1-1	1-1	2-2
1978	2-0	1-1	4-1	1996	1-1	1-1	2-2	2014	0-2	2-0	2-2
1979	2-0	1-1	4-1	1997	1-1	1-1	2-2	2015	2-0	1-1	3-1
1980	2-0	2-0	4-0	1998	2-0	0-2	2-2	2016	1-1	1-1	2-2
1981	1-1	2-0	3-1	1999	2-0	1-0	3-0	2017	2-0	1-1	3-1
1982	0-0	1-0	1-0	2000	1-1	0-1	1-2	2018	2-0	1-1	3-1
1983	1-1	1-1	2-2	2001	2-0	1-0	3-0	2019	1-1	1-1	2-2
1984	2-0	1-1	3-1	2002	1-0	1-1	2-1	2020	1-1	2-0	3-1
1985	1-1	0-2	1-3	2003	1-1	0-2	1-3	TOTAL:	69-25-1	47-46	122-73-1
1986	2-0	0-2	2-2	2004	2-0	2-0	4-0				
1987	1-1	1-1	2-2	2005	2-0	2-0	5-0				

● Includes Super Bowl Win ○ Includes Super Bowl Loss ● Includes Playoffs ● Includes game at Wembley Stadium (London)

Steelers in the Pro Bowl (Selections By Game)

1951 3 Selections

HB Joe Geri (1)
LB Jerry Shipkey (1)
C Bill Walsh (1)

1952 4 Selections

HB Joe Geri (2)
G George Hughes (1)
LB Jerry Shipkey (2)
C Bill Walsh (2)

1953 7 Selections

HB Lynn Chandnois (1)
QB Jim Finks (1)
HB Ray Mathews (1)
DE Bill McPeak (1)
E Elbie Nickel (1)
LB Jerry Shipkey (3)
DT Ernie Stautner (1)

1954 8 Selections

HB Lynn Chandnois (2)
MG Dale Dodril (1)
G George Hughes (2)
LB Marv Matuszak (1)
DE Bill McPeak (2)
HB Ray Mathews (2)
E Elbie Nickel (2)
DT Ernie Stautner (2)

1955 3 Selections

DB Paul Cameron (1)
MG Dale Dodril (2)
HB John Lattner (1)

1956 5 Selections

DB Jack Butler (1)
MG Dale Dodril (3)
HB Ray Mathews (3)
DT Ernie Stautner (3)
T Frank Varrichione (1)

1957 6 Selections

DB Jack Butler (2)
DE Bill McPeak (3)
E Elbie Nickel (3)
FB Fran Rogel (1)
DT Ernie Stautner (4)
T Frank Varrichione (2)

1958 6 Selections

DB Jack Butler (3)
MG Dale Dodril (4)
E Jack McClairen (1)
QB Earl Morrall (1)
DT Ernie Stautner (5)
T Frank Varrichione (3)

1959 5 Selections

DB Jack Butler (4)
QB Bobby Layne (1)
DT Ernie Stautner (6)
HB Tom Tracy (1)
T Frank Varrichione (4)

1960 6 Selections

DB Dean Derby (1)
QB Bobby Layne (2)
G John Nisby (1)
E Jimmy Orr (1)
LB John Reger (1)
DT Ernie Stautner (7)

1961 5 Selections

LB John Reger (2)
G Mike Sandusky (1)
DT Ernie Stautner (8)
HB Tom Tracy (2)
T Frank Varrichione (5)

1962 5 Selections

E Buddy Dial (1)
G John Nisby (2)
LB Myron Pottios (1)
LB John Reger (3)
DT Ernie Stautner (9)

1963 5 Selections

TE Preston Carpenter (1)
FB John Henry Johnson (1)
DT Gene Lipscomb (1)
DE Lou Michaels (1)
C Buzz Nutter (1)

1964 6 Selections

T Charley Bradshaw (1)
FB John Henry Johnson (2)
DT Joe Krupa (1)
DT Lou Michaels (2)
LB Myron Pottios (2)
DB Clendon Thomas (1)

1965 4 Selections

E Gary Ballman (1)
T Charley Bradshaw (2)
FB John Henry Johnson (3)
LB Myron Pottios (3)

1966 1 Selection

E Gary Ballman (2)

1967 3 Selections

K Mike Clark (1)
DB Brady Keys (1)
DE Ben McGee (1)

1968 1 Selection

DB Marv Woodson (1)

1969 4 Selections

HB Dick Hoak (1)
E Roy Jefferson (1)
DE Ben McGee (2)
LB Andy Russell (1)

1970 3 Selections

DT Joe Greene (1)
E Roy Jefferson (2)
P Bob Walden (1)

1971 2 Selections

DT Joe Greene (2)
LB Andy Russell (2)

1972 2 Selections

DT Joe Greene (3)
LB Andy Russell (3)

1973 6 Selections

LB Henry Davis (1)
PK Roy Gerela (1)
DT Joe Greene (4)
RB Franco Harris (1)
LB Andy Russell (4)
DE Dwight White (1)

1974 8 Selections

DT Joe Greene (5)
DE L.C. Greenwood (1)
LB Jack Ham (1)
RB Franco Harris (2)
LB Andy Russell (5)
WR Ron Shanklin (1)
G Bruce Van Dyke (1)
DE Dwight White (2)

1975 6 Selections

PK Roy Gerela (2)
DT Joe Greene (6)
DE L.C. Greenwood (2)
LB Jack Ham (2)
RB Franco Harris (3)
LB Andy Russell (6)

1976 11 Selections

CB Mel Blount (1)
QB Terry Bradshaw (1)
S Glen Edwards (1)
DT Joe Greene (7)
DE L.C. Greenwood (3)
LB Jack Ham (3)
RB Franco Harris (4)
LB Jack Lambert (1)
LB Andy Russell (7)
WR Lynn Swann (1)
S Mike Wagner (1)

1977 9 Selections

CB Mel Blount (2)
S Glen Edwards (2)
DT Joe Greene (8)
DE L.C. Greenwood (4)
LB Jack Ham (4)
RB Franco Harris (5)
LB Jack Lambert (2)
CB J.T. Thomas (1)
S Mike Wagner (2)

() denotes number of Pro Bowl selections

* Did not play

Steelers in the Pro Bowl (Selections By Game)

1978 4 Selections

LB Jack Ham (5)
 RB Franco Harris (6)
 LB Jack Lambert (3)
 WR Lynn Swann (2)

1979 10 Selections

CB Mel Blount (3)
 QB Terry Bradshaw (2)
 DT Joe Greene (9)
 DE L.C. Greenwood (5)
 LB Jack Ham (6)
 RB Franco Harris (7)
 LB Jack Lambert (4)
 S Donnie Shell (1)
 WR Lynn Swann (3)
 C Mike Webster (1)

1980 10 Selections

CB Mel Blount (4)
 QB Terry Bradshaw (3)*
 DT Joe Greene (10)
 DE L.C. Greenwood (6)
 LB Jack Ham (7)
 RB Franco Harris (8)
 LB Jack Lambert (5)
 S Donnie Shell (2)
 WR John Stallworth (1)
 C Mike Webster (2)

1981 5 Selections

LB Jack Ham (8)
 RB Franco Harris (9)
 LB Jack Lambert (6)
 S Donnie Shell (3)
 C Mike Webster (3)

1982 4 Selections

CB Mel Blount (5)
 LB Jack Lambert (7)
 S Donnie Shell (4)
 C Mike Webster (4)

1983 5 Selections

OT Larry Brown (1)
 LB Jack Lambert (8)
 S Donnie Shell (5)
 WR John Stallworth (2)
 C Mike Webster (5)

1984 3 Selections

PK Gary Anderson (1)
 LB Jack Lambert (9)
 C Mike Webster (6)

1985 5 Selections

LB Robin Cole (1)
 WR Louis Lipps (1)
 LB Mike Merriweather (1)
 WR John Stallworth (3)
 C Mike Webster (7)

1986 4 Selections

PK Gary Anderson (2)
 WR Louis Lipps (2)
 LB Mike Merriweather (2)
 C Mike Webster (8)

1987 2 Selections

LB Mike Merriweather (3)
 RB Earnest Jackson (2)

1988 1 Selection

C Mike Webster (9)

1989 1 Selection

OT Tunch Ilkin (1)

1990 2 Selections

OT Tunch Ilkin (2)
 KR Rod Woodson (1)

1991 2 Selections

LB David Little (1)
 CB Rod Woodson (2)

1992 2 Selections

LB Greg Lloyd (1)
 CB Rod Woodson (3)

1993 6 Selections

C Dermontti Dawson (1)
 RB Barry Foster (1)
 G Carlton Haselrig (1)
 LB Greg Lloyd (2)
 QB Neil O'Donnell (1)
 CB Rod Woodson (4)

1994 6 Selections

PK Gary Anderson (3)
 C Dermontti Dawson (2)
 RB Barry Foster (2)*
 TE Eric Green (1)
 LB Greg Lloyd (3)
 CB Rod Woodson (5)

1995 6 Selections

C Dermontti Dawson (3)
 TE Eric Green (2)
 LB Kevin Greene (2)
 S Carnell Lake (1)
 LB Greg Lloyd (4)
 G Duval Love (1)
 CB Rod Woodson (6)

1996 5 Selections

C Dermontti Dawson (4)
 LB Kevin Greene (3)
 S Carnell Lake (2)
 LB Greg Lloyd (5)
 WR Yancey Thigpen (1)

1997 6 Selections

RB Jerome Bettis (3)
 LB Chad Brown (1)
 C Dermontti Dawson (5)
 LB Levon Kirkland (1)
 S Carnell Lake (3)
 CB Rod Woodson (7)

1998 6 Selections

RB Jerome Bettis (4)
 C Dermontti Dawson (6)
 LB Levon Kirkland (2)
 S Carnell Lake (4)
 DT Joel Steed (1)
 WR Yancey Thigpen (2)

1999 1 Selection


C Dermontti Dawson (7)

2000 0 Selections

None

2001 1 Selection

LB Jason Gildon (1)



() denotes number of Pro Bowl selections

*Did not play

Steelers in the Pro Bowl (Selections By Game)

2002 6 Selections

LB Kendrell Bell (1)
 RB Jerome Bettis (5)*
 G Alan Faneca (1)
 LB Jason Gildon (2)
 QB Kordell Stewart (1)
 WR Hines Ward (1)

2003 4 Selections

G Alan Faneca (2)
 LB Jason Gildon (3)
 LB Joey Porter (1)
 WR Hines Ward (2)

2004 3 Selections

G Alan Faneca (3)
 DT Casey Hampton (1)
 WR Hines Ward (3)

2005 9 Selections

RB Jerome Bettis (6)
 G Alan Faneca (4)
 LB James Farrior (1)
 C Jeff Hartings (1)
 S Troy Polamalu (1)
 LB Joey Porter (2)
 DE Aaron Smith (1)
 OT Marvel Smith (1)
 WR Hines Ward (4)

2006 5 Selections

G Alan Faneca (5)
 DT Casey Hampton (2)
 C Jeff Hartings (2)
 S Troy Polamalu (2)
 LB Joey Porter (3)

2007 4 Selections

G Alan Faneca (6)
 DT Casey Hampton (3)
 RB Willie Parker (1)
 S Troy Polamalu (3)

2008 6 Selections

G Alan Faneca (7)
 DT Casey Hampton (4)
 LB James Harrison (1)
 RB Willie Parker (2)*
 S Troy Polamalu (4)*
 QB Ben Roethlisberger (1)

2009 3 Selections

LB James Farrior (2)
 LB James Harrison (2)
 S Troy Polamalu (5)

2010 4 Selections

DT Casey Hampton (5)
 LB James Harrison (3)
 TE Heath Miller (1)
 LB LaMarr Woodley (1)

2011 4 Selections

DE Brett Keisel (1)
 S Troy Polamalu (6)
 C Maurkice Pouncey (1)
 LB James Harrison (4)

**2012 7 Selections**

WR Antonio Brown (1)
 S Ryan Clark (1)
 LB James Harrison (5)
 S Troy Polamalu (7)*
 C Maurkice Pouncey (2)*
QB Ben Roethlisberger (2)
 WR Mike Wallace (1)

2013 2 Selections

TE Heath Miller (2)*
 C Maurkice Pouncey (3)

2014 2 Selections

WR Antonio Brown (2)
 S Troy Polamalu (8)

2015 5 Selections

RB Le'Veon Bell (1)*
 C Maurkice Pouncey (4)
QB Ben Roethlisberger (3)*
 LB Lawrence Timmons (1)
 WR Antonio Brown (3)

2016 3 Selections

WR Antonio Brown (4)*
 G David DeCastro (1)
QB Ben Roethlisberger (4)*

2017 5 Selections

WR Antonio Brown (5)*
 G David DeCastro (2)
 RB Le'Veon Bell (2)*
 C Maurkice Pouncey (5)*
QB Ben Roethlisberger (5)*

2018 8 Selections

RB Le'Veon Bell (3)
K Chris Boswell (1)
 WR Antonio Brown (6)
 G David DeCastro (3)
 C Maurkice Pouncey (6)
QB Ben Roethlisberger (6)
 LB Ryan Shazier (1)*
 T Alejandro Villanueva (1)

2019 6 Selections

WR Antonio Brown (7)*
 RB James Conner (1)
 G David DeCastro (4)*
DT Cameron Heyward (1)
 C Maurkice Pouncey (7)
 T Alejandro Villanueva (2)

2020 5 Selections

G David DeCastro (5)*
S Minkah Fitzpatrick (1)
DT Cameron Heyward (2)
 C Maurkice Pouncey (8)
LB T.J. Watt (1)

2021 5 Selections*

G David DeCastro (6)
S Minkah Fitzpatrick (2)
DT Cameron Heyward (3)
 C Maurkice Pouncey (9)
LB T.J. Watt (2)

(*) denotes number of Pro Bowl selections *Did not play

*2021 Pro Bowl was not played due to the COVID-19 pandemic

Steelers in the Pro Bowl (Alphabetical)

A

Anderson, Gary (3) 1984, 1986, 1994

B

Ballman, Gary (2) 1965, 1966

Bell, Kendrick (1) 2002

Bell, Le'Veon (3) 2015, 2017*, 2018

Bettis, Jerome (4) 1997, 1998, 2002*, 2005

Blount, Mel (5) 1976, 1977, 1979, 1980, 1982

Boswell, Chris (1) 2018

Bradshaw, Charlie (2) 1964, 1965

Bradshaw, Terry (3) 1976*, 1979, 1980

Brown, Antonio (7) 2012, 2014, 2015, 2016*, 2017*, 2018, 2019*

Brown, Chad (1) 1997

Brown, Larry (1) 1983

Butler, Jack (4) 1956, 1957, 1958, 1959

C

Cameron, Paul (1) 1955*

Carpenter, Preston (1) 1963

Chandois, Lynn (2) 1953, 1954

Cherundolo, Chuck (2) Jan. 1942, Dec. 1942

Clark, Mike (1) 1967

Clark, Ryan (1) 2012

Cole, Robin (1) 1985

Condit, Merlyn (1) Dec. 1940

Conner, James (1) 2019

Coomer, Joe (1) Jan. 1942

D

Dawson, Dermontti (7) 1993, 1994, 1995, 1996, 1997, 1998, 1999

DeCastro, David (6) 2016, 2017, 2018, 2019*, 2020, 2021*

Derby, Dean (1) 1960

Dial, Buddy (2) 1962, 1964*

Dodril, Dale (4) 1954, 1955, 1956, 1958

Dudley, Bill (1) Dec. 1942

E

Edwards, Glen (2) 1976, 1977

F

Faneca, Alan (7) 2002, 2003, 2004, 2005, 2006, 2007, 2008

Farrior, James (2) 2005, 2009

Finks, Jim (1) 1953

Fitzpatrick, Minkah (2) 2020, 2021*

Foster, Barry (2) 1993, 1994*

G

Gentry, Byron (2) 1939, Jan. 1940

Gerela, Roy (2) 1973, 1975

Geri, Joe (2) 1951, 1952

Gildon, Jason (3) 2001, 2002, 2003

Green, Eric (2) 1994, 1995

Greene, Joe (10) 1970, 1971, 1972, 1973, 1974, 1975, 1976, 1977, 1979, 1980

Greene, Kevin (2) 1995, 1996

Greenwood, L.C. (6) 1974, 1975, 1976, 1977, 1979, 1980

*() denotes number of Pro Bowl selections *Did not play***2021 Pro Bowl was not played due to the COVID-19 pandemic***H**

Ham, Jack (8) 1974*, 1975, 1976, 1977, 1978, 1979, 1980*, 1981

Hampton, Casey (5) 2004, 2006, 2007, 2008, 2010

Harris, Franco (9) 1973, 1974, 1975, 1976, 1977*, 1978, 1979, 1980, 1981

Harrison, James (5) 2008, 2009, 2010, 2011*, 2012

Hartings, Jeff (2) 2004, 2005

Haselrig, Carlton (1) 1993

Heyward, Cameron (4) 2018, 2019, 2020

Hoak, Dick (1) 1968

Hughes, George (2) 1952, 1954

I

Ilkin, Tunch (2) 1989, 1990

J

Jackson, Earnest (1) 1987

Jefferson, Roy (2) 1969, 1970

Johnson, John Henry (3) 1963, 1964, 1965

Jones, Art (1) Jan. 1942

K

Keisel, Brett (1) 2011*

Keys, Brady (1) 1967

Kirkland, Levon (2) 1997, 1998

Krupa, Joe (1) 1964

L

Lake, Carnell (4) 1995, 1996, 1997, 1998

Lambert, Jack (9) 1976, 1977, 1978, 1979, 1980, 1981, 1982, 1983, 1984

Lattner, Johnny (1) 1955

Layne, Bobby (2) 1959*, 1960

Lippis, Louis (2) 1985, 1986

Lipscomb, Gene (1) 1963

Little, David (1) 1991

Lloyd, Greg (5) 1992, 1993, 1994, 1995, 1996

Love, Duval (1) 1995

M

Mathews, Ray (2) 1953, 1956

Matuszak, Marv (1) 1954

McClairine, Jack (1) 1958

McGee, Ben (2) 1967, 1969

McPeak, Bill (3) 1953, 1954, 1957

Merriweather, Mike (3) 1985, 1986, 1987

Michaels, Lou (2) 1963, 1964

Miller, Heath (2) 2010, 2013*

Morrall, Earl (1) 1958

N

Nickel, Elbie (3) 1953, 1954, 1957

Nisby, John (2) 1960, 1962

Nix, Roosevelt (1) 2018

Nutter, Buzz (1) 1963

O

O'Donnell, Neil (1) 1993

Orr, Jimmy (1) 1960

P

Parker, Willie (2) 2007, 2008*

Polamalu, Troy (8) 2005, 2006, 2007, 2008*, 2009, 2011*, 2012*, 2014*

Porter, Joey (3) 2003, 2005, 2006

Pottios, Myron (3) 1962, 1964, 1965

Pouncey, Maurkice (9) 2011*, 2012*, 2013, 2015, 2017*, 2018, 2019, 2020, 2021*

R

Reger, John (3) 1960, 1961, 1962

Riffe, Dick (1) Jan. 1942

Roethlisberger, Ben (6) 2008, 2012, 2015*, 2016*, 2017*, 2018

Rogel, Fran (1) 1957

Russell, Andy (7) 1969, 1971, 1972, 1973, 1974, 1975, 1976

S

Sandusky, Mike (1) 1961

Shanklin, Ron (1) 1974*

Shazier, Ryan (2) 2017, 2018*

Shell, Donnie (5) 1979, 1980, 1981, 1982, 1983

Shipkey, Jerry (3) 1951, 1952, 1953

Simington, Milt (1) Dec. 1942*

Smith, Aaron (1) 2005

Smith, Marvel (1) 2005

Smith, Stu (1) 1939

Smith-Schuster, JuJu (1) 2019

Stallworth, John (3) 1980, 1983, 1984, 1985

Stautner, Ernie (9) 1953, 1954, 1956, 1957, 1958, 1959, 1960, 1961, 1962

Steed, Joel (1) 1998

Stewart, Kordell (1) 2002

Swann, Lynn (3) 1976, 1978, 1979

T

Thigpen, Yancey (2) 1996, 1998

Thomas, Clendon (1) 1964

Thomas, J.T. (1) 1977

Timmons, Lawrence (1) 2015

Tracy, Tom (2) 1959, 1961

V

Van Dyke, Bruce (1) 1974

Varrichione, Frank (4) 1956, 1958, 1959, 1961

Villaneuva, Alejandro (2) 2018, 2019

W

Wagner, Mike (2) 1976, 1977

Walden, Bobby (1) 1970

Wallace, Mike (1) 2012

Walsh, Bill (2) 1951, 1952

Ward, Hines (4) 2002, 2003, 2004, 2005

Watt, T.J. (3) 2019, 2020, 2021*

Webster, Mike (9) 1979, 1980, 1981, 1982, 1983, 1984, 1985, 1986, 1988

White, Dwight (2) 1973, 1974

Woodley, LaMarr (1) 2010

Woodson, Marv (1) 1968

Woodson, Rod (7) 1990, 1991, 1992, 1993, 1994, 1995, 1997

Woudenberg, John (1) Dec. 1942

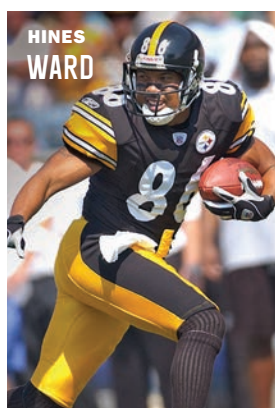
Steelers in the Pro Bowl (Total Appearances)

10	
Greene, Joe	1970, 1971, 1972, 1973, 1974, 1975, 1976, 1977, 1979, 1980
9	
Harris, Franco	1973, 1974, 1975, 1976, 1977*, 1978, 1979, 1980, 1981
Lambert, Jack	1976, 1977, 1978, 1979, 1980, 1981, 1982, 1983, 1984
Pouncey, Maurkice	2011*, 2012*, 2013, 2015, 2017*, 2018, 2019, 2020, 2021*
Stautner, Ernie	1953, 1954, 1956, 1957, 1958, 1959, 1960, 1961, 1962
Webster, Mike	1979, 1980, 1981, 1982, 1983, 1984, 1985, 1986, 1988
8	
Ham, Jack	1974*, 1975, 1976, 1977, 1978, 1979, 1980*, 1981
Polamalu, Troy	2005, 2006, 2007, 2008*, 2009, 2011*, 2012*, 2014*
7	
Brown, Antonio	2012, 2014, 2015, 2016*, 2017*, 2018, 2019*
Dawson, Dermontti	1993, 1994, 1995, 1996, 1997, 1998, 1999
Faneca, Alan	2002, 2003, 2004, 2005, 2006, 2007, 2008
Russell, Andy	1969, 1971, 1972, 1973, 1974, 1975, 1976
Woodson, Rod	1990, 1991, 1992, 1993, 1994, 1995, 1997
6	
DeCastro, David	2016, 2017, 2018, 2019*, 2020, 2021*
Greenwood, L.C.	1974, 1975, 1976, 1977, 1979, 1980
Roethlisberger, Ben	2008, 2012, 2015*, 2016*, 2017*, 2018
5	
Blount, Mel	1976, 1977, 1979, 1980, 1982
Hampton, Casey	2004, 2006, 2007, 2008, 2010
Harrison, James	2008, 2009, 2010, 2011*, 2012
Lloyd, Greg	1992, 1993, 1994, 1995, 1996
Shell, Donnie	1979, 1980, 1981, 1982, 1983

*Did not play

*2021 Pro Bowl was not played due to the COVID-19 pandemic

4	
Bettis, Jerome	1997, 1998, 2002*, 2005
Butler, Jack	1956, 1957, 1958, 1959
Dodril, Dale	1954, 1955, 1956, 1958
Heyward, Cameron	2018, 2019, 2020, 2021*
Lake, Carnell	1995, 1996, 1997, 1998
Varrichione, Frank	1956, 1958, 1959, 1961
Ward, Hines	2002, 2003, 2004, 2005
Stallworth, John	1980, 1983, 1984, 1985
3	
Anderson, Gary	1984, 1986, 1994
Bell, Le'Veon	2015, 2017*, 2018
Bradshaw, Terry	1976*, 1979, 1980
Gildon, Jason	2001, 2002, 2003
Johnson, John Henry	1963, 1964, 1965
McPeak, Bill	1953, 1954, 1957
Merrifweather, Mike	1985, 1986, 1987
Nickel, Elbie	1953, 1954, 1957
Porter, Joey	2003, 2005, 2006
Pottios, Myron	1962, 1964, 1965
Reger, John	1960, 1961, 1962
Shipkey, Jerry	1951, 1952, 1953
Swann, Lynn	1976, 1978, 1979
Watt, T.J.	2019, 2020, 2021*
2	
Ballman, Gary	1965, 1966
Bradshaw, Charlie	1964, 1965
Chandois, Lynn	1953, 1954
Cherundolo, Chuck	Jan. 1942, Dec. 1942
Dial, Buddy	1962, 1964*
Edwards, Glen	1976, 1977
Farrior, James	2005, 2009
Fitzpatrick, Minkah	2020, 2021*
Foster, Barry	1993, 1994*
Gentry, Byron	1939, Jan. 1940
Gerela, Roy	1973, 1975
Geri, Joe	1951, 1952
Green, Eric	1994, 1995
Greene, Kevin	1995, 1996
Hartings, Jeff	2004, 2005
Hughes, George	1952, 1954
Illkin, Tunch	1989, 1990
Jefferson, Roy	1969, 1970
Kirkland, Levon	1997, 1998
Layne, Bobby	1959*, 1960
Lipps, Louis	1985, 1986
Mathews, Ray	1953, 1956
McGee, Ben	1967, 1969
Michaels, Lou	1963, 1964
Miller, Heath	2010, 2013*
Nisby, John	1960, 1962
Parker, Willie	2007, 2008*
Shazier, Ryan	2017, 2018*
Thigpen, Yancey	1996, 1998
Tracy, Tom	1959, 1961
Villaneuva, Alejandro	2018, 2019
Wagner, Mike	1976, 1977
Walsh, Bill	1951, 1952
White, Dwight	1973, 1974



1	
Bell, Kendrick	2002
Boswell, Chris	2018
Brown, Chad	1997
Brown, Larry	1983
Cameron, Paul	1955*
Carpenter, Preston	1963
Clark, Mike	1967
Clark, Ryan	2012
Cole, Robin	1985
Condit, Merlyn	Dec. 1940
Conner, James	2019
Coomer, Joe	Jan. 1942
Derby, Dean	1960
Dudley, Bill	Dec. 1942
Finks, Jim	1953
Haselrig, Carlton	1993
Hoak, Dick	1968
Jackson, Earnest	1987
Jones, Art	Jan. 1942
Keisel, Brett	2011*
Keys, Brady	1967
Krupa, Joe	1964
Lattner, Johnny	1955
Lipscomb, Gene	1963
Little, David	1991
Love, Duval	1995
Matuszak, Marv	1954
McClairn, Jack	1958
Morrall, Earl	1958
Nix, Roosevelt	2018
Nutter, Buzz	1963
O'Donnell, Neil	1993
Orr, Jimmy	1960
Riffle, Dick	Jan. 1942
Rogel, Fran	1957
Sandusky, Mike	1961
Shanklin, Ron	1974*
Simington, Milt	Dec. 1942*
Smith, Aaron	2005
Smith, Marvel	2005
Smith, Stu	1939
Smith-Schuster, Juju	2019
Steed, Joel	1998
Stewart, Kordell	2002
Thomas, Clendon	1964
Thomas, J.T.	1977
Timmons, Lawrence	2015
Van Dyke, Bruce	1974
Walden, Bobby	1970*
Wallace, Mike	2012
Woodley, LaMarr	2010
Woodson, Marv	1968
Woudenberg, John	Dec. 1942

Steelers in the Pro Bowl (By Steelers' Draft Eligible Year)

2017

Conner, James	2019
Smith-Schuster, Juju	2019
Watt, T.J.	2019, 2020, 2021*

2014

Boswell, Chris	2018
Shazier, Ryan	2017, 2018*

2013

Bell, Le'Veon	2015, 2017*, 2018
---------------	-------------------

2012

DeCastro, David	2016, 2017, 2018, 2019*, 2020, 2021*
-----------------	---

2011

Heyward, Cameron	2018, 2019, 2020, 2021*
-------------------------	------------------------------------

2010

Brown, Antonio	2012, 2014, 2015, 2016*, 2017*, 2018, 2019*
Pouncey, Maurkice	2011*, 2012*, 2013, 2015, 2017*, 2018, 2019, 2020, 2021*
Villanueva, Alejandro	2018, 2019

2009

Wallace, Mike	2012
---------------	------

2007

Timmons, Lawrence	2015
Woodley, LaMarr	2010

2005

Miller, Heath	2010, 2013*
---------------	-------------

2004

Parker, Willie	2007, 2008*
Roethlisberger, Ben	2008, 2012, 2015*, 2016*, 2017*, 2018

2003

Polamalu, Troy	2005, 2006, 2007, 2008*, 2009, 2011*, 2012*, 2014*
----------------	--



JUJU
SMITH-SCHUSTER

2002

Harrison, James	2008, 2009, 2010, 2011*, 2012
Keisel, Brett	2011*

2001

Bell, Kendall	2002
Hampton, Casey	2004, 2006, 2007, 2008, 2010

2000

Smith, Marvel	2005
---------------	------

1999

Porter, Joey	2003, 2005, 2006
Smith, Aaron	2005

1998

Faneca, Alan	2002, 2003, 2004, 2005, 2006, 2007, 2008
Ward, Hines	2002, 2003, 2004, 2005

1995

Stewart, Kordell	2002
------------------	------

1994

Gildon, Jason	2001, 2002, 2003
---------------	------------------

1993

Brown, Chad	1997
-------------	------

1992

Kirkland, Levon	1997, 1998
Steed, Joel	1998

1990

Foster, Barry	1993, 1994*
Green, Eric	1994, 1995
O'Donnell, Neil	1993

1989

Haselrig, Carlton	1993
Lake, Carnell	1995, 1996, 1997, 1998

1988

Dawson, Dermontti	1993, 1994, 1995, 1996, 1997, 1998, 1999
-------------------	--

1987

Lloyd, Greg	1992, 1993, 1994, 1995, 1996
Woodson, Rod	1990, 1991, 1992, 1993, 1994, 1995, 1997

1984

Lipps, Louis	1985, 1986
--------------	------------

1982

Merriweather, Mike	1985, 1986, 1987
--------------------	------------------

1981

Little, David	1991
---------------	------

1980

Illkin, Tunch	1989, 1990
---------------	------------

1977

Cole, Robin	1985
-------------	------

1974

Lambert, Jack	1976, 1977, 1978, 1979, 1980, 1981, 1982, 1983, 1984
Shell, Donnie	1979, 1980, 1981, 1982, 1983
Stallworth, John	1980, 1983, 1984, 1985
Swann, Lynn	1976, 1978, 1979
Webster, Mike	1979, 1980, 1981, 1982, 1983, 1984, 1985, 1986, 1988

1973

Thomas, J.T.	1977
--------------	------

TROY
POLAMALU

Steelers in the Pro Bowl (By Steelers' Draft Eligible Year)**1972**

Harris, Franco	1973, 1974, 1975, 1976, 1977*, 1978, 1979, 1980, 1981
----------------	---

1971

Brown, Larry	1983
Edwards, Glen	1976, 1977
Ham, Jack	1974*, 1975, 1976, 1977, 1978, 1979, 1980*, 1981
Wagner, Mike	1976, 1977
White, Dwight	1973, 1974

1970

Blount, Mel	1976, 1977, 1979, 1980, 1982
Bradshaw, Terry	1976*, 1979, 1980
Shanklin, Ron	1974*

1969

Greene, Joe	1970, 1971, 1972, 1973, 1974, 1975, 1976, 1977, 1979, 1980
Greenwood, L.C.	1974, 1975, 1976, 1977, 1979, 1980

1965

Jefferson, Roy	1969, 1970
----------------	------------

1964

McGee, Ben	1967, 1969
------------	------------

1963

Russell, Andy	1969, 1971, 1972, 1973, 1974, 1975, 1976
---------------	--

1962

Ballman, Gary	1965, 1966
---------------	------------

1961

Hoak, Dick	1968
Pottios, Myron	1962, 1964, 1965

1960

Keys, Brady	1967
-------------	------

1956

Krupa, Joe	1964
------------	------

1955

Reger, John	1960, 1961, 1962
Varrichione, Frank	1956, 1958, 1959, 1961

1954

Cameron, Paul	1955*
Lattner, Johnny	1955

1953


Johnson, John Henry	1963, 1964, 1965
Matuszak, Marv	1954
McClair, Jack	1958

1951

Butler, Jack	1956, 1957, 1958, 1959
Dodril, Dale	1954, 1955, 1956, 1958
Mathews, Ray	1953, 1956

1950

Chandois, Lynn	1953, 1954
Hughes, George	1952, 1954
Rogel, Fran	1957
Stautner, Ernie	1953, 1954, 1956, 1957, 1958, 1959, 1960, 1961, 1962

**DICK HOAK****1949**

Finks, Jim	1953
Geri, Joe	1951, 1952
Walsh, Bill	1951, 1952

1948

McPeak, Bill	1953, 1954, 1957
--------------	------------------

1947

Nickel, Elbie	1953, 1954, 1957
Shipkey, Jerry	1951, 1952, 1953

1942

Dudley, Bill	Dec. 1942
--------------	-----------

*Did not play

*2021 Pro Bowl was not played due to the COVID-19 pandemic

Steelers in the Pro Bowl (By Position)

C

Webster, Mike	1979, 1980, 1981, 1982, 1983, 1984, 1985, 1986, 1988
Pouncey, Maurkice	2011*, 2012*, 2013, 2015, 2017*, 2018, 2019, 2020, 2021*
Dawson, Dermontti	1993, 1994, 1995, 1996, 1997, 1998, 1999
Cherundolo, Chuck	Jan. 1942, Dec. 1942
Hartings, Jeff	2004, 2005
Walsh, Bill	1951, 1952
Nutter, Buzz	1963

CB

Blount, Mel	1976, 1977, 1979, 1980, 1982
Butler, Jack	1956, 1957, 1958, 1959
Derby, Dean	1960
Keys, Brady	1967
Thomas, Clendon	1964
Thomas, J.T.	1977
Cameron, Paul	1955*

DE

Greenwood, L.C.	1974, 1975, 1976, 1977, 1979, 1980
McPeak, Bill	1953, 1954, 1957
McGee, Ben	1967, 1969
Michaels, Lou	1963, 1964
White, Dwight	1973, 1974
Keisel, Brett	2011*
Smith, Aaron	2005

DT


Greene, Joe	1970, 1971, 1972, 1973, 1974, 1975, 1976, 1977, 1979, 1980
Stautner, Ernie	1953, 1954, 1956, 1957, 1958, 1959, 1960, 1961, 1962
Heyward, Cameron	2018, 2019, 2020, 2021*
Krupa, Joe	1964
Lipscomb, Gene	1963

FB

Johnson, John Henry	1963, 1964, 1965
Rogel, Fran	1957
Nix, Roosevelt	2018

G

Faneca, Alan	2002, 2003, 2004, 2005, 2006, 2007, 2008
DeCastro, David	2016, 2017, 2018, 2019*, 2020, 2021*
Gentry, Byron	1939, Jan. 1940
Hughes, George	1952, 1954
Nisby, John	1960, 1962
Haselrig, Carlton	1993
Love, Duval	1995
Sandusky, Mike	1961
Simington, Milt	Dec. 1942*
Van Dyke, Bruce	1974



HB

Mathews, Ray	1953, 1956
Tracy, Tom	1959, 1961
Condit, Merlyn	Dec. 1940
Dudley, Bill	Dec. 1942
Jones, Art	Jan. 1942
Lattner, Johnny	1955
Riffle, Dick	Jan. 1942

K

Anderson, Gary	1984, 1986, 1994
Gerela, Roy	1973, 1975
Boswell, Chris	2018
Clark, Mike	1967

CB/KR

Woodson, Rod	1990, 1991, 1992, 1993, 1994, 1995, 1997
--------------	--

LB

Lambert, Jack	1976, 1977, 1978, 1979, 1980, 1981, 1982, 1983, 1984
Ham, Jack	1974*, 1975, 1976, 1977, 1978, 1979, 1980*, 1981
Russell, Andy	1969, 1971, 1972, 1973, 1974, 1975, 1976
Harrison, James	2008, 2009, 2010, 2011*, 2012
Lloyd, Greg	1992, 1993, 1995, 1996
Dodril, Dale	1954, 1955, 1956, 1958
Gildon, Jason	2001, 2002, 2003
Merriweather, Mike	1985, 1986, 1987
Porter, Joey	2003, 2005, 2006
Pottios, Myron	1962, 1964, 1965
Reger, John	1960, 1961, 1962
Shipkey, Jerry	1951, 1952, 1953
Farrior, James	2005, 2009
Greene, Kevin	1995, 1996
Kirkland, Levon	1997, 1998
Shazier, Ryan	2017, 2018*
Watt, T.J.	2019, 2020, 2021*
Bell, Kendrell	2002
Brown, Chad	1997
Cole, Robin	1985
Little, David	1991
Matuszak, Marv	1954
Timmons, Lawrence	2015
Woodley, LaMarr	2010

Steelers in the Pro Bowl (By Position)

NT

Steed, Joel	1998
-------------	------

NT/DT

Hampton, Casey	2004, 2006, 2007, 2008, 2010
----------------	------------------------------

OT

Varrichione, Frank	1956, 1958, 1959, 1961
Bradshaw, Charlie	1964, 1965
Illikin, Tunch	1989, 1990
Villaneuva, Alejandro	2018, 2019
Brown, Larry	1983
Smith, Marvel	2005

P

Walden, Bobby	1970
---------------	------

QB

Roethlisberger, Ben	2008, 2012, 2015*, 2016*, 2017*, 2018
Bradshaw, Terry	1976*, 1979, 1980
Layne, Bobby	1959*, 1960
Finks, Jim	1953
Morrall, Earl	1958
O'Donnell, Neil	1993
Smith, Stu	1939
Stewart, Kordell	2002

RB

Harris, Franco	1973, 1974, 1975, 1976, 1977*, 1978, 1979, 1980, 1981
Bettis, Jerome	1997, 1998, 2002*, 2005
Bell, Le'Veon	2015, 2017*, 2018
Chandois, Lynn	1953, 1954
Foster, Barry	1993, 1994*
Geri, Joe	1951, 1952
Parker, Willie	2007, 2008*
Conner, James	2019
Hoak, Dick	1968
Jackson, Earnest	1987

S

Polamalu, Troy	2005, 2006, 2007, 2008*, 2009, 2011*, 2012*, 2014*
Shell, Donnie	1979, 1980, 1981, 1982, 1983
Lake, Carnell	1995, 1996, 1997, 1998
Edwards, Glen	1976, 1977
Wagner, Mike	1976, 1977
Clark, Ryan	2012
Fitzpatrick, Minkah	2020, 2021*
Woodson, Marv	1968

T

Woudenberg, John	Dec. 1942
------------------	-----------

TE

Nickel, Elbie	1953, 1954, 1957
Green, Eric	1994, 1995
Miller, Heath	2010, 2013*
Carpenter, Preston	1963
Coomer, Joe	Jan. 1942
McClair, Jack	1958

WR

Brown, Antonio	2012, 2014, 2015, 2016*, 2017*, 2018, 2019*
Ward, Hines	2002, 2003, 2004, 2005
Stallworth, John	1980, 1983, 1984, 1985
Swann, Lynn	1976, 1978, 1979
Ballman, Gary	1965, 1966
Dial, Buddy	1962, 1964*
Jefferson, Roy	1969, 1970
Lipps, Louis	1985, 1986
Thigpen, Yancey	1996, 1998
Orr, Jimmy	1960
Shanklin, Ron	1974*
Smith-Schuster, JuJu	2019
Wallace, Mike	2012

*Did not play

*2021 Pro Bowl was not played due to the COVID-19 pandemic



Consecutive Selections

Jack Lambert	9
Franco Harris	9
Joe Greene	8
Mike Webster	8
Jack Ham	8
Ernie Stautner	7
Dermonti Dawson	7
Alan Faneca	7
Rod Woodson	6
Antonio Brown	6
Andy Russell	6
David DeCastro	6
Troy Polamalu	5
Donnie Shell	5
Greg Lloyd	5
James Harrison	5
Maurkice Pouncey	5

Steelers in the Pro Bowl (By Steelers' Draft Round)

Round 1		
Greene, Joe	1970, 1971, 1972, 1973, 1974, 1975, 1976, 1977, 1979, 1980	
Harris, Franco	1973, 1974, 1975, 1976, 1977*, 1978, 1979, 1980, 1981	
Polamalu, Troy	2005, 2006, 2007, 2008*, 2009, 2011*, 2012*, 2014*	
Pouncey, Maurkice	2011*, 2012*, 2013, 2015, 2017*, 2018, 2019, 2020, 2021*	
Faneca, Alan	2002, 2003, 2004, 2005, 2006, 2007, 2008	
Woodson, Rod	1990, 1991, 1992, 1993, 1994, 1995, 1997	
Roethlisberger, Ben	2008, 2012, 2015*, 2016*, 2017*, 2018	
DeCastro, David	2016, 2017, 2018, 2019*, 2020, 2021*	
Hampton, Casey	2004, 2006, 2007, 2008, 2010	
Varrichione, Frank	1956, 1958, 1959, 1961	
Bradshaw, Terry	1976*, 1979, 1980	
Heyward, Cameron	2018, 2019, 2020, 2021*	
Swann, Lynn	1976, 1978, 1979	
Chandois, Lynn	1953, 1954	
Green, Eric	1994, 1995	
Lipps, Louis	1985, 1986	
Miller, Heath	2010, 2013*	
Shazier, Ryan	2017, 2018*	
Watt, T.J.	2019, 2020, 2020*	
Cole, Robin	1985	
Dudley, Bill	Dec. 1942	
Lattner, Johnny	1955	
Thomas, J.T.	1977	
Timmons, Lawrence	2015	
Woudenberg, John	Dec. 1942	
Round 2		
Lambert, Jack	1976, 1977, 1978, 1979, 1980, 1981, 1982, 1983, 1984	
Stautner, Ernie	1953, 1954, 1956, 1957, 1958, 1959, 1960, 1961, 1962	
Ham, Jack	1974*, 1975, 1976, 1977, 1978, 1979, 1980*, 1981	
Dawson, Dermontti	1993, 1994, 1995, 1996, 1997, 1998, 1999	
Lake, Carnell	1995, 1996, 1997, 1998	
Bell, Le'Veon	2015, 2017*, 2018	
Johnson, John Henry	1963, 1964, 1965	
Pottios, Myron	1962, 1964, 1965	
Jefferson, Roy	1969, 1970	
Kirkland, Levon	1997, 1998	
Bell, Kendrell	2002	
Brown, Chad	1997	
Krupa, Joe	1964	
Shanklin, Ron	1974*	
Smith, Marvel	2005	
Smith-Schuster, JuJu	2019	
Stewart, Kordell	2002	
Woodley, LaMarr	2010	

*Did not play

*2021 Pro Bowl was not played due to the COVID-19 pandemic

Round 3		
Blount, Mel	1976, 1977, 1979, 1980, 1982	
Ward, Hines	2002, 2003, 2004, 2005	
Gildon, Jason	2001, 2002, 2003	
Merriweather, Mike	1985, 1986, 1987	
Porter, Joey	2003, 2005, 2006	
Hughes, George	1952, 1954	
Walsh, Bill	1951, 1952	
Conner, James	2019	
Matuszak, Marv	1954	
O'Donnell, Neil	1993	
Steed, Joel	1998	
Wallace, Mike	2012	
Round 4		
Stallworth, John	1980, 1983, 1984, 1985	
Geri, Joe	1951, 1952	
McGee, Ben	1967, 1969	
White, Dwight	1973, 1974	
Smith, Aaron	2005	
Round 5		
Webster, Mike	1979, 1980, 1981, 1982, 1983, 1984, 1985, 1986, 1988	
Foster, Barry	1993, 1994*	
Brown, Larry	1983	
Round 6		
Brown, Antonio	2012, 2014, 2015, 2016*, 2017*, 2018, 2019*	
Lloyd, Greg	1992, 1993, 1994, 1995, 1996	
Dodril, Dale	1954, 1955, 1956, 1958	
Shipkey, Jerry	1951, 1952, 1953	
Ilkin, Tunch	1989, 1990	
Round 7		
Mathews, Ray	1953, 1956	
Hoak, Dick	1968	
Keisel, Brett	2011*	
Little, David	1991	
Round 8		
Ballman, Gary	1965, 1966	
Cameron, Paul	1955*	
Rogel, Fran	1957	
Round 10		
Greenwood, L.C.	1974, 1975, 1976, 1977, 1979, 1980	
Round 11		
Wagner, Mike	1976, 1977	
Round 12		
Finks, Jim	1953	
Haselrig, Carlton	1993	
Round 14		
Keys, Brady	1967	
Round 16		
Russell, Andy	1969, 1971, 1972, 1973, 1974, 1975, 1976	
McPeak, Bill	1953, 1954, 1957	

Round 17		
Nickel, Elbie	1953, 1954, 1957	
Round 26		
McClairn, Jack	1958	
UDFA		
Harrison, James	2008, 2009, 2010, 2011*, 2012	
Shell, Donnie	1979, 1980, 1981, 1982, 1983	
Butler, Jack	1956, 1957, 1958, 1959	
Reger, John	1960, 1961, 1962	
Edwards, Glen	1976, 1977	
Parker, Willie	2007, 2008*	
Villaneuva, Alejandro	2018, 2019	
Boswell, Chris	2018	
Clark, Mike	1967	
Smith, Stu	1939	
Gentry, Byron	1939, Jan. 1940	



Steelers All-Pro

2020

Fitzpatrick, Minkah, S	AP-1st SN-1st	FW-1st
Heyward, Cameron, DT	AP-2nd	
Watt, T.J., LB	AP-1st, SN-1st	FW-2nd

2019

Fitzpatrick, Minkah, S	AP-1st SN-1st	FW-1st
Heyward, Cameron, DT	AP-1st SN-1st	FW-1st
Johnson, Dontae, PR	AP-2nd	
Watt, T.J., LB	AP-1st, NS-1st	FW-1st AP-2nd

2018

Pouncey, Maurkice, C	AP-2nd	
-----------------------------	--------	--

2017

Bell, Le'Veon, RB	AP-1st, FW-1st	AP-2nd, SN-1st
Brown, Antonio, WR	AP-1st, PFF-1st	FW-1st, SN-1st
DeCastro, David, G	AP-1st, PFF-1st	FW-1st, SN-1st
Heyward, Cameron, DT	AP-1st	

2016

Bell, Le'Veon, RB	AP-2nd	
Brown, Antonio, WR	AP-1st, PFF-2nd	FW-1st, SN-1st
DeCastro, David, G	AP-2nd	

2015

Brown, Antonio, WR	AP-1st, PFF-1st	FW-1st, SN-1st
DeCastro, David, G	AP-1st	

2014

Bell, Le'Veon, RB	AP-1st, PFF-1st	FW-1st, SN-1st
Brown, Antonio, WR	AP-1st, PFF-1st	FW-1st, SN-1st
Pouncey, Maurkice, C	AP-1st	
Roethlisberger, Ben, QB	PFF-2nd	
Timmons, Lawrence, LB	AP-2nd	

2013

Brown, Antonio, WR	AP-2nd, PFF-1st	
---------------------------	-----------------	--

2012

Pouncey, Maurkice, C	AP-2nd, SN-1st	
-----------------------------	----------------	--

2011

Polamalu, Troy, S	AP-1st, PFF-1st	FW-1st, SN-1st
Pouncey, Maurkice, C	AP-1st	FW-1st

2010

Harrison, James, LB	AP-1st, PFF-1st	FW-1st, SN-1st
Polamalu, Troy, S	AP-1st, PFF-2nd	FW-1st, SN-1st
Pouncey, Maurkice, C	AP-2nd	
Timmons, Lawrence, LB	PFF-1st	

2009

Harrison, James, LB	AP-2nd, SN-2nd	
Logan, Stefan, Ret.	PFF-2nd	
Woodley, LaMarr, LB	PFF-1st	AP-2nd

2008

Farrior, James, LB	AP-2nd	
Harrison, James, LB	AP-1st, SN-1st	FW-1st
Polamalu, Troy, S	AP-1st, SN-1st	FW-1st

2007

Faneca, Alan, G	AP-1st	
Harrison, James, LB	AP-2nd	
Polamalu, Troy, S	AP-2nd	

2006

Faneca, Alan, G	AP-1st	FW-1st
------------------------	--------	--------

2005

Faneca, Alan, G	AP-1st, SN-1st	FW-1st
Polamalu, Troy, S	AP-1st, SN-1st	FW-1st
Porter, Joey, LB	AP-2nd	
Randle El, Antwaan, WR	FW-1st	

2004

Farrior, James, LB	AP-1st, SN-1st	FW-1st
Faneca, Alan, G	AP-1st, SN-1st	FW-1st
Hartings, Jeff, C	AP-1st	SN-1st
Polamalu, Troy, S	AP-2nd	
Porter, Joey, LB	AP-2nd	
Ward, Hines, WR	AP-2nd	

2003

Faneca, Alan, G	AP-2nd	
Ward, Hines, WR	AP-2nd	

2002

Faneca, Alan, G	AP-1st, SN-1st	FW-1st
Porter, Joey, LB	AP-1st, SN-1st	FW-1st
Ward, Hines, WR	AP-2nd	

2001

Bell, Kendrell, LB	AP-2nd	
Faneca, Alan, G	AP-1st, SN-1st	FW-1st
Gildon, Jason, LB	AP-1st	FW-1st
Hartings, Jeff, C	AP-2nd	

1998

Dawson, Dermontti, C	AP-1st, SN-1st	FW-1st
-----------------------------	----------------	--------

1997

Bettis, Jerome, RB	AP-2nd	
Dawson, Dermontti, C	AP-1st, SN-1st	FW-1st
Kirkland, Levon, LB	AP-1st, SN-1st	FW-1st
Lake, Camell, S	AP-1st, SN-1st	FW-1st
Thigpen, Yancy, WR	AP-2nd	

1996

Bettis, Jerome, RB	AP-1st	
Brown, Chad, LB	AP-1st, SN-1st	FW-1st
Dawson, Dermontti, C	AP-1st, SN-1st	FW-1st
Kirkland, Levon, LB	AP-2nd	

1995

Dawson, Dermontti, C	AP-1st, SN-1st	FW-1st
Lake, Camell, S	AP-2nd	
Lloyd, Greg, LB	AP-1st, SN-1st	FW-1st

1994

Dawson, Dermontti, C	AP-1st, SN-1st	FW-1st
Greene, Kevin, LB	AP-1st, SN-1st	FW-1st
Lake, Camell, S	AP-2nd	
Lloyd, Greg, LB	AP-1st, SN-1st	FW-1st
Woodson, Rod, CB/PR	AP-1st, SN-1st	FW-1st

1993

Dawson, Dermontti, C	AP-1st	
Lloyd, Greg, LB	AP-1st	FW-1st
Woodson, Rod, CB/PR	AP-1st, SN-1st	FW-1st

1992

Foster, Barry, RB	AP-1st, NEA-1st	FW-1st, SN-1st
Lake, Camell, S	NEA-2nd	
Woodson, Rod, CB/PR	AP-1st, NEA-1st	FW-1st, SN-1st

1991

Woodson, Rod, CB/PR	NEA-2nd	
----------------------------	---------	--

1990

Woodson, Rod, CB/PR	AP-1st, NEA-1st	FW-1st, PFW-1st, SN-1st
----------------------------	-----------------	-------------------------

1989

Woodson, Rod, CB/PR	AP-1st, PFW-1st	FW-1st, SN-1st
----------------------------	-----------------	----------------

1987

Woodson, Rod, CB/PR	NEA-1st	
----------------------------	---------	--

1985

Anderson, Gary, K	FW-1st	
Lipps, Louis, WR/PR	AP-2nd, NEA-1st	FW-1st
Merriweather, Mike, LB	NEA-2nd	

1984

Dunn, Gary, NT	NEA-2nd	
Lipps, Louis, WR/PR	AP-2nd, PFW-1st	FW-1st
Merriweather, Mike, LB	NEA-2nd, PFW-1st	
Stallworth, John, WR	NEA-2nd	
Webster, Mike, C	AP-2nd	

1983

Anderson, Gary, K	AP-1st	
Lambert, Jack, LB	AP-1st, NEA-1st	FW-1st, PFW-1st, SN-1st
Webster, Mike, C	AP-1st	SN-1st

1982

Lambert, Jack, LB	AP-1st, NEA-1st	FW-1st, PFW-1st
Shell, Donnie, SS	AP-1st	FW-1st
Webster, Mike, C	FW-1st	NEA-2nd, PFW-1st

Steelers All-Pro

1981

Blount, Mel, CB	AP-1st,	FW-1st
Lambert, Jack, LB	AP-1st,	FW-1st
	NEA-1st,	PFW-1st,
	SN-1st	
Shell, Donnie, SS	AP-2nd	
Webster, Mike, C	AP-1st,	FW-1st
	NEA-1st,	PFW-1st,

1980

Ham, Jack, LB	NEA-2nd	
Lambert, Jack, LB	AP-1st,	FW-1st
	NEA-1st,	PFW-1st
Shell, Donnie, S	AP-1st,	FW-1st
	NEA-1st,	SN-1st
Webster, Mike, C	AP-1st,	FW-1st
	NEA-1st,	PFW-1st,
	SN-1st	

1979

Blount, Mel, CB	AP-2nd,	NEA-2nd
Bradshaw, Terry, QB	NEA-2nd	
Greene, Joe, DT	FW-1st,	NEA-2nd
Ham, Jack, LB	AP-1st,	FW-1st
	NEA-1st,	PFW-1st
Harris, Franco, FB	NEA-2nd	
Kolb, Jon, OT	NEA-1st	
Lambert, Jack, LB	AP-1st,	NEA-1st
	PFW-1st	
Mullins, Gerry, G	NEA-2nd	
Shell, Donnie, SS	AP-1st,	NEA-1st
	PFW-1st	
Stallworth, John, WR	AP-1st,	FW-1st
	NEA-1st,	PFW-1st
Webster, Mike, C	AP-1st,	FW-1st
	NEA-1st,	PFW-1st

1978

Blount, Mel, CB	AP-2nd	
Bradshaw, Terry, QB	AP-1st,	FW-1st
	NEA-2nd,	PFW-1st
Ham, Jack, LB	AP-1st,	FW-1st
	NEA-1st,	PFW-1st
Harris, Franco, FB	NEA-2nd	
Lambert, Jack, LB	NEA-2nd	
Shell, Donnie, SS	NEA-2nd	
Swann, Lynn, WR	AP-1st,	FW-1st
	NEA-1st,	PFW-1st
Webster, Mike, C	AP-1st,	FW-1st
	NEA-1st,	PFW-1st

1977

Blount, Mel, CB	NEA-1st	
Greene, Joe, DT	AP-1st	
Ham, Jack, LB	AP-1st,	FW-1st
	NEA-1st,	PFW-1st
Harris, Franco, FB	AP-1st,	FW-1st
	NEA-1st,	PFW-1st
Swann, Lynn, WR	AP-2nd,	PFW-1st

1976

Mel Blount, CB	NEA-2nd,	PFW-1st
Glen Edwards, FS	AP-2nd,	NEA-2nd
Joe Greene, DT	AP-2nd	
Jack Ham, LB	AP-1st,	FW-1st
	NEA-1st,	PFW-1st
Franco Harris, FB	FW-2nd,	NEA-2nd
Jack Lambert, LB	AP-1st,	FW-1st
	NEA-1st,	PFW-1st
Mike Wagner, SS	AP-2nd	

1975

Blount, Mel, CB	AP-1st,	FW-1st
	NEA-1st,	PFW-1st
Greene, Joe, DT	AP-2nd,	FW-2nd
	NEA-2nd	
Greenwood, L.C., DE	AP-1st,	FW-1st
	NEA-1st,	PFW-1st
Ham, Jack, LB	AP-1st,	FW-1st
	NEA-1st,	PFW-1st
Harris, Franco, FB	AP-2nd,	FW-2nd
	NEA-2nd	
Lambert, Jack, MLB	AP-2nd,	FW-1st
	PFW-1st	
Russell, Andy, LB	FW-1st	
Swann, Lynn, WR	AP-2nd,	FW-1st
	NEA-2nd	
White, Dwight, DE	FW-2nd	

1974

Gerela, Roy, K	AP-2nd,	FW-2nd
	NEA-2nd	
Greene, Joe, DT	AP-1st,	FW-1st
	NEA-1st,	PFW-1st
Greenwood, L.C., DE	AP-1st,	FW-1st
	NEA-2nd,	PFW-1st
Ham, Jack, LB	AP-1st,	FW-1st
	NEA-1st,	PFW-1st
Holmes, Ernie, DT	NEA-2nd	

1973

Gerela, Roy, K	FW-2nd,	NEA-2nd
Greene, Joe, DT	AP-1st,	FW-1st
	NEA-1st,	PFW-1st
Ham, Jack, LB	FW-2nd,	NEA-2nd
Wagner, Mike, SS	PFW-1st	

1972

Gerela, Roy, K	AP-2nd,	FW-2nd
	NEA-2nd	
Greene, Joe, DT	AP-1st,	FW-1st
	NEA-1st,	PFW-1st
Ham, Jack, LB	FW-2nd	
Harris, Franco, RB	AP-2nd,	NEA-2nd
Russell, Andy, LB	AP-2nd,	FW-2nd
	NEA-2nd	
Van Dyke, Bruce, RG	FW-2nd	

1971

Greene, Joe, DT	FW-2nd,	NEA-2nd
------------------------	---------	---------

1970

Russell, Andy, LB	NEA-2nd	
--------------------------	---------	--

1969

Jefferson, Roy, SE	AP-1st,	NEA-1st
	NYDN-1st,	
UPI-1st		

1968

Jefferson, Roy, SE	AP-2nd,	NEA-2nd
	UPI-2nd	
Russell, Andy, LB	UPI-2nd	

1966

Thomas, Clendon, LS	NYDN-2nd	
----------------------------	----------	--

1964

Baker, John, DE	NYDN-2nd	
Bradshaw, Charlie, OT	NEA-2nd	
	NYDN-2nd,	
	UPI-2nd	

1963

Pottios, Myron, LB	AP-2nd,	NEA-1st
Thomas, Clendon, LS	AP-2nd	
	NYDN-2nd	
Bradshaw, Charlie, OT	AP-2nd	
	NYDN-2nd,	
	UPI-2nd	
Dial, Buddy, SE	UPI-2nd	

1962

Johnson, John Henry, FB	AP-2nd	
	NEA-2nd,	
	UPI-2nd	
Michaels, Lou, T	UPI-2nd	
Nutter, Buzz, C	NEA-2nd	
Sandusky, Mike, LG	UPI-2nd	
Thomas, Clendon, LS	UPI-2nd	

1961

Dial, Buddy, SE	NYDN-2nd	
Lipscomb, Gene, DT	NEA-1st	
Nisby, John, RG	NEA-2nd	
Reger, John, LB	NEA-2nd,	
	NYDN-2nd	
Sample, Johnny, KR/LCB/PR	NEA-2nd	
	NYDN-1st,	
	UPI-1st	

1960

Reger, John, RLB	NEA-2nd,	UPI-2nd
Stautner, Ernie, DT	NEA-2nd	
Tracy, Tom, HB	AP-2nd,	NEA-2nd
	NYDN-2nd	

1959

Butler, Jack, DH	AP-1st,	NYDN-1st
	UPI-1st	
Derby, Dean, DH	AP-2nd,	NYDN-1st
	UPI-1st	
Layne, Bobby, QB	AP-2nd	
Orr, Jimmy, RE	AP-2nd	
Reger, John, LB	AP-2nd,	NYDN-2nd
Stautner, Ernie, DE	NEA-1st	
	NYDN-2nd,	
	UPI-2nd	
Tarasovic, George, DE	UPI-2nd	
Varrichione, Frank, RT	NYDN-2nd	

1958


Butler, Jack, RS	AP-1st,	NEA-1st
	NYDN-1st,	
UPI-1st		
Layne, Bobby, QB	AP-2nd,	NEA-2nd
	NYDN-2nd,	
	UPI-2nd	
Orr, Jimmy, LE	AP-2nd,	UPI-2nd
Stautner, Ernie, DE	AP-1st,	NEA-2nd
	NYDN-2nd,	
	UPI-1st	
Varrichione, Frank, RT	NYDN-2nd	

1957

Butler, Jack, RS	AP-1st,	NEA-1st
	NYDN-1st,	
	UPI-1st	
Stautner, Ernie, DE	AP-2nd,	NYDN-2nd

Steelers All-Pro

1956		
Butler, Jack, RS	AP-2nd, NEA-2nd	
Dodrill, Dale, MG	NEA-2nd	
	NYDN-2nd, UPI-2nd	
Stautner, Ernie, DT	AP-2nd, NEA-1st	
	UPI-1st	
1955		
Dodrill, Dale, MG	AP-2nd, NEA-1st	
	NYDN-1st, SN-1st,	
	UPI-1st	
Stautner, Ernie, RG	NYDN-2nd, SN-1st	
1954		
Dodrill, Dale, MG	AP-1st, NYDN-2nd	
	UPI-2nd	
Stautner, Ernie, RG	AP-2nd, NYDN-2nd	
	UPI-2nd	
Walsh, Bill, C	AP-1st, NYDN-2nd	
	UPI-1st	
1953		
Dodrill, Dale, MG	UPI-1st	
McPeak, Bill, DE	UPI-2nd	
Stautner, Ernie, DT	NYDN-2nd, UPI-2nd	
1952		
Dodrill, Dale, MG	AP-2nd	
Mathews, Ray, LH	NYDN-2nd, UPI-2nd	
Shipkey, Jerry, LB	AP-1st, NYDN-1st	
	UPI-2nd	
Stautner, Ernie, DT	AP-2nd, UPI-2nd	
Walsh, Bill, C	UPI-1st	
1951		
Geri, Joe, TB	NYDN-2nd, UPI 2nd	
Shipkey, Jerry, LB	AP-1st, NYDN-2nd	
1949		
Hogan, Darrell, LB	INS-1st All-NFL/AAFC	
Walsh, Bill, C	NYDN-2nd	



1947		
Cherundolo, Chuck, C	UPI-2nd	
Clement, Johnny, TB	AP-2nd, PFI-2nd	
	UPI-2nd	
Jansante, Val, LE	NYDN-1st, UPI-2nd	
Mehelich, Charley, DE	CHA-1st	
Moore, Red, LG	UPI-1st	
1946		
Dudley, Bill, TB	CHA-1st All-NFL/AAFC	
	AP-2nd, PFI-1st	
	NYDN-1st, UPI-1st	
1942		
Cherundolo, Chuck, C	AP-2nd, INS-2nd	
	NFL-2nd, NYDN-2nd	
Dudley, Bill, TB	AP-1st, INS-1st	
	NFL-1st, NYDN-1st	
Simington, Milt, RG	NYDN-1st, INS-2nd	
1941		
Jones, Art, WB	AP-2nd	

1939		
Gentry, Byron, LG	INS-1st	
1938		
Basrak, Mike, C	INS-2nd	
Gentry, Byron, LG	UPI-1st	
White, Whizzer, TB	CEM-1st, FW-1st	
	INS-1st, NFL-2nd	
	NYDN-2nd, UPI-1st	
1937		
Basrak, Mike, C	UPI-1st, INS-2nd	
Gildea, Johnny, TB	INS-2nd	
Karcis, Bull, FB	NYDN-2nd	
1936		
Niccolai, Armand, RT	UPI-2nd	
Rado, George, LG	CEM-1st, CDN-2nd	
1935		
Niccolai, Armand, RT	UPI-2nd	
	GBPG-3rd	
1934		
Oehler, Cap, C	CDN-2nd	

NFL All-Pro Team History		
AP, Associated Press		1940-present
CEM, Collyer's Eye Magazine		1923-26
Collyer's Eye and The Baseball World Magazine;		1929-41
FW, Pro Football Writers of America		1938-40, 1966-present
(in conjunction with Pro Football Weekly from 1992-2012)		
GBPG, Green Bay Press-Gazette		1923-31, 1933-35
CHA, Chicago Herald-American		1939-41, 1943, 1945-48
INS, International News Service		1937-40, 1942-45, 1949
NEA, Newspaper Enterprise Association		1954-92
NFL, Official NFL Recognition		1931-42
PFW, Pro Football Weekly		1968-84, 1986-91
(FW selections, 1992-2012)		
SN, The Sporting News		1948, 1954-81, 1983-present
UPI, United Press International		1958-96

DARRELL HOGAN

Steelers First Team All-Pro (By Selections)



6

Jack Lambert, LB	1976, 1979, 1980 1981, 1982, 1983
Jack Ham, LB	1974, 1975, 1976 1977, 1978, 1979
Dermontti Dawson, C-G	1993, 1994, 1995 1996, 1997, 1998
Alan Faneca, G-T	2001, 2002, 2004 2005, 2006, 2007

5

Mike Webster, C-G	1978, 1979 1980, 1981, 1983
Rod Woodson, DB	1989, 1990 1992, 1993, 1994

4

Joe Greene, DT	1972, 1973 1974, 1977
Troy Polamalu, DB	2005, 2008 2010, 2011
Antonio Brown, WR	2014, 2015 2016, 2017

3

Donnie Shell, DB	1979, 1980, 1982
Greg Lloyd, LB	1993, 1994, 1995
Jack Butler, DB	1957, 1958, 1959

2

Maurkice Pouncey, C	2011, 2014
L.C. Greenwood, DE	1974, 1975
Mel Blount, DB	1975, 1981
James Harrison, ROLB	2008, 2010
David DeCastro, G	2015, 2017
Cameron Heyward, DE	2017, 2019
Jerry Shipkey, LB-FB-DB	1951, 1952
Le'Veon Bell, RB	2014, 2017
T.J. Watt, OLB	2019, 2020
Minkah Fitzpatrick, FS	2019, 2020

1

Franco Harris, RB	1977
Ernie Stautner, DT-DE-G	1958
Carnell Lake, DB	1997
Jerome Bettis, RB	1996
Dale Dodrill, MG-LB	1954
John Stallworth, WR	1979
Jason Gildon, LB	2001
Lynn Swann, WR	1978
Terry Bradshaw, QB	1978
Joey Porter, LB	2002
Roy Jefferson, WR-SE	1969
Byron Gentry, G	1938
Bill Walsh, C	1954
James Farrior, LB	2004
Barry Foster, RB	1992
Kevin Greene, LB-DE	1994
Levon Kirkland, LB	1997
Joe Geri, TB-HB	1950
Jeff Hartings, C-G	2004
Bill Dudley, HB-TB-QB	1942
Chad Brown, LB	1996
Whizzer White, TB-HB	1938
Mike Basrak, C	1937

Steelers Honors & Awards (2000-Present)

2000

RB **Jerome Bettis**

Steelers MVP, Pro Football Writers' "The Chief Award"

K **Kris Brown**

AFC Special Teams Player of the Week (Week 8)

LB **Jason Gildon**

AFC Defensive Player of the Week (Week 13), Selected to the Pro Bowl

LB **Joey Porter**

AFC Defensive Player of the Month (October)

C **Dermontti Dawson**

Ed Block Courage Award

FB **Dan Kreider**

Joe Greene Great Performance Award

CB **Hank Poteat**

Pro Football Weekly All-Rookie Team (Punt-Returner)

2001

HEAD COACH **Bill Cowher**

The Football News AFC Coach of the Year

ASSISTANT COACH **Mike Mularkey**

PFW/PFWA Assistant Coach of the Year

RB **Jerome Bettis**

Walter Payton NFL Man of the Year, AFC Offensive Player of the Month (October), Miller Lite Steelers Man of the Year, Selected to the Pro Bowl

OG **Alan Faneca**

Associated Press All-Pro First Team, Selected to the Pro Bowl

QB **Kordell Stewart**

Steelers MVP, PFW/PFWA Most Improved Player of the Year, AFC Offensive Player of the Week (Week 14), Miller Lite NFL Player of the Week (Week 14), AFC Offensive Player of the Month (December), Selected to the Pro Bowl

LB **Joey Porter**

AFC Defensive Player of the Week (Week 6)

LB **Kendrell Bell**NFL Defensive Rookie of the Year, NFL Defensive Rookie of the Month (October), NFL Defensive Rookie of the Month (November), Associated Press All-Pro Second Team, *Sporting News* Defensive Rookie of the Year, *The Football News* Defensive Rookie of the Year, PFW/PFWA Defensive Rookie of the Year, *Football Digest* Defensive Rookie of the Year, *Sports Illustrated* Rookie of the Year, PFW/PFWA All-Rookie Team, Joe Greene Great Performance Award, Selected to the Pro BowlLB **Jason Gildon**

Associated Press All-Pro First Team, AFC Defensive Player of the Week (Week 9), Selected to the Pro Bowl

WR **Troy Edwards**

AFC Special Teams Player of the Week (Week 11)

SS **Lee Flowers**

Pro Football Writers' "The Chief Award"

C **Jeff Hartings**

Associated Press All-Pro Second Team

WR **Hines Ward**

Selected to the Pro Bowl

2002

OG **Alan Faneca**Associated Press All-Pro First Team, *Pro Football Weekly* All-AFC, *Pro Football Weekly* All-NFL, *USA Today Sports Weekly* All-Pro, Selected to the Pro BowlLB **Jason Gildon**

AFC Defensive Player of the Month (December), Selected to the Pro Bowl

QB **Tommy Maddox**Associated Press Comeback Player of the Year, PFW/PFWA Comeback Player of the Year, *Football Digest* Most Improved PlayerLB **Joey Porter**Associated Press All-Pro First Team, Steelers co-MVP, AFC Defensive Player of the Week (Week 2), *Pro Football Weekly* All-AFC, *Pro Football Weekly* All-NFL, Selected to the Pro BowlWR **Antwaan Randle El***Pro Football Weekly* All-Rookie Team (Punt Returner), AFC Special Teams Player of the Week (Week 8), AFC Special Teams Player of the Week (Wild Card Week)PK **Jeff Reed**

AFC Special Teams Player of the Week (Week 13), AFC Special Teams Player of the Month (December)

OG **Kendall Simmons**Joe Greene Great Performance Award, *Pro Football Weekly* All-Rookie TeamWR **Hines Ward**Associated Press All-Pro Second Team, Steelers co-MVP, Pro Football Writers' "The Chief Award", *Pro Football Weekly* All-AFC, Selected to the Pro BowlCB **Dewayne Washington**

Steelers Walter Payton Man of the Year

2003

OG **Alan Faneca**

Associated Press All-Pro Second Team, Selected to the Pro Bowl

LB **Jason Gildon**

AFC Defensive Player of the Week (Week 10)

S **Mike Logan**

Pro Football Writers' "The Chief Award"

QB **Tommy Maddox**

AFC Offensive Player of the Week (Week 1)

S **Troy Polamalu**

Joe Greene Great Performance Award

WR **Antwaan Randle El**

AFC Special Teams Player of the Week (Week 8)

WR **Hines Ward**

Associated Press All-Pro Second Team, Steelers MVP, Selected to the Pro Bowl

CB **Dewayne Washington**

Steelers Walter Payton Man of the Year

NT **Casey Hampton**

Selected to the Pro Bowl

Steelers Honors & Awards (2000-Present)

2004

HEAD COACH Bill Cowher

The Sporting News Coach of the Year, *Football Digest* Coach of the Year

DEFENSIVE COORDINATOR Dick LeBeau

Pro Football Weekly Assistant Coach of the Year

RB Jerome Bettis

FedEx Ground Player of the Week (Week 9), AFC Offensive Player of the Week (Week 9), Levitra Play of the Week (10-yard TD pass to Jerame Tuman against the New York Jets in Week 14), *Pro Football Writers* "The Chief Award", Selected to the Pro Bowl

WR Plaxico Burress

Levitra Play of the Week (Four-yard touchdown reception against New England in Week 8)

OG Alan Faneca

Associated Press All-Pro First Team, *Pro Football Weekly* All-AFC, *Pro Football Weekly* All-NFL, Selected to the Pro Bowl

LB James Farrior

Associated Press All-Pro First Team, *Pro Football Weekly* All-NFL, *Pro Football Weekly* All-AFC, AFC Defensive Player of the Week (Week 6), Steelers MVP, Selected to the Pro Bowl

P Chris Gardocki

AFC Special Teams Player of the Week (Week 11), AFC Special Teams Player of the Week (Week 14)

LB James Harrison

Levitra Play of the Week (18-yard fumble return for a touchdown against Buffalo in Week 17)

C Jeff Hartings

Associated Press All-Pro First Team, *Pro Football Weekly* All-NFL, Selected to the Pro Bowl

S Troy Polamalu

Associated Press All-Pro Second Team, *Pro Football Weekly* All-AFC, Levitra Play of the Week (26-yard INT return for a TD against Cincinnati in Week 4), AFC Defensive Player of the Week (Week 10), Selected to the Pro Bowl

LB Joey Porter

Associated Press All-Pro Second Team, *Pro Football Weekly* All-AFC, AFC Defensive Player of the Week (Week 8), Selected to the Pro Bowl

K Jeff Reed

AFC Special Teams Player of the Week (Week 17), AFC Special Teams Player of the Month (Dec./Jan.)

QB Ben Roethlisberger

Associated Press Offensive Rookie of the Year, *Sports Illustrated* Rookie of the Year, *The Sporting News* Rookie of the Year, PFW/PFWA Offensive Rookie of the Year, *Football Digest* Offensive Rookie of the Year, PFW/PFWA All-Rookie Team, Pepsi Rookie of the Year, Pepsi NFL Rookie of the Week (Weeks 3-6, 8, 9, 11, 13 & 16), AFC Offensive Player of the Week (Week 6), NFL Rookie of the Month (October), Joe Greene Great Performance Award

RB Duce Staley

Steelers Walter Payton Man of the Year

DE Kimo von Oelhoffen

Levitra Play of the Week (21-yard fumble recovery vs. Dallas in Week 6)

WR Hines Ward

Associated Press All-Pro Second Team, AFC Player of the Month (September), Selected to the Pro Bowl

DE Aaron Smith

Selected to the Pro Bowl

OT Marvel Smith

Selected to the Pro Bowl



2005

HEAD COACH Bill Cowher

Sunday ESPN NFL Primetime Game Ball (Week 7)

RB Jerome Bettis

FedEx Ground Player of the Week (Week 14), AFC Offensive Player of the Week (Week 14), Sunday ESPN NFL Primetime Game Ball (Week 14)

OG Alan Faneca

Associated Press All-Pro First Team, *Pro Football Weekly* All-NFL Team, *Pro Football Writers* "The Chief Award", Selected to the Pro Bowl

NT Casey Hampton

Co-Steelers MVP, Selected to the Pro Bowl

S Chris Hope

USA Today All-Joe Team

FB Dan Kreider

USA Today All-Joe Team

TE Heath Miller

AFC Offensive Rookie of the Month (October), AFC Offensive Rookie of the Week (Week 8), Diet Pepsi NFL Rookie of the Week (Week 8), PFW/PFWA All-Rookie Team, Joe Greene Great Performance Award

RB Willie Parker

AFC Offensive Player of the Week (Week 1), FedEx Ground Player of the Week (Week 1)

S Troy Polamalu

Associated Press All-Pro Second Team, *Pro Football Weekly* All-NFL Team, Selected to the Pro Bowl

LB Joey Porter

Associated Press All-Pro Second Team, AFC Defensive Player of the Week (Week 16), Selected to the Pro Bowl

WR/PR Antwaan Randle El

Pro Football Weekly All-NFL Team (Punt Returner), *USA Today* All-Joe Team, Steelers Walter Payton Man of the Year

QB Ben Roethlisberger

Sunday ESPN NFL Primetime Game Ball (Wild Card Week), Sunday ESPN NFL Primetime Game Ball (Divisional Playoffs), Sunday ESPN NFL Primetime Game Ball (AFC Championship Week)

WR Hines Ward

Super Bowl XL MVP, Co-Steelers MVP, AFC Offensive Player of the Week (Week 10)

C Jeff Hartings

Selected to the Pro Bowl

Steelers Honors & Awards (2000-Present)

2006

QB Charlie Batch

Steelers Walter Payton Man of the Year

OG Alan FanecaAssociated Press All-Pro First Team, *Pro Football Weekly* All-NFL team, *Pro Football Weekly* All-AFC team, *USA Today Sports Weekly* All-Pro, Selected to the Pro Bowl**WR Santonio Holmes**

Joe Greene Great Performance Award, Diet Pepsi NFL Rookie of the Week (Week 6), Diet Pepsi NFL Rookie of the Week (Week 11)

DE Brett Keisel

Co-recipient of the Pro Football Writers' "The Chief Award"

RB Willie Parker

Steelers MVP, AFC Offensive Player of the Week (Week 10), Selected to the Pro Bowl

S Troy Polamalu

AFC Defensive Player of the Week (Week 6), Selected to the Pro Bowl

CB Deshaea Townsend

Co-recipient of the Pro Football Writers' "The Chief Award"

NT Casey Hampton

Selected to the Pro Bowl

2007

HEAD COACH Mike Tomlin

Motorola Coach of the Week (Week 1), Motorola Coach of the Week (Week 3)

OG Alan Faneca

Associated Press All-Pro First Team, Pro Football Writers' "The Chief Award", PFW/PFWA All-AFC, Selected to the Pro Bowl

LB James Harrison

Steelers MVP, GMC Defensive Player of the Week (Week 9), AFC Defensive Player of the Month (November), Associated Press All-Pro Second Team, PFW/PFWA All-AFC, Selected to the Pro Bowl

RB Willie Parker

FedEx Ground Player of the Week (Week 8), PFW/PFWA All-AFC, Selected to the Pro Bowl

S Troy Polamalu

Associated Press All-Pro Second Team, Selected to the Pro Bowl

QB Ben Roethlisberger

FedEx Air Player of the Week (Week 9), FedEx Air Player of the Week (Week 16), AFC Offensive Player of the Week (Week 10), AFC Offensive Player of the Week (Week 16), Selected to the Pro Bowl

P Daniel Sepulveda

Joe Greene Great Performance Award, PFW/PFWA All-Rookie Team

CB Ike Taylor

AFC Defensive Player of the Week (Week 5), GMC Defensive Player of the Week (Week 5)

WR Hines Ward

Steelers Walter Payton Man of the Year

NT Casey Hampton

Selected to the Pro Bowl

2008

HEAD COACH Mike Tomlin

Motorola Coach of the Week (Week 5), Motorola Coach of the Week (Week 9), Motorola Coach of the Week (Week 13), Motorola Coach of the Year

DEFENSIVE COORDINATOR Dick LeBeau*Pro Football Weekly* Assistant Coach of the Year, *USA Today* All-Joe Team Defensive Coordinator**ASSISTANT COACH Keith Butler***Pro Football Weekly* Linebackers Coach of the Year**LB Patrick Bailey**

Joe Greene Great Performance Award

S Tyrone Carter

AFC Defensive Player of the Week (Week 17), GMC Sierra Defensive Player of the Week (Week 17)

S Ryan ClarkEd Block Courage Award, Pro Football Writers' "The Chief Award", *USA Today* All-Joe Team**LB James Farrior**

Associated Press All-Pro Second Team, Selected to the Pro Bowl

LB Larry Foote*USA Today* All-Joe Team**LB James Harrison**Steelers MVP Associated Press Defensive Player of the Year, Associated Press All-Pro First Team, PFW/PFWA Defensive Player of the Year, PFW/PFWA All-NFL, PFW/PFWA All-AFC, *The Sporting News* All-Pro, *Sports Illustrated* All-Pro, NFL Alumni Linebacker of the Year, GMC Sierra Defensive Player of the Year, AFC Defensive Player of the Week (Week 11), GMC Sierra Defensive Player of the Week (Week 11), GMC Sierra Defensive Player of the Week (Week 13), Selected to the Pro Bowl**C Justin Hartwig***USA Today* All-Joe Team**WR Santonio Holmes**

Super Bowl XLIII MVP

TE Heath Miller*USA Today* All-Joe Team**RB Willie Parker**

AFC Offensive Player of the Week (Week 1)

S Troy PolamaluAssociated Press All-Pro First Team, AFC Defensive Player of the Week (Week 2), GMC Sierra Defensive Player of the Week (Week 2), *Pro Football Weekly* Midseason All-Pro Team, PFW/PFWA All-NFL, PFW/PFWA All-AFC, *The Sporting News* All-Pro, *Sports Illustrated* All-Pro, Selected to the Pro Bowl**K Jeff Reed**

AFC Special Teams Player of the Week (Week 4)

QB Ben Roethlisberger

AFC Offensive Player of the Week (Week 5), FedEx Air Player of the Week (Week 5)

DE Aaron SmithAFC Defensive Player of the Week (Week 15), *USA Today* All-Joe Team**CB Deshaea Townsend**

GMC Sierra Defensive Player of the Week (Week 14)

WR Hines Ward

Steelers Walter Payton Man of the Year

LB LaMarr Woodley

GMC Sierra Defensive Player of the Week (Week 1), GMC Sierra Defensive Player of the Week (Week 7)

Steelers Honors & Awards (2000-Present)

2009

S Tyrone Carter

AFC Defensive Player of the Week (Week 9)

LB James Farrior

Pro Football Writers' "The Chief Award"

LB James HarrisonAFC Defensive Player of the Week (Week 5), AFC Defensive Player of the Month (October), *Pro Football Weekly's* Mid-Season All-Pro Team, Selected to the Pro Bowl**RB Rashard Mendenhall**

AFC Offensive Player of the Week (Week 4)

K Jeff Reed

AFC Special Teams Player of the Week (Week 1)

QB Ben Roethlisberger

Steelers MVP, AFC Offensive Player of the Week (Week 15)

WR Mike Wallace

Joe Greene Great Performance Award, Pepsi NFL Rookie of the Week (Week 9), Pepsi NFL Rookie of the Week (Week 15)

OT Max Starks

Steelers Walter Payton Man of the Year

WR Hines Ward

Ed Block Courage Award

LB LaMarr Woodley

AFC Defensive Player of the Week (Week 16), Selected to the Pro Bowl

NT Casey Hampton

Selected to the Pro Bowl

TE Heath Miller

Selected to the Pro Bowl

2010

S Troy PolamaluSteelers MVP, *Pro Football Weekly's* Midseason All-Pro Team, AFC Defensive Player of the Week (Week 13), AFC Defensive Player of the Week (Week 14), Steelers MVP and Walter Payton Man of the Year, *Sporting News's* All-Pro Defense, NFL 101 AFC Defensive Player of the Year, Associated Press All-Pro First Team, AP NFL Defensive Player of the Year, *Sports Illustrated* All-Pro, Selected to the Pro Bowl**LB James Harrison**AFC Defensive Player of the Week (Week 2), *Pro Football Weekly's* Midseason All-Pro Team, *Sporting News's* All-Pro Defense, Associated Press All-Pro First Team, PFW/PFWA All-NFL Team, Selected to the Pro Bowl**C Maurkice Pouncey***Pro Football Weekly's* Midseason All-Pro Team, Joe Greene Great Performance Award, *Sporting News's* All-Rookie Team, PFW/PFWA All-Rookie, Selected to the Pro Bowl**QB Ben Roethlisberger**

Pro Football Writers' "The Chief Award", AFC Offensive Player of the Week (Week 17)

LB Lawrence TimmonsAFC Defensive Player of the Week (Week 6), *Pro Football Weekly's* Midseason All-Pro Team, *Sports Illustrated* All-Pro**WR Emmanuel Sanders**

AFC Special Teams Player of the Week (Week 7)

DE Brett Keisel

Selected to the Pro Bowl

2011

WR Antonio Brown

AFC Special Teams Player of the Week (Week 12), Steelers MVP, Selected to the Pro Bowl

LB James Farrior

Pro Football Writers' "The Chief Award"

OT Marcus Gilbert

Joe Greene Great Performance Award

DE Brett Keisel

Steelers Walter Payton Man of the Year

RB Rashard Mendenhall

AFC Offensive Player of the Week (Week 6)

TE Heath Miller

USA Football's All-Fundamentals Team

S Troy Polamalu*Pro Football Weekly's* Midseason All-Pro Team, AFC Defensive Player of the Week (Week 17), Associated Press All-Pro First Team, *Pro Football Weekly/Professional Football Writers of America's* All-NFL Team, Selected to the Pro Bowl**C Maurkice Pouncey**Associated Press All-Pro First Team, *Pro Football Weekly/Professional Football Writers of America's* All-NFL Team, Selected to the Pro Bowl**QB Ben Roethlisberger**

AFC Offensive Player of the Week (Week 5), AFC Offensive Player of the Week (Week 8), FedEx Air & Ground Player of the Week (Week 8), Selected to the Pro Bowl

LB LaMarr WoodleyAFC Defensive Player of the Month (October), *Pro Football Weekly's* Midseason All-Pro Team**S Ryan Clark**

Selected to the Pro Bowl

LB James Harrison

Selected to the Pro Bowl

WR Mike Wallace

Selected to the Pro Bowl

2012

G Willie Colon

Ed Block Courage Award

K Shaun Suisham

AFC Special Teams Player of the Week (Week 5), AFC Special Teams Player of the Week (Week 13)

S Ryan Clark

Steelers Walter Payton Man of the Year

TE Heath Miller

Steelers MVP, Selected to the Pro Bowl

CB Ike Taylor

AFC Defensive Player of the Week (Week 9 at Giants)

C Maurkice Pouncey2012 USA Football's All-Fundamentals Team, Associated Press All-Pro Second Team, *Sporting News* All-Pro, Selected to the Pro Bowl**NT Casey Hampton**

Pro Football Writers' "The Chief Award"

OT Mike Adams

Joe Greene Great Performance Award

LS Greg Warren

2012 USA Football's All-Fundamentals Team

LB Lawrence Timmons*Sports Illustrated* All-Pro**QB Charlie Batch**

Byron "Whizzer" White Award (NFLPA)

Steelers Honors & Awards (2000-Present)

2013

QB Ben Roethlisberger

AFC Offensive Player of the Week (Week 11), FedEx Air Player of the Week (Week 11), AFC Offensive Player of the Month (November), Steelers Walter Payton Man of the Year

K Shaun Suisham

AFC Special Teams Player of the Week (Week 7)

TE Heath Miller

Ed Block Courage Award

S Troy Polamalu

AFC Defensive Player of the Week (Week 12), Selected to the Pro Bowl

RB Le'Veon Bell

Joe Greene Great Performance Award, Pepsi Next NFL Rookie of the Week (Week 16)

CB Ike Taylor

Pro Football Writers' "The Chief Award"

WR Antonio Brown

Steelers MVP 2014, Associated Press All-Pro Second Team, PFWA All-AFC Team, Selected to the Pro Bowl

WR Jericho Cotchery

USA Today All-Joe Team

2014

QB Ben Roethlisberger

AFC Offensive Player of the Week (Week 8), AFC Offensive Player of the Week (Week 9), FedEx Air Player of the Week (Week 9), Selected to the Pro Bowl, Selected to the Pro Bowl

RB Le'Veon Bell

FedEx Ground Player of the Week (Week 3), FedEx Ground Player of the Week (Week 11), AFC Offensive Player of the Week (Week 14), Steelers MVP, Associated Press All-Pro First Team, PFWA All-NFL Team, PFWA All-AFC Team, PFWA Most Improved Player of the Year, NFL 101 AFC Co-Offensive Player of the Year, FedEx Ground Player of the Year, NFL.com Fantasy Player of the Year, ESPN.com AFC North Most Valuable Player, Selected to the Pro Bowl

WR Antonio Brown

Special Teams Player of the Week (Week 17), Offensive Player of the Month (December), Associated Press All-Pro First Team, PFWA All-NFL Team, PFWA All-AFC Team, NFL 101 AFC Co-Offensive Player of the Year, ESPN.com AFC North Offensive Player of the Year, Dapper Dan Sportsman of the Year, Selected to the Pro Bowl

C Maurkice Pouncey

Associated Press All-Pro First Team, Selected to the Pro Bowl

DT Cameron Heyward

Pro Football Writers' "The Chief Award"

WR Martavis Bryant

Joe Greene Great Performance Award

CB William Gay

Steelers Walter Payton Man of the Year

LB Sean Spence

Ed Block Courage Award

LB Lawrence Timmons

Associated Press All-Pro Second Team, Selected to the Pro Bowl

2015

QB Ben Roethlisberger

AFC Offensive Player of the Week (Week 2), AFC Offensive Player of the Week (Week 10), FedEx Air Player of the Week (Week 10), FedEx Air Player of the Week (Week 13), FedEx Air Player of the Week (Week 15), Selected to the Pro Bowl

WR Antonio Brown

Castrol Edge Clutch Performer of the Week (Week 9), AFC Special Teams Player of the Week (Week 13), AFC Offensive Player of the Month (November), AFC Offensive Player of the Week (Week 15), Castrol Edge Clutch Performer of the Week (Week 15), AFC Offensive Player of the Month (December/January), Associated Press All-Pro First Team, *Sporting News* All-Pro, All-NFL Team and All-AFC Team, NFL.com Fantasy Player of the Year, Courtyard's Greatness on the Road Award, Selected to the Pro Bowl

G David DeCastro

Associated Press All-Pro First Team, All-AFC Team, Selected to the Pro Bowl

RB DeAngelo Williams

FedEx Ground Player of the Week (Week 9), FedEx Ground Player of the Week (Week 13)

DT**Cameron Heyward**

Steelers Walter Payton Man of the Year

G Ramon Foster

Pro Football Writers' "The Chief Award"

CB William Gay

Ed Block Courage Award

K Chris Boswell

AFC Special Teams Player of the Week (Week 6), AFC Special Teams Player of the Month (December/January)

LB Bud Dupree

Joe Greene Great Performance Award, Gil Brandt's NFL All-Rookie Team

2016

RB Le'Veon Bell

Associated Press All-Pro Second-Team, PFWA All-AFC Team, Steelers' MVP, AFC Offensive Player of the Month (December/January), AFC Offensive Player of the Week (Week 14), FedEx Ground Player of the Week (Week 14), Courtyard's Greatness on the Road™ Award, Selected to the Pro Bowl

WR Antonio Brown

Associated Press All-Pro First-Team, PFWA All-NFL Team, PFWA All-AFC Team, *Sporting News* All-Pro, Castrol Edge Clutch Performer of the Week (Week 16), Selected to the Pro Bowl

G David DeCastro

Associated Press All-Pro Second-Team, Selected to the Pro Bowl

RB DeAngelo Williams

AFC Offensive Player of the Week (Week 1), FedEx Ground Player of the Week (Week 1)

QB Ben Roethlisberger

AFC Offensive Player of the Week (Week 4), FedEx Air Player of the Week (Week 5), Selected to the Pro Bowl

DE Stephen Tuitt

AFC Defensive Player of the Week (Week 11)

LB Ryan Shazier

Selected as a Pro Bowl Alternate

C Maurkice Pouncey

Ed Block Courage Award, Selected to the Pro Bowl

LB Arthur Moats

Pro Football Writers' "The Chief Award"

S Sean Davis

Joe Greene Great Performance Award, Gil Brandt's NFL All-Rookie Team

Steelers Honors & Awards (2000-Present)

2017

QB Ben Roethlisberger

AFC Offensive Player of the Week (Week 14), FedEx Air Player of the Week (Week 14), Selected to the Pro Bowl

RB Le'Veon Bell

FedEx Ground Player of the Week (Week 4), AFC Offensive Player of the Week (Week 6), AFC Offensive Player of the Month (December), Associated Press All-Pro First-Team (Flex), Associated Press All-Pro Second-Team (RB), PFWA All-NFL and All-AFC Team, Selected to the Pro Bowl

WR Antonio Brown

AFC Offensive Player of the Week (Week 11), Catrol Edge Clutch Performer of the Week (Week 12), Steelers MVP Associated Press All-Pro First-Team, PFWA All-NFL and All-AFC Team, Selected to the Pro Bowl

G David DeCastro

Pro Football Writers "The Chief Award", Associated Press All-Pro First-Team, PFWA All-NFL and All-AFC Team, Selected to the Pro Bowl

C Maurkice Pouncey

PFWA All-AFC Team, Selected to the Pro Bowl

T Alejandro Villanueva

PFWA All-AFC Team, Selected to the Pro Bowl

FB Roosevelt Nix

Selected as a Pro Bowl Alternate

WR JuJu Smith-Schuster

Joe Green Great Performance Award, AFC Offensive Player of the Week (Week 8), AFC Special Teams Player of the Week (Week 17), PFWA All-Rookie Team

DT Cameron Heyward

AFC Defensive Player of the Week (Week 4), AFC Defensive Player of the Week (Week 12), Associated Press All-Pro First-Team, Selected as a Pro Bowl Alternate

LB Ryan Shazier

PFWA All-AFC Team, Selected to the Pro Bowl

CB Artie Burns

Ed Block Courage Award

CB Mike Hilton

AFC Defensive Player of the Week (Week 16)

LB T.J. Watt

PFWA All-Rookie Team

K Chris Boswell

AFC Special Teams Player of the Week (Week 13), Selected to the Pro Bowl

2018

WR Antonio Brown

Pro Bowl Selection

RB James Conner

Pro Bowl Selection, FedEx Ground NFL Player of the Week (Week 1), AFC Offensive Player of the Week (Week 8), AFC Offensive Player of the Month (October), FedEx Ground NFL Player of the Week (Week 8)

G David DeCastro

Pro Bowl Selection

S Terrell Edmunds

Joe Greene Great Performance Award

CB Joe Haden

Pro Football Writers' "The Chief Award", AFC Defensive Player of the Week (Week 15)

DT Cameron Heyward

Pro Bowl Selection

C Maurkice Pouncey

Pro Bowl Selection, Associated Press All-Pro Second Team, PFWA All-AFC Team

QB Ben Roethlisberger

AFC Offensive Player of the Week (Week 3), AFC Offensive Player of the Week (Week 10)

RB Jaylen Samuels

Pepsi Rookie of the Week (Week 15)

LB Ryan Shazier

Ed Block Courage Award

WR JuJu Smith-Schuster

Steelers' MVP, Selected as a Pro Bowl alternate

OT Alejandro Villanueva

Pro Bowl Selection

LB T.J. Watt

AFC Defensive Player of the Week (Week 1), AFC Defensive Player of the Week (Week 5), Selected as a Pro Bowl alternate

2019

LB Devin Bush

AFC Defensive Player of the Week (Week 6), PFWA All-Rookie Team, Joe Greene Great Performance Award

RB James Conner

Ed Block Courage Award, Art Rooney Sportsmanship Award Nominee, AFC Offensive Player of the Week (Week 8)

G David DeCastro

Salute to Service Award Nominee, Selected to the Pro-Bowl

LB Bud Dupree

AFC Defensive Player of the Week (Week 9)

S Minkah Fitzpatrick

Selected to the Pro-Bowl, Associated Press First Team All-Pro, Sporting News All-Pro, PFWA All-NFL Team, PFWA All-AFC Team

CB Joe Haden

Selected as a Pro Bowl Alternate

DT Cameron Heyward

Dapper Dan Sportsman of the Year, PFWA "The Chief Award", Selected to the Pro-Bowl, Associated Press First Team All-Pro, Sporting News All-Pro, PFWA All-NFL Team, PFWA All-AFC Team

WR Diontae Johnson

AFC Special Teams Player of the Week (Week 14), Associated Press Second Team All-Pro, PFWA All-AFC Team

C Maurkice Pouncey

Selected to the Pro-Bowl, Walter Payton Man of the Year Nominee

LB T.J. Watt

Steelers' MVP, Selected to the Pro-Bowl, AFC Defensive Player of the Month (November), Associated Press First Team All-Pro, Sporting News All-Pro, PFWA All-NFL Team, PFWA All-AFC Team



MINKAH
FITZPATRICK

Steelers Honors & Awards (2000-Present)

2020

WR **Chase Claypool**

Joe Greene Great Performance Award, AFC Offensive Player of the Week (Week 5), PFWA All-Rookie Team

G **David DeCastro**

Selected to the Pro-Bowl

S **Minkah Fitzpatrick**

Selected to the Pro-Bowl, Associated Press First Team All-Pro, Sporting News All-Pro, PFWA All-NFL Team, PFWA All-AFC Team

DT **Cam Heyward**

Art Rooney Sportmanship Award Nominee, Selected to the Pro-Bowl, Associated Press Second Team All-Pro, Sporting News All-Pro, PFWA All-NFL Team, PFWA All-AFC Team

TE **Vance McDonald**

Selected to the Pro-Bowl, Walter Payton Man of the Year Nominee

C **Maurkice Pouncey**

Selected to the Pro-Bowl

QB **Ben Roethlisberger**

PFWA "The Chief Award"

DE **Stephon Tuitt**

Ed Block Courage Award

LB **T.J. Watt**

Steelers' MVP, Selected to the Pro-Bowl, AFC Defensive Player of the Week (Week 2), AFC Defensive Player of the Month (September), AFC Defensive Player of the Month (November), Deacon Jones Award, 101 Awards AFC Defensive Player of the Year, Associated Press First Team All-Pro, Sporting News All-Pro, PFWA All-NFL Team, PFWA All-AFC Team

Steelers Honors & Awards (2000-Present)



"THE CHIEF AWARD"

1988	Dan Rooney	2005	Alan Faneca
1989	Dwayne Woodruff	2006	Brett Keisel
1990	Merril Hoge		Deshea Townsend
1991	Gerald Williams	2007	Alan Faneca
1992	Tunch Ilkin	2008	Ryan Clark
1993	D.J. Johnson	2009	James Farrior
1994	Rod Woodson	2010	Ben Roethlisberger
1995	Levon Kirkland	2011	James Farrior
1996	Chad Brown	2012	Casey Hampton
1997	Darren Perry	2013	Ike Taylor
1998	Jerome Bettis	2014	Cameron Heyward
1999	Lee Flowers	2015	Ramon Foster
2000	Jerome Bettis	2016	Arthur Moats
	Deshea Townsend	2017	David DeCastro
2001	Lee Flowers	2018	Joe Haden
2002	Hines Ward	2019	Cameron Heyward
2003	Mike Logan	2020	Ben Roethlisberger
2004	Jerome Bettis		

"JOE GREENE GREAT PERFORMANCE AWARD"

1984	WR	Louis Lipps	2003	S	Troy Polamalu
1985	P	Harry Newsome	2004	QB Ben Roethlisberger	
1986	LB	Anthony Henton	2005	TE	Heath Miller
1987	CB	Delton Hall	2006	WR	Santonio Holmes
1988	RB	Warren Williams	2007	P	Daniel Sepulveda
1989	SS	Carnell Lake	2008	LB	Patrick Bailey
1990	TE	Eric Green	2009	WR	Mike Wallace
1991	TE	Adrian Cooper	2010	C	Maurkice Pouncey
1992	FS	Darren Perry	2011	OT	Marcus Gilbert
1993	LB	Chad Brown	2012	OT	Mike Adams
1994	RB	Bam Morris	2013	RB	Le'Veon Bell
1995	QB	Kordell Stewart	2014	WR	Martavis Bryant
1996	FB	Jon Witman	2015	LB	Bud Dupree
1998	OG	Alan Faneca	2016	S	Sean Davis
1999	WR	Troy Edwards	2017	WR JuJu Smith-Schuster	
2000	FB	Dan Kreider	2018	S Terrell Edmunds	
2001	LB	Kendrell Bell	2019	LB Devin Bush	
2002	OG	Kendall Simmons	2020	WR Chase Claypool	

STEELERS MVPs

1969	WR	Roy Jefferson
1970	DT	Joe Greene
1971	LB	Andy Russell
1972	RB	Franco Harris
1973	WR	Ron Shanklin
1974	S	Glen Edwards
1975	CB	Mel Blount
1976	LB	Jack Lambert
1977	QB	Terry Bradshaw
1978	QB	Terry Bradshaw
1979	WR	John Stallworth
1980	SS	Donnie Shell
1981	LB	Jack Lambert
1982	CB	Dwayne Woodruff
1983	PK	Gary Anderson
1984	WR	John Stallworth
1985	WR	Louis Lipps
1986	LB	Bryan Hinkle
1987	LB	Mike Merriweather
1988	LB	David Little
	CB	Rod Woodson
1989	WR	Louis Lipps
1990	CB	Rod Woodson
1991	LB	Greg Lloyd
1992	RB	Barry Foster
1993	CB	Rod Woodson
1994	LB	Greg Lloyd
1995	QB	Neil O'Donnell
1996	RB	Jerome Bettis
1997	RB	Jerome Bettis
1998	LB	Levon Kirkland
1999	LB	Levon Kirkland
2000	RB	Jerome Bettis
2001	QB	Kordell Stewart
2002	LB	Joey Porter
	WR	Hines Ward
2003	WR	Hines Ward
2004	LB	James Farrior
2005	NT	Casey Hampton
	WR	Hines Ward
2006	RB	Willie Parker
2007	LB	James Harrison
2008	LB	James Harrison
2009	QB	Ben Roethlisberger
2010	S	Troy Polamalu
2011	WR	Antonio Brown
2012	TE	Heath Miller
2013	WR	Antonio Brown
2014	RB	Le'Veon Bell
2015	WR	Antonio Brown
2016	RB	Le'Veon Bell
2017	WR	Antonio Brown
2018	WR	JuJu Smith-Schuster
2019	LB	T.J. Watt
2020	LB	T.J. Watt

Current players in *bold*.


Steelers All-Time Roster

A

Adeniyi, Oluosunkanmi [LB], Toledo	2018-20
Abercrombie, Walter [RB], Baylor	1982-87
Adamchik, Ed [T], Pitt	1967
Adams, Bob [TE], Pacific	1969-71
Adams, Flozell [OT], Michigan State	2010
Adams, Mike [OT], Ohio State	2012-15
Adams, Mike [WR], Texas	1997
Adams, Paul [C], Morehead Teachers	1947
Agajanian, Ben [K], New Mexico	1945
Alban, Dick [E], Northwestern	1956-59
Alberghini, Tom [G], Holy Cross	1945
Albrecht, Art [C/OT], Wisconsin	1942
Alderton, John [E], Maryland	1953
Alexander, Brent [S], Tennessee State	2000-03
Allen, Brian [CB], Utah	2017-18
Allen, Chuck [LB], Washington	1970-71
Allen, Cortez [CB], The Citadel	2011-15
Allen, Dwane [LB], Santa Ana	1965
Allen, Jim [DB], UCLA	1974-77
Allen, Lou [T], Duke	1950-51
Allen, Marcus [LB], Penn State	2018-20
Allen, Will [S], Ohio State	2010-15
Alley, Don [WR], Adams State	1969
Alfred, John [TE], Southern Cal.	2002
Alston, Lyneal [WR], Southern Mississippi	1987
Alualu, Tyson [DE], Cal	2017-20
Andabaker, Rudy [G], Pitt	1952, 54
Anderson, Anthony [RB], Temple	1979
Anderson, Art [T], Idaho	1963
Anderson, Chet [E], Minnesota	1967
Anderson, Fred [DE], Prairie View A&M	1978
Anderson, Gary [K], Syracuse	1982-94
Anderson, Jesse [TE], Miss. State	1992
Anderson, Larry [DB], Louisiana Tech	1978-81
Anderson, Melvin [WR], Minnesota	1987
Anderson, Ralph [DB], West Texas State	1971-72
Apke, Steve [LB], Pitt	1987
Archer, Dri [WR/RB], Kent State	2014-15
Arndt, Al [G], South Dakota State	1935
Arndt, Dick [T], Idaho	1967-70
Arnfelt, Brian [DE], Northwestern	2013
Arnold, David [CB], Michigan	1989
Arnold, Jahine [WR], Fresno State	1996-98
Arnold, Jay [QB], Texas	1941
Artman, Corwan [T], Stanford	1933
Asbury, Willie [B], Kent State	1966-68
Askson, Burt [DE], Texas Southern	1971
Atkinson, Frank [T], Stanford	1963
August, Steve [OT], Tulsa	1984
Augusterfer, Gene [B], Catholic U.	1935
Austin, Ocie [DB], Utah State	1970-71
Avery, Steve [FB], Northern Michigan	1994-95
Aydelette, Buddy [OT/C], Alabama	1987
Ayers, Demarcus [WR], Houston	2016

B

Badar, Rich [QB], North Carolina	1967
Bahr, Matt [K], Penn State	1979-80
Bailey, Henry [WR], UNLV	1997-98
Bailey, Patrick [LB], Duke	2008-09
Bailey, Rodney [DE], Ohio State	2001-03, 06
Baker, Conway [T], Centenary	1944
Baker, Dallas [WR], Florida	2008

MEL
BLOUNT

Baker, Ed [E], Washington State	1953	Berhe, Nat [S], San Diego State	2018
Baker, John [E], N. Carolina College	1963-67	Bernett, Ed [E], SMU	1955
Baker, Tim [WR], Texas Tech	2001	Berry, Jordan [P], Eastern Kentucky	2015-20
Baldacci, Lou [B], Michigan	1956	Best, Greg [S], Kansas State	1983
Ballman, Gary [B], Michigan State	1962-66	Bettis, Jerome [RB], Notre Dame	1996-05
Balog, Bob [C], Denver	1949-50	Bettis, Tom [LB], Purdue	1962
Banaszak, John [DE/DT], Eastern Michigan	1975-81	Billock, Frank [G], St. Mary's of Minnesota	1937
Bankston, Warren [RB], Tulane	1969-72	Bingham, Craig [LB], Syracuse	1982-84, 87
Banner, Zach [T], Southern Cal.	2019-20	Binotto, John [B], Duquesne	1942
Barbolak, Pete [T], Purdue	1949	Bishop, Don [B], Los Angeles College	1958-59
Barnes, Johnnie [WR], Hampton	1995	Bishop, Harold [TE], Louisiana State	1998
Barnes, Reggie [LB], Oklahoma	1993	Bivins, Charles [B], Morris Brown	1967
Barnett, Tom [B], Purdue	1959-60	Blackledge, Todd [QB], Penn State	1988-89
Barron, Mark [LB], Alabama	2019	Blackwell, Will [WR], San Diego State	1997-01
Barry, Fred [DB], Boston College	1970	Blake, Antwon [CB], UTEP	2013-15
Bartaanen, Jim [C], Michigan	1938	Blankenship, Brian [G], Nebraska	1987-91
Bartlett, Earl [B], Centre	1939	Blankenship, Greg [LB], Cal. St. (Hay)	1976
Basilio, Marchi [C], NYU	1934	Bleier, Rocky [RB], Notre Dame	1968, 1970-80
Basrak, Mike [C], Duquesne	1937-38	Blount, LeGarrette [RB], Oregon	2014
Bassi, Dick [G], Santa Clara	1941	Blount, Mel [CB], Southern	1970-83
Batch, Baron [RB], Texas Tech	2011-12	Bohannon, Fred [S/CB], Miss. Valley State	1982
Batch, Charlie [QB], Eastern Michigan	2002-12	Bolakovac, Nick [T], Pitt	2009
Battaglia, Marco [TE], Rutgers	2002	Bond, Randall [QB], Washington	1939
Battle, Arnaz [WR], Notre Dame	2010-11	Bonelli, Ernie [B], Pitt	1946
Battles, Ainsley [S], Vanderbilt	2000, 04	Bono, Steve [QB], UCLA	1987-88
Beachum, Kelvin [T/G], SMU	2012-15	Booth, Clarence [B], SMU	1944
Beams, Byron [T], Notre Dame	1959-60	Boswell, Chris [K], Rice	2015-20
Beasley, Tom [DE/DT], Virginia Tech	1978-83	Botkin, Kirk [TE], Arkansas	1996-97
Beatty, Charles [DB], North Texas State	1969-72	Boures, Emil [C/G], Pitt	1982-86
Beatty, Ed [C], Mississippi	1957-61	Bova, Tony [E], St. Francis	1942, 43, 44, 45
Becker, Wayland [E], Marquette	1939	Bowers, R.J. [RB], Grove City	2001
Behning, Mark [OT], Nebraska	1986	Bowman, Bill [B], William & Mary	1957
Bell, Kendrick [LB], Georgia	2001-04	Boyd, Sam [E], Baylor	1939-40
Bell, Le'Veon [RB], Michigan State	2013-17	Boyd, Kevin, Brandon [CB], Georgia	2015
Bell, Myron [S], Michigan State	1994-97, 2000-01	Boyle, Jim [OT], Tulane	1987-88
Bell, Richard [RB], Nebraska	1990	Boyle, Shorty [E]	1934
Bell, Theo [WR], Arizona	1976, 78-80	Bradley, Ed [LB], Wake Forest	1972-75
Bentley, Albert [RB], Miami (Fla.)	1992	Bradshaw, Charles [T], Baylor	1961-66
Berger, Mitch [P], Colorado	2008	Bradshaw, Jim [B], Chattanooga	1963-67
		Bradshaw, Terry [QB], La. Tech	1970-83

• Steelers combined with Philadelphia Eagles ○ Steelers combined with Chicago Cardinals.

Steelers All-Time Rost20



Brady, Jeff [LB], Kentucky	1991	Bryant, Martavis [WR], Clemson	2014-17
Brady, Pat [B], Nevada	1952-54	Bucek, Felix [G], Texas A&M	1946
Brandau, Art [C], Tennessee	1945-46	Buckner, Brentson [DE], Clemson	1994-96
Brandt, Jim [B], St. Thomas	1952-54	Buda, Carl [G], Tulsa	1945
Bray, Maurice [T], SMU	1935-36	Buggs, Isaiah [DL], Alabama	2019-20
Breedlove, Rod [LB], Maryland	1965-68	Bukich, Rudy [QB], Southern Cal.	1960-61
Breedon, Bill [B], Oklahoma	1937	Bulger, Chester [T], Auburn	1944-45
Breen, Gene [LB], Virginia Tech	1965-66	Bullock, Randy [K], Texas A&M	2016
Brett, Ed [E], Washington State	1936-37	Bullocks, Amos [B], Southern Illinois	1966
Brewster, Pete [E], Purdue	1959-60	Burleson, John [G], SMU	1933
Brister, Bubby [QB], Northeast La.	1986-92	Burnett, Joe [CB], Florida	2009
Britt, Jessie [TE], North Carolina A&T	1986	Burnett, Len [DB], Oregon	1961
Britt, Ralph [TE], North Carolina State	1987	Burnett, Morgan [S], Georgia Tech.	2018
Antoine Brooks Jr. [S], Maryland	2020	Burnette, Tom [B], North Carolina	1938
Brooks, Barrett [T], Kansas State	2003-05	Burns, Artie [CB], Miami (FL)	2016-19
Brooks, Dorian [G], James Madison	2010	Burrell, John [E], Rice	1962-64
Broussard, Fred [C], Texas A&M	1955	Burress, Plaxico [WR], Michigan State	2000-04, 2012-13
Brovelli, Angelo [QB], St. Mary's (Cal.)	1933-34	Bush, Devin [LB], Michigan	2019-20
Brown, Antonio [WR], Central Michigan	2010-18	Butler, Bill [DB/KR], Chattanooga	1961
Brown, Anthony [T], Utah	1999	Butler, Crezdon [CB], Clemson	2010
Brown, Chad [LB], Colorado	1993-96, 06	Butler, Drew [P], Georgia	2012
Brown, Chris [CB/S], Notre Dame	1984-85	Butler, Jack [B], St. Bonaventure	1951-59
Brown, Curtis [CB], Texas	2011-13	Butler, Jim [B], Edward Waters	1965-67
Brown, Dante [RB], Memphis	2003-04	Butler, John [B], Tennessee	1943-44
Brown, Dave [DB], Michigan	1975	Bykowski, Frank [G], Purdue	1940
Brown, Dee [RB], Syracuse	2003		
Brown, Ed [QB], San Francisco	1962-65		
Brown, Ernie [DL], Syracuse	1999		
Brown, J. B. [DB], Maryland	1997	Cabrelli, Larry [E], Colgate	1943-44
Brown, John [T], Syracuse	1967-72	Cain, Deon [WR], Clemson	2019-20
Brown, Justin [WR], Oklahoma	2014	Calcagni, Ralph [T], Pennsylvania	1947
Brown, Kris [K], Nebraska	1999-01	Caliguire, Dean [G/C], Pitt	1991-92
Brown, Lance [CB], Indiana	1998-99	Call, John [B], Colgate	1959
Brown, Larry [TE/OT], Kansas	1971-84	Calland, Lee [DB], Louisville	1969-72
Brown, Levi [OT], Penn State	2013	Calloway, Chris [WR], Michigan	1990-91
Brown, Tom [E], William & Mary	1942	Calvin, Tom [B], Alabama	1952-54
Brown, William [QB], Texas Tech	1945	Cameron, Paul [B], UCLA	1954
Browning, Greg [E], Denver	1947	Campbell, Bob [RB], Penn State	1969
Bruder, Henry [QB], Northwestern	1940	Campbell, Don [T], Carnegie Tech	1939-41
Bruener, Mark [TE], Washington	1995-03	Campbell, Glenn [E], Emporia State	1935
Brumbaugh, Boyd [B], Duquesne	1939-41	Campbell, John [LB], Minnesota	1965-69
Brumfield, Jim [RB], Ind. St. (Ind.)	1971	Campbell, Leon [B], Arkansas	1955
Brundage, Dewey [E], Brigham Young	1954	Campbell, Ray [LB], Marquette	1958-60
Brune, Fred [B], Ohio State	1956-57	Campbell, Russ [TE], Kansas State	1992
Bruno, John [P], Penn State	1987	Campbell, Scott [QB], Purdue	1984-86
Bryant, Corbin [DE], Northwestern	2011	Canaday, Kameron [LS], Portland State	2017-20
Bryant, Fernando [CB], Alabama	2008	Canale, Rocco [G], Boston College	1943-44
Bryant, Hubie [WR], Minnesota	1970	Capers, Wayne [WR], Kansas	1983-84

Capizzi, Jason [OT], Indiana (Pa.)	2007-08
Capp, Dick [E], Boston College	1968
Cara, Dom [E], North Carolina State	1937-38
Cardwell, Joe [T], Duke	1937-38
Carpenter, Preston [E], Arkansas	1960-63
Carr, Gregg [LB], Auburn	1985-88
Carter, Chris [LB], Fresno State	2011-13
Carter, Rodney [RB], Purdue	1987-89
Carter, Tyrone [S], Minnesota	2004-09
Cash, Keith [TE], Texas	1991
Casper, Charles [QB], TCU	1935
Catano, Mark [DE/DT], Valdosta State	1984-85
Cenci, John [C], Pitt	1956
Chamberlain, Garth [G], BYU	1945
Chandnois, Lynn [B], Michigan State	1950-56
Cheatham, Ernest [T], Loyola	1954
Cherry, Edgar [B], Hardin-Simmons	1939
Cherundolo, Chuck [C], Penn State	1941-42, 45-48
Chickillo, Anthony [LB], Miami	2015-19
Christy, Dick [B], North Carolina State	1958
Cibulas, Joe [T], Duquesne	1945
Cicone, Ben [C], Duquesne	1934-35
Cichowski, Gene [B], Indiana	1957
Cifelli, Gus [T], Notre Dame	1954
Cifers, Bob [QB], Tennessee	1947-48
Clack, Jim [C/G], Wake Forest	1971-77
Clancy, Kendrick [NT], Mississippi	2000-04
Clark, Jim [B], Pitt	1933-34
Clark, Mike [K], Texas A&M	1964-67
Clark, Reggie [LB], North Carolina	1994
Clark, Ryan [S], LSU	2006-13
Clark, Spark [RB], Akron	1987
Clay, John [RB], Wisconsin	2011
Claypool, Chase [WR], Notre Dame	2020
Clayton, Harvey [CB], Florida State	1983-86
Clear, Cameron [TE], Texas A&M	2015
Clement, Henry [TE], North Carolina	1961
Clement, John [B], SMU	1946-48
Cline, Jackie [DE], Alabama	1987
Cline, Tony [TE], Stanford	1999
Clinkscales, Joey [WR], Tennessee	1987-88
Coates, Sammie [WR], Auburn	2015-16
Cobb, Marvin [DB], Southern Cal.	1970
Cobb, Patrick [RB], North Texas	2006
Cockrell, Ross [CB], Duke	2015-16
Codie, Nakia [S], Baylor	2000
Colclough, Ricardo [CB], Tusculum	2004-06
Cole, Robin [LB], New Mexico	1977-87
Cole, Terry [B], Indiana	1970
Coleman, Andre [WR], Kansas St.	1997-98
Collier, Mike [RB], Morgan State	1975
Collier, Reggie [QB], So. Mississippi	1987
Collins, Jack [RB], Texas	1962
Colon, Willie [OT] Hofstra	2006-12
Colquitt, Craig [P], Tennessee	1978-81, 83-84
Colquitt, Dustin [P], Tennessee	2020
Combs, Chris [DE], Duke	2000-01
Compagno, Tony [B], St. Mary's of Calif.	1946-48
Compton, Dick [E], McMurry	1967-68
Conaway, Doug [T], TCU	1952
Condit, Merlyn [B], Carnegie Tech	1940, 46
Conley, Steve [LB], Arkansas	1996-98
Conn, Dick [DB], Georgia	1974
Connelly, Mike [C], Utah State	1968
Conner, James [RB], Pitt	2017-20
Conrad, Chris [T], Fresno State	1998-99


● Steelers combined with Philadelphia Eagles ○ Steelers combined with Chicago Cardinals.

Steelers All-Time Roster

Conti, Enio [G], Bucknell	1943	•	Davis, Charlie [DT], TCU	1974	Eason, Nick [DE], Clemson	2007-10
Coomer, Joe [T], Austin	1941, 45-46		Davis, Dave [WR], Tennessee State	1973	Eaton, Vic [QB], Missouri	1955
Cooper, Adrian [TE], Oklahoma	1991-93		Davis, Henry [LB], Grambling	1970-73	Ebron, Eric [TE], North Carolina	2020
Cooper, Marquis [LB], Washington	2006-07		Davis, Lorenzo [WR], Youngstown State	1990	Echols, Terry [LB], Marshall	1984
Cooper, Sam [T], Geneva	1933		Davis, Paul [QB], Otterbein	1947-48	Edge, Shayne [P], Florida	1996
Cordileone, Lou [G], Clemson	1962-63		Davis, Robert [E], Penn State	1946-50	Edmunds, Terrell [S], Virginia Tech	2018-20
Corley, Anthony [RB], Nevada-Reno	1984		Davis, Russell [RB], Michigan	1980-83	Edmunds, Trey [RB], Maryland	2018-20
Coronado, Bob [E], Pacific	1961		Davis, Sam [G], Allen	1967-79	Edwards, Dave [S], Illinois	1985-87
Cotchery, Jericho [WR], North Carolina State	2011-13		Davis, Sean [S], Maryland	2016-19, 2020	Edwards, Glen [DB], Florida A&M	1971-77
Cotton, Russell [B], Texas Mines	1942		Davis, Steve [RB], Delaware State	1972-74	Edwards, Troy [WR], Louisiana Tech	1999-01
Courson, Steve [G], South Carolina	1978-83		Davis, Travis [S], Notre Dame	1999	Elder, Donnie [CB], Memphis State	1986
Cousino, Brad [LB], Miami (Ohio)	1987		Dawkins, Tommy [DE], Appalachian State	1987	Elliott, Jayrone [LB], Toledo	2019, 2020
Craft, Russ [B], Alabama	1954		Dawson, Dermontti [C], Kentucky	1988-00	Elliott, Jim [K], Presbyterian	1967
Cregar, William [G], Holy Cross	1947-48		Dawson, Len [QB], Purdue	1957-59	Ellstrom, Marv [B], Oklahoma	1935
Crennel, Carl [LB], West Virginia	1970		DeCarbo, Nick [G], Duquesne	1933	Elter, Leo [B], Duq. and Villa.	1953-54, 58-59
Critchfield, Larry [G], Grove City	1933		DeCarlo, Art [B], Georgia	1953	Emmons, Carlos [LB], Arkansas State	1996-99
Croft, Winfield [G], Utah	1936		DeCastro, David [G], Stanford	2012-20	Engelbreten, Paul [G], Northwestern	1933
Cromartie-Smith, Damon [S], UTEP	2011-12		Dekker, Jon [TE], Princeton	2007-08	Engles, Rick [P], Tulsa	1987
Cropper, Marshall [E], Maryland	1967-69		Deloplaine, Jack [RB], Salem (W.Va.)	1976-79	Erenberg, Rich [RB], Colgate	1984-86
Cunningham, Bennie [TE], Clemson	1976-85		Demko, George [T], Appalachian State	1961	Ernstner, Paul [P], Northern Arizona	2008
Currihan, Don [E], Boston College	1944	•	Dempsey, John [T], Bucknell	1934	Essex, Trai [T], Northwestern	2005-11
Curry, Roy [B], Jackson State	1963		DePascal, Carmine [E], Wichita	1945	Euhus, Tim [TE], Oregon State	2006
Cushing, Matt [TE], Illinois	1999, 2000-04		DePaul, Henry [G], Duquesne	1945	Evans, Donald [DE], Kentucky	1990-93
Cuthbert, Randy [RB], Duke	1993-94		Derby, Dean [B], Washington	1957-61	Evans, Jon [E], Oklahoma A&M	1958
			Dess, Darrell [G], North Carolina State	1958	Evans, Ray [QB], Kansas	1948
			Dial, Buddy [E], Rice	1956-63	Everett, Thomas [FS], Baylor	1987-91

D

Dafney, Bernard, [OL], Tennessee	1996
Dalgie, Anthony [RB], Fresno State	1994
Dalley, Ted [E], Pitt	1933
Dangerfield, Jordan [S], Towson	2016, 2018-20
Daniel, Willie [B], Mississippi State	1961-66
Davenport, Charles [WR], N. C. State	1992-94
Davenport, Najeh [RB], Miami (Fla.)	2006-08
Davidson, Bill [B], Temple	1937-39
Davidson, Kenny [DE], Louisiana State	1990-93
Davis, Art [B], Mississippi State	1956
Davis, Bruce [LB], UCLA	2008
Davis, Carey [FB], Illinois	2007-09
Davis, Carlos [DT], Nebraska	2020

BUDDY
DIAL

Dickey, Charlie [G], Arizona	1987
Dicus, Chuck [WR], Arkansas	1973
Didio, Mark [WR], Connecticut	1992
Dirden, Johnnie [WR], Sam Houston State	1981
Dixon, Dennis [QB], Oregon	2008-11
Dobbs, Joshua [QB], Tennessee	2018, 2020
Dockery, John [DB], Harvard	1972-73
Doddrill, Dale [G], Colorado A&M	1951-59
Dodson, Les [B], Mississippi	1941
Doehring, John [B], Missouri	1935
Doering, Chris [WR], Florida	2003-04
Dolly, Dick [E], West Virginia	1941-45
Doloway, Cliff [E], Carnegie Tech	1935
Donelli, Allan [B], Duquesne	1941-42
Donnalley, Rick [C-G], North Carolina	1982-83
Dornbrook, Thom [G-C], Kentucky	1979
Dotson, Kevin [G], Louisiana	2020
Douds, Forest [T], Washington & Jefferson	1933-35
Dougherty, Bob [LB], Kentucky	1958
Douglas, Bob [B], Kansas State	1938
Doyle, Dick [B], Ohio State	1955
Doyle, Ted [T], Nebraska	1938-42, 43, 44
Drlulis, Al [B], Temple	1947
Druschel, Rick [G-OT], North Carolina State	1974
Dudley, Bill [B], Virginia	1942, 45-46
Duffy, Roger [C-G], Penn State	1998-01
Dugan, Len [C], Wichita	1939
Duggan, Gil [T], Oklahoma	1944
Duhart, Paul [B], Florida	1945
Dunaway, Craig [TE], Michigan	1973
Dunge, Tony [DB], Minnesota	1977-78
Dunn, David [WR], Fresno State	1998
Dunn, Gary [DT-NT], Miami (Fla.)	1977-87
Dupree, Bud [LB], Kentucky	2015-20
Dutton, Bill [B], Pitt	1946
Dwyer, Jonathan [RB], Georgia Tech	2010-13

E

Faneca, Alan [G], Louisiana State	1998-07
Fangupo, Hebron [DT], Brigham Young	2012-13
Farquhar, John [TE], Duke	1996
Farrar, Venice [B], North Carolina State	1938-39
Farrior, James [LB], Virginia	2002-11
Farrell, Ed [B], Muhlenberg	1938
Farris, Kris [T], UCLA	1999
Farroh, Shipley [QB], Iowa	1938
Faumui, Taase [DL], Hawaii	1994-95
Fedelli, Steve [LB], Pittsburgh	1981-82
Fehler, Nick [G], Georgia	1955
Feiler, Matt [OL], Bloomsburg (PA)	2016-20
Feniello, Garry [G], Wake Forest	1947
Ferguson, Bob [B], Ohio State	1962-63
Ferry, Lou [T], Villanova	1952-55
Fiala, John [LB], Washington	1998-02
Fife, Ralph [C], Pitt	1946
Figures, Deon [CB], Colorado	1993-96
Fike, Dan [OL], Florida	1993
Filchcock, Frank [QB], Indiana	1938
Finks, Jim [QB], Tulsa	1949-55
Finn, Mike [OT], Ark.-Pine Bluff	1993
Finney, BJ [C/G], Kansas State	2016-19
Fisher, Doug [LB], San Diego State	1969-70
Fisher, Everett [B], Santa Clara	1940
Fisher, Ray [T], Eastern Illinois	1959
Fiske, Max [B], DePaul	1936-39
Fitzpatrick, Minkah [S], Alabama	2019-20
Flanagan, Dick [G], Ohio State	1953-55
Flowers, Erik [DE], Louisiana State	2003
Flowers, Lee [DB], Georgia Tech	1995-02
Foggie, Fred [CB], Minnesota	1994
Folkins, Lee [E], Washington	1965
Foltz, Vernon [C], St. Vincent	1945
Footo, Larry [LB], Michigan	2002-08, 2010-13
Ford, Darryl [LB], New Mexico State	1992
Ford, Henry [B], Pitt	1956

Steelers All-Time Roster

Ford, Moses [WR], Fayetteville State	1987	Gonda, George [B], Duquesne	1942	Haller, Alan [CB], Michigan State	1992-93
Fordham, Todd [T], Florida State	2003	Gonzalez, Pete [QB], Pitt	1998-99	Ham, Jack [LB], Penn State	1971-82
Fort, L.J. [LB], Northern Iowa	2015-18	Goodman, John [DE/DT], Oklahoma	1981-85	Hamilton, Cobi [WR], Arkansas	2016
Foruria, John [B], Idaho	1967-68	Goodson, John [P], Texas	1982	Hamilton, Ray [TE], Iowa	2015
Foster, Barry [RB], Arkansas	1990-94	Gorinski, Walt [B], LSU	1946	Hampton, Casey [NT], Texas	2001-12
Foster, Ramon (G), Tennessee	2009-19	Gowdy, Cornell [CB], Morgan State	1987-88	Hanlon, Bob [B], Loras	1949
Fournet, Sid [G], LSU	1957	Gothard, Preston [TE], Alabama	1985-88	Hanneman, Craig [DE], Oregon State	1972-73
Fox, Keyaron, (LB), Georgia Tech	2008-10	Gowdy, Cornell [CB], Morgan State	1987-88	Hanratty, Terry [QB], Notre Dame	1969-75
Francis, Sam [B], Nebraska	1939	Grabinski, Ted [C], Duquesne	1939-40	Hanson, Tom [B], Temple	1938
Frank, Joe [T], Georgetown	1943	Gradkowski, Bruce [QB], Toledo	2013-15	Hargrave, Javon [NT], South Carolina State	2016-19
Frazier, Andre [LB], Cincinnati	2005, 07-09	Graff, Neil [QB], Wisconsin	1976-77	Harkey, Lem [B], Emporia	1955
Freeman, Lorenzo [NT/DT], Pitt	1987-90	Graham, Jeff [WR], Ohio State	1991-93	Harper, Maurice [C], Austin	1941
French, Ernest [S], Alabama A&M	1972	Graham, Ken [DB], Washington State	1970	Harris, Bill [E], Hardin-Simmons	1937
Frketic, Len [T], Penn State	1945	Graham, Kent [QB], Ohio State	2000	Harris, Franco [RB], Penn State	1972-83
Fuamatu-Ma'a'afala, Chris [RB], Utah	1998-02	Graham, Shayne (K), Virginia Tech	2013	Harris, Josh [RB], Wake Forest	2014
Fugler, Dick [T], Tulane	1952	Grant, Doran [CB], Ohio State	2015	Harris, Lou [B], Kent State	1968
Fuller, Randy [DB], Tennessee State	1995-97	Gravelle, Gordon [OT], BYU	1972-76	Harris, Ryan [OT], Notre Dame	2016
Fullerton, Ed [B], Maryland	1953	Graves, Ray [C], Tennessee	1943	Harris, Sunny (DE), Oregon	2009-10
Fuqua, John [B], Morgan State	1970-76	Graves, Tom [LB], Michigan State	1979	Harris, Tim [RB], Washington State	1983
Furness, Steve [DT], Rhode Island	1972-80	Gray, Derwin [OL], Maryland	2020	Harrison, Arnold [LB], Georgia	2006-09
G		Gray, Sam [E], Tulsa	1946-47	Harrison, James [LB], Kent State	2002, 04-12, 14-17
Gage, Bob [B], Clemson	1949-50	Green, Bob [K], Florida	1960-61	Harrison, Nolan [DE], Indiana	1997-99
Gagner, Larry [G], Florida	1966-69	Green, Eric [TE], Liberty	1990-94	Harrison Reggie [RB], Cincinnati	1974-77
Gaines, Wentford [DB], Cincinnati	1978	Green, Isaiah [CB], Fresno State	2013	Harrison, Richard [E], Boston College	1964
Galloway, Joey (WR), Ohio State	2009	Green, Ladarius [TE], UL Lafayette	2016	Harrison, Robert [LB], Oklahoma	1964
Gammon, Kendall [OL], Pittsburgh State	1992-95	Greene, Joe [DT], North Texas State	1969-81	Hartings, Jeff [C], Penn State	2001-06
Gandy, Wayne [T], Auburn	1999-02	Greene, Kevin [LB], Auburn	1993-95	Hartley, Garrett [K], Oklahoma	2015
Gaona, Bob [T], Wake Forest	1953-56	Greene, Tracy [TE], Grambling	1995	Hartley, Howard [B], Duke	1949-52
Gardocki, Chris [P], Clemson	2004-06	Greeney, Norm [G], Notre Dame	1934-35	Hartwig, Justin (C), Kansas	2008-09
Garnaas, Wilford [B], Minnesota	1946-48	Greenwood, L.C. [DE], Ark. AM&N	1969-81	Haselrig, Carlton [G], Pitt-Johnstown	1990-93
Garrett, Reggie [WR], Eastern Michigan	1974-75	Griffin, Larry (CB/S), North Carolina	1987-93	Hassenaue, J.C. [C], Alabama	2020
Garrity, Gregg [WR], Penn State	1983	Grigas, John [B], Holy Cross	1944	Hastings, Andre [WR], Georgia	1993-96
Garvin, Terence [LB], West Virginia	2013-15	Grimble, Xavier [TE], Southern Cal.	2016-19	Hawkins, Courtney [WR], Michigan State	1997-00
Gary, Keith [DE], Oklahoma	1983-88	Grisham, Tyler (WR) Clemson	2009-10	Hawkins, Jerald [OT], LSU	2016-17, 2020
Gasparella, Joe [QB], Notre Dame	1948, 50-51	Gros, Earl [B], LSU	1967-69	Hawthorne, Greg [RB], Baylor	1979-83
Gauer, Charles [E], Colgate	1943	Grossman, Randy [OT], Temple	1974-81	Hayduk, Henry [G], Washington State	1935
Gay, William (CB), Louisville	2007-11, 2013-17	Gunderman, Bob [B], Virginia	1957	Hayes, Dick [LB], Clemson	1959-60, 62
Geason, Cory [TE], Tulane	2000, 01	Gunnels, Riley [T], Georgia	1956-66	Hayes, Jonathan [TE], Iowa	1994-96
Geathers, Clifton [DE], South Carolina	2014-15	H		Haynes, Verron [RB], Georgia	2002-07
Gentry, Byron [G], Southern Cal.	1937-39	Haden, Joe [CB], Florida	2017-20	Hays, George [E], St. Bonaventure	1950-52
Gentry, Zach [TE], Michigan	2019-20	Hackney, Elmer [B], Kansas State	1941	Hebert, Ken [E & K], Houston	1968
George, Matt [K], Chapman	1998	Haden, Joe [CB], Florida	2017-19	Hegarty, Bill [T], Villanova	1953
Gerela, Roy [PK], New Mexico State	1971-78	Haggans, Clark [LB], Colorado State	2000-07	Held, Paul [QB], San Jose State	1954
Geri, Joe [B], Georgia	1949-51	Haggerty, Mike [G], Miami	1967-70	Heller, Warren [B], Pitt	1934-36
Gibson, Oliver [DT], Notre Dame	1995-98	Haines, Byron [B], Washington	1937	Henderson, Jon [B], Colorado State	1968-69
Gibson, Thaddeus [LB], Ohio State	2010	Hairston, Russell [WR], Kentucky	1987	Hendley, Dick [QB], Clemson	1951
Gilbert, Justin [CB], Oklahoma State	2016	Haley, Dick [B], Pitt	1961-64	Henry, Kevin [DE], Mississippi State	1993-00
Gilbert, Marcus [OT], Florida	2011-18	Hall, Delton [CB], Clemson	1987-91	Henry, Mike [LB], Southern Cal.	1959-61
Gilbert, Ulysees [LB], Akron	2019-20	Hall, Ron [B], Missouri Valley	1959		
Gildea, John [QB], St. Bonaventure	1935-37				
Gildon, Jason [LB], Oklahoma State	1994-03				
Gillespie, Scoop [RB], William Jewell	1984				
Gilliam, Joe [QB], Tennessee State	1972-1975				
Gilreath, David [WR], Wisconsin	2012				
Girard, Earl [B], Wisconsin	1957				
Glamp, Joe [B], LSU	1947-49				
Glass, Glenn [B], Tennessee	1962-63				
Glass, Park [C], Westminster	1947				
Glatz, Fred [E], Pitt	1956				
Glick, Gary [B], Colorado A&M	1956-59				
Goff, Clark [T], Florida	1940				
Golden, Robert [S], Arizona	2012-17				
Goldsmith, Bill [C], Emporia Tchrs	1947				
Golson, Senqueq [CB], Ole Miss	2015-16				

• Steelers combined with Philadelphia Eagles ○ Steelers combined with Chicago Cardinals.



Henry, Urban [T], Georgia Tech	1964	Holmes, Santonio [WR], Ohio State	2006-09	Johnson, Troy [WR], Southern	1988
Hensley, Dick [E], Kentucky	1952	Holton, Johnny [WR], Cincinnati	2019	Johnson, Wesley [OL], Vanderbilt	2014
Henson, Ken [C], TCU	1965	Hood, Frank [B], Pitt	1933	Johnson, Will [FB], West Virginia	2012-15
Henton, Anthony [LB], Troy State	1986, 88	Hood, Ziggy [DE], Missouri	2009-13	Johnston, Rex [B], Southern Cal.	1960
Hewitt, Bill [E], Michigan	1943	Hope, Chris [S], Florida State	2002-05	Johnston, Chet [B], Elmhurst & Marquette	
Heyward, Cameron [DT], Ohio State	2011-20	Hornick, Bill [T], Tulane	1947	1939-40	
Heyward-Bey, Darrius [WR], Maryland	2014-18	Howe, Garry [NT], Colorado	1992	Johnston, Rex [B], Southern Cal.	1960
Hickey, Howard [E], Arkansas	1941	Howe, Glen [OT], So. Mississippi	1985	Jones, Aaron [DE/LB], E. Kentucky	1988-92
Highsmith, Alex [LB], Charlotte	2020	Hoyer, Brian [QB], Michigan State	2012	Jones, Art [B], Richmond	1941, 45
Hill, Derek [WR], Arizona	1989-90	Hubbard, Carl [T], Geneva & Centenary	1936	Jones, Bruce [SS], Northern Alabama	1987
Hill, Harlon [E], Florence State	1962	Hubbard, Chris [G], UAB	2014-17	Jones, Donta [LB], Nebraska	1995-98
Hill, Jim [B], Tennessee	1955	Hubka, Gene [B], Bucknell	1947	Jones, Felix [RB], Arkansas	2013
Hillebrand, Jerry [LB], Colorado	1968-70	Huff, Alan [NT], Marshall	1987	Jones, Gary [S], Texas A&M	1990-91, 93-94
Hills, Tony [OT], Texas	2008-10	Hughes, David [RB], Boise State	1986	Jones, George [RB], San Diego State	1997
Hilton, John [E], Richmond	1965-69	Hughes, Dennis [TE], Georgia	1970-71	Jones, Jacoby [KR/WR], Lane	2015
Hilton, Mike [CB], Mississippi	2017-20	Hughes, Dick [B], Tulsa	1957	Jones, Jarvis [LB], Georgia	2013-16
Hines, Glen Ray [OT], Arkansas	1973	Hughes, George [G], William & Mary	1950-54	Jones, Jim [G], Notre Dame	2004
Hinkle, Bryan [LB], Oregon	1982-93	Hunter, Art [C], Notre Dame	1965	Jones, Landry [QB], Oklahoma	2013-17
Hinkle, John [B], Syracuse	1943	Hunter, Hal [G], Pitt	1956	Jones, Mike [LB], Missouri	2001, 02
Hinnant, Mike [TE], Temple	1988-89	Hunter, Justin [WR], Tennessee	2017-18	Jones, Tevin [WR], Memphis	2019
Hinte, Hale [E], Pitt	1942	Huntley, Richard [RB], Winston-Salem State	1998-00	Jones, Victor [FB], Louisiana State	1993-94
Hinton, Chuck [T], North Carolina College	1964-71			Jordan, Darin [LB], Northeastern	1988
Hipps, Claude [B], Georgia	1952-53			Jorden, Tim [TE], Indiana	1992-93
Hoague, Joe [B], Colgate	1941-42, 46				
Hoak, Dick [B], Penn State	1961-70	Ilkin, Tunch [OT], Indiana State	1980-92		
Hodges, Devlin [CB], Samford	2019	Itzel, John [B], Pitt	1945	Kahler, Royal [T], Nebraska	1941
Hoel, Bob [G], Minnesota	1935	Ivy, Corey [CB], Oklahoma	2009	Kakasic, George [G], Duquesne	1936-39
Hoffmann, Dave [LB], Washington	1993	Ivy, Frank [E], Oklahoma	1940	Kalina, Dave [WR], Miami (Fla.)	1970
Hogan, Darrell [G], Trinity-Texas	1949-53	Ivy, Motty [LB], West Virginia	2011	Kalis, Todd [G], Arizona State	1994
Hoge, Merril [RB], Idaho State	1987-93	Iwuoma, Chidi [CB], California	2002-06	Kapele, John [T], BYU	1960-62
Hohn, Bob [B], Nebraska	1965-69	Izo, George [QB], Notre Dame	1966	Kapinos, Jeremy (P), Penn State	2010-11
Hoke, Chris [DT], BYU	2001-11			Kaplan, Phil [MI], Miami (Fla.)	1947
Holcomb, Bill [T], Texas Tech	1937			Karcis, John [B], Carnegie Tech	1936-38
Holler, Ed [LB], South Carolina	1964	Jackson, Alonzo [LB], Florida State	2003-04	Karpowich, Ed [T], Catholic U.	1936-39
Holliday, Corey [WR], North Carolina	1995-97	Jackson, Earnest [RB], Texas A&M	1986-88	Karras, Ted [T], Indiana	1958-59
Hollingsworth, Joe [B], East Kansas State	1949-51	Jackson, John [OT], Eastern Kentucky	1988-97	Kase, George [G], Duquesne	1939
Holm, Bernard [B], Alabama	1933	Jackson, Lenzie [WR], Arizona State	2001-02	Kavel, George [B], Carnegie Tech	1934
Holmer, Walt [B], Northwestern	1933	James, Dan [T], Ohio State	1960-66	Keating, Tom [DT], Michigan	1973
Holmes, Earl [LB], Florida A&M	1996-01	James, Jesse [TE], Penn State	2015-18	Keisel, Brett [DE], BYU	2002-14
Holmes, Ernie [DT], Texas Southern	1972-77	Janecek, Clarence [G], Purdue	1933, 35	Keith, Craig [TE], Lenoir-Rhyne	1993-94
Holmes, Mel [OT], N. Carolina A&T	1971-73	Jansante, Val [E], Duquesne	1946-51	Kelley, Jim [E], Notre Dame	1964
		Jarvi, Toimi [B], Northern Illinois	1945	Kellum, Marv [LB], Wichita State	1974-76
		Jecha, Ralph [G], Northwestern	1956	Kelly, Kameron [S], San Diego State	2019
		Jefferson, Roy [E], Utah	1965-69	Kelsay, Chad [LB], Nebraska	1999
		Jelley, Tom [E], Miami	1951	Kelsch, Mose [B], Christian	1933-34
		Jenkins, A.J. [LB/DE], Cal State-Fullerton	1989-90	Kemoatu, Chris [G], Utah	2006-11
		Jenkins, John [S], Pittsburgh	1998	Kemp, Jack [QB], Occidental	1957
		Jenkins, Ralph [C], Clemson	1947	Kemp, Ray [T], Duquesne	1933
		Jeter, Tony [E], Nebraska	1966, 68	Kemerson, John [G], Kentucky State	1962
		Johnson, Bill [DE], Michigan State	1995-96	Kerkorian, Gary [QB], Stanford	1952-68
		Johnson, Brandon [LB], Louisville	2012	Keys, Brady [B], Colorado State	1961-67
		Johnson, Charles [WR], Colorado	1994-98	Kichefski, Walt [E], Miami	1940-42, 44
		Johnson, David [CB], Kentucky	1989-93	Kielbasa, Max [B], Duquesne	1946
		Johnson, David [TE], Arkansas State	2009-13, 16	Kiesling, Walt [G], St. Thomas	1937-38
		Johnson, Diontae [WR], Toledo	2019-20	Klick, George [B], Bucknell	1940, 45
		Johnson, Jason [WR], Illinois State	1979	Killorin, Pat [C], Syracuse	1966
		Johnson, John Henry [B], Arizona State	1960-65	Kilroy, Frank [T], Temple	1943
		Johnson, Jovon [CB], Iowa	2006	Kimble, Frank [E], West Virginia	1945
		Johnson, Malcolm [WR], Notre Dame	199		

Steelers All-Time Roster

Kish, Ben [B], Pitt	1943	Levey, Jim [B]	1934-36	Martin, Vernon [B], Texas	1942, 44
Kissell, Ed [B], Wake Forest	1952-54	Lewis, Frank [WR], Grambling	1971-77	Mason, Grant [CB], Michigan	2007
Klapstein, Earl [T], Pacific	1946	Lewis, Joe [T], Compton Junior	1958-60	Masters, Bob [B], Baylor	1939, 43
Klein, Dick [T], Iowa	1961	Lewis, Keenan [CB], Oregon State	2009-12	Masters, Walt [B], Penn	1944
Klumb, John [E], Washington State	1940	Lewis, Roy [CB], Washington	2008	Mastrangelo, John [G], Notre Dame	1947-48
Knox, Darryl [LB], UNLV	1987	Liddick, Dave [T], George Washington	1957	Matakevich, Tyler [LB], Temple	2016-19
Kohrs, Bob [LB], Arizona State	1981-85	Lind, Mike [B], Notre Dame	1965-66	Matesic, Ed [B], Pitt	1936
Kolb, Jon [OT], Oklahoma State	1969-81	Lipps, Louis [WR/KR], So. Mississippi	1984-91	Matesic, Joe [T], Arizona State	1954
Kolberg, Elmer [E], Oregon State	1941	Lipscomb, Gene [T]	1961-62	Mathews, Ray [B], Clemson	1951-59
Kolodziejewski, Chris [TE], Wyoming	1984	Little, David [LB], Florida	1981-92	Mathews, Ricardo [DE], Cincinnati	2016
Kondria, John [T], St. Vincent	1945	Littlefield, Carl [B], Washington State	1939	Mathis, Terance [WR], New Mexico	2002
Kortas, Ken [T], Louisville	1965-68	Lloyd, Greg [LB], Fort Valley State	1988-97	Mattioli, Fran [G], Pitt	1946
Kosanovich, Bronco [C], Penn State	1947	Lockett, Charles [WR], Long Beach St.	1987-88	Matuszak, Marv [LB], Tulsa	1953, 55-56
Koshlap, Jules [B], Georgetown	1945	Logan, Charles [E], Northwestern	1964	Maxey, Johnny [DT], Mars Hill	2016
Kottite, Dick [TE], Wagner	1968	Logan, Mike [S], West Virginia	2001-06	Maxson, Alvin [RB], So. Methodist	1977-78
Kottler, Martin [B], Centre	1933	Logan, Stefan [WR], South Dakota	2009	May, Ray [LB], Southern Cal.	1967-69
Kranchick, Matt [TE], Penn State	2004-05	Long, Bill [E], Oklahoma A&M	1949-50	Mayhew, Hayden [G], Tex. Mines	1936-38
Kreidler, Dan [FB], New Hampshire	2000-07	Long, Terry [G], East Carolina	1984-91	Mays, Alvoid [CB], West Virginia	1995
Kresky, Joe [G], Wisconsin	1935	Longnecker, Ken [T], Lebanon Valley	1960	Mays, Lee [WR], Texas-El Paso	2002-06
Kriewaldt, Clint [LB], Wisc.-Stevens Point	2003-07	Looney, Don [E], TCU	1941-42	Mazzanti, Jerry [E], Arkansas	1967
Krisher, Bill [G], Oklahoma	1958	Lott, Andre [S], Tennessee	2006	McAfee, Fred [RB], Mississippi College	1994-98
Kruczek, Mike [QB], Boston College	1976-79	Lott, John [C/G], North Texas State	1987	McBean, Ryan [DE], Oklahoma State	2007
Krupa, Joe [OT], Purdue	1956-64	Love, Kamil [WR], Cal-Poly San Luis Obispo	2000	McBriar, Matt [P], Hawaii	2013
Krutko, Larry [RB], West Virginia	1958-60	Loud, Duval [G], UCLA	1992-94	McCabe, Richie [B], Pitt	1955, 1957-58
Kuhn, John [RB], Shippensburg	2006	Love, John [T], Pitt	1934	McCaffray, Art [T], Pacific	1946
Kurpekis, Justin [LB], Penn State	2001-02	Lowe, Reggie [LB], Troy State	1999	McCain, Brice [CB], Utah	2014
Kurrasch, Roy [E], UCLA	1948	Lowther, Russ [B], Detroit	1945	McCall, Don [RB], Southern Cal.	1969
Kvaternik, Cvonimir [G], Kansas	1934	Lucas, Jeff [OT], West Virginia	1987	McCarthy, John [B], St. Francis	1944
L		Lucente, John [B], West Virginia	1945	McClairren, Jack [E], Bethune-Cookman	1955-60
Lach, Steve [B], Duke	1946-47	Luna, Bob [B], Alabama	1959	McCloud, Ray-Ray [WR], Clemson	2020
LaCrosse, Dave [LB], Wake Forest	1987	Lusteg, Booth [K], Connecticut	1968	McClung, Willie [T], Florida A&M	1955-57
Ladgyo, Pete [G], Maryland	1952, 54	Lyons, Cashaud [DE], Tusculum	2015	McCombs, Glenn [TE], Central Florida	1986-87
Lajousky, Bill [G], Catholic U.	1936	Lyons, Mitch [TE], Michigan State	1997-99	McConnell, Dewey [E], Wyoming	1954
Lake, Carnell [SS], UCLA	1989-98	M		McCoy, Jamie [TE], Texas A&M	2012
Lamas, Joe [G], Mount St. Mary's	1942	Mack, Red [B], Notre Dame	1961-63, 65	McCullers, Daniel [DL], Tennessee	2014-19
Lambert, Frank [K], Mississippi	1965-66	Mack, Rico [LB], Appalachian State	1993	McCullough, Hugh [B], Oklahoma	1939, 43
Lambert, Jack [LB], Kent State	1974-84	Mackrides, Bill [QB], Nevada	1953	McDade, Karl [C], Portland	1938
Lantz, Montgomery [C], Grove City	1933	Maddox, Tommy [QB], UCLA	2001-05	McDonald, Ed [B], Duquesne	1936
Lanza, Chuck [C], Notre Dame	1988-89	Madison, Anthony [CB], Alabama	2006-11	McDonald, Vance [TE], Rice	2018-20
Larose, Dan [T], Missouri	1964	Magac, Mike [G], Missouri	1965-66	McDonough, Coley [QB], Day	1939-41, 44
Lassans, Lou [E], Western Maryland	1938	Magulick, George [B], St. Francis	1944	McDonough, Paul [E], Utah	1938
Lasse, Dick [LB], Syracuse	1958-59	Mahan, Sean [C], Notre Dame	2007	McFadden, Bryant [CB], Florida State	2005-08, 2010-11
Lattner, John [B], Notre Dame	1954	Maier, Francis [B], Toledo	1941	McFadden, Marshall [LB], S.C. State	2012
Laux, Ted [B], St. Joseph (Pa.)	1943	Malecki, John [G], Pittsburgh	2012	McFadden, Marv [G], Michigan State	1953, 56
Law, Hubbard [C], Sam Houston	1942, 45	Malkovich, Joe [C], Duquesne	1935	McFarland, Anthony [RB], Maryland	2020
Lawrence, Ben [G], Indiana (Pa.)	1987	Mallick, Francis [T]	1965	McGee, Ben [E], Jackson State	1964-72
Layne, Bobby [QB], Texas	1958-62	Malone, Mark [QB], Arizona State	1980-87	McGovern, Rob [LB], Holy Cross	1991
Layne, Justin [CB], Michigan State	2019-20	Mandich, Jim [TE], Michigan	1978	McGriff, Tyrone [G], Florida A&M	1980-82
Lea, Paul [T], Tulane	1951	Mansfield, Ray [C], Washington	1964-76	McHugh, Sean [TE], Penn State	2008-09
Leahy, Bob [QB], Emporia State	1971	Manske, Edgar [E], Northwestern	1938	McKyer, Tim [CB], Texas-Arlington	1994
Leahy, Gerald [T], Colorado	1957	Manuel, Rod [DE], Oklahoma	1997-98	McLendon, Steve (NT), Troy	2010-15
Lee, Bernard [G], Villanova	1938	Maples, Bob [C], Baylor	1971	McMakin, John [TE], Clemson	1972-74
Lee, Danzeli [TE], Lamar	1987	Maras, Joe [C], Duquesne	1938-40	McNally, Johnny "Blood" [B], St. John of Minnesota	1934, 37-38
Lee, Greg [DB], Arkansas State	1988	Marchbroda, Ted [QB], St. Bon'ture & Detroit	1953, 55-56	McNamara, Ed [T], Holy Cross	1945
Lee, Herman [T], Florida A&M	1957	Marion, Jerry [B], Wyoming	1967	McPeak, Bill [E], Pitt	1949-57
Lee, John [B], Carnegie Tech	1939	Marker, Henry [B], West Virginia	1934	McWilliams, Tom [B], Mississippi State	1950
Leftridge, Dick [B], West Virginia	1966	Markland, Jeff [TE], Illinois	1988	Meadows, Ed [E], Duke	1955
Leftwich, Byron [QB], Marshall	2008, 2010-12	Marotti, Lou [G], Toledo	1944	Meeks, Bryant [C], South Carolina	1947-48
Legursky, Doug (C), Marshall	2009-12, 15	Marsh, Cassius [LB], UCLA	2020	Mehelich, Chuck [E], Duquesne	1946-51
Lemak, Ray [G], Notre Dame	1962-65	Marsh, Curtis [WR], Utah	1997	Mellingner, Steve [E], Kentucky	1961
Lester, Tim [FB], Eastern Kentucky	1995-98	Martha, Paul [B], Pitt	1964-69	Mendenhall, Rashard (RB), Illinois	2008-12
Letsinger, Jim [G], Purdue	1933	Martin, John [B], Oklahoma	1944	Meredith, Jamon (G), South Carolina	2011
Levanti, Lou [G], Illinois	1951-52	Martin, Tee [QB], Tennessee	2000-01		

• Steelers combined with Philadelphia Eagles

• Steelers combined with Chicago Cardinals.

Steelers All-Time Roster

Merkovsky, Elmer [T], Pitt	1944-45, 46
Merrweather, Mike [LB], Pacific	1982-87
Messner, Max [LB], Cincinnati	1964-65
Mettenberger, Zach [QB], LSU	2016
Meyer, Dennis [DB], Arkansas State	1973
Meyer, Ron [QB], S. Dakota State	1966
Michael, Bill [QB], Ohio State	1957
Michaels, Ed [G], Villanova	1943 •
Michaels, Lou [E], Kentucky	1961-63
Michalik, Art [G], St. Ambrose	1955-56
Middleton, Kelvin [SS], Wichita State	1987
Midler, Lou [G], Minnesota	1939
Mihalik, Brian [OT], Boston College	2016
Miles, Eddie [LB], Minnesota	1990
Miller, Heath [TE], Virginia	2005-15
Miller, Jim [QB], Michigan State	1995-96
Miller, Josh [P], Arizona	1996-03
Miller, Tom [E], Hampden Sydney	1943 •
Mills, Ernie [WR], Florida	1991-96
Milons, Freddie [WR], Alabama	2003
Minarik, Henry [E], Michigan State	1951
Miner, Tom [E], Tulsa	1958
Mingo, Gene [K] no college	1969-70
Minni, Frank [B], San Jose State	1949
Mitchell, Mike [S], Ohio	2014-17
Minter, Michael [DT], North Texas State	1987
Moats, Arthur [LB], James Madison	2014-17
Modzelewski, Dick [T], Maryland	1955
Modzelewski, Ed [B], Maryland	1952
Moegle, Dick [B], Rice	1960
Momsen, Tony [C], Michigan	1951
Moncrief, Donte [WR], Mississippi	2019
Mondeaux, Henry [DL], Oregon	2020
Moore, Bill [B], Loyola of New Orleans	1933
Moore, Lance [WR], Toledo	2014
Moore, Melwede (RB), Tulane	2008-11
Moore, Reed [G], Penn State	1947-49
Morales, Gonzales [B], St. Mary's of California	1947-48
Morey, Sean [WR], Brown	2004-06
Morgan, Bob [B], New Mexico	1967-68
Morgan, Quincy [WR], Kansas State	2005
Moriarty, Tom [S], Bowling Green	1970
Morrall, Earl [QB], Michigan State	1957-58
Morris, Byron "Bam" [RB], Texas Tech	1994-95
Morris, John [B], Oregon	1960
Morse, Steve [RB], Virginia	1975
Moser, Rick [RB], Rhode Island	1978-79, 81-82
Mosher, Clure [C], Louisville	1942
Mosley, Norm [B], Alabama	1948
Moss, Paul [E], Purdue	1933
Motley, Marion [B], Nevada	1955
Mott, Norm [B], Georgia	1934
Moye, Derek [WR], Penn State	2013
Mularkey, Mike [TE], Florida	1989-91
Mullenaeux, Lee [C], Northern Arizona	1935-36
Mullins, Gerry [G/OT], Southern Cal.	1971-79
Mundy, Ryan [S], West Virginia	2009-12
Murley, Dick [T], Purdue	1956
Murphy, Tyler [WR/QB], Boston College	2015
Murray, Earl [G], Purdue	1952
Musulin, George, Pitt	1938
Myślinski, Tom [OL], Tennessee	1996-97, 2000

N

Nagler, Gern [E], Santa Clara	1959
Naiota, John [B], St. Francis	1942, 45
Nardi, Dick [B], Ohio State	1939
Nelsen, Bill [QB], Southern Cal.	1963-67
Nelson, Darrell [TE], Memphis State	1984-85
Nelson, David [WR], Florida	2015
Nelson, Edmund [NT/DE], Auburn	1982-87
Nelson, Steven [CB], Oregon State	2019-20
Nery, Carl [G], Duquesne	1940-41
Newberry, Tom [G], Wisconsin-La Crosse	1995
Newsome, Harry [P], Wake Forest	1985-89
Niccolai, Armand [T/K], Duquesne	1934-42
Nichols, Allen [B], Temple	1945
Nicholas, Bob [T], Stanford	1965
Nickel, Elbie [TE], Cincinnati	1947-57
Nickerson, Hardy [LB], California	1987-92
Nicksich, George [G], St. Bonaventure	1950
Nisby, John [G], Pacific	1957-61
Nix, Kent [QB], TCU	1967-69
Nix, Roosevelt [FB], Kent State	2015-19
Nixon, Mike [B], Pitt	1935
Nkwenti, Mathias [OT], Temple	2001-03
Nobile, Leo [G], Penn State	1948-49
Nofsinger, Terry [QB], Utah	1961-64
Noppenberg, John [B], Miami	1940-41
Nosich, John [T], Duquesne	1938
Nua, Shaun [DE], BYU	2005
Nutter, "Buzz" [C], VPI	1961-64
Nuzum, Jerry [B], New Mex. A&M	1948-51

O

O'Brien, Fran [T], Michigan State	1966-67
O'Brien, John [E], Florida	1954-56
O'Delli, Mel [B], Duquesne	1944-45, 45
Odum, Henry [RB], South Carolina State	1983
O'Donnell, Neil [QB], Maryland	1990-95
Oehler, John [C], Purdue	1933-34
Oelerich, John [B], St. Ambrose	1938
Okobi, Chukky [C/G], Purdue	2001-06
Okorafor, Chukwuma [OT], Western Michigan	2018-20
O'Leary, Dan [TE], Notre Dame	2002
Oldham, Chris [CB], Oregon	1995-99
Oldham, Ray [DB], Middle Tennessee St.	1978
Olejniczak, Stan [T], Pitt	1935

Oliver, Clarence [DB], San Diego State	1969-70
Olsavsky, Jerry [LB], Pitt	1989-97
Olsen, Eric [C], Notre Dame	2013
Olszewski, Al [E], Penn State & Pitt	1945
O'Malley, Joe [E], Georgia	1955-56
O'Neil, Bob [G], Notre Dame	1956-57
Oniskey, Dick [G], Chattanooga	1955
Opfar, Dave [DE/NT], Penn State	1987
O'Rand, Bo [S], West Virginia	1998
Orr, Jim [E], Georgia	1958-60
Ortmann, Chuck [QB], Michigan	1951
O'Shea, Terry [TE], California (Pa.)	1989-90
Oswald, Paul [C], Kansas	1987
Owens, Darrick [WR], Mississippi	1992

P

Palelei, Si'u'ulagi [G], Nevada-Las Vegas	1993
Palko, Tyler [QB], Pittsburgh	2009
Palmer, Michael [TE], Clemson	2013-14
Palmer, Tom [T], Wake Forest	1953-54
Papach, George [B], Purdue	1948-49
Parker, Frank [DT], Oklahoma State	1968-69
Parker, Willie [RB], North Carolina	2004-09
Parquet, Jeremy [OL], Southern Miss	2007-08
Parrish, James [OL], Temple	1995
Paschell, Bill [B]	1940
Pascka, Gordon [G], Minnesota	1943
Pastin, Frank [G], Waynesburg	1942
Patrick, John [B], Penn State	1941, 45-46
Patterson, Bill [QB], Baylor	1940
Paulson, David [TE], Oregon	2012-13
Pavia, Ralph [G], Dayton	1947
Pavkov, Stonko [G], Idaho	1939-40
Paxson, Scott [DT], Penn State	2008
Pead, Isaiah [RB], Cincinnati	2015
Peaks, Clarence [B], Michigan State	1964-65
Pearson, Barry [WR], Northwestern	1972-73
Pearson, Preston [B], Illinois	1970-74
Pegram, Eric [RB], North Texas State	1995-96
Pense, Leon [QB], Arkansas	1945
Perko, John [G], Duq.	1937-40, 44-45, 45-47
Perry, Darren [FS], Penn State	1992-98
Perry, Lowell [B], Michigan	1956
Petchel, John [QB], Duquesne	1945
Petersen, Ted [OT/C], E. Illinois	1977-83, 87
Peterson, Todd [K], Georgia	2002
Petrella, John [B], Penn State	1945



JOE PORTER

Steelers All-Time Roster

Philip, Marvin [C], California	2006	Reynolds, Jim [B], Oklahoma A&M	1946	Sandusky, Mike [G], Maryland	1957-65
Pierre, James [CB], Florida Atlantic	2020	Rhodes, Don [T], W & J	1933	Sapp, Theron [B], Georgia	1963-65
Pierre, John [E], Pitt	1945	Ribble, Loran [G], Hardin-Simmons	1934-35	Saul, Bill [LB], Penn State	1964, 66-68
Pillath, Roger [T], Wisconsin	1966	Ridley, Stevan [RB], Louisiana State	2017-18	Saumer, Sylvester [B], St. Olaf	1934
Pine, Ed [LB], Utah	1965	Richards, Perry [E], Detroit	1957	Saunders, Wesley [TE], South Carolina	2011
Pinnay, Ray [OT/G/C], Washington	1976-78, 80-82, 85-87	Richardson, Daryl [RB], Abilene Christian	2016	Scales, Charles [B], Indiana	1960-61
Pirro, Rocco [G], Catholic U.	1940-41	Richardson, Huey [LB/DE], Florida	1991	Scales, Tegray [LB], Toledo	2020
Pittman, Mark [C], Hardin-Simmons	1935	Richardson, Terry [RB], Syracuse	1996	Scarbath, Jack [QB], Maryland	1956
Platukas, George [E], Duquesne	1938-41	Richmond, Rock [DB], Oregon	1987	Scherer, Bernard [E], Nebraska	1939
Pokorny, Frank [WR], Youngstown State	1985	Ricketts, Tom [OTT], Pitt	1989-91	Schiechl, John [C], Santa Clara	1941-42
Polamalu, Troy [S], Southern Cal.	2003-14	Riemersma, Jay [TE], Michigan	2003-04	Schmidt, John [C], Carnegie Tech	1940
Pollard, Frank [RB], Baylor	1980-88	Rienstra, John [G], Temple	1986-90	Schmitz, Bob [LB], Montana State	1961-66
Pope, Leonard [TE], Georgia	2012	Riffle, Dick [B], Albright	1941-42	Schneck, Mike [LS], Wisconsin	1999-04
Popovich, John [B], St. Vincent	1944-45	Riley, Avon [LB], UCLA	1987	Schneiker, Bob [E], Bowling Green	1961
Porter, Joey [LB], Colorado State	1999-06	Riley, Cameron [DB], Missouri	1987	Schuelke, Karl [B], Wisconsin	1939
Postus, Al [B], Villanova	1945	Rivera, Gabe [DT], Texas Tech	1983	Schultz, Eberle [G], Oregon State	1941-42
Poteat, Hank [CB], Pitt	2000-02	Rizzo, Tony, Duquesne	1938	Schwartz, Elmer [B], Wash. State	1933
Pottios, Myron [LB], Notre Dame	1961-65	Roberts, John [B], Georgia	1934	Schweder, John [G], Penn.	1951-55
Potts, Bill [B], Villanova	1934	Robinson, Adrian [LB], Temple	2012	Scobee, Josh [K], Louisiana Tech	2015
Pough, Ernest [WR], Texas Southern	1976-77	Robinson, Ed [LB], Florida	1994	Scolnick, Glenn [WR], Indiana	1973
Pouncey, Maurkice (C), Florida	2010-20	Robinson, Gil [E], Catawba	1933	Scot, Wilbert [LB], Indiana	1961
Pourdanesh, Shar [T], Nevada	1999-00	Robinson, Jack [T], N.E. Missouri State	1938	Scott, Chad [CB], Maryland	1997-04
Powell, Tim [E], Northwestern	1966	Robnett, Marshall [C], Texas A&M	1944-45	Scott, Chris [OT], Tennessee	2010-11
Powers, John [E], Notre Dame	1962-66	Rodak, Mike [B], Western Reserve	1942	Scott, Jonathan (OT), Texas	2010-11
Priatko, Bill [LB], Pitt	1957	Rodenhauser, Mark [LS/C], Illinois State	1998	Scudero, Joe [B], San Francisco	1960
Putzier, Rollin [DT], Oregon	1988	Rodgers, John [TE], Louisiana Tech	1982-84	Seabaugh, Todd [LB], San Diego State	1984
Q		Rothlisberger, Ben [QB], Miami (OH)	2004-20	Seabright, Charles [QB], West Virginia	1946-50
		Rogel, Fran [B], Penn State	1950-57	Seals, Ray [DE], no college	1994-95
		Rogers, Cullen [B], Texas A&M	1946	Searcy, Leon [OT], Miami (Fla.)	1992-95
Quatse, Jesse [T], Pitt	1933-34	Rogers, Eli [WR], Louisville	2015-16, 2018	Sears, Vic [T], Oregon State	1943-45
Quick, Jerry [OT/G], Wichita State	1987	Rorison, Jim [T], Southern Cal.	1938	Sebastian, Mike [B], Pitt	1935
Quinn, Mike [QB], Stephen F. Austin	1997	Rosenink, Marty [G], Pitt	1947	Seigler, Richard [LB], Oregon State	2006
R		Ross, Oliver [B], Iowa State	2000-04	Seitz, Warren [TE], Missouri	1986
		Rossum, Allen (PR/KR/CB), Notre Dame	2007	Semes, Bernard [B], Duquesne	1944-45
		Rostovsky, Pete [OT], Connecticut	1984-86	Sensabaugh, Coby [CB], Clemson	2017-18
Raborn, Carroll [C], SMU	1936-37	Rouen, Tom [P], Colorado	2002	Sepulveda, Daniel [P], Baylor	2007-11
Rader, Kevin [TE], Youngstown State	2020	Rowley, Bob [LB], Virginia	1963	Sexton, Brent [DB], Elon	1977
Rado, Alex [B], New River State	1934-35	Rowser, John [DB], Michigan	1970-73	Shabazz, Al-Hajj [CB], West Chester (PA)	2016
Rado, George [G], Duquesne	1935-37	Royals, Mark [P], Appalachian State	1992-94	Shaffer, George [B], Washington & Jefferson	1933
Radosevich, George [C], Pitt	1953	Roye, Orpheus [DE], Florida State	1996-99, 08	Shanklin, Ron [WR], North Texas State	1970-74
Ragunas, Vince [B], VMI	1949	Rozzell, Aubrey [LB], Delta State	1957	Sharp, Rick [T], Washington	1970-71
Rainey, Chris [RB], Florida	2012	Rucinski, Ed [E], Indiana	1944-45	Shaw, Bobby [WR], California	1998-01
Rajkovich, Pete [B], Detroit	1934	Rudolph, Mason [QB], Oklahoma State	2019-20	Shazier, Ryan [LB], Ohio State	2014-17
Randle El, Antwaan [WR], Indiana	2002-05, 2010	Ruff, Guy [LB], Syracuse	1982	Shelfield, Chris [CB], Albany State	1986-87
Randour, Hub, Pitt	1935	Ruple, Ernie [T], Arkansas	1968-69	Shell, Donnie [SS], South Carolina State	1974-87
Rankin, Walt [B], Texas Tech	1944-45	Russell, Andy [LB], Missouri	1963, 1966-76	Shelton, Richard [CB], Liberty	1990-93
Rasby, Walter [TE], Wake Forest	1994, 2004	Russell, Gary (RB), Minnesota	2007-08	Shepard, Charles [B], North Texas State	1956
Raskowski, Leo [T], Ohio State	1933	Ryan, Ed [E], St. Mary's (Cal.)	1948	Sherrif, Stan [LB], Cal. Polytech	1954
Rasmussen, Randy (C-G), Minnesota	1984-86	S		Sherman, Alex [QB], Brooklyn	1943-45
Ravotti, Eric [LB], Penn State	1994-96			Sherman, Bob [B], Iowa	1964-65
Raybon, Israel [DE], North Alabama	1996			Shields, Burrell [B], John Carroll	1954
Reavis, Dave [OT], Arkansas	1974-75	Sader, Steve [B] no college	1943-45	Shields, Scott [S], Weber State	1999-00
Rechichar, Bert [B], Tennessee	1960	Sadowski, Troy [TE], Georgia	1997-98	Shiner, Dick [QB], Maryland	1968-69
Recutt, Ray [E], VMI	1943-45	Salata, Paul [E], Southern Cal.	1950-51	Shipkey, Jerry [B], UCLA	1948-52
Redman, Isaac [RB], Bowie State	2010-12	Samuel, John [B], Maryland State	1961-62	Shorter, Jim [B], Detroit	1969
Reed, Jeff [K], North Carolina	2002-10	Samuel, Don [B], Oregon State	1949-50	Shugarts, Bert [DE], Indiana (Pa.)	1987
Reeder, Dan [RB], Delaware	1986, 87	Samuels, Jaylen [RB], NC State	2018-20	Shurtz, Hubert [T], LSU	1948
Reese, Jerry [DE], Kentucky	1988	Sanchez, Lupe [CB/KR], UCLA	1988-88	Shy, Don [B], San Diego State	1967-68
Reger, John [LB], Pitt	1955-63	Sandberg, Sigurd [T], Iowa Wesleyan	1935-37	Simerson, John [T], Purdue	1958
Reid, Willie (WR), Florida State	2006-07	Sandefur, Wayne [B], Purdue	1936-37	Simien, Tracy [LB], Texas Christian	1989
Renfro, Will [G], Memphis State	1960	Sanders, Chuck [RB], Slippery Rock	1988-87	Simington, Milt [B], Arkansas	1942
Repko, Joe [T], Boston College	1946-47	Sanders, Emmanuel (WR), SMU	2010-13	Simmons, Jason [CB], Arizona State	1998-01
Retkofsky, Jared (LS), TCU	2008-09	Sanders, John [G], SMU	1940-42	Simmons, Jerry [WR], Bethune-Cookman	1965-66
Reutershan, Randy [WR], Pitt	1978	Sandig, Curt [B], St. Mary of Texas	1942	Simmons, Kendall [G], Auburn	2002-08
Reynolds, Billy [B], Pitt	1958				

• Steelers combined with Philadelphia Eagles ○ Steelers combined with Chicago Cardinals.

Steelers All-Time Roster

Sims, Bob [E], Rutgers	1962	Snyder, Bill [G], Ohio U.	1934-35	1996-98	
Simpson, Jack [B], Florida	1961-62	Sodaski, John [DB], Villanova	1970	Stephens-Howling, LaRod [RB], Pittsburgh	2013
Simpson, Tim [G/C], Illinois	1994	Soleau, Bob [LB], William & Mary	1964	Steward, Denn [B], Ursinus	1943●
Sims, Darryl [DE], Wisconsin	1985-86	Solomon, Ariel [G/OT], Colorado	1991-95	Stewart, Kordell [QB], Colorado	1995-02
Sinkovitz, Frank [C], Duke	1947-52	Somers, George [T], LaSalle	1941-42	Stingily, Byron [OT], Louisville	2015
Sirochman, George [G], Duquesne	1942	Sorce, Ross [T], Georgetown	1945	Stock, John [E], Pitt	1956
Sites, Vince [E], Pitt	1936-37	Sortet, Wilbur [E], West Virginia	1933-40	Stock, Mark [WR], Virginia Military	1989
Skansi, Paul [WR], Washington	1983	Souchak, Frank [E], Pitt	1939	Stofko, Ed [B], St. Francis	1945
Skladany, Joe [E], Pitt	1934	Spaeth, Matt [TE], Minnesota	2007-10, 2013-15	Stone, Dwight [WR/RB/KR], Middle Tennessee State	1987-94
Skorich, Nick [G], Cincinnati	1946-48	Spann, Chad [RB], Northern Illinois	2012	Stout, Cliff [QB], Youngstown State	1977-83
Skoronski, Ed [E], Purdue	1935-36	Spence, Sean [LB], Miami	2012-15, 17	Stough, Glen [T], Duke	1945
Skulos, Mike [G], Washington & Jefferson	1938	Spencer, Todd [RB], Sothern Cal.	1984-85	Stowe, Tyrone [LB], Rutgers	1987-90
Slater, Walt [B], Tennessee	1947	Spillane, Robert [LB], Western Michigan	2019-20	Strand, Eli [G], Iowa State College	1966
Small, Fred [LB], Washington	1985	Spinks, Jack [G], Alcorn A&M	1952	Strom, Rick [QB], Georgia Tech	1989-93
Smallwood, Wendell [RB], West Virginia	2020	Spizak, Charley [QB], Carnegie Tech	1938	Strosser, Walter	1942
Smaltz, Joe [RB], John Carroll	1960-62	St. Pierre, Brian [QB], Boston College	2003-04, 06-07	Strugar, George [T], Washington	1962
Smith, Aaron [DE], Northern Colorado	1999-11	Staat, Jeremy [DE], Arizona State	1998-00	Strutt, Art [B], Duquesne	1935-36
Smith, Anthony [S], Syracuse	2006-08	Staggers, Jon [WR], Missouri	1970-71	Stryzinski, Dan [P], Indiana	1990-91
Smith, Ben [E], Alabama	1934-35	Stai, Brenden [G], Nebraska	1995-99	Strzelczyk, Justin [OT], Maine	1990-99
Smith, Billy Ray [T], Arkansas	1958-60	Staley, Duce [RB], South Carolina	2004-06	Stuaints, Russell [S], Youngstown State	2003-05
Smith, Bob [B], North Texas State	1966	Stallworth, John [WR], Alabama A&M	1974-87	Suhey, Steve [G], Penn State	1948-49
Smith, Dave [WR], Indiana (Pa.)	1970-72	Stanley, Ron [LB], Michigan State	2006	Sulima, George [E], Boston U.	1952-54
Smith, Jim [WR], Michigan	1977-82	Stanton, John [B], North Carolina State	1961	Suisham, Shaun [K], Bowling Green	2010-15
Smith, Kevin [S], Rhode Island	1991	Stapleton, Darnell [G/C], Rutgers	2007-09	Sullivan, Chris [DE], Boston College	2000
Smith, Laverne [RB], Kansas	1977	Stark, Pat [B], Syracuse	1954-56	Sullivan, Frank [C], Loyola (New Orleans)	1940
Smith, Marvel [OT], Arizona State	2000-08	Stark, Rohm [P], Florida State	1995	Sullivan, Robert [B], Holy Cross Iowa	1947
Smith, Ron [QB], Richmond	1966	Starks, Max [T], Florida	2004-12	Summers, Frank [RB], UNLV	2009
Smith, Steve [E], Michigan	1966	Starret, Ben [B], St. Mary's of California	1941	Sutherland, Don [B], Ohio State	1959-60
Smith, Stu [QB], Bucknell	1937-38	Station, Larry [LB], Iowa	1986	Sutton, Cameron [CB], Tennessee	2017-20
Smith, Truett [QB], Wyoming & Mississippi St.	1950-51	Stautner, Ernie [T], Boston College	1950-63	Sutton, Ricky [DL], Auburn	1993
Smith, Warren [T], Kansas Wes.	1948	Steed, Joel [NT], Colorado	1992-99	Swain, John [CB], Miami (Fla.)	1985-86
Smith-Schuster, JuJu [WR], Southern Cal.	2017-20	Steele, Ernie [B], Washington	1943●	Swann, Lynn [WR], Southern Cal.	1974-82
Snell, Ray [OT], Wisconsin	1984-85	Stehouwer, Ron [B], Colorado State	1960-64	Sweed, Limas [WR], Texas	2008-10
Snell Jr., Benny [RB], Kentucky	2019-20	Stenger, Brian [LB], Notre Dame	1969-72	Sweeney, Calvin [WR], Southern Cal.	1980-87
Snow, David [C/G], Texas	2013	Stenn, Paul [T], Villanova	1947	Switzer, Ryan [WR], North Carolina	2018-19
		Stephens, Jamaia [OT], North Carolina A&T		Sweeney, Jim [C/G], Pitt	1996-99
				Sydor, Willie [WR/KR], Syracuse	1982
				Sylvester, Stevenson [LB], Utah	2010-13
				Szot, Walter [T], Bucknell	1949-50

● Steelers combined with Philadelphia Eagles ○ Steelers combined with Chicago Cardinals.

JUJU

SMITH-SCHUSTER



T

Ta'am, Alameda [NT], Washington	2012
Tanguay, Jim [B], NYU	1933
Tarasovic, George [E], LSU	1952-53, 56-63
Tate, Ben [RB], Auburn	2014
Tatum, Jesse [E], North Carolina State	1938
Taylor, Ike [CB], Louisiana-Lafayette	2003-14
Taylor, Jim [LB], Baylor	1956
Taylor, Mike [T], Southern Cal.	1968-69
Tepe, Lou [C], Duke	1953-55
Terry, Nat [CB], Florida State	1988
Tesser, Ray [E], Carnegie Tech	1933-34
Tharpe, Larry [OT], Tennessee State	2000
Thelwell, Ryan [WR], Minnesota	1999
Thigpen, Yancey [WR], Winston-Salem State	1992-97
Thomas, Ben [DE/DT], Auburn	1988
Thomas, Cam [DT], North Carolina	2014-15
Thomas, Clendon [B], Oklahoma	1962-68
Thomas, J.T. [CB/S], Florida St.	1973-77, 79-81
Thomas, Shamarko [S], Syracuse	2013-16
Thomas, Matthew [LB], Florida State	2013-18
Thompson, Clarence [B], Minnesota	1937-38
Thompson, Donnel [LB], Wisconsin	2000

Steelers All-Time Roster

STEPHON
TUITT

Thompson, Leroy [RB], Penn State	1991-93
Thompson, Tommy [QB], Tulsa	1940
Thompson, Weegie [WR], Florida State	1984-89
Thornton, Sidney [RB], Northwestern La.	1977-82
Thurbon, Bob [B], Pitt	1943 • 44
Tiller, Morgan [E], Denver	1945
Timmons, Lawrence (LB), Florida State	2007-16
Tinsley, Sid [B], Clemson	1945
Titus, George [C], Holy Cross	1946
Titus, Silas [E], Holy Cross	1945
Todman, Jordan [RB], Connecticut	2015
Toews, Loren [LB], California	1973-83
Tomasetti, Lou [B], Bucknell	1939-40
Tomasich, Andy [B], Temple	1942-46
Tomczak, Mike [QB], Ohio State	1993-99
Tomlinson, Dick [G], Kansas	1950-51
Tommerson, Clarence [B], Wisconsin	1938-39
Tosi, John [B], Niagara	1939
Totten, Erik [S], Western Washington	2002
Toussaint, Fitzgerald [RB], Michigan	2015-17
Townsend, Deshea [CB], Alabama	1998-08
Tracy, Tom [B], Tennessee	1958-63
Trout, Dave [PK], Pitt	1981, 87
Tsoutsouvas, Lou [C], Stanford	1938
Tuggle, Anthony [CB/S], Nicholls State	1985, 87
Tuitt, Stephon [DE], Notre Dame	2014-20
Tuman, Jerome [TE], Michigan	1999-06
Turk, Dan [C], Wisconsin	1985-86
Turley, John [QB], Ohio Wesleyan	1935-36
Tyiski, Rich [G], Utah State	2000-01
Tyrell, Tim [RB], Northern Illinois	1989
Urblik, Kraig (G), Wisconsin	2009
V	
Valentine, Zack [LB], East Carolina	1979-81
Van Dyke, Bruce [G], Missouri	1967-73
Van Dyke, DeMarcus [CB], Miami	2012
Vannetti, Nick [TE], Ohio State	2019
Varrichione, Frank [T], Notre Dame	1955-60
Vaughan, John [QB], Indiana (Pa.)	1933-34

Veals, Elton [RB], Tulane	1984	Wimper, Guy [OT], East Carolina	2013
Veasey, Craig [DL], Houston	1990-91	White, Byron [B], Colorado	1938
Velasco, Fernando [C/G], Georgia	2010	White, Dwight [DE], East Texas State	1971-80
Ventrone, Ross [S], Villanova	2014-15	White, Paul [B], Michigan	1947
Vick, Mike [QB], Virginia Tech	2015	Whyte Jr., Kerrith [RB], Florida Atlantic	2019
Victorian, Josh [CB], Louisiana Tech	2012	Wiel, Joe [T], Duquesne	1935
Vidoni, Vic [E], Duquesne	1935-36	Wiggins, Paul [OT], Oregon	1997
Villanueva, Alejandro [OT], Army	2015-20	Wilburn, J. R. [WR], South Carolina	1966-70
Vincent, Keydrick [G], Mississippi	2001-04	Wilcots, Solomon [S], Colorado	1992
Vincent, Shawn [CB], Akron	1991	Wilcox, J.J. [S], Georgia Southern	2017
von Oelhoffen, Kimo [DL], Boise State	2000-05	Wiley, Jack [T], Waynesburg	1946-50
Voss, Lloyd [T], Nebraska	1966-71	Wilkerson, Eric [RB/WR], Kent State	1989
Vrabel, Mike [LB], Ohio State	1997-00	Williams, Albert [LB], UTEP	1987
W		Williams, Dave [WR], Washington	1973
Wade, Bob [DB], Morgan State	1968	Williams, DeAngelo [RB], Memphis	2015-16
Wade, Tom [QB], Texas	1964-65	Williams, Don [G], Texas	1941
Wager, Clint [E], St. Mary's Minn.	1944	Williams, Eric [S], North Carolina State	1983-86
Wagner, Mike [S], Western Illinois	1971-80	Williams, Errol [WR], Maryland State	1969
Walden, Bob [P], Georgia	1968-77	Williams, Gerald [NT/DE], Auburn	1986-94
Walker, Sammy [CB], Texas Tech	1991-92	Williams, Jerrol [LB], Purdue	1989-92
Wallace, Cody (G), Texas A&M	2013-16	Williams, Joe [LB], Grambling	1987
Wallace, Mike (WR), Mississippi	2009-12	Williams, Joe [B], Ohio State	1939
Wallace, Ray [RB], Purdue	1989	Williams, John L. [FB], Florida	1994-95
Wallace, Rian [LB], Temple	2005-06	Williams, Nick [DE], Samford	2013
Walsh, Bill [C], Notre Dame	1949-55	Williams, Ray [CB], Rhode Island	1987
Walton, L.T. [DE], Central Michigan	2015-18	Williams, Robert [S], Eastern Illinois	1974
Ward, Hines [WR], Georgia	1998-11	Williams, Sidney [LB], Southern	1969
Warren, Buist [B], Tennessee	1945	Williams, Trae (CB), South Florida	2009
Warren, Greg [LS], North Carolina	2005-16	Williams, Vince [LB], Florida State	2013-20
Warren, Xavier [DE/DT], Tulsa	1987	Williams, Warren [RB], Miami (Fla.)	1988-92
Washington, Anthony [CB], Fresno State	1981-82	Williams, Willie [CB], Western Car.	1993-96, 2004-05
Washington, Clarence [DT], Arkansas AM & N	1969-70	Williamson, Avery [LB], Kentucky	2020
Washington, Dewayne [CB], N.C. State	1998-03	Williamson, Fred [B], Northwestern	1960
Washington, James [WR], Oklahoma State	2018-20	Willis, Keith [DE], Northeastern	1982-87, 89-91
Washington, Nate [WR], Tiffin	2005-08	Wilson, Bill [E], Gonzaga	1938
Washington, Robert [OT], Alcorn State	1987	Wilson, Cedrick [WR], Tennessee	2005-07
Washington, Sam [CB], Miss. Val. State	1982-85	Wilson, Frank [TE], Rice	1982
Watkins, Tom [B], Iowa State	1968	Wilson, Kion [LB], South Florida	2013
Watson, Allen [K], Newport (Wales)	1970	Winfrey, Carl [LB], Wisconsin	1972
Watson, Sid [B], Northeastern	1955-57	Wing, Brad [P], LSU	2014
Watson, Terrell [RB], Azusa Pacific	2017	Wingle, Blake [G], UCLA	1983-85
Watt, Derek [FB], Wisconsin	2020	Winston, Dennis [LB], Arkansas	1977-81, 85-86
Watt, T.J. [LB], Wisconsin	2017-20	Wisniewski, Stefan [OL], Penn State	2020
Webb, B.W. [CB], William & Mary	2014	Withycombe, Mike [C], Fresno State	1991
Webster, Elardo [LB], Rutgers	1992	Witman, Jon [FB], Penn State	1996-01
Webster, George [LB], Michigan State	1972-73	Wolf, Jim [DE], Prairie View	1974
Webster, Mike [C], Wisconsin	1974-88	Wolfe, Craig [G/OT], Syracuse	1980-89
Weed, Thurlow [K], Ohio State	1955	Wolford, Will [G/T], Vanderbilt	1996-98
Weinberg, Henry [G], Duquesne	1934	Womack, Joe [B], Los Angeles State	1962
Weinstock, Izzy [B], Pitt	1937-38	Woodard, Ken [LB], Tuskegee Institute	1987
Weisenbaugh, Henry [B], Pitt	1935	Woodley, David [QB], LSU	1984-85
Wells, Billy [B], Michigan State	1957	Woodley, LaMarr (LB), Michigan	2007-13
Wendlick, Joe [E], Oregon State	1941	Woodruff, Dwayne [CB], Louisville	1979-85, 87-90
Wenzel, Ralph [E], Tulane	1942	Woods, Al (DE), LSU	2011-13
Wenzel, Ralph [G], San Diego State	1966-70	Woods, Donovan (LB), Oklahoma State	2008-09
Westerman, Jamaal [LB], Rutgers	2013	Woods, Rick [S/CB], Boise State	1982-86
Westfall, Ed [B], Ohio Wesleyan	1933	Woodson, Marv [B], Indiana	1964-69
Wetzel, Damon [B], Ohio State	1935	Woodson, Rod [DB/KR], Purdue	1987-96
Wheaton, Markus [WR], Oregon State	2013-16	Woodford, Donnell [CB], Clemson	1997
Wheeler, Ernie [B], North Dakota State	1939	Worlds, Jason (LB), Virginia Tech	2010-14
Whelan, Tom [DE], Catholic U.	1933	Worley, Tim [RB], Georgia	1989-91, 93
		Wormley, Chris [DT], Michigan	2020

• Steelers combined with Philadelphia Eagles ○ Steelers combined with Chicago Cardinals.

Steelers All-Time Roster

ALL-TIME Head Coaches

Coch (Years)	Overall Record**
Austin, Bill (1966-68)	11-28-3 (.298)
Bach, Joe (1935-36, 52-53)	21-27-0 (.438)
Bell, Bert (1941)	0-2-0 (.000)
Cowher, Bill (1992-06)	161-99-1 (.619)
DiMello, Luby (1934)	2-10-0 (.167)
Donelli, Aldo (1941)	0-5-0 (.000)
Douds, Forrest (1933)	3-6-2 (.364)
Kiesling, Walt (1939-40, 41-44*, 54-56)	30-55-5 (.361)
Leonard, Jim (1945)	2-8-0 (.200)
McNally, Johnny "Blood" (1937-39)	6-19-0 (.240)
Michelosen, Johnny (1948-51)	20-26-2 (.438)
Nixon, Mike (1965)	2-12-0 (.143)
Noll, Chuck (1969-1991)	209-156-1 (.572)
Parker, Raymond "Buddy" (1957-64)	51-47-6 (.519)
Sutherland, Jock (1946-47)	13-10-1 (.563)
Tomlin, Mike (2007-20)	153-86-1 (.640)
Total	684-596-22 (.534)

*Kiesling was co-head coach with Greasy Neale in 1943 (Phil-Pitt.) and with Phil Handler in 1944 (Card-Pitt.). ** Record includes postseason.



ALL-TIME Assistant Coaches

Anderson, Ken	2007-09	Haley, Todd	2012-17	Perles, George	1972-81
April, Bobby	1994-95	Handler, Phil	1944	Perry, Darren	2003-06
Archer, Mike	1996-02	Harrison, Bob	1992-93	Perry, Lowell	1957
Arians, Bruce	2004-11	Haslett, Jim	1997-99	Plasman, Dick	1958-61
Austin, Teryl	2019-21	Hayes, Jay	1999-01	Porter, Joey	2004-18
Bach, Joe	1935-36	Hefferle, Ernie	1965	Radakovich, Dan	1971, 74-77
Bail, Herman	1955	Heinrich, Don	1966-68	Ramsey, Buster	1962-64
Bicknell, Jr., Jack	2013	Henry, Jack	1990-91	Reese, Cad	1934-36
Blackledge, Ron	1982-91	Hilliard, Ike	2020-21	Riecke, Lou	1970-79
Bradley, Tom	2018-20	Hoak, Dick	1972-06	Roberts, Alfredo	2021
Bratkowski, Bob	1999-00	Hodgson, Pat	1992-95	Robinson, Willy	2001-03
Brazil, Dave	1989-91	Horton, Ray	2004-10	Ronzani, Gene	1954
Bridgers, John	1969	Hughes, Jed	1984-88	Rooker, Harvey	1948
Brown, Grady	2021	Hunter, Hal	1985-88	Rooney, Daniel Martin	2015-2017
Butler, Jack	1961-63	Jackson, Kenny	2001-03	Rooney, JP	1934-35
Butler, Keith	2003-21	Jones, Amos	2007-12	Rust, Rod	1989
Canada, Matt	2020-21	Jones, Edgar	1953	Sarrett, Shaun	2012-20
Capers, Dom	1992-94	Keano, Tom	1965	Saxon, James	2014-18
Carson, Bud	1972-77	Kiesling, Walt	1938-39, 41, 49-54, 57-61	Sherman, Ray	1998
Cherundolo, Charles	1948-57, 61	Klemm, Adrian	2019-21	Skladany, Joseph	1947
Clements, Tom	2001-03	Kolb, Jon	1982-91	Skorich, Nick	1955-57
Coley, Max	1969-71	Kugler, Sean	2010-12	Smith, Danny	2013-21
Craft, Russ	1956	Kuharich, Joe	1946	Snyder, Bob	1955
Culley, David	1996-98	Lake, Carnell	2011-17	Sortet, Wilbur	1940
Daniel, James	2004-20	Layne, Bobby	1964-65	Souchak, Frank	1946
Davis, Robert	1951	LeBeau, Dick	1992-96, 04-14	Spencer, Kevin	2002-06
DePasqua, Carl	1968	Leonard, Jim	1942	Spezzaferro, John	1976
DiMancheff, Boris	1958-59	Lewis, Art	1960-61	Stautner, Ernie	1963-64
Dorais, Gus	1952	Lewis, Marvin	1992-95	Stephenson, Kent	1992-00
Doran, Jim	1964-65	Lewis, Tim	1995-03	Stewart, Blaine	2018-21
Dotsch, Rollie	1978-81	Ligaschsky, Bob	2007-09	Stewart, George	1989-91
Drake, Darryl	2018-19	Mann, Richard	2013-17	Stillie, Ken	1959-63
Dudley, Bill	1956	Martin, Denzel	2018-21	Sullivan, Mike	2021
Dunbar, Karl	2018-21	McGraw, Thurman	1958-61	Sumner, Charley	1969-72
Dungy, Tony	1981-88	Meyer, Steve	2015-17	Symmes, Matt	2018-20
Eatman, Irv	2000	McLaughlin, Leon	1966-68	Taylor, Hugh	1966-68
Erhardt, Ron	1992-95	McNally, Johnny "Blood"	1936	Taylor, Lionel	1970-76
Evans, Walt	1982-88	McPeak, Bill	1956-58	Tomsho, Matt	2021
Everest, Al	2010-12	Meyers, Bill	1984	Torgeson, LaVerne	1962-68
Faulkner, Eddie	2019-21	Michelosen, John	1946-47	Uram, Paul	1972-81
Fichtner, Randy	2007-20	Mitchell, John	1994-2021	Valesente, Bob	1990-91
Fitzgerald, Dennis	1982-88	Montgomery, Scottie	2010-12	Walker, Dick	1978-81
Fletcher, Tom	1966-68	Moore, Tom	1977-89	Walls, Will	1962-63
Fox, John	1989-91	Morgan, Chris	2021	Walton, Frank	1947
Fry, Bob	1969-73	Mularkey, Mike	1996-03	Walton, Joe	1990-91
Furness, Steve	1992-93	Munchack, Mike	2014-18	Whipple, Mark	2004-06
Gailey, Chan	1994-97	Neale, Greasy	1943	Whisenhunt, Ken	2001-06
Gilbride, Kevin	1999-00	Nixon, Mike	1961-65	Widenhofer, Woody	1973-83
Gilmer, Harry	1957-60	Olsavsky, Jerry	2010-21	Wilson, Kirby	2007-13
Greene, Joe	1987-91	Ormiston, Ken	1948-50	Wray, Lud	1945
Grimm, Russ	2001-06	Painter, Dwain	1988-91	Zierlein, Larry	2007-09
Guy, John	1992-93	Parilli, Babe	1971-73	Zook, Ron	1996-1998
Hackett, Walter	1969-70	Patrick, Frank	1948		

• Kiesling and Neale were co-head coaches of Phil-Pitt in 1943 ○ Kiesling and Handler were co-head coaches of Card-Pitt in 1944 Current coaches in bold

Steelers All-Time Jersey Numbers

00 Johnny Clement (46-48)

0 Jack Collins (62)
Johnny Clement (46-48)

1 Anthony Wright (99), Gary Anderson (82-94), Dave Trout (81), Merlyn Condit (40), Warren Heller (36), __Zeher (35)

2 Mason Rudolph (19-20), Mike Vick (15), Dennis Dixon (08-09), Brian St. Pierre (03-04, 06-07), Todd Peterson (02), Matt George (98), Jon Staggers (70-72), Bill Lajousky (36), Sigurd Sandberg (35)

3 Landry Jones (13-17), Brian Hoyer (12), Jeff Reed (02-10), Kris Brown (99-01), Rohn Stark (95), Mark Royals (92-94), Andy Tomasic (42), Bill Dudley (42), Thomas Thompson (40), Maurice Bray (35)

4 Jordan Berry (15-20), Byron Leftwich (08, 10-12), Tyler Palko (09), Josh Miller (96-03), Dan Stryzinski (90-91), Andy Tomasic (42), Frank Bykowski (40), Mel Pittman (35)

5 Joshua Dobbs (18, 20) Bruce Gradkowski (13-15), Paul Ernster (08), David Trout (87r), Craig Colquitt (78-81, 83-84), Terry Hanratty (69-76), John Binotto (42), Henry Bruder (40), George Rado (36), Gene Augustferner (35)

6 Devlin Hodges (19), Shaun Suisham (10-15), Bubby Brister (86-92), Jim Elliott (67), Chester Johnson (40), Thomas Cosgrove (35)

7 Ben Roethlisberger (04-20), Pete Gonzalez (98-99), Reggie Collier (87r), Jack Kemp (57), John Lyle (56), James Finks (51-52, 54-55), Leroy Zimmerman (43), Reggie Coldagelli (40), Joseph Reznichak (35)

8 Josh Scobee (15), Tommy Maddox (01-05), Everett Fisher (40), Joseph Yurcic (40), Albert DeLuca (35)



9 Chris Boswell (15-20), Brad Wing (14), Drew Butler (12), Daniel Sepulveda (07-11), Norm Johnson (95-98), Matt Bahr (79-80), Dick Brown (69), John Foruria (67-68), George Kiick (40), Chas Bush (35)

10 Ryan Switzer (18-19), Martavis Bryant (14-15, 17), Mat McBriar (13), Dennis Dixon (10-11) Santonio Holmes (06-09), Kordell Stewart (95-02), John Bruno (87r), Scott Campbell (84-86), Roy Gerela (71-78), Kent Nix (67-69), Ron Smith (66), Rudy Bukich (60-61), Dan Nolan (59), Earl Morrall (57-58), Alex Sherman (43), Russell Cotton (42), Boyd Brumbaugh (40), Byron (Whizzer) White (38), Dom Cara (37), Wayne Sandefur (36), Stan Olejniczak (35), Marv Ellstrom (35)

11 Chase Claypool (20), Donte Moncrief (19), Justin Hunter (17-18), Markus Wheaton (13-16), Stefan Logan (09), Quincy Morgan (05), Kent Graham (00), Mike Quinn (97), Rick Strom (89-93), Jeff Quinn (82), Gene Mingo (69), Rich Badar (67), Ron Meyer (65), Howard Hartley (49-51), Norm Mosley (48), Curtis Sandig (42), John Schmidt (40), John Yurchey (40), Mike Basrak (37), Maurice Bray (36), John Valenti (35), __ Van Horn (35)

12 Terry Bradshaw (70-83), Terry Nofsinger (63-64), Jack Scarbath (56-57), Vic Eaton (55), Stan Zajdel (51), Nick Skorich (48), Dick Riffe (42), Morgan Tiller (42), William Patterson (40), Bill Davidson (37), Henry Weisenbaugh (35), Alex Rado (35)

13 James Washington (18-20), Jacoby Jones (15), Dri Archer (14-15), Jeremy Kapinos (10-11), Bill Mackrides (54), Lee Mulleneaux (36), Raymond Redding (35), Earl Harbes (35)

14 Ray-Ray McCloud (20), Tevin Jones (19), Sammie Coates (15-16), Derek Moya (13), Limas Sweed (08-09), Tom Rouen (02), Shane Edge (96), Neil O'Donnell (90-95), Todd Blackledge (88-89), Alan Watson (70), Bill Shockley (68), Bill Nelsen (63-67), Vic Eaton (54), Ed Kissell (52-54), Lynn Chandnois (51), Ernest Bonelli (46), Joseph Maras (40), George Kase (36-37), George Nicksich (35), John Gildea (35)

15 Demarcus Ayers (16) Justin Brown (14), Willie Reid (06-07), Bobby Shaw (98), Steve Bono (87-88), Mike Kruczek (76-79), George Izo (65), Ed Brown (62-64), Ted Laux (43), Vernon Martin (42), John Blood McNally (37), Vic Vidoni (35), Warren Heller (35)

Steelers All-Time Jersey Numbers

16 Matthew Wright (20), Tyler Murphy (15), Lance Moore (14), Charlie Batch (02-12), Jim Miller (94-96), Mark Malone (80-87), Neil Graff (76-77), Dock Mosley (69), Ken Hebert (68), Tommy Wade (64-65), John Green (60), Len Dawson (57-59), Dave Androzowski (56), Gonzales Morales (47-48), Allan Donelli (42), Carroll Raborn (36-37), Clarence Janacek (35), Ben Ciccone (35)

17 Deon Cain (19), Eli Rogers (16-18) Shayne Graham (13), Mike Wallace (09-12), Mitch Berger (08), Chris Gardocki (04-06), Tee Martin (00-01), Curtis Marsh (97), John Goodson (82), Joe Gilliam (72-75), Dick Shiner (68-69), Ted Marchibroda (55), Paul Held (54), Maurice Duncan (54), Gary Kerkorian (52), Joe Glamp (47-49), Joe Hogue (42), Armand Niccolai (35-37, 40), Bob Hall (35)

18 Diontae Johnson (19-20), Zach Mettenberger (16) David Gilreath (12), Walter Young (06), Mike Tomczak (93-99), Harry Newsome (85-89), Cliff Stoudt (77-83), Terry Nofsinger (61-62), Jack Stephans (59), Jack Kemp (57-58), Ted Marchibroda (55-57), Pat Brady (54), Chuck Ortmann (52), Alex Lukachik (42), Frank Sullivan (40), Max Fiske (37), Loran Ribble (35), George Rado (35)

19 JuJu Smith-Schuster (17-20), Tyler Grisham (09), Andre Coleman (97), David Woodley (84-85), Maury Duncan (56), Pat Stark (56), George Somers (42), Max Fiske (37), Vic Vidoni (36), Alfred Turner (35), Thomas Johnson (35)

20 Cameron Sutton (18-20), Robert Golden (17), Al-Haji Shabazz (16), Will Allen (13-15), Baron Batch (12), Bryant McFadden (05-08, 10-11), Keenan Lewis (09), Dewayne Washington (98-03), Erric Pegram (95-96), Dwight Stone (87-94), Ernest French (82), Rocky

Bleier (71-80), Paul Martha (64-69), Jack Stanton (61-62), Bill Butler (61), Jack Morris (60), Don Sutherland (59), Jack Call (59), Dick Christy (58-59), Eugene Cichowski (57-58), John Howle (56), Gene Rossi (56), Pat Stark (54), Howard Hartley (52), George Sirochman (42), Elmer Hackney (42), George Rondour (35), Wilbur Sortet (34-37, 40)

21 Sean Davis (18-20), Joe Haden (17), Robert Golden (12-16), Melwede Moore (08-11), Ricardo Colclough (04-06), Amos Zereoue (99-03), Bo Orlando (98), Donnell Woolford (97), Deon Figures (93-96), Richard Bell (90), Greg Lee (88), Eric Williams (83-86), Tony Dungy (77-78), Glenn Scolnick (73), Gene Mingo (70), Jim Shorter (69), Jim Bradshaw (64), Karl Karlivacz (61), Lou Levanti (51), Chuck Cherundolo (42, 48), Lou Tomasetti (40), John Vaughan (35)

22 Steven Nelson (19-20), Stevan Ridley (18), William Gay (07-11, 14-17), Chris Rainey (12), Duce Staley (04-06), Dee Brown (03), Hank Poteat (00-02), Terrance Joseph (98), John L. Williams (94-95), Larry Griffin (87-93), Rick Woods (82-85), Ernie Pough (76), Dick Conn (74), Bobby Layne (58-62), Richie McCabe (58), Fred Bruney (57), Lowell Lander (56), Jack Zachary (54), Harold Payne (52), Jerry Nuzum (48-49, 51-52), Ralph Wenzel (42), John Klumb (40), Frank Ivy (40), Silvio Zaninelli (35-37)

JOE HADEN



23 Joe Haden (18-20), Mike Mitchell (14-17), Felix Jones (13), Keenan Lewis (10-12), Tyrone Carter (04-09), Jason Simmons (98-01), Anthony Daigle (94-95), Sammy Walker (91-92), Tim Tyrrell (89), Spark Clark (87r), Chris Brown (83-85), Fred Bohannon (82), Mike Wagner (71-80), Bob Campbell (69), Jim "Cannonball" Butler (65-67), Bill "Red" Mack (61-63), Harold Payne (52), Joe Gasparella (51), Ed Paskey (51), Bill Pavlikowski (51), Armand Niccolai (42), John Berdelli (42), Rocco Pirro (40), John Gildea (36), ___ Oliver (35)

24 Benny Snell Jr. (19-20), Coty Sensabaugh (17-18), Justin Gilbert (16), Doran Grant (15), Ike Taylor (03-14), Nakia Codie (00), Chris Oldham (95-99), Tim McKyer (94), Richard Shelton (91-93), Rodney Carter (88-89), Rich Erenberg (84-86), J.T. Thomas (73-81), Kenny Graham (70), Jon Henderson (68-69), Jim Bradshaw (64-65), John Sample (61-62), Bob Luna (59), Clive Bullion (59), Billy Wells (57-58), Dick Hughes (57), Henry Ford (56-57), Richie McCabe (55, 58), Russ Craft (54), Claude Hipps (52), Ed Brett (37), John Turley (36), Victor Saufley (35)

25 Antoine Brooks Jr. (20), Artie Burns (16-19) Brandon Boykin (15), Brice McCain (14), Ryan Clark (06-13), B.J. Tucker (03), Fred McAfee (95-98), Gary Jones (90-91, 93-94), David Arnold (89), Anthony Tuggle (85-87), Greg Best (83), Marvin Cobb (80), Ray Oldham (78), Ron Shanklin (70-74), Don Shy (67-69), Jerry Simmons (63, 66), Kraig Lofquist (65), Roy Curry (63), David Ames (60), Ray Mathews (52, 54-59), Dick Hendley (51), Jack Butler (50), John Naiota (42), Coley McDonough (40), Vince Sites (36-37), Bill Snyder (35), Ben Smith (34)

Steelers All-Time Jersey Numbers

26 Anthony McFarland (20), Mark Barron (19), Le'Veon Bell (13-17), Will Allen (10-12) Deshea Townsend (98-09), Rod Woodson (87-96), John Swain (85-86), Scoop Gillespie (84), Preston Pearson (70-74), John Sodaski (69), Rocky Bleier (68), Brady Keys (61-67), Joe Scudero (60), Ron Hall (59-60), Gary Glick (57-59), Lou Baldacci (56), Dewey McConnell (54-55), Art DeCarlo (54), Bill Robinson (52), Bill Holcomb (37), Ed Skoronski (36), Joe Wiehl (35), John Oehler (34)

27 Marcus Allen (18-20), J.J. Wilcox (17), Senquez Golson (16), Jonathan Dwyer (10-13), Joe Burnett (09), Anthony Smith (06-08), Willie Williams (04-05), Brent Alexander (00-03), Travis Davis (99), Willie Williams (93-96), Thomas Everett (88-91), Greg Hawthorne (79-83), Glen Edwards (71-77), Clarence Oliver (69-70), Bill Mack (65), Dick Haley (61-64), Dean Derby (57-61), Ted Wegert (57), Gary Glick (56), Lou Baldacci (56), Tad Weed (55), Jim Brandt (52-54), Fran Rogel (51), George Papach (48-49, 51), John Butler (43), Dick Riffe (42), Clarence Thompson (37), Ed McDonald (36), Charles Casper (35), George Kavel (34)

28 Mike Hilton (18-20), Sean Davis (16-17), Cortez Allen (11-15), Crezdon Butler (10), Jovon Johnson (06), Chris Hope (02-05), Ainsley Battles (00), John Jenkins (98), Alvoid Mays (95), Lupe Sanchez (86-88), Robert Williams (84), Alvin Maxson (77-78), Ocie Austin (70-71), Clendon Thomas (62-68), Henry Clement (61-62), Rex Johnston (60), Don Nikles (60), Don Bishop (59), Jim Smith (59), George Volkert (58), Dick Hughes (57), Lou Cimarolli (56), Leon Campbell (55), Ed Kissell (55), Al Brosky (54), Pat Brady (52), Tony Momsen (51), John Gruble (51), Bob Davis (48-49), Theo Doyle (40-42), Sigurd Sandberg (36-37), Chase (35)

29 Kameron Kelly (19), Brian Allen (17-18), Shamarko Thomas (13-16), Ryan Mundy (09-12), Chidi Iwuoma (02-06), Lance Brown (98-99), Randy Fuller (95-97), Barry Foster (90-94), Cornell Gowdy (87-88), Ron Johnson (77-84), Brent Sexton (77), John Dockery (72-73), Fred Barry (70), Bob Hohn (65-69), Joe Smaltz (60-63), Walt Williamson (59), Lowell Lander (56), Joe Lamas (42), Don Campbell (40), Stu Smith (37), Ben Smith (35)


30 James Conner (17-20), Jordan Todman (15), DeMarcus Van Dyke (12), Chad Spann (11), Roy Lewis (08), Allen Rossum (07), Chad Scott (97-04), Victor Jones (93), Frank Pollard (83-88), Larry Anderson (78-81), Terry Cole (70), Bill Asbury (66-69), Bob Harrison (64), Tom Tracy (58-63), Ed Sears (58), Stan Zajdel (52), Truett Smith (51), Vince Ragunas (49), Bill Garnaas (48), George Gonda (42), Don Looney (42), Stan Pavkov (40), Joe Cardwell (37), John Karcis (36), Norm Greeney (35)

31 Justin Layne (19-20), Nat Berhe (18), Mike Hilton (17), Ross Cockrell (15-16), Curtis Brown (11-13), Fernando Bryant (08), Mike Logan (01-06), Donnie Shell (74-87), Al Young (72), Carl Crennel (70), Ed Holler (64), C.R. Roberts (59), Larry Krutko (58), Bill Hewitt (43), Bob Masters (43), Tony Bova (42)

32 Franco Harris (72-83), Hubie Bryant (70), Ken Liberto (69), Byron McCabe (68), Joe Womack (62-63), Willie Simpson (61), Ted Wianowski (56), Charles Gauer (43), Tom Brown (42), Ben Vaznelis (42), Henry Marker (34)

33 Trey Edmunds (18-20), Fitzgerald Toussaint (15-17), Isaac Redman (10-12), Gary Russell (07-08), Russell Stuvaints (03-05), R.J. Bowers (01), Richard Huntley (98-00), Byron "Bam" Morris (94-95), Merrill Hoge (87-93), Harvey Clayton (83-86), Anthony Anderson (79), John Fuqua (70-76), Walt Mitchell (69), Theron Sapp (63-65), Dick Young (58), Fran Rogel (54-57), Jerry Shipkey (51-52), George Murphy (51), Charles Seabright (48-49), Stephen Sader (43), Allan Donelli (42), Walter Lamas (42), Walter Strosser (42), George Piatukis (40), John Gildea (37), Joe Malkovich (35), Silvio Zaninelli (34)

34 Terrell Edmunds (18-20), Cameron Sutton (17),



Steelers All-Time Jersey Numbers



DeAngelo Williams (15-16), Ben Tate (14), LaRod Stephens-Howling (13), Rashard Mendenhall (08-12), Verron Haynes (02-07), Tim Lester (95-98), Leroy Thompson (91-93), Walter Abercrombie (82-87), Andy Russell (66-76), Bob Soleau (64), Bob Simms (62), Charles Scales (60-61), Leo Elter (58-59), Lem Harkey (55), Paul Cameron (54), Fran Rogel (52), Hubbard Law (42), Warren Heller (34)

35 Ross Ventrone (14-15), Josh Victorian (12), Baron Batch (11), Trae Williams (09), Corey Ivy (09), Dan Kreider (00-07), Carlos King (98), Fred McAfee (94), Delton Hall (87-91), Ray Williams (87r), Jack Deloplain (76-79), Steve Davis (72-74), Booth Lusteg (68), Tom Watkins (68), John Henry Johnson (60-65), Rudy Hayes (59), Paul Younger (58), Dick Young (57), Charles Shepard (56), Sam Pino (56), Tom Calvin (52, 54-55), Joe Geri (49-51), Bill Dudley (42), John Schiehl (42), Walt Kiesling (37), Ed Karp (36), John Blood McNally (34)

36 Jerome Bettis (96-05), Fred Foggie (94), David Hughes (86), Todd Spencer (84-85), Guy Ruff (82), Wentford Gaines (77), Dave Brown (75), Jim Brumfield (71), Don McCall (69), Charlie Blvins (67), Clarence Peaks (64-65), Andy Russell (64), Wilbert Scott (61), Rudy Hayes (60, 62), Marion Motley (55), Don Samuel (49-50), John Woudenberg (40, 42), Ed Karp (36-37, 40), Basilio Marchi (34)

37 Jordan Dangerfield (16, 18-20), Mike Hilton (17), Justin King (12), Anthony Madison (06-11), Ainsley Battles (04), Carnell Lake (89-98), Kelvin Middleton (87r), Donnie Elder (86), Frank Wilson (82), Laverne Smith (77), Bill Cahill (73), Charles Beatty (69-70, 72), Bob Morgan (67), Bob Smith (66), Ken Kirk (62), Mike Henry (60-61), Bo Dickinson (59), Dale Atkinson (57-58), Marion Motley (55), Burrell Shields (54), Jack Wagner (54), Jack Spinks (52), Joe Hollingsworth (51), Henry Minarik (51), Bill McPeak (49), Ernest Steele (43), Clure Mosher (42), Mose Kelsch (34).

38 Jaylen Samuels (18-20), Stevan Ridley (17), John Clay (11), Carey Davis (07-09), Jon Witman (96-01), Tim Worley (89-91, 93), Rock Richmond (87r), Elton Veals (84), Sidney Thornton (77-81), Ed Bradley (72-75), Earl Gros (67-69), Mike Lind (65-66), Frank Pastin (42), John Love (34)

39 Minkah Fitzpatrick (19-20), Terrell Watson (17), B.W. Webb (14), Isaiah Green (13), Willie Parker (04-09), Erik Totten (02), Darren Perry (92-98), Rick Moser (79-82), Sidney Thornton (78), Bobby Walden (68-77), Larry Krutko (58-61), Allan Cann (58), Sid Watson (55-57), Leo Elter (54), Ed Modzelewski (52), David Bernard (42), George Dobash (42), John Perko (37, 40), Max Fiske (36), Armand Niccolai (34)

40 Tegray Scales (20), Kerrith Whyte Jr. (19), Josh Harris (14), Marshall McFadden (12), Patrick Cobbs (06), Myron Bell (94-97, 01), Stan Smagala (92), Richard Shelton (90), Eric Wilkerson (89), Dan Reeder (86-87), Anthony Corley (84), Randy Reutershan (78), Preston Carpenter (60-63), Russ Craft (54), George Hughes (51), Mike Rodak (42), Carl Nery (40), Hayden Mayhew (37), Rudy Tesser (34-35)

41 Robert Spillane (19-20), Antwon Blake (13-15), Grant Mason (07), Andre Lott (06), Lee Flowers (95-02), Solomon Wilcots (92), Kevin Smith (91), Chris Sheffield (86-87), Sam Washington (82-85), Tom Moriarty (80), Nat Terry (78), Dennis Meyer (72-73), Larry Elkins (69), Bernie Wyatt (62), Earl Girard (57-58), Fred Bruney (56), Lowell Perry (56), Dick Doyle (55), Johnny Lattner (54), Tony Bova (42)

Steelers All-Time Jersey Numbers

42 James Pierre (20), Morgan Burnett (18), DaMon Cromartie-Smith (11-12), John Kuhn (06), Myron Bell (00), Randy Cuthbert (93), Warren Williams (88-92), Dave Edwards (85-87), Anthony Washington (81-82), Dick Hoak (61-70), Lowe Wren (60), Dick Alban (56-59), Jim Hill (55), Jack Collins (52), Pat Brady (52), Joe Hollingsworth (49-51), Harry Sweesy (51), Ray Evans (48), Walter Kichefski (42), Samuel Boyd (40)

43 Troy Polamalu (03-14), George Jones (97), Steve Avery (94-95), Shawn Vincent (91), Ray Wallace (89), Earnest Jackson (87-88), Tim Harris (83), Frank Lewis (71-77), Erwin Williams (69), Glen Glass (63), Overton Curtis (61), Tom Barnett (59-60), Fay Mitchell (58), William Bowman (57), Jim Hill (55), Jack Hinkle (43)

44 Derek Watt (20), Tyler Matakevich (16-19), Isaiah Pead (15), Jamaal Westerman (13), Frank Summers (09-10), Najeh Davenport (06-08), Terry Richardson (96), D.J. Johnson (89-93), Rodney Carter (87), Henry Odom (83), Frank Pollard (80-82), Mike Collier (75-76), Lee Calland (69-72), Bob Wade (68), Bill Daniels (61-66), Bert Rechichar (60), Art Davis (58), Earl Girard (57), Vic Pollock (52), Ray Mathews (51), Dick Hensley (51), Tony Compagno (48), John Sanderson (42), Stu Smith (40), Carl Littlefield (41), Bill Breedon (37), Forrest Douds (34-35)

**TROY
POLAMALU**

45 Jayrone Elliott (20), Roosevelt Nix (15-19), Leonard Pope (12), Chris Fuamatu-Ma'afala (98-02), Chuck Sanders (86-87), Russell Davis (80-83), Jim Allen (74-77), John Nice (69), Dick Compton (67-68), Ralph Felton (58), Brad Myers (57), Art Davis (56), Paul Cameron (54), Bob Cifers (47-48), Walter Kichefski (40, 42), Norm Greeney (34)

46 Will Johnson (12-15), Arnold Harrison (05), Dante Brown (03), Troy Sadowski (97-98), Reggie Harrison (74-77), Warren Bankston (69-73), Chet Anderson (67), Frank Lambert (65-66), Phil King (64), Bob Ferguson (62-63), Bob Coronado (61), Fred Williamson (60-61), Charley Tolar (59), Billy Reynolds (58), Bill Walsh (49-51), Ed Ryan (48), Arthur Albrecht (42)

47 Ron Stanley (06), Scott Shields (99-00), Bruce Jones (87r), Cameron Riley (87), Steve Morse (85), Mel Blount (70-83), Marv Woodson (64-69), Jackie Simpson (61-62), Dick Moegle (60), Izzy Weinstock (37), Ed Matesic (36)

48 Bud Dupree (15-20), Matt Cushing (00-04), A.J. Ofofiele (95), David Little (81), John Rowser (70-73), Gary Ballman (62), Leroy Reed (58), Lionel Reed (56), Joe Gasparella (48, 51), Eberle Schultz (42), Jesse Quatse (34)

49 Cassius Marsh (20), Sean McHugh (08-09), Barron Miles (95), Dwayne Woodruff (79-90), Ralph Anderson (71-72), John Sodaski (70), Lou Harris (68-69), Amos Bullock (66), Bob Sherman (64-65), Ronnie Hall (59), William Bowman (57), Lynn Chandnois (52, 54-56), Charles Ortman (51), Jerry Shipkey (48-49), Bob Thurban (43)

50 Ryan Shazier (14-17), Larry Foote (02-08, 10-13), Rocky Boiman (09), Earl Holmes (96-01), Reggie Barnes (93), David Little (80-92), Darryl Knox (87r), Tom Graves (79), Jim Clack (69-77), Bill Saul (64, 66-68), John Reger (55-63), Stan Sheriff (54), Melvin Fulwyler (54), George Tarasovic (52), Al Wukits (43), Harold Hinte (42), Nick Studen (42), John Noppenburg (40)

51 Avery Williamson (20), Jayrone Elliott (19), Jon Bostic (18), Steven Johnson (16-17), Sean Spence (12-15, 17), James Farrior (02-11), Mike Jones (01), Carlos Emmons (96-99), Ed Robinson (94), Chuck Lanza (88-89), Paul Oswald (87), John Lott (87r), Dan Turk (85-86), Loren Toews (73-83), Bob Maples (71), Jim Powell (66), Ken Henson (65), Buzz Nutter (61-64)

52 Mike Webster (74-89), Jim O'Shea (71), Sid Williamson (69), Mike Connelly (68), Gene Breen (65), Jack Klotz (59), George Tarasovic (57-58), Charles Lattimer (54), Ray Graves (43)

53 Maurkice Pouncey (10-20), Bruce Davis (08), Clark Haggans (00-07), Steven Conley (96-98), Bryan Hinkle (81-93), Dennis Winston (77-81), Greg Blankenship (76), Ray Pinney (76), Henry Davis (70-73), John Campbell (65-69), Ken Kirk (62), George Tarasovic (56), Theo Grabinski (40), Byron Haines (37)



Steelers All-Time Jersey Numbers


54 Ulysees Gilbert (19-20), L.J. Fort (15-18), Chris Carter (11-13), Andre Frazier (07-09), Rian Wallace (05-06), Mike Schneck (99-04), Donta Jones (95-98), Hardy Nickerson (87-92), Fred Small (85), Craig Bingham (82-84, 87r), Zack Valentine (79-81), Dave LaCrosse (77), Marv Kellum (74-76), Doug Fisher (69-70), Max Messner (64-65), Val Jansante (46-51)

55 Devin Bush (19-20), Arthur Moats (14-17), Stevenson Sylvester (10-13), Patrick Bailey (08-09), Marquis Cooper (07), Joey Porter (99-06), Jerry Olsavsky (90-97), Darin Jordan (88), Ken Woodard (87), Dennis Winston (85-86), Rick Donnalley (82-83), Jon Kolb (69-81), Pat Killorin (66), Dan James (60), Buck Grover (59), John Cenci (56), Lou Tepe (55), Tony Momsen (51), Charles Mehelich (46-51), Milt Simington (42)

56 Alex Highsmith (20), Anthony Chickillo (15-19), Jordan Zumwalt (14), LaMarr Woodley (07-13), Chukky Okobi (01-06), Mike Vrabel (98-00), Patrick Scott (95-96), Rico Mack (93-94), Rob McGovern (91), Tyronne Stowe (87), Robin Cole (77-87), Ray Mansfield (68-76), Bob Rowley (63), George Tarasovic (56), Marvin Matuszak (55), Fred Broussard (55), Bill Walsh (51-52, 54), Bob Balog (49-50, 51)

57 Kameron Canaday (17-20), Terence Garvin (13-15), Adrian Robinson (12), Mortty Ivy (11), Keyaron Fox (08-10), Clint Kriewaldt (03-07), John Fiala (98-02), Eric Ravotti (94-96), Jerrol Williams (90-92), Mike Merriweather (82-87), Sam Davis (67-79), Art Hunter (65), Ed Beatty (57-61), Jim Taylor (56-57), Dick Flanagan (54-55), Frank Sinkovitz (47-52)

58 Jack Lambert (74-84), Chuck Allen (70-71), Ed Pine (65), Gail Clark (63), Roger Pillath (60)



**JACK
LAMBERT**

59 Todd Seabaugh (84), Jack Ham (71-82), Ray May (67-69), Lou Levanti (51-52), Paul O'Brien (51)

60 J.C. Hassenauer (20), Greg Warren (05-16), Oliver Ross (00), Anthony Brown (99), Mark Rodenhauser (98), Kendall Gammon (92-95), Brian Blankenship (87-91), Randy Rasmussen (86), Ben McGee (64-72), Rudy Hayes (61), Don Rohrer (60), Dale Dodrill (51-52, 54-59), Paul Salata (51), Leo Nobile (48-49), Ed Michaels (43)

61 Fernando Velasco (13), Chris Scott (10), Jared Retkofsky (08-09), Sean Mahan (07), Jeff Smith (02), Tom Myslinski (00), Greg Black (95), Tim Simpson (94), Dean Caliguire (91), Charlie Dickey (87r), Blake Wingle (83-85),

Tyrone McGriff (80-82), Brian Stenger (69-73), Jerry Mazzanti (67), Eli Strand (66), Fran Mallick (65), Riley Gunnels (65), Ed Meyer (60), Ted Karras (58-59), Marv McFadden (56), Marv Matuszak (55), Lou Tepe (54-55), Dick Miller (52), Gordon Paschka (43)

62 Johnny Maxey (16) Daniel McCullers (14-15), Eric Olsen (13), John Malecki (12), Justin Hartwig (08-09), Marvin Philip (06), Roger Duffy (98-01), Tom Myslinski (96-97), Todd Kalis (94), Tunch Ilkita (80-92), Jim Wolf (74-75), Ralph Welzel (66-71), Mike Sandusky (57-65), Art Michalik (55-57), Pete Ladygo (54), Dick Tomlinson (51-52), Steve Suhey (48-49)

Steelers All-Time Jersey Numbers

63 Dermontti Dawson (88-00), Robert Washington (87), Pete Rostovsky (84-86), Thom Dornbrook (79), Ernie Holmes (72-77), Rod Breedlove (65-67), Art Anderson (63), Pete Perrault (62), Jim Palmer (61), John Perkins (59), Bob Dougherty (58), George Tarasovic (56), Hal Hunter (56), Al Maier (55), Bill Pearman (54), Darrell Hogan (49,51-52), Dick Mace (51)

64 Danny Isidora (20), Doug Legursky (15), Doug Legursky (09-12), Jeff Hartings (01-06), Kenny Davidson (90-93), Jerry Reese (88), Alan Huff (87r), Edmund Nelson (82-87), Steve Furness (72-80), Chuck Hinton (64-71), John Kapele (60-62), Bill Krisher (58-59), Bill Priatko (57), Bill Michael (57), Marv Matuszak (56-57), Don Penza (56), Don Earley (56), Joe Tyrell (55), Rudy Andabaker (52-54), Bryant Meeks (47-48), Clark Goff (40), John Karcis (37)

65 Jerald Hawkins (16-17, 20), Al Woods (11-13), Kraig Urbik (09), Jeremy Parquet (07-08), Rich Tylski (00-01), Alan Faneca (98-99), John Jackson (88-97), Jim Boyle (87), Ray Pinney (85-87), Tom Beasley (78-83), Lloyd Voss (66-71), Bob Nichols (65), Tom Bettis (62), John Nisby (57-61), Bob O'Neil (57), Ralph Jecha (56), Wayne Edmonds (56), George Hughes (51-52, 54-55), Louis Allen (51), John Mastrangelo (48)

66 David DeCastro (12-20), Tony Hills (08-10), Alan Faneca (98-07), Jim Sweeney (96-99), Tom Newberry (95), Siulagi Palelei (94), Donald Evans (90-93), Mark Behning (86), Ted Petersen (77-83), Bruce Van Dyke (67-73), Myron Pottios (61-63, 65), Dick Campbell (58-60), Aubrey Rozelle (57), Gerald Leahy (57), George Kennard (57), Marv Matuszak (56), John Schweder (54-55), Pete Ladygo (52), Don Samuel (49,51)

67 B.J. Finney (16-19) Wesley Johnson (14), Levi Brown (13), Kimo von Oelhoffen (00-05), Shar Pourdanesh (99), Jamain Stephens (96-98), Duval Love (92-94), Mike Hinnant (89), Gary Dunn (76, 78-87), Craig Hanneman (72-73), Clarence Washington (69-70), Dick Capp (68), Bob Schmitz (61-64, 66), Earl Butler (60), Claude Billingsley (59), John Nisby (57), Ralph Freeman (57), Jerry Jacobs (56), Nick Feher (55), George Oneskey (55), Truett Smith (52), Enio Conti (43)

68 Ryan Harris (16) Kelvin Beachum (12-15), Chris Kemoeatu (05-11), Keydrick Vincent (01-04), Shar Pourdanesh (00), Brenden Stai (95-99), Lonnie Palelei (93), Mike Withycombe (91), Lorenzo Freeman (87-90), Jeff Lucas (87), L.C. Greenwood (69-81), Mike Magac (65-66), Ron Stehower (60-64), Mike Henry (59), Bob Dougherty (58), Ed Beatty (57), Frank Palmisano (54), John Schweder (51-52), Alex Aurilio (51), Floyd Simpson (51)

69 Kevin Dotson (20), Brian Mihalik (16) Brian Arnfelt (13), Hebron Fangupo (12), Jamon Meredith (11), Steve McLendon (10), Jason Capizzi (07-08), Ariel Solomon (91-95), Ben Thomas (88), David Opfar (87), Gabe Rivera (83), Fred Anderson (78), Jerry Hillebrand (68-70), Buck Grover (60), Bob Stark (59), Mike Iannucci (56)

70 Ernie Stautner (51-63), Darwin Horn (51)

71 Matt Feiler (17-20), Clifton Geathers (14), David Snow (13), Chris Scott (11), Flozell Adams (10), Scott Paxson (08), Todd Fordham (03), Larry Tharpe (00), Orpheus Roye (96-99), Dan Fike (93), Tom Ricketts (89-91), Ted Petersen (87r), Emil Boures (83-84), Gordon Gravelle (72-76), Dick Arndt (67-70), Charles Bradshaw (61-66), Ken Longenecker (61), Joe Lewis (58-60), John Coyne (56), Frank Kilroy (43)

72 Zach Banner (19-20), Cody Wallace (13-16), Jonathan Scott (10-11), Darnell Stapleton (07-09), Barrett Brooks (03-05), Wayne Gandy (99-02), Bernard Dafney (96), Leon Searcy (92-95), Buddy Aydelette (87), Ray Snell (84-85), Gerry Mullins (71-79), Joe Greene (69), Fran O'Brien (66-68), Ray Lemek (62-65), Dick Klein (61), Byron Beams (59-60), John Simerson (59), Darrell Dess (58), Bill Schmitt (58), Willie Lee (57), Sid Fournet (57), Bob Gaona (54-57), Earl Murray (52), Alex Smail (52), Paul Lea (51), Dale Dodrill (51), Red Moore (47-49), Ted Doyle (43)



Steelers All-Time Jersey Numbers

73 Carlos Davis (20), Ramon Foster (09-19), Kendall Simmons (02-08), Chris Combs (00-01), Justin Strzelczyk (90-99), Craig Wolfley (80-89), Rick Druschel (74-75), Rick Sharp (70-71), Ernie Ruple (68-69), Ray Mansfield (63-67), Frank Atkinson (63), John Baker (62), George Balthazar (61), Will Renfro (60), Ray Fisher (59), Fran Holohan (56), Carl Holben (54), Joseph Fagan (54), Frank Letteri (52), Louis Allen (51-52), Darrell Hogan (51), Bill Cregar (48)

74 Chris Hubbard (14-17), Willie Colon (06-12), Jim Jones (04), Chris Sullivan (00), Nolan Harrison (97-99), Terry Long (84-91), Mark Kirchner (83), Ray Pinney (76-82), Dave Reavis (74-75), Tom Keating (73), John Brown (67-71), Riley Gunnels (65-66), Urban Henry (64), Lou Cordileone (62-63), John Kenerson (62), George Strugar (62), George Denko (61), Frank Varrichione (55-60), John Lapsley (54), Pete Ladygo (52)

75 Joe Greene (69-81), Ken Kortas (65-69), Joe Krupa (56-64), Nick Bolkovac (54), Dick Fugler (52), Jack Gearding (52), George Hays (51), John Schweder (51), Jack Wiley (48-49)

76 Chukwuma Okorafor (18-20), Mike Adams (12-15), Chris Hoke (01-11), Kevin Henry (93-00), Rollin Putzier (88), Jerry Quick (87), Glen Howe (85), John Banaszak (75-81), Glen Ray Hines (73), Burt Askson (71), Mike Haggerty (67, 69-70), Gene Lipscomb (61-62), Ken Longenecker (60), George Belotti (59), Bill McClung (55-58), Pete Ladygo (54-55), Don Tasotti (54), Doug Conaway (52), Tom Brown (42)

77 Marcus Gilbert (11-18), Dorian Brooks (10), Sunny Harris (09), Marvel Smith (00-08), Kris Farris (99), Will Wolford (96-98), Carlton Haselrig (90-93), Jim Boyle (87-88), Mark Smith (87), Steve August (84), Steve Courson (78-83), Charlie Davis (74-75), Mel Holmes (71-73), Mike Taylor (68-69), Dan James (61-66), Billy Ray Smith (58-60), Tom O'Brien (58), Gus Cifelli (54), Tom Palmer (54-55), John Schweder (52), Walter Sztot (52), Ray Mathews (51), Bob Gage (49-50), Paul Davis (48)

78 Alejandro Villanueva (15-20), Guy Whipper (13), Max Starks (04-12), Mathias Nkwenti (01-03), Chris Conrad (98-99), Taase Faumui (94-95), Garry Howe (92), Tim Johnson (87-89), Mark Catano (84-85), Dwight White (71-80), Frank Parker (68-69), John Baker (63-67), Dick Loncar (60), Dave Liddick (57), John Muldowney (56), Lou Ferry (52, 54-55), George Nicksich (52), Carl Samuelson (51), Nick DeRosa (51)

79 Javon Hargrave (16-19), Byron Stingily (15-16), Trai Essex (05-11), Oliver Ross (01-04), Paul Wiggins (97), James Parrish (95), John Rienstra (86-90), Larry Brown (77-84), Larry Gagner (66-69), Lou Michaels (61-63), John Scott (60), Riley Gunnels (59), John Simerson (58), Tom Gulan (57), Dick Murley (56), Jim Emmons (56), Dick Modzelewski (55), Ernie Cheatham (54), Walter Barnes (52), Frank Wydo (47-51), Vic Sears (43)


80 Johnny Holton (19), Plaxico Burress (00-04, 12-13), Limas Sweed (10), Cedrick Wilson (05-07), Matt Cushing (99), Jahine Arnold (96-98), Johnnie Barnes (95), Charles Davenport (92-94), Mark Stock (89), Theo Young (87), Russell Hairston (87), Warren Seitz (86), Frank Pokorny (85), Wayne Capers (83-84), Joe Fowlkes (60), Jack Butler (51-59), George Hays (51)

81 Zach Gentry (19-20), Jesse James (15-18), David Paulson (12-13), Arnaz Battle (10-11), Dallas Baker (08), Sean Morey (04-06), Freddie Milons (03), Marco Battaglia (02), Dan O'Leary (02), Troy Edwards (99-01), Charles Johnson (94-98), Jeff Graham (91-93), Mike Hinnant (88), Lyneal Alston (87), Darrell Nelson (84-85), Paul Skansi (83), Elbie Nickel (48-49, 51-57)

82 David Johnson (16) Michael Palmer (13-14), Jamie McCoy (12), Weslye Saunders (11), Antwaan Randle El (02-05, 10), Bobby Shaw (99-01), Henry Bailey (98), Yancey Thigpen (92-97), Derek Hill (89-90), John Stallworth (74-87), Dave Williams (73), Dennis Hughes (70-71), John Hilton (65-69), Chuck Logan (64), Tom Miner (58), Bob Gunderman (57), Don Fritz (56), Ed Meadows (55), Pat Brady (55), Joe Zombek (44), Ernie Cheatham (54), Bill Pearman (54), George Hays (52), Henry Minarik (51), Bill Long (49-50)

83 Cobi Hamilton (16) Heath Miller (05-15), Chris Doering (03-04), Lenzie Jackson (01-02), Kamil Loud (00), Malcolm Johnson (99-00), David Dunn (98), Andre Coleman (98), Corey Holiday (95-97), Louis Lipps (84-91), Melvin Anderson (87), Willie Sydnor (82), Theo Bell (76-80), Barry Pearson (72-73), Don Alley (69), Mike Clark (64-67), John Brown (61), Buddy Dial (59), Dick Lucas (59), Ed Bernet (58), John Nisby (57), Leo Bigbie (57), Fred Glatz (56), Ed Bernet (55), Dewey Brundage (54), Kirk Hinderlinder (54), Roger Bradford (54)

Steelers All-Time Jersey Numbers



84 Antonio Brown (10-18), Joey Galloway (09), Jerame Tuman (99-07), Harold Bishop (98), Kirk Botkin (96-97), Tracey Greene (95), Walter Rasby (94), Tim Jorden (92-93), Mike Mularkey (89-91), Jeff Markland (88), Danzell Lee (87), Glenn McCombs (86-87), Chris Kolodziejewski (84), Randy Grossman (74-80), Chuck Dicus (73), Tony Jeter (66-68), Lee Folkins (65), Buddy Dial (60-63), Gern Nagler (59), R.K. Brown (59), Bill McPeak (51-52, 54-57), Larry Cabrelli (43)

85 Eric Ebron (20), Xavier Grimble (16-19) Darrius Heyward-Bey (14), David Johnson (09-13), Nate Washington (05-08), Jay Riemersma (03-04), John Allred (02), Cory Geason (00-01), Mitch Lyons (97-99), Jonathan Hayes (94-96), Craig Keith (93), Russ Campbell (92), Terry O'Shea (89-90), Troy Johnson (88), Calvin Sweeney (80-87), Ernie Pough (76-77), Dave Davis (73), Bob Adams (69-71), Jerry Marion (67), Gary Ballman (63-66), Bob Schnelker (62), Clayton Tave (60), Don Bishop (58-59), Bill Michael (57), Joe O'Malley (55-56), Joe

Zombek (54-55), Dick Hensley (52), Val Jansante (51), Fred Smith (51), Tony Bova (43)

86 Hines Ward (98-11), John Farquhar (96), Damon Mays (95), Eric Green (90-94), Preston Gothard (85-88), Ralph Britt (87), Gregg Garrity (83-84), Jim Smith (77-82), Reggie Garrett (74-75), Glenn Scolnick (73), J.R. Wilburn (66-70), John Burrell (62-64), Len Burnett (61), Jimmie Orr (58-60), Jon Evans (58), Perry Richards (57), Bob O'Neil (56-57), Ed Meadows (55), Pat O'Donohue (55), Don Fritz (54), Tom Jelley (51-52), Charles Mehlich (51), Carl Samuelson (49,51)

87 Kevin Rader (20), Matt Spaeth (13), Tim Euhus (06), Walter Rasby (04), Mark Bruener (95-03), Craig Keith (94), Adrian Cooper (91-93), Weegie Thompson (84-89), John Rodgers (82-83), Johnny Dirden (81), Jim Mandich (78), Larry Brown (71-76), Roy Jefferson (65-69), Don Larose

(64), Glen Glass (62), Harlon Hill (62), John Simko (61), Jack McClairn (55-60), Leo Davis (54)

88 Nick Vannett (19), Darrius Heyward-Bey (15-18), Emmanuel Sanders (10-13), Jon Dekker (07-08), Matt Kranchick (04), Terance Mathis (02), Tim Baker (01), Courtney Hawkins (97-00), Andre Hastings (93-96), Mark Didio (92), Chris Calloway (90-91), Jason Johnson (89), Joey Clinkscales (87-88), Jessie Britt (86), John Rodgers (84), Craig Dunaway (83), Lynn Swann (74-82), Dave Smith (70-72), Dick Kotite (68), Steve Smith (66), John Powers (61-65), Bob Schnelker (61), Steve Meilinger (61), Gary Chestang (61), Pete Brewster (59-60), Tom Miner (58-59), Hal Smith (58), John Stock (56), George Sulima (52, 54, 56), George Nicksich (51)

89 Vance McDonald (17-20), Ladarius Green (16), Matt Spaeth (14-15), Jerricho Cotchery (11-13), Matt Spaeth (07-10), Lee Mays (02-06), Will Blackwell (97-01), Ernie Mills (91-96), Charles Lockett (87-88), Bennie Cunningham (76-85), John McMakin (72-74), Marsh Cropper (67-69), Jim Kelly (64), Bobby Joe Green (60-61), Tom Barnett (59-60), Dick Lasse (58-59), Perry Richards (57), Jack O'Brien (54-57), Pat Smithwick (52), Ernie Stautner (51), Pete Barbolak (49), Tom Miller (43)

90 T.J. Watt (17-20), Ricardo Mathews (16), Steve McLendon (11-15), Thaddeus Gibson (10), Travis Kirschke (04-09), Erik Flowers (03), Justin Kurpeikis (01-02), Donnel Thompson (00), Reggie Lowe (99), Bill Johnson (95-96), Jeff Zgonina (93-94), Huey Richardson (91-92), Tyrone Stowe (87-90), Steve Apke (87), Bob Kohrs (81-85), George Webster (72-73), Dick Lasse (58), Leon Jamison (58), John Howle (56)

Steelers All-Time Jersey Numbers

91 Stephon Tuitt (14-20), Nick Williams (13), Brandon Johnson (12), Aaron Smith (99-11), Israel Raybon (96), Kevin Greene (93-95), Craig Veasey (91), Jerrol Williams (89), Gregg Carr (85-88), Dan McBride (56)

92 Olanukanmi Adeniyi (18-20), James Harrison (04-12, 14-17), Hebron Fangupo (13), Jason Gildon (94-03), Eluardo Webster (92), Jerry Olsavsky (89), Michael Minter (87r), Keith Gary (83-88), Larry Aldrich (58), Dom Penza (56)

93 Daniel McCullers (16-19), Cam Thomas (15), Jason Worilds (11-14), Nick Eason (07-10), Rodney Bailey (06), James Harrison (02), Joel Steed (92-99), Keith Willis (81-87, 89-91), John Stock (56)

94 Tyson Alualu (17-20), Lawrence Timmons (07-16), Chad Brown (93-96, 06), Andre Frazier (05), Rodney Bailey (01-03), Jeremy Stata (98-00), Jeff Brady (91), Albert Williams (87r), Terry Echols (84), Dick Murley (56)

95 Chris Wormley (20), Jarvis Jones (13-16), Alameda Ta'amu (12), Corbin Bryant (11), Donovan Woods (08-09), Ryan McBean (07), Richard Siegler (06), Marquis Cooper (06), Alonzo Jackson (03-04), Mike Jones (02), Greg Lloyd (88-97), Jackie Cline (87), Xavier Warren (87), John Goodman (81-85)

96 Isaiah Buggs (19-20), L.T. Walton (15-18), Cam Thomas (14), Ziggy Hood (09-13), Orpheus Roye (08), Shaun Nua (05), Kendrick Clancy (00-04), Mike Vrabel (97), Brentson Buckner (94-96), Ricky Sutton (93), Jackie Cline (87), Anthony Henton (86, 88)

97 Cameron Heyward (11-20), Jason Worilds (10), Arnold Harrison (06-09), Kendrell Bell (01-04), Chad Kelsay (99), Rod Manuel (97-98), Ray Seals (94-96), Aaron Jones (88-92), Joe Williams (87)

98 Vince Williams (14-20), Casey Hampton (01-12), Ernie Brown (99), Oliver Gibson (95-98), Gerald Williams (86-94)

99 Henry Mondeaux (20), Caushaud Lyons (15), Brett Keisel (02-14), Levon Kirkland (92-00), A.J. Jenkins (89-90), Darryl Sims (85-86), Avon Riley (87r), Michael Minter (87)

VINCE
WILLIAMS



Steelers All-Time Draft Picks

2021 24TH OVERALL (4 OFFENSIVE, 4 DEFENSIVE, 1 PUNTER)

Rd	Player	School	Pk(Overall)
1.	Najee Harris (RB)	Alabama	24
2.	Pat Freiermuth (TE)	Penn State	55
3.	Kendrick Green (C)	Illinois	87
4a.	Dan Moore Jr. (OT)	Texas A&M	128
4b.	Buddy Johnson (LB)	Texas A&M	140
(Compensatory selection)			
5. *	Isaiah Loderemilk (DE)	Wisconsin	156
6.	Quincy Roche (LB)	Miami (Fla.)	216
7a.	** Tre Norwood (DB)	Oklahoma	245
7b.	*** Pressley Harvin III (P)	Georgia Tech	254

*Acquired via trade with Dallas Cowboys

**Acquired via trade with Miami Dolphins

***Acquired via trade with Baltimore Ravens

2020 49TH OVERALL (3 OFFENSIVE, 3 DEFENSIVE)

Rd	Player	School	Pk(Overall)
2.	Chase Claypool (WR)	Notre Dame	49
3.	Alex Highsmith (LB)	Charlotte	102
(Compensatory selection)			
4a.	Anthony McFarland Jr. (RB)	Maryland	124
4b.	Kevin Dotson (OL)	Louisiana**	135
6.	Antoine Brooks (DB)	Maryland	198
7.	Carlos Davis (DT)	Nebraska	232

**Acquired via trade with Miami Dolphins

2019 20TH OVERALL (4 OFFENSIVE, 5 DEFENSIVE)

Rd	Player	School	Pk(Overall)
1.	Devin Bush (LB)	Michigan*	10
3a.	Diontae Johnson (WR)	Toledo	66
3b.	Justin Layne (CB)	Michigan State	83
4.	Benjamin Snell (RB)	Kentucky	122
5.	Zach Gentry (TE)	Michigan	141
6a.	Sutton Smith (LB)	Northern Illinois	175
6b.	Isaiah Buggs (DE)	Alabama	192
6c.	Ulysees Gilbert (LB)	Akron	207
7.	Derwin Gray (OT)	Maryland	219

*Acquired 10th pick in the first round via trade with Denver Broncos. The Steelers traded the 20th pick, second-round selection (52nd overall) and their third-round pick in 2020.

2018 28TH OVERALL (4 OFFENSIVE, 3 DEFENSIVE)

Rd	Player	School	Pk(Overall)
1.	Terrell Edmunds (S)	Virginia Tech	28
2.	James Washington (WR)	Oklahoma State	60
3a.	Mason Rudolph (QB)	Oklahoma State	76
3b.	Chuks Okorafor (OT)	Western Michigan	92
5a.	Marcus Allen (S)	Penn State	148
5b.	Jaylen Samuels (RB)	North Carolina	165
7.	Joshua Frazier (DL)	Alabama	246

2017 30TH OVERALL (4 OFFENSIVE, 4 DEFENSIVE)

Rd	Player	School	Pk(Overall)
1.	T.J. Watt (OLB)	Wisconsin	30
2.	JuJu Smith-Schuster (WR)	USC	62
3a.	Cameron Sutton (CB)	Tennessee	94
3b.	James Conner (RB)	Pittsburgh	105
(Compensatory selection)			
4.	Joshua Dobbs (QB)	Tennessee	135
5.	Brian Allen (CB)	Utah	173
6.	Colin Holba (LS)	Louisville	213
7.	Keion Adams (LB)	Western Michigan	248

2016 25TH OVERALL (2 OFFENSIVE, 5 DEFENSIVE)

Rd	Player	School	Pk(Overall)
1.	Artie Burns (CB)	Miami (Fla.)	25
2.	Sean Davis (S)	Maryland	58
3.	Javon Hargrave (NT)	S. Carolina State	89
4.	Jerald Hawkins (OT)	LSU	123
6.	Travis Feeney (LB)	Washington	220
(Compensatory selection)			
7a.	Demarcus Ayers (WR)	Houston	229
7b.	Tyler Matakevich (LB)	Temple	246

2015 22ND OVERALL (2 OFFENSIVE, 6 DEFENSIVE)

Rd	Player	School	Pk(Overall)
1.	Bud Dupree (LB)	Kentucky	22
2.	Senquez Golson (CB)	Mississippi	56
3.	Sammie Coates (WR)	Auburn	87
4.	Doran Grant (CB)	Ohio State	121
5.	Jesse James (TE)	Penn State	160
6a.	Leterrius Walton (DE)	Central Michigan	199
6b.	Anthony Chickillo (LB)	Miami	212
(Compensatory selection)			
7.	Gerod Holliman (S)	Louisville	218

2014 15TH OVERALL (4 OFFENSIVE, 5 DEFENSIVE)

Rd	Player	School	Pk(Overall)
1.	Ryan Shazier (LB)	Ohio State	15
2.	Stephon Tuitt (DE)	Notre Dame	46
3.	Dri Archer (WR/RB)	Kent State	97
(Compensatory selection)			
4.	Martavis Bryant (WR)	Clemson	118
5a.	Shaquille Richardson (CB)	Arizona	157
5b.	Wesley Johnson (OL)	Vanderbilt	173
(Compensatory selection)			
6a.	Jordan Zumwalt (LB)	UCLA	192
6b.	Daniel McCullers (DL)	Tennessee	215
(Compensatory selection)			
7.	Rob Blanchflower (TE)	Massachusetts	230

2013 17TH OVERALL (4 OFFENSIVE, 5 DEFENSIVE)

Rd	Player	School	Pk(Overall)
1.	Jarvis Jones (LB)	Georgia	17
2.	Le'Veon Bell (RB)	Michigan State	48
3.	Markus Wheaton (WR)	Oregon State	79
4a.	Shamarko Thomas (S)	Syracuse*	111
4b.	Landry Jones (QB)	Oklahoma	115
5.	Terry Hawthorne (CB)	Illinois	150
6a.	Justin Brown (WR)	Oklahoma	186
6b.	Vince Williams (LB)	Florida State	206
(Compensatory selection)			
7.	Nick Williams (DT)	Samford	223

*Acquired 14th pick in the fourth round (111th overall) via a trade with Cleveland.

The Steelers traded their 2014 third-round selection to Cleveland in return.

2012 24TH OVERALL (6 OFFENSIVE, 3 DEFENSIVE)

Steelers All-Time Draft Picks

Rd	Player	School	Pk(Overall)
1.	DeCastro, David (OG)	Stanford	24
2.	Adams, Mike (OT)	Ohio State	56
3.	Spence, Sean (LB)	Miami (Fla.)	86
4.	Ta'amu, Alameda (DT)	Washington *	109
5.	Rainey, Chris (RB)	Florida	159
7a.	Clemons, Toney (WR)	Colorado	231
7b.	Paulson, David (TE)	Oregon	240
		(Compensatory selection)	
7c.	Frederick, Terrence (CB)	Texas A&M	246
		(Compensatory selection)	
7d.	Beachum, Kelvin (OG)	SMU	248
		(Compensatory selection)	

* Traded original fourth-round selection (119th overall) and sixth-round selection (193rd overall) to Washington in return for the 109th overall pick

2011 31ST OVERALL (3 OFFENSIVE, 4 DEFENSIVE)

Rd	Player	School	Pk(Overall)
1.	Heyward, Cameron (DT)	Ohio State	31
2.	Gilbert, Marcus (OT)	Florida	63
3.	Brown, Curtis (CB)	Texas	95
4.	Allen, Cortez (CB)	The Citadel	128
5.	Carter, Chris (LB)	Fresno State	162
6.	Williams, Keith (OG)	Nebraska	196
7.	Batch, Baron (RB)	Texas Tech	232

2010 18TH OVERALL (5 OFFENSIVE, 5 DEFENSIVE)

Rd	Player	School	Pk(Overall)
1.	Pouncey, Maurkice (C)	Florida	18
2.	Worlds, Jason (LB)	Virginia Tech	52
3.	Sanders, Emmanuel (WR)	Southern Methodist	82
4.	Gibson, Thaddeus (DE)	Ohio State	116
5a.	Scott, Chris (OT)	Tennessee	151
5b.	Butler, Crezdon (CB)	Clemson	164
		(Compensatory selection)	
5c.	Sylvester, Stevenson (LB)	Utah	166
		(Compensatory selection)	
6a.	Dwyer, Jonathan (RB)	Georgia Tech	188
6b.	Brown, Antonio (WR)*	Central Michigan	195
7.	Worthington, Doug (DT)	Ohio State	242
		(Compensatory selection)	

* Acquired the 195th selection and CB Bryant McFadden from Arizona in exchange for the Steelers' 155th overall selection.

** Pittsburgh traded its seventh-round pick (225th overall) to Tampa Bay for QB Byron Leftwich.

2009 32ND OVERALL (5 OFFENSIVE, 4 DEFENSIVE)

Rd	Player	School	Pk(Overall)
----	--------	--------	-------------

1.	Hood, Evander "Ziggy" (DE/DT)	Missouri	32
2.	Choice to Denver		
3a.	Urbik, Kraig (OG)	Wisconsin	79
	(Choice from Denver)		
3b.	Wallace, Mike (WR)	Mississippi	84
	(Choice from Denver)		
3c.	Lewis, Keenan (CB)	Oregon State	96
4.	Choice to Denver		
5a.	Burnett, Joe (CB)	Central Florida	168
5b.	Summers, Frank (RB/FB)	UNLV	169
	(Compensatory selection)		
6.	Harris, Ra'Shon "Sunny"(DT)	Oregon	205
7a.	Shipley, A.Q. (C)	Penn State	226
	(Choice from Tampa Bay)		
7b.	Johnson, David (TE)	Arkansas State	241

2008 23RD OVERALL (4 OFFENSIVE, 3 DEFENSIVE)

Rd	Player	School	Pk(Overall)
1.	Mendenhall, Rashard (RB)	Illinois	23
2.	Sweed, Limas (WR)	Texas	53
3.	Davis, Bruce (LB)	UCLA	88
4.	Hills, Tony (OL)	Texas*	130
5.	Dixon, Dennis (QB)	Oregon	156
6a.	Humpal, Mike (LB)	Iowa	188
6b.	Mundy, Ryan (S)	West Virginia	194
7.	Choice to Atlanta		

* Traded from 123rd to 130th with the N.Y. Giants. Received Giants' 6th round choice

2007 15TH OVERALL (3 OFFENSIVE, 4 DEFENSIVE, 1 PUNTER)

Rd	Player	School	Pk(Overall)
1.	Timmons, Lawrence (LB)	Florida State	15
2.	Woodley, LaMarr (LB)	Michigan	46
3.	Spaeth, Matt (TE)	Minnesota	77
4a.	Sepulveda, Daniel (P)	Baylor*	112
4b.	McBean, Ryan (DE)	Oklahoma State	132
	(Compensatory selection)		
5a.	Stephenson, Cameron (OG)	Rutgers	156
5b.	Gay, William (CB)	Louisville	170
	(Compensatory selection)		
6.	Choice to Green Bay		
7.	Baker, Dallas (WR)	Florida	277

* Acquired via a trade with Green Bay for Steelers' 4th and 6th round picks.

2006 32ND OVERALL (7 OFFENSIVE, 2 DEFENSIVE)

Rd	Player	School	Pk(Overall)
1.	Holmes, Santonio (WR)	Ohio State *	25
2.	Choice to Minnesota		

Steelers All-Time Draft Picks

3a.	Smith, Anthony (FS)	Syracuse	83
		(Choice from Minnesota)	
3b.	Reid, Willie (WR)	Florida State	95
		(Choice from Minnesota)	
4a.	Colon, Willie (OT)	Hofstra	131
		(Compensatory selection)	
4b.	Harris, Orien (DE)	Miami (Fla.)	133
		(Compensatory selection)	
5a.	Jacobs, Omar (QB)	Bowling Green	164
5b.	Davis, Charles (TE)	Purdue	167
		(Compensatory selection)	
6.	Philip, Marvin (C)	California	201
7.	Humes, Cedric (RB)	Virginia Tech	240

* Traded up to 25th from 32nd with N.Y. Giants

2005 30TH OVERALL (5 OFFENSIVE, 3 DEFENSIVE)

Rd	Player	School	Pk(Overall)
1.	Miller, Heath (TE)	Virginia	30
2.	McFadden, Bryant (CB)	Florida State	62
3.	Essex, Trai (OT)	Northwestern	93
4.	Gibson, Fred (WR)	Georgia	131
5.	Wallace, Rian (LB)	Temple	166
6.	Kemoeatu, Chris (OG)	Utah	204
7a.	Nua, Shaun (DE)	Brigham Young	228
		(Choice from Carolina)	
7b.	Herron, Noah (RB)	Northwestern	244

2004 11TH OVERALL (5 OFFENSIVE, 3 DEFENSIVE)

Rd	Player	School	Pk(Overall)
1.	Roethlisberger, Ben (QB)	Miami (OH)	11
2.	Colclough, Ricardo (CB)	Tusculum *	38
3.	Starks, Max (OT)	Florida	75
4.	Choice to Indianapolis		
5.	Adibi, Nathaniel (LB)	Virginia Tech	145
6a.	Lacy, Bo (OT)	Arkansas	177
6b.	Kranchick, Matt (TE)	Penn State	194
		(Choice from St. Louis)	
6c.	Caylor, Drew (C/LS)	Stanford	197
		(Choice from New England)	
7.	Taylor, Eric (DE)	Memphis	212

* Traded up to 38th from 44th with Indianapolis

2003 27TH OVERALL (2 OFFENSIVE, 3 DEFENSIVE)

Rd	Player	School	Pk(Overall)
1.	Polamalu, Troy (S)	USC *	16
2.	Jackson, Alonzo (LB)	Florida State	59
3.	Choice to Kansas City		
4.	Taylor, Ivan "Ike" (CB)	Louisiana-Lafayette	125
5.	St. Pierre, Brian (QB)	Boston College	163
6.	Choice to Kansas City		
7.	Wall, J.T. (FB)	Georgia	242

* Traded up to 16th from 27th with Kansas City

2002 30TH OVERALL (4 OFFENSIVE, 4 DEFENSIVE)

Rd	Player	School	Pk(Overall)
1.	Simmons, Kendall (OG)	Auburn	30

2.	Randle El, Antwaan (WR)	Indiana	62
3.	Hope, Chris (S)	Florida State	94
4.	Foote, Larry (LB)	Michigan	128
5.	Haynes, Verron (FB)	Georgia	166
6.	Mays, Lee (WR)	UTEP	202
7a.	Glover, LaVar (CB)	Cincinnati	212
		(Compensatory selection)	
7b.	Keisel, Brett (DE)	Brigham Young	242

2001 19TH OVERALL (3 OFFENSIVE, 4 DEFENSIVE)

Rd	Player	School	Pk(Overall)
1.	Hampton, Casey (DT)	Texas *	19
2.	Bell, Kendrick (LB)	Georgia **	39
		(Choice from New England)	
3.	Forfeited		
4.	Nkwenti, Mathias (OT)	Temple *	111
		(Choice from N.Y. Jets)	
5.	Okobi, Chukky (C/OG)	Purdue	146
6a.	Bailey, Rodney (DE)	Ohio State *	181
		(Choice from N.Y. Jets)	
6b.	Knight, Roger (LB)	Wisconsin	182
7.	Taylor, Chris (WR)	Texas A&M	218

* Traded from 16th to 19th with N.Y. Jets. Also received Jets' 4th and 6th round choices.

** Traded 50th and 112th picks to New England for their 39th pick.

2000 8TH OVERALL (4 OFFENSIVE, 5 DEFENSIVE)

Rd	Player	School	Pk(Overall)
1.	Burruss, Plaxico (WR)	Michigan State	8
2.	Smith, Marvel (DT)	Arizona State	38
3a.	Clancy, Kendrick (DE)	Mississippi	72
3b.	Poteat, Hank (CB)	Pittsburgh	77
		(Choice from Oakland)	
4.	Farmer, Danny (WR)	UCLA	103
5a.	Haggans, Clark (LB)	Colorado State	137
5b.	Martin, Tee (QB)	Tennessee	163
		(Compensatory selection)	
6a.	Combs, Chris (DT)	Duke	173
6b.	Gavadza, Jason (TE)	Kent State	204
		(Compensatory selection)	
7.	Choice to Washington		

1999 13TH OVERALL (5 OFFENSIVE, 5 DEFENSIVE, 1 KICKER)

Rd	Player	School	Pk(Overall)
1.	Edwards, Troy (WR)	Louisiana Tech	13

Steelers All-Time Draft Picks

2a.	Choice to Minnesota		
2b.	Shields, Scott (S)	Weber State	59
	(Choice from Minnesota)		
3a.	Porter, Joey (LB)	Colorado State	73
	(Choice from Washington)		
3b.	Farris, Kris (T)	UCLA	74
3c.	Zereoue, Amos (RB)	West Virginia	95
	(Compensatory selection)		
4.	Smith, Aaron (DE)	Northern Colorado	109
5a.	Tuman, Jerame (TE)	Michigan	136
	(Choice from Indianapolis)		
5b.	Choice to Oakland		
5c.	Johnson, Malcolm (WR)	Notre Dame	166
	(Compensatory selection)		
6.	Choice to N.Y. Jets		
7a.	Dingle, Antonio (DT)	Virginia	214
	(Choice from San Diego)		
7b.	Kelsay, Chad (LB)	Nebraska	219
7c.	Brown, Kris (K)	Nebraska	228
	(Choice from Arizona)		

1998 26TH OVERALL (5 OFFENSIVE, 5 DEFENSIVE)

Rd	Player	School	Pk(Overall)
1.	Faneca, Alan (G)	LSU	26
2a.	Staat, Jeremy (DE)	Arizona State	41
	(Choice from Philadelphia)		
2a.	Choice to N.Y. Jets		
3a.	Conrad, Chris (T)	Fresno State	66
	(Choice from San Diego)		
3b.	Choice to N.Y. Jets		
3c.	Ward, Hines (WR)	Georgia	92
	(Compensatory selection)		
4a.	Townsend, Deshea (CB)	Alabama	117
4b.	King, Carlos (RB)	North Carolina State	123
	(Compensatory selection)		
5a.	Simmons, Jason (CB)	Arizona State	137
5b.	Choice to N.Y. Jets		
6a.	Fuamatu-Ma'afala, Chris (RB)	Utah	178
6b.	Olson, Ryan (LB)	Colorado	186
	(Compensatory selection)		
7a.	Choice to San Francisco		
7b.	Rubio, Angel (DE)	Southeast Missouri State	221
	(Compensatory selection)		

1997 24TH OVERALL (4 OFFENSIVE, 4 DEFENSIVE)

Rd	Player	School	Pk(Overall)
1.	Scott, Chad (DB)	Maryland	24
2.	Blackwell, Will (WR)	San Diego State	53
3a.	Wiggins, Paul (T)	Oregon	82
3b.	Vrabel, Mike (DE)	Ohio State	91
	(Compensatory selection)		
4.	Choice to Miami		
5.	Jones, George (RB)	San Diego State	154
6a.	Porter, Daryl (DB)	Boston College	186
6b.	Manuel, Rod (DE)	Oklahoma	199
	(Compensatory selection)		
7.	Adams, Michael (WR)	Texas	223

1996 29TH OVERALL (4 OFFENSIVE, 5 DEFENSIVE)

Rd	Player	School	Pk(Overall)
1.	Stephens, Jamain (T)	North Carolina A&T	29
2.	Choice to St. Louis		

3a.	Conley, Steve (LB)	Arkansas	72
	(Choice from St. Louis)		
3b.	Witman, Jon (RB)	Penn State	92
4a.	Holmes, Earl (LB)	Florida A&M	126
4b.	Arnold, Jahine (WR)	Fresno State	132
	(Compensatory selection)		
5.	Raybon, Israel (DE)	North Alabama	163
6a.	Roye, Orpheus (DE)	Florida State	200
6b.	Fischer, Spence (QB)	Duke	203
	(Compensatory selection)		
7.	Emmons, Carlos (LB)	Arkansas State	242

1995 27TH OVERALL (4 OFFENSIVE, 5 DEFENSIVE, 1 KICKER)

Rd	Player	School	Pk(Overall)
1.	Bruener, Mark (TE)	Washington	27
2.	Stewart, Kordell (QB)	Colorado	60
3.	Stai, Brenden (G)	Nebraska	91
4a.	Gibson, Oliver (DE)	Notre Dame	120
	(Choice from New England)		
4b.	Jones, Donta (LB)	Nebraska	125
5a.	Flowers, Lethon (DB)	Georgia Tech	151
	(Choice from Chicago)		
5b.	Brown, Lance (DB)	Indiana	161
6.	Miles, Barron (DB)	Nebraska	199
7a.	Bailey, Henry (WR)	UNLV	235
7b.	Ford, Cole (K)	USC	247
	(Compensatory selection)		

1994 17TH OVERALL (5 OFFENSIVE, 5 DEFENSIVE)

Rd	Player	School	Pk(Overall)
1.	Johnson, Charles (WR)	Colorado	17
2.	Buckner, Brentson (DE)	Clemson	50
3a.	Gildon, Jason (LB)	Oklahoma State	88
	(Choice from Minnesota)		
3b.	Morris, Bam (RB)	Texas Tech	91
4.	Faumui, Ta'ase (DE)	Hawaii	122
5a.	Bell, Myron (DB)	Michigan State	140
	(Choice from Chicago)		
5b.	Brown, Gary (T)	Georgia Tech	148
6a.	Miller, Jim (QB)	Michigan State	178
6b.	Ravotti, Eric (LB)	Penn State	180
	(Choice from Minnesota)		
7.	Abrams, Brice (RB)	Michigan State	209

1993 23RD OVERALL (4 OFFENSIVE, 6 DEFENSIVE)

Rd	Player	School	Pk(Overall)
1.	Figures, Deon (DB)	Colorado	23
2a.	Brown, Chad (LB)	Colorado	44
	(Choice from Indianapolis)		
2b.	Choice to Indianapolis		
3.	Hastings, Andre (WR)	Georgia	76
4.	Henry, Kevin (DE)	Mississippi State	108
5a.	Paielei, Lonnie (G)	UNLV	135
5b.	Woodard, Marc (LB)	Mississippi State	140
	(Choice from Dallas)		
6.	Williams, Willie (DB)	Western Carolina	162
7a.	Zgonina, Jeff (DT)	Purdue	185
	(Choice from Washington)		
7b.	Keith, Craig (TE)	Lenoir-Rhyne	189
8.	Van Pelt, Alex (QB)	Pittsburgh	216

1992 11TH OVERALL (8 OFFENSIVE, 6 DEFENSIVE)

Rd	Player	School	Pk(Overall)
1.	Searcy, Leon (T)	Miami (FL)	11
2.	Kirkland, Levon (LB)	Clemson	38

Steelers All-Time Draft Picks

3.	Steed, Joel (NT)	Colorado	67
4.	Davenport, Charles (WR)	North Carolina State	94
5.	Haller, Alan (DB)	Michigan State	123
6.	<i>Choice to San Francisco</i>		
7a.	Campbell, Russ (TE)	Kansas State	179
7b.	Graham, Scottie (RB)	Ohio State	188
	<i>(Choice from San Francisco)</i>		
8a.	Perry, Darren (DB)	Penn State	203
	<i>(Choice from Green Bay)</i>		
8b.	Ismail, Hesham (G)	Florida	206
8c.	Williams, Nate (DT)	Mississippi State	215
	<i>(Choice from San Francisco)</i>		
9.	Webster, Elnardo (LB)	Rutgers	235
10.	Saunders, Mike (RB)	Iowa	262
11.	Gammon, Kendall (G)	Pittsburg State	291
12.	Benton, Cornelius (QB)	Connecticut	318

1991 15TH OVERALL (7 OFFENSIVE, 5 DEFENSIVE)

Rd	Player	School	Pk(Overall)
1.	Richardson, Huey (DE)	Florida	15
2.	Graham, Jeff (WR)	Ohio State	46
3.	Mills, Ernie (WR)	Florida	73
4a.	Walker, Sammy (DB)	Texas Tech	88
	<i>(Choice from Denver)</i>		
4b.	<i>Choice to L.A. Raiders</i>		
4c.	Cooper, Adrian (TE)	Oklahoma	103
	<i>(Choice from Washington)</i>		
5.	<i>Choice to San Diego</i>		
6.	Thompson, Leroy (RB)	Penn State	158
7.	Jones, Andre (LB)	Notre Dame	185
8.	Dingman, Dean (G)	Michigan	212
9.	McGonnigal, Bruce (TE)	Virginia	238
10.	Solomon, Ariel (T)	Colorado	269
11.	Thomas, Efrum (DB)	Alabama	296
12.	Brady, Jeff (LB)	Kentucky	323

1990 21ST OVERALL (7 OFFENSIVE, 6 DEFENSIVE)

Rd	Player	School	Pk(Overall)
1a.	<i>Choice to Dallas</i>		
1b.	Green, Eric (TE)	Liberty	21
	<i>(Choice from Minnesota)</i>		
2.	Davidson, Kenny (DE)	LSU	43
3a.	O'Donnell, Neil (QB)	Maryland	70
3b.	Veasey, Craig (DT)	Houston	81
	<i>(Choice from San Francisco)</i>		
4.	Calloway, Chris (WR)	Michigan	97
5.	Foster, Barry (RB)	Arkansas	128
6.	Heard, Ron (WR)	Bowling Green	155
7.	Grayson, Dan (LB)	Washington State	182
8.	Dunbar, Karl (DT)	LSU	209
9.	Jones, Gary (DB)	Texas A&M	239
10.	Miles, Eddie (LB)	Minnesota	266
11.	Strzelczyk, Justin (T)	Maine	293
12.	Bell, Richard (RB)	Nebraska	319

1989 7TH OVERALL (5 OFFENSIVE, 8 DEFENSIVE)

Rd	Player	School	Pk(Overall)
1a.	Worley, Tim (RB)	Georgia	7
1b.	Ricketts, Tom (T)	Pittsburgh	24
	<i>(Choice from Minnesota)</i>		

2.	Lake, Carnell (S)	UCLA	34
3.	Hill, Derek (WR)	Arizona	61
4.	Williams, Jerrol (LB)	Purdue	91
5.	Arnold, David (S)	Michigan	118
6.	Stock, Mark (WR)	Virginia Military	144
7.	Johnson, D.J. (CB)	Kentucky	174
8.	Asbeck, Chris (NT)	Cincinnati	201
9.	Jenkins, A.J. (DE)	Cal State Fullerton	228
10.	Olsavsky, Jerry (LB)	Pittsburgh	258
11.	Slater, Brian (WR)	Washington	285
12.	Haselrig, Carlton (DE)	Pitt.-Johnstown	312

1988 18TH OVERALL (7 OFFENSIVE, 6 DEFENSIVE)

Rd	Player	School	Pk(Overall)
1.	Jones, Aaron (DE)	Eastern Kentucky	18
2.	Dawson, Dermontti (G)	Kentucky	44
3.	Lanza, Chuck (C)	Notre Dame	70
4.	<i>Choice to Kansas</i>		
5a.	Jordan, Darin (LB)	Northeastern	121
	<i>(Choice from Phoenix)</i>		
5b.	Reese, Jerry (NT)	Kentucky	128
6.	Williams, Warren (RB)	Miami (FL)	155
7.	Zeno, Marc (WR)	Tulane	182
8a.	Nichols, Mark (NT)	Michigan State	209
8b.	Hinnant, Mike (TE)	Temple	211
	<i>(Choice from San Diego)</i>		
9.	Lockbaum, Gordie (RB)	Holy Cross	236
10.	Jackson, John (T)	Eastern Kentucky	252
11.	Dawson, Bobby (DB)	Illinois	295
12.	Earle, James (LB)	Clemson	322

1987 10TH OVERALL (6 OFFENSIVE, 7 DEFENSIVE)

Rd	Player	School	Pk(Overall)
1.	Woodson, Rod (DB)	Purdue	10
2.	Hall, Delton (DB)	Clemson	38
3.	Lockett, Charles (WR)	Long Beach State	66
4.	Everett, Thomas (DB)	Baylor	94
5.	Nickerson, Hardy (LB)	California	122
6a.	Johnson, Tim (NT)	Penn State	141
	<i>(Choice from Tampa Bay)</i>		
6b.	Lloyd, Greg (LB)	Fort Valley State	150
7.	Kelley, Chris (TE)	Akron	178
8.	Buchanan, Charles (DE)	Tennessee State	205
9.	Clinkscales, Joey (WR)	Tennessee	233
10.	Hoge, Merril (RB)	Idaho State	261
11.	Oswald, Paul (C)	Kansas	289
12.	Young, Theo (TE)	Arkansas	317

1986 9TH OVERALL (6 OFFENSIVE, 7 DEFENSIVE)

Rd	Player	School	Pk(Overall)
1.	Rienstra, John (G)	Temple	9
2.	Williams, Gerald (DE)	Auburn	36
3.	Brister, Bubby (QB)	Louisiana-Monroe	67

Steelers All-Time Draft Picks

4.	Callahan, Bill (DB)	Pittsburgh	94
5a.	Tucker, Erroll (DB)	Utah	122
5b.	Jones, Brent (TE)	Santa Clara	135
	<i>(Choice from L.A. Raiders)</i>		
6.	Bryant, Domingo (DB)	Texas A&M	148
7.	Carter, Rodney (RB)	Purdue	175
8.	Boso, Cap (TE)	Illinois	207
9.	Henton, Anthony (LB)	Troy	234
10.	Seitz, Warren (WR)	Missouri	260
11.	Station, Larry (LB)	Iowa	287
12.	Williams, Mike (LB)	Tulsa	314

1985 20TH OVERALL (4 OFFENSIVE, 8 DEFENSIVE, 1 PUNTER)

Rd	Player	School	Pk(Overall)
1.	Sims, Darryl (DE)	Wisconsin	20
2.	Behning, Mark (T)	Nebraska	47
3.	Hobley, Liffort (DB)	LSU	74
4.	Turk, Dan (C)	Wisconsin	101
5a.	<i>Choice to Seattle</i>		
5b.	Jacobs, Cam (LB)	Kentucky	136
	<i>(Choice from Washington)</i>		
6.	Carr, Gregg (LB)	Auburn	160
7.	Andrews, Alan (TE)	Rutgers	187
8.	Newsome, Harry (P)	Wake Forest	214
9a.	Small, Fred (LB)	Washington	241
9b.	Harris, Andre (DB)	Minnesota	242
	<i>(Choice from New England)</i>		
10.	White, Oliver (TE)	Kentucky	268
11.	Matichak, Terry (DB)	Missouri	300
12.	Sanchez, Jeff (DB)	Georgia	327

1984 23RD OVERALL (10 OFFENSIVE, 2 DEFENSIVE)

Rd	Player	School	Pk(Overall)
1.	Lipps, Louis (WR)	Southern Miss	23
2.	Kolodziejski, Chris (TE)	Wyoming	52
3.	<i>Choice to Buffalo through Miami</i>		
4a.	Thompson, Weegie (WR)	Florida State	108
4b.	Long, Terry (G)	East Carolina	111
	<i>(Choice from Washington)</i>		
5.	Hughes, Van (DT)	Texas State	135
6.	Brown, Chris (DB)	Notre Dame	164
7.	Campbell, Scott (QB)	Purdue	191
8.	Rasmussen, Randy (C)	Minnesota	220
9.	Erenberg, Rich (RB)	Colgate	247
10.	McJunkin, Kirk (T)	Texas	276
11.	Veals, Elton (RB)	Tulane	303
12.	Gillespie, Fernandars (RB)	William Jewell	332

1983 21ST OVERALL (9 OFFENSIVE, 5 DEFENSIVE)

Rd	Player	School	Pk(Overall)
1.	Rivera, Gabe (DT)	Texas Tech	21
2.	Capers, Wayne (WR)	Kansas	52
3.	Seabaugh, Todd (LB)	San Diego State	79

4.	Metcalfe, Bo (DB)	Baylor	106
5a.	Skansi, Paul (WR)	Washington	133
5b.	Garritty, Gregg (WR)	Penn State	140
	<i>(Choice from Washington)</i>		
6.	Williams, Eric (DB)	North Carolina State	164
7.	Kirchner, Mark (G)	Baylor	191
8a.	Odum, Henry (RB)	South Carolina State	199
	<i>(Choice from Denver)</i>		
8b.	Dunaway, Craig (TE)	Michigan	218
9.	Wingle, Blake (G)	UCLA	244
10.	Straughter, Roosevelt (DB)	Louisiana-Monroe	275
11.	Raugh, Mark (TE)	West Virginia	302
12.	Wiley, Roger (RB)	Sam Houston State	330

1982 12TH OVERALL (6 OFFENSIVE, 7 DEFENSIVE, 1 KICKER)

Rd	Player	School	Pk(Overall)
1.	Abercrombie, Walter (RB)	Baylor	12
2.	Meyer, John (T)	Arizona State	43
3.	Merriweather, Mike (LB)	Pacific	70
4.	Woods, Rick (DB)	Boise State	97
5.	Dallafior, Ken (T)	Minnesota	124
6a.	Perko, Mike (DT)	Utah State	155
6b.	Bingham, Craig (LB)	Syracuse	167
	<i>(Choice from San Francisco)</i>		
7a.	Nelson, Edmund (DT)	Auburn	172
7b.	Boures, Emil (C)	Pittsburgh	182
8.	Goodson, John (P)	Texas	209
9.	Hirn, Mike (TE)	Central Michigan	236
10.	Sunseri, Sal (LB)	Pittsburgh	267
11.	Abdul-Saboor, Mikal (G)	Morgan State	293
12.	Hughes, Al (DE)	Western Michigan	320

1981 17TH OVERALL (6 OFFENSIVE, 5 DEFENSIVE)

Rd	Player	School	Pk(Overall)
1.	Gary, Keith (DE)	Oklahoma	17
2.	Washington, Anthony (DB)	Fresno State	44
3.	Donnalley, Rick (C)	North Carolina	73
4.	Martin, Robbie (WR)	Cal Poly	100
5.	Martin, Ricky (WR)	New Mexico	127
6.	Hinkle, Bryan (LB)	Oregon	156
7.	Little, David (LB)	Florida	183
8.	Wilson, Frank (RB)	Rice	209
9.	Hunter, James (T)	USC	239
10.	Mayock, Mike (DB)	Boston College	265
11.	Troceno, Rick (QB)	Pittsburgh	292
12.	<i>Choice to San Francisco</i>		

1980 28TH OVERALL (10 OFFENSIVE, 5 DEFENSIVE)

Rd	Player	School	Pk(Overall)
1.	Malone, Mark (QB)	Arizona State	28
2a.	Kohrs, Bob (LB)	Arizona State	35
	<i>(Choice from N.Y. Giants)</i>		
2b.	Goodman, John (DE)	Oklahoma	56

Steelers All-Time Draft Picks

3.	Sydnor, Ray (TE)	Wisconsin	83
4.	Hurley, Bill (QB)	Syracuse	110
5.	Wolfe, Craig (G)	Syracuse	138
6.	Ilkin, Tunch (C)	Indiana State	165
7.	Johnson, Nate (WR)	Hillsdale	193
8.	Walton, Ted (DB)	Connecticut	221
9.	McCall, Ron (WR)	Arkansas-Pine Bluff	249
10a.	Wilson, Woodrow (DB)	North Carolina State	250
(Choice from San Francisco)			
10b.	Fritz, Ken (G)	Ohio State	277
11.	Pollard, Frank (RB)	Baylor	305
12a.	Vaclavik, Charles (DB)	Texas	306
(Choice from San Francisco)			
12b.	McGriff, Tyrone (G)	Florida A&M	333

1979 28TH OVERALL (8 OFFENSIVE, 6 DEFENSIVE, 1 KICKER)

Rd	Player	School	Pk(Overall)
1.	Hawthorne, Greg (RB)	Baylor	28
2.	Valentine, Zack (LB)	East Carolina	56
3.	Forfeited		
4a.	Davis, Russell (RB)	Michigan	86
(Choice from Tampa Bay)			
4b.	Sweeney, Calvin (WR)	USC	110
5.	Board, Dwaine (DE)	North Carolina A&T	137
6a.	Murrell, Bill (TE)	Winston-Salem	157
(Choice from San Diego)			
6b.	Woodruff, Wayne (DB)	Louisville	161
(Choice from New England)			
6c.	Bahr, Matt (K)	Penn State	165
7.	Kimball, Bruce (G)	Massachusetts	192
8.	Graves, Tom (LB)	Michigan State	220
9.	Kirk, Richard (DE)	Denison	248
10.	Thompson, Tod (TE)	Brigham Young	275
11.	Moore, Charlie (C)	Wichita State	303
12a.	Smith, Ed (LB)	Vanderbilt	322
(Choice from Philadelphia)			
12b.	Almond, Mike (WR)	Northwestern State	330

1978 22ND OVERALL (6 OFFENSIVE, 6 DEFENSIVE, 2 KICKER)

Rd	Player	School	Pk(Overall)
1.	Johnson, Ron (DB)	Eastern Michigan	22
2.	Fry, Willie (DE)	Notre Dame	49
3.	Colquitt, Craig (P)	Tennessee	76
4.	Anderson, Larry (DB)	Louisiana Tech	101

5.	Choice to Green Bay		
6.	Reutershan, Randy (WR)	Pittsburgh	160
7.	Dufresne, Mike (TE)	Nebraska	187
8a.	Moser, Rick (RB)	Rhode Island	208
(Choice from St. Louis)			
8b.	Keys, Andre (WR)	Cal Poly	214
9.	Reynolds, Lance (T)	Brigham Young	241
10a.	Becker, Doug (LB)	Notre Dame	268
10b.	Jurich, Tom (K)	Northern Arizona	276
(Choice from Oakland)			
11a.	Terry, Nat (DB)	Florida State	279
(Choice from Tampa Bay)			
11b.	Brzoza, Tom (C)	Pittsburgh	300
12.	Carr, Brad (LB)	Maryland	327

1977 21ST OVERALL (10 OFFENSIVE, 8 DEFENSIVE)

Rd	Player	School	Pk(Overall)
1.	Cole, Robin (LB)	New Mexico	21
2.	Thornton, Sidney (RB)	Northwestern State	48
3a.	Beasley, Tom (DT)	Virginia Tech	60
(Choice from N.Y. Jets)			
3b.	Smith, Jim (WR)	Michigan	75
4a.	Petersen, Ted (C)	Eastern Illinois	93
(Choice from Green Bay)			
4b.	Smith, Laverne (RB)	Kansas	99
(Choice from Chicago)			
4c.	Audick, Dan (G)	Hawaii	106
5a.	Stoudt, Cliff (QB)	Youngstown State	121
(Choice from Kansas City)			
5b.	Courson, Steve (G)	South Carolina	125
(Choice from Detroit)			
5c.	Winston, Dennis (LB)	Arkansas	132
6.	Harris, Paul (LB)	Alabama	159
7.	Frisch, Randy (DT)	Missouri	186
8.	August, Phil (WR)	Miami (FL)	217
9.	Kelly, Roosevelt (TE)	Eastern Kentucky	244
10a.	Cowans, Alvin (DB)	Florida	253
(Choice from Buffalo)			
10b.	LaCrosse, Dave (LB)	Wake Forest	271
11.	West, Lou (DB)	Cincinnati	298
12.	Stephens, Jimmy (TE)	Florida	310
(Choice from Seattle)			

1976 28TH OVERALL (13 OFFENSIVE, 9 DEFENSIVE)

Rd	Player	School	Pk(Overall)
1.	Cunningham, Bennie (TE)	Clemson	28
2a.	Pinney, Ray (C)	Washington	37
(Choice from Chicago)			
2b.	Kruczek, Mike (QB)	Boston College	47
(Choice from Baltimore)			

Steelers All-Time Draft Picks

2c.	Files, James (C)	McNeese State	56	4b.	Allen, Jim (DB)	UCLA	100
3a.	Coder, Ron (DT)	Penn State	70	5.	Webster, Mike (C)	Wisconsin	125
		<i>(Choice from Green Bay)</i>		6a.	Wolfe, Jim (DE)	Prairie View A&M	149
3b.	Pough, Ernest (WR)	Texas Southern	88			<i>(Choice from Cleveland)</i>	
4a.	Monds, Wonder (DB)	Nebraska	112	6b.	Druschel, Rick (G)	North Carolina State	150
		<i>(Choice from Baltimore)</i>		7a.	Sitterle, Allen (T)	North Carolina State	165
4b.	Bell, Theo (WR)	Arizona	120			<i>(Choice from New England)</i>	
5.	Norton, Rodney (LB)	Rice	152	7b.	Garske, Scott (TE)	Eastern Washington	179
6a.	Dunn, Gary (DT)	Miami (FL)	159	8.	Gefert, Mark (LB)	Purdue	204
		<i>(Choice from San Diego)</i>		9a.	Reamon, Tommy (RB)	Missouri	223
6b.	Deloplaire, Jack (RB)	None	182			<i>(Choice from Denver)</i>	
7.	Burton, Barry (TE)	Vanderbilt	209	9b.	Davis, Charles (T)	TCU	229
8.	McAleney, Ed (DT)	Massachusetts	237	10a.	Kregel, Jim (G)	Ohio State	243
9.	Gains, Wentford (DB)	Cincinnati	265			<i>(Choice from New England)</i>	
10.	Campbell, Gary (LB)	Colorado	291	10b.	Atkinson, Dave (DB)	Brigham Young	254
11.	Fuchs, Rolland (RB)	Arkansas	319	11.	Morton, Dick (RB)	Arkansas	283
12.	Carroll, Bill (WR)	Texas A&M-Commerce	347	12.	Lickiss, Hugh (LB)	Simpson	308
13.	Kain, Larry (TE)	Ohio State	375	13.	Kolch, Frank (QB)	Eastern Michigan	333
14.	Fields, Wayne (DB)	Florida	403	14.	Henley, Bruce (DB)	Rice	358
15.	Davis, Mel (DE)	North Texas	431	15.	Hunt, Larry (DT)	Iowa State	387
16.	Butts, Randy (RB)	Nebraska-Kearney	459	16.	Morgan, Octavus (LB)	Illinois	412
17.	Kirk, Kelvin (WR)	Dayton	487	17.	Moore, Larry (DE)	Angelo State	437

1975 26TH OVERALL (12 OFFENSIVE, 9 DEFENSIVE)

Rd	Player	School	Pk(Overall)
1.	Brown, Dave (DB)	Michigan	26
2.	Barber, Bob (DE)	Grambling State	51
3.	White, Walter (TE)	Maryland	78
4.	Evans, Harold (LB)	Houston	104
5.	Sexton, Brent (DB)	Elon	130
6.	Crenshaw, Marvin (T)	Nebraska	156
7.	Mattingly, Wayne (T)	Colorado	182
8a.	Kropp, Tom (LB)	Nebraska-Kearney	190
		<i>(Choice from Kansas City)</i>	
8b.	Humphrey, Al (DE)	Tulsa	208
9a.	Clark, Eugene (G)	UCLA	222
		<i>(Choice from New England)</i>	
9b.	Reimer, Bruce (RB)	North Dakota State	234
10a.	Heyer, Kirt (DT)	Nebraska-Kearney	247
		<i>(Choice from New England)</i>	
10b.	Gray, Archie (WR)	Wyoming	260
11.	Little, Randy (TE)	West Liberty State	286
12.	Murphy, Greg (DE)	Penn State	312
13.	Gaddis, Robert (WR)	Mississippi Valley State	337
14.	Collier, Mike (RB)	Morgan State	364
15a.	Thatcher, James (WR)	Langston	371
		<i>(Choice from Kansas City)</i>	
15b.	Smith, Marty (DT)	Louisville	390
16.	Bassler, Miller (TE)	Houston	415
17.	Hegener, Stan (G)	Nebraska	442

1974 21ST OVERALL (11 OFFENSIVE, 10 DEFENSIVE)

Rd	Player	School	Pk(Overall)
1.	Swann, Lynn (WR)	USC	21
2.	Lambert, Jack (LB)	Kent State	46
		<i>Choice to Oakland</i>	
4a.	Stallworth, John (WR)	Alabama A&M	82
		<i>(Choice from Chicago)</i>	

1973 24TH OVERALL (7 OFFENSIVE, 13 DEFENSIVE)

Rd	Player	School	Pk(Overall)
1.	Thomas, J.T. (DB)	Florida State	24
2.	Phares, Ken (DB)	Mississippi State	50
3.	Bernhardt, Roger (G)	Kansas	76
4.	Clark, Gail (LB)	Michigan State	102
5a.	Reavis, Dave (DE)	Arkansas	106
		<i>(Choice from New Orleans)</i>	
5b.	Clark, Larry (LB)	Northern Illinois	128
6a.	Bell, Ron (RB)	Illinois State	140
		<i>(Choice from Denver)</i>	
6b.	Scolnik, Glenn (WR)	Indiana	154
7.	Dorsey, Nate (DE)	Mississippi Valley State	180
8a.	Toews, Loren (LB)	California	192
		<i>(Choice from Denver)</i>	
8b.	Janssen, Bill (T)	Nebraska	206
9.	Bonham, Bracey (G)	North Carolina Central	232
10.	Wunderly, Don (DT)	Arkansas	258
11.	White, Bob (DB)	Arizona	284
12.	Lee, Willie (RB)	Indiana State	310
13.	Ferguson, Rick (WR)	Kansas State	336
14.	Cowan, Roger (DE)	Stanford	362
15.	Cross, Charles (DB)	Iowa	388
16.	Nardi, Glen (DT)	Navy	414
17.	Shannon, Mike (DT)	Oregon State	440

1972 13TH OVERALL (11 OFFENSIVE, 9 DEFENSIVE)

Rd	Player	School	Pk(Overall)
1.	Harris, Franco (RB)	Penn State	13
2.	Gravelle, Gordon (T)	Brigham Young	38
3.	McMakin, John (TE)	Clemson	63
4a.	Brinkley, Lorenzo (DB)	Missouri	80
		<i>(Choice from N.Y. Giants)</i>	
4b.	Bradley, Ed (LB)	Wake Forest	88

Steelers All-Time Draft Picks

5.	Furness, Steve (DE)	Rhode Island	113	6b.	Kegler, Clarence (T)	South Carolina State	155
6.	Meyer, Dennis (DB)	Arkansas State	143			<i>(Choice from Minnesota)</i>	
7a.	Colquitt, Joe (DE)	Kansas State	159	7.	Griffin, Danny (RB)	Texas-Arlington	157
		<i>(Choice from N.Y. Giants)</i>		8.	Smith, Dave (WR)	Indiana (PA)	184
7b.	Kelly, Robert (DB)	Jackson State	168	9.	Crennel, Carl (LB)	West Virginia	209
8.	Vincent, Stahle (RB)	Rice	193	10.	Brown, Isaiah (DB)	Stanford	236
9.	Kelley, Don (DB)	Clemson	217	11.	Hunt, Calvin (C)	Baylor	261
10.	Brown, Bob (DT)	Tampa	243	12.	Sharp, Rick (DT)	Washington	288
11.	Gilliam, Joe (QB)	Tennessee State	273	13.	Main, Billy (RB)	Oregon State	313
12.	Curl, Ron (T)	Michigan State	298	14.	Askon, Bert (LB)	Texas Southern	340
13.	Messmer, Ernie (T)	Villanova	323	15.	Keppy, Glen (DT)	Wisconsin-Platteville	365
14.	Durrance, Tom (RB)	Florida	348	16.	Yanossy, Frank (DT)	Tennessee	392
15a.	Hulecki, John (G)	Massachusetts	368	17.	Key, Harry (TE)	Mississippi Valley State	417
		<i>(Choice from Houston)</i>					
15b.	Harrington, Charles (G)	Wichita State	373				
16.	Hawkins, Nate (WR)	UNLV	403				
17.	Linehan, Ron (LB)	Idaho	428				

1971 8TH OVERALL (12 OFFENSIVE, 9 DEFENSIVE, 1 KICKER)

Rd	Player	School	Pk(Overall)
1.	Lewis, Frank (WR)	Grambling State	8
2.	Ham, Jack (LB)	Penn State	34
3.	Davis, Steve (RB)	Delaware State	60
4a.	Mullins, Gerry (TE)	USC	86
4b.	White, Dwight (DE)	Texas A&M-Commerce	104
		<i>(Choice from Baltimore)</i>	
5a.	Brown, Larry (TE)	Kansas	106
		<i>(Choice from New Orleans)</i>	
5b.	Holmes, Mel (T)	North Carolina A&T	112
5c.	Anderson, Ralph (DB)	West Texas A&M	126
		<i>(Choice from Miami)</i>	
5d.	Brister, Fred (LB)	Mississippi	128
		<i>(Choice from Minnesota)</i>	
6.	Hanneman, Craig (T)	Oregon State	138
7.	McClure, Worthy (T)	Mississippi	164
8a.	Crowe, Larry (RB)	Texas Southern	184
		<i>(Choice from New Orleans)</i>	
8b.	Rogers, Paul (K)	Nebraska	190
8c.	Holmes, Ernie (DT)	Texas Southern	203
		<i>(Choice from Miami)</i>	
9.	Anderson, Mike (LB)	LSU	216
10.	O'Shea, Jim (TE)	Boston College	242
11.	Wagner, Mike (DB)	Western Illinois	268
12.	<i>Choice to Baltimore</i>		
13.	Young, Al (WR)	South Carolina State	320
14.	Evans, McKinney (DB)	New Mexico Highlands	346
15.	Makin, Ray (G)	Kentucky	372
16.	Huntley, Walter (DB)	Trinity (TX)	398
17.	Ehle, Dan (RB)	Howard Payne	424

1970 1ST OVERALL (10 OFFENSIVE, 9 DEFENSIVE)

Rd	Player	School	Pk(Overall)
1.	Bradshaw, Terry (QB)	Louisiana Tech	1
2.	Shanklin, Ron (WR)	North Texas	28
3.	Blount, Mel (DB)	Southern University	53
4a.	George, Ed (T)	Wake Forest	80
4b.	Evenson, Jim (RB)	Oregon	93
5.	Staggers, Jon (DB)	Missouri	105
6a.	Barrera, Manuel (LB)	Kansas State	132

1969 4TH OVERALL (9 OFFENSIVE, 7 DEFENSIVE, 1 KICKER)

Rd	Player	School
1.	Greene, Joe (DT)	North Texas State
2a.	Hanratty, Terry (QB)	Notre Dame
2b.	Bankston, Warren (RB)	Tulane
	<i>(choice from San Francisco)</i>	
3.	Koib, Jon (C)	Oklahoma State
4.	Campbell, Bob (RB)	Penn State
5.	<i>Choice to St.Louis</i>	—
6.	<i>Choice to Green Bay</i>	—
7a.	Beatty, Charles (DB)	North Texas State
7b.	Brown, Chadwick (OT)	East Texas State
8.	Cooper, Joe (WR)	Tennessee State
9.	Sodaski, John (DB)	Villanova
10.	Greenwood, L.C.(DE)	Arkansas AM & N
11.	Washington, Clarence (DT)	Arkansas AM & N
12.	Fisher, Doug (LB)	San Diego State
13.	Lynch, John (LB)	Drake
14.	Houmar, Bob (RB)	Ohio U
15.	Liberto, Ken (WR)	Louisiana Tech
16.	Mosley, Dock (WR)	Alcorn A & M
17.	Eppright, Bill (K)	Kent State

1968 10TH OVERALL (8 OFFENSIVE, 6 DEFENSIVE, 1 KICKER)

Rd	Player	School
1.	Taylor, Mike (OT)	Southern California
2.	Ruple, Ernie (OT)	Arkansas
3a.	<i>Choice to Cleveland</i>	—
3b.	Henderson, Jon (WR)	Colorado State
	<i>(choice from Minnesota)</i>	
3c.	Herbert, Ken (K)	Houston
	<i>(choice from Los Angeles)</i>	

Steelers All-Time Draft Picks

4.	Choice to Green Bay	—
5.	Choice to Green Bay	—
6.	Choice to Atlanta	—
7a.	Dalton, Doug (RB)	New Mexico State
7b.	Glennon, Bill (DT)	Washington
	(choice from Los Angeles)	
8.	Holman, Danny (QB)	San Jose State
9.	Knight, John (DE)	Weber State
10.	Choice to Cleveland	—
11.	King, Kim (RB)	Georgia Tech
12.	Wheeler, Sam (LB)	Wisconsin
13.	Roundy, Joe (G)	Puget Sound
14.	Harris, Lou (DB)	Kent State
15.	Lanning, Bob (DE)	North Montana
16.	Bleier, Rocky (RB)	Notre Dame
17.	Cole, Bob (LB)	South Carolina

1967 9TH OVERALL (11 OFFENSIVE, 3 DEFENSIVE)

Rd	Player	School
1.	Choice to Green Bay	—
2.	Shy, Don (RB)	San Diego State
3a.	Choice to San Francisco	—
3b.	Freitas, Rockne (C),	Oregon
	(choice from Philadelphia)	
4.	May, Ray (LB)	Southern California
5.	Choice to Green Bay	—
6.	Choice to Atlanta	—
6a.	Haggerty, Mikey (OT)	Miami (Fla.)
7.	Choice to Washington	—
8a.	Barnes, Mike (OT)	Purdue
8b.	Foruria, John (QB)	Idaho
	(choice from Minnesota)	
9.	Otis, Paul (DT)	Houston
10.	Wisey, Bill (LB)	Fresno State
11.	Whitcomb, Jim (WR)	Emporia State(Kan.)
12.	Choice to Baltimore	—
13.	Homan, Jim (G)	Southern California
14.	Anderson, Chet (TE)	Minnesota
15.	Love, Mike (RB)	Abilene Christian
16.	Smith, Bill (C)	Oregon
17.	Davenport, Mike (RB)	Wyoming

1966 3RD OVERALL (14 OFFENSIVE, 1 DEFENSIVE)

Rd	Player	School
1.	Leftridge, Dick (RB)	West Virginia
2.	Gagner, Larry (G)	Florida
3.	Killorin, Pat (C)	Syracuse
4.	Choice to Chicago	—
5.	Choice to Detroit	—
6.	Choice to Minnesota	—
7.	Boozer, Emerson (RB)	Maryland State
8.	Choice to New York	—
9.	Stewart, Dale (WR)	Pittsburgh

10.	Marion, Jerry (RB)	Wyoming
11.	Washington, Charley (RB)	Grambling
12.	Choice to Dallas	—
13.	Dial, Benjy (QB)	Eastern New Mexico
14.	Novogratz, Joe (LB)	Pittsburgh
15.	Dobson, Joe (OT)	Idaho
16.	Long, Jim (WR)	Purdue
17.	Brundage, Mike (QB)	Oregon
18.	Lucas, Kenny (QB)	Pittsburgh
19.	Neilson, Dave (QB)	Albion
20.	Springer, Ron (OT)	Albion

1965 3RD OVERALL

Rd	Player	School
1.	Choice to Chicago	—
2.	Jefferson, Roy (WR)	Utah
3.	Choice to New York	—
4.	Choice to Detroit	—
5.	Choice to Green Bay	—
6.	Choice to Green Bay	—
7.	Browning, Charlie (RB)	Washington
8.	Howley, Bill (E)	Pittsburgh
9.	Neville, Tom (T)	Mississippi State
10.	Tobey, Dave (C)	Oregon
11.	Molden, Frank (T)	Jackson State
12.	Lofquist, Craig (B)	Minnesota
13.	Wilburn, J.R.(B)	South Carolina
14.	Butler, Jim (B)	Edward Waters
15.	Carrell, John (T)	Texas Tech
16.	Dusenbury, Doug (K)	Kansas State
17.	Canale, Whit (B)	Tennessee
18.	Howard, Bob (B)	Stanford
19.	Price, Lonnie (B)	Southwestern Louisiana
20.	Fertig, Craig (QB)	South Carolina

1964 10TH OVERALL

Rd	Player	School
1.	Martha, Paul (B)	Pittsburgh
2a.	Choice to Chicago	—
2b.	Kelly, Jim (E)	Notre Dame
	(Choice from Chicago)	
3.	Baker, Ralph (LB)	Penn State
4.	McGee, Ben (T)	Jackson State
5.	Alley, T. W.(T)	William & Mary
6.	Gibson, Tom (G)	South Carolina
7.	Smith, Bobby (B)	North Texas State
8.	Currington, Bob (B)	North Carolina College
9.	Nichols, Bob (T)	Stanford
10.	Choice to Cleveland	—
11.	Soleau, Bob (G)	William & Mary
12.	Sherman, Bob (B)	Iowa
13.	Baker, Glenn (T)	Washington State
14.	Jenkins, Tom (G)	Ohio State
15.	Brown, Barry (E)	Florida
16.	Kesler, Ed (B)	North Carolina
17.	Shaw, Dennis (C)	Detroit
18.	Dobbins, Oliver (B)	Morgan State
19.	Marshall, Don (T)	Lehigh
20.	Generalovich, Brian (E)	Pittsburgh

1963 11TH OVERALL

Rd	Player	School
1.	Choice to Chicago	—
2.	Choice to Baltimore	—
3.	Choice to Green Bay	—
4.	Choice to Chicago	—
5.	Choice to Los Angeles	—
6.	Choice to Chicago	—
7.	Choice to Green Bay	—
8.	Atkinson, Frank (T)	Stanford
9.	Carrington, Gene (T)	Boston College

Steelers All-Time Draft Picks

10.	Nelsen, Bill (QB)	Southern California	10.	Kapele, John (T)	Brigham Young
11.	Dixon, Hewitt (B)	Florida A & M	11.	<i>Choice to San Francisco</i>	—
12.	Curry, Roy (B)	Jackson State	12.	Butler, Earl (T)	North Carolina
13.	Gray, Hal (LB)	Los Angeles State	13.	Womack, Joe (B)	Los Angeles State
14.	Dickerson, Bob (E)	Bethune-Cookman	14.	Keys, Brady (B)	Colorado State
15.	Szykowny, Matt (QB)	Iowa	15.	Essenmacker, Larry (T)	Alma
16.	Russell, Andy (LB)	Missouri	16.	Ames, Dave (B)	Richmond
17.	Stein, Tim (C)	Miami (Ohio)	17.	Chamberlain, Dale (B)	Miami (Ohio)
18.	Bradshaw, Jim (B)	Chattanooga	18.	Lee, Charley (T)	Iowa
19.	Berg, Roger (T)	St. Thomas (Minn.)	19.	Turley, Howard (E)	Louisville
20.	Trafcant, Jim (QB)	Pittsburgh	20.	Harsnberger, George (T)	Wichita

1962 5TH OVERALL

Rd	Player	School
1.	Ferguson, Bob (B)	Ohio State
2.	<i>Choice to Chicago</i>	—
3.	<i>Choice to Los Angeles</i>	—
4.	<i>Choice to Detroit</i>	—
5.	<i>Choice to Baltimore</i>	—
6.	<i>Choice to San Francisco</i>	—
7.	Collins, Jack (B)	Texas
8.	Ballman, Gary (B)	Michigan State
9.	Powers, John (E)	Notre Dame
10.	Vignali, Larry (G)	Pitt
11.	Willis, Bob (E)	California
12.	Mudie, Sam (QB)	Rutgers
13.	Woodward, Dave (T)	Auburn
14.	Whittaker, Jim (E)	Nevada
15.	Hatch, Vern (E)	North Carolina College
16.	Ply, Bobby (QB)	Baylor
17.	Tucker, Nat (B)	Florida A & M
18.	Yarbrough, Darrell (T)	Northwest Louisiana State
19.	Kuprok, John (E)	Pittsburgh
20.	Knight, John (B)	Valparaiso

1961 6TH OVERALL

Rd	Player	School
1.	<i>Choice to San Francisco</i>	—
2.	Pottios, Myron (LB)	Notre Dame
3.	<i>Choice to Detroit</i>	—
4.	<i>Choice to San Francisco</i>	—
5.	<i>Choice to Baltimore</i>	—
6.	<i>Choice to Los Angeles</i>	—
7.	Hoak, Dick (B)	Penn State
8.	Balthazar, George (T)	Tennessee A & I
9.	<i>Choice to San Francisco</i>	—
10.	Mack, Bill (B)	Notre Dame
11.	Clement, Henry (B)	North Carolina
12.	Jackunas, Frank (T)	Detroit
13.	<i>Choice to San Francisco</i>	—
14.	Schmitz, Bob (LB)	Montana State
15.	McCown, Ray (B)	West Texas State
16.	Scott, Wilbert (B)	Indiana
17.	Nofsinger, Terry (QB)	Utah
18.	Simko, John (E)	Augustana (S.D.)
19.	Wyatt, Bernie (B)	Iowa
20.	Jones, Mike (B)	San Jose State

1960 6TH OVERALL

Rd	Player	School
1.	Spikes, Jack (B)	TCU
2.	<i>Choice to Cleveland</i>	—
3.	<i>Choice to Los Angeles</i>	—
4.	<i>Choice to Detroit</i>	—
5.	<i>Choice to Chicago Cardinals</i>	—
6.	<i>Choice to Los Angeles</i>	—
7.	Dennis, Lonnie (G)	Brigham Young
8.	Lanphear, Dan (G)	Wisconsin
9.	Harris, Marshall (B)	TCU

1959 5TH OVERALL

Rd	Player	School
1.	<i>Choice to San Francisco</i>	—
2.	<i>Choice to Detroit</i>	—
3.	<i>Choice to Los Angeles</i>	—
4.	<i>Choice to Los Angeles</i>	—
5.	<i>Choice to Green Bay</i>	—
6.	<i>Choice to Detroit</i>	—
7.	<i>Choice to Washington</i>	—
8.	Barnett, Tom (B)	Purdue
9.	Davis, Hal (G)	Houston
10.	Gunnels, Riley (T)	Georgia
11.	Curtis, Overton (B)	Utah State
12.	Pavliska, Bill (B)	Baylor
13.	Bohling, Dewey (B)	Hardin-Simmons
14.	Peppercorn, John (E)	Kansas
15.	Brodnax, John (B)	LSU
16.	Carrico, Bill (G)	North Texas State
17.	Leeka, Bill (T)	UCLA
18.	Seinturier, John (T)	Southern California
19.	Kocourek, Dave (E)	Wisconsin
20.	Hayes, Rudy (B)	Clemson
21.	Green, Johnny (QB)	Chattanooga
22.	Polk, Burley (T)	Hardin-Simmons
23.	Davie, Ernye (B)	McMurry (Tex.)
24.	Farmer, Wayne (T)	Purdue
25.	Miller, Ron (E)	Vanderbilt
26.	Scott, John (T)	Ohio State
27.	Tolar, Charley (B)	Northwestern Louisiana
28.	Hall, Ronnie (B)	Missouri Valley
29.	Loncar, Dick (T)	Notre Dame
30.	Fjerstad, Willus (B)	Minnesota

1958 9TH OVERALL

Rd	Player	School
1.	<i>Choice to San Francisco</i>	—
2.	Krutko, Larry (B)	West Virginia
3.	Krisner, Bill (G)	Oklahoma
4.	<i>Choice to Los Angeles</i>	—
5.	<i>Choice to Los Angeles</i>	—
6.	Lasse, Dick (E)	Syracuse
7.	<i>Choice to Baltimore</i>	—
8.	<i>Choice to Detroit</i>	—
9.	<i>Choice to Detroit</i>	—

Steelers All-Time Draft Picks

10.	Campbell, Dick (D)	Marquette	9.	Edmonds, Wayne (G)	Notre Dame
11.	Aldrich, Larry (E)	Idaho	10.	Baldacci, Lou (B)	Michigan
12.	Reed, Leroy (B)	Mississippi	11.	<i>Choice to Detroit</i>	—
13.	<i>Choice to San Francisco</i>	—	12.	Tarasovic, Phil (E)	Yale
14.	Jennings, Doyle (T)	Oklahoma	13.	Holley, Weldon (B)	Baylor
15.	Sears, Ed (B)	Florida	14.	Emmons, Jim (T)	Alabama
16.	Perkins, John (T)	Mississippi Southern	15.	<i>Choice to San Francisco</i>	—
17.	Lewis, Joe (T)	Compton JC (Calif.)	16.	Reed, Lionel (B)	Central Oklahoma State
18.	<i>Choice to Detroit</i>	—	17.	Schmitt, Bill (G)	Pittsburgh
19.	Keady, Gene (B)	Kansas State	18.	Stephans, John (B)	Holy Cross
20.	Johnson, George (T)	Wake Forest	19.	Jacobs, Jerry (G)	Florida State
21.	Jones, Everett (G)	Utah	20.	Glatz, Fred (E)	Pittsburgh
22.	Thompson, Bill (E)	Duke	21.	Martell, Gene (T)	Notre Dame
23.	Trowbridge, Ken (B)	North Carolina State	22.	DiPasquale, Ray (B)	Pittsburgh
24.	Roberts, Norm (E)	East Texas State	23.	Neft, Pete (QB)	Pittsburgh
25.	Groce, Bill (B)	North Texas State	24.	Engram, Bryan (E)	TCU
26.	Evans, Jon (E)	Oklahoma A & M	25.	O'Dell, Bill (B)	Clemson
27.	Dellinger, Floyd (B)	Texas Tech	26.	Sweeney, Frank (G)	Xavier
28.	Akin, Dean (E)	Jacksonville State (Ala.)	27.	Benson, Buddy (B)	Arkansas
29.	Fuquay, Mert (E)	Baylor	28.	DeGraaf, Bill (B)	Cornell
30.	Scherer, Dick (E)	Pittsburgh	29.	Thompson, Wes (T)	Alabama

1957 5TH OVERALL

Rd	Player	School
1.	Dawson, Lenny (QB)	Purdue
2.	Michael, Bill (T)	Ohio State
3.	Owens, Don (T)	Mississippi Southern
4.	<i>Choice to Washington</i>	—
5.	Richards, Perry (E)	Detroit
6.	Volkert, George (B)	Georgia Tech
7.	Johnson, Curley (B)	Houston
8.	<i>Choice to Chicago Bears</i>	—
9.	Hutchings, Charley (T)	Miami (Fla.)
10.	Jelic, Ralph (B)	Pittsburgh
11.	Hughes, Dick (B)	Tulsa
12.	Ellison, Vern (G)	Oregon State
13.	Underwood, Dwaine (T)	Oklahoma A & M
14.	Crawford, Jim (B)	Wyoming
15.	Canil, Herman (T)	Pittsburgh
16.	<i>Choice to Baltimore</i>	—
17.	Salvaterra, Corny (B)	Pittsburgh
18.	Bigbee, Len (E)	East Texas State
19.	Bennett, Phil (E)	Miami (Fla.)
20.	Szuchan, John (T)	North Carolina State
21.	Cichowski, Gene (QB)	Indiana
22.	Thomas, Aurelius (G)	Ohio State
23.	Pollock, Bob (T)	Pittsburgh
24.	Francis, Gary (E)	Illinois
25.	Hinesley, Jim (E)	Michigan State
26.	Swann, Bob (T)	Vanderbilt
27.	Konkoly, Bob (B)	Xavier
28.	Kolinsky, Frank (T)	Tennessee
29.	Ramage, Tom (G)	Utah State
30.	Serier, Don (E)	Arkansas State

1956 5TH OVERALL

Rd	Player	School
<i>Bonus Choice:</i> Glick, Gary (B)		Colorado State
1.	Davis, Art (B)	Mississippi State
2.	Krupa, Joe (T)	Purdue
3.	Taylor, Jim (C)	Baylor
4.	Murley, Dick (G)	Purdue
5.	Murakowski, Bill (B)	Purdue
6.	Taylor, Ray (B)	TCU
7.	Gaspari, Dick (C)	George Washington
8.	Wellman, Vere (G)	Wichita

1955 6TH OVERALL

Rd	Player	School
1.	Varrichione, Frank (T)	Notre Dame
2.	<i>Choice to Los Angeles</i>	—
3.	Bernet, Ed (E)	SMU
4.	Broussard, Fred (C)	Texas A & M Northwestern Louisiana
5.	Mason, George (T)	Alabama
6.	Harkey, Lem (B)	Emporia
7.	Reeve, Hal (T)	Oregon
8.	<i>Choice to Detroit</i>	—
9.	Unitas, John (QB)	Louisville
10.	Boyle, Terry (T)	Cincinnati
11.	Eaton, Vic (QB)	Missouri
12.	Cooke, Jim (E)	Lincoln (Pa.)
13.	Whitmer, Jim (B)	Purdue
14.	Byrne, John (G)	John Carroll
15.	Duckett, Ellis (B)	Michigan State
16.	Vincent, Frank (C)	Glenville State (W. Va.)
17.	Merchant, Ed (B)	Miami (Ohio)
18.	Maier, George (G)	Marshall
19.	Smith Ed (B)	Texas Southern
20.	Matykiewicz, Lou (E)	Iowa
21.	Phenix, Rees (T)	Georgia Tech
22.	McCabe, Richie (B)	Pittsburgh
23.	Holz, Gordy (T)	Minnesota
24.	Mayock, Mike (E)	Villanova
25.	Bull, Charlie (G)	Missouri
26.	Soitau, Jim (E)	Minnesota
27.	Sanford, Bill (B)	Hofstra
28.	Williams, Dave (G)	Ohio State
29.	Sinclair, Bernie (E)	Texas A & M
30.	Caruzzi, Jim (B)	Marquette

1954 7TH OVERALL

Rd	Player	School
1.	Lattner, John (B)	Notre Dame
2.	Stark, Pat (B)	Syracuse
3.	Miner, Tom (E)	Tulsa
4.	<i>Choice to Los Angeles</i>	—
5.	<i>Choice to San Francisco</i>	—
6.	Pepper, Laurin (B)	Mississippi Southern
7.	O'Brien, Jack (E)	Florida
8.	Cameron, Paul (B)	UCLA
9.	Zombeck, Joe (E)	Pittsburgh

Steelers All-Time Draft Picks

10.	Fisher, Bob (T)	Tennessee	9.	Payne, Herky (B)	Tennessee
11.	Cimarolli, Lou (B)	Pittsburgh	10.	Gilmartin, George (B)	Xavier
12.	Fritz, Don (E)	Cincinnati	11.	Spinks, Jack (B)	Alcorn A & M
13.	Lattimer, Charley (C)	Maryland	12.	McFadden, Marv (T)	Michigan State
14.	Bradford, Roger (E)	Waynesburg & Duquesne	13.	Flood, Dave (B)	Notre Dame
15.	Drake, Tom (G)	Chattanooga	14.	Davis, June (G)	Texas
16.	Krol, Cas (T)	Detroit	15.	Pivrotto, Dick (B)	Princeton
17.	Fulwyler, Joe (C)	Oregon State	16.	Ladogo, Pete (G)	Maryland
18.	Penza, Don (E)	Notre Dame	17.	Smithwick, Pat (E)	St. Norberts
19.	Rydalch, Don (B)	Utah	18.	MacDonald, Andy (B)	Gen. Michigan
20.	Prender, Fred (B)	West Chester State	19.	Kerkorian, Gary (QB)	Stanford
21.	Tassotti, Dan (T)	Miami (Fla.)	20.	Simeone, Dan (T)	Villanova
22.	Lapsley, John (G)	Northeastern	21.	Babcock, Harry (E)	Georgia
23.	Pascarella, Joe (T)	Penn State	22.	Byrne, Bob (B)	Montana State
24.	Falgagan, Jack (E)	Detroit	23.	Pollock, Vic (B)	Army
25.	Barron, Jim (T)	Mississippi State & Tulsa	24.	Bestwick, Bob (QB)	Pittsburgh
26.	Varaitis, Joe (B)	Penn	25.	Robinson, Bill (B)	Lincoln (Mo.)
27.	Yewcic, Tom (B)	Michigan State	26.	Wilson, Bobby (B)	Alabama
28.	Bush, Joe (G)	Notre Dame	27.	Doyle, Skip (B)	Ohio State
29.	Fagan, Joe (T)	John Carroll	28.	Hanifan, Jerry (B)	St. Bonaventure
30.	Sweatte, Juel (B)	Oklahoma	29.	Warriner, Chris (E)	Pittsburgh
			30.	Kissell, Ed (B)	Wake Forest

1953 5TH OVERALL

Rd	Player	School
1.	Marchibroda, Ted (QB)	Detroit & St. Bonaventure
2.	Johnson, John Henry (B)	St. Marys (Cal.) & Arizona State
3.	Matuszak, Marv (LB)	Tulsa
4.	Colteryan, Lloyd (E)	Maryland
5.	Gaona, Bob (T)	Wake Forest
6.	Barton, Tom (G)	Clemson
7.	Alderton, John (E)	Maryland
8.	Perry, Lowell (E)	Michigan
9.	Sarnese, Pat (T)	Temple
10.	Holohan, Frank (T)	Tennessee
11.	<i>Choice to Chicago Bears</i>	—
12.	Robertson, Jerry (B)	Kansas
13.	Davis, Leo (E)	Bradley
14.	Montgomery, Charley (T)	Mississippi
15.	O'Neill, Bob (E)	Notre Dame
16.	Zachary, John (B)	Miami (Ohio)
17.	Quinn, Reed, (B)	Florida
18.	Holben, Carl (T)	Duke
19.	Williams, John (B)	Louisville
20.	Hayley, Will Lee (E)	Auburn
21.	Earley, Don (G)	South Carolina
22.	O'Connor, Ed (T)	Maryland
23.	Correll, Ray (G)	Kentucky
24.	Schneidenbach, Bob (B)	Miami (Fla.)
25.	Hampel, Vic (E)	Houston
26.	McLairn, Jack (E)	Bethune-Cookman
27.	Delaney, Jack (B)	Cincinnati
28.	Cimini, Joe (T)	Mississippi State
29.	Massaro, Art (B)	W & J
30.	Tepe, Lou (C)	Duke

1952 6TH OVERALL

Rd	Player	School
1.	Modzelewski, Ed (B)	Maryland
2.	Tarasovic, George (C)	LSU
3.	Wadiak, Steve (B)	South Carolina
4.	Gearding, Jack (T)	Xavier
5.	<i>Choice to Chicago Bears</i>	—
6.	<i>Choice to Los Angeles</i>	—
7.	Hipps, Claude (B)	Georgia
8.	<i>Choice to Chicago Bears</i>	—

1951 9TH OVERALL

Rd	Player	School
1.	Avinger, Clarence (B)	Alabama
2.	Ortmann, Chuck (B)	Michigan
3.	Sulima, George (E)	Boston University
4.	French, Barry (T)	Purdue
5.	Sampson, Floyd (B)	McMurry
6.	Doddrill, Dale (G)	Colorado A & M
7.	Mathews, Ray (B)	Clemson
8.	Minarik, Hank (E)	Michigan State
9.	Schweder, John (G)	Penn
10.	Salata, Paul (E)	Southern California
11.	McCutcheon, Joe (G)	Washington & Lee
12.	Brandt, Jim (B)	St. Thomas (Minn.)
13.	Szabo, Bill (T)	Bucknell
14.	Mizerany, Mike (G)	Alabama
15.	Webb, Clay (B)	Kentucky
16.	Oberg, Lambert (C)	Trinity (Conn.)
17.	Ghelmann, Ted (T)	William & Mary
18.	Field, Pat (B)	Georgia
19.	Pavilkowski, Bill (B)	Boston University
20.	Donnelly, Tom (T)	Holy Cross
21.	Cheatham, Ernie (T)	Loyola (Cal.)
22.	Hendley, Dick (B)	Clemson
23.	Minor, Joe (E)	John Carroll
24.	Alois, Art (C)	San Francisco
25.	Calvin, Tommy (B)	Alabama
26.	Pearman, Bill (G)	Tennessee
27.	Radcliffe, Bob (B)	Wisconsin
28.	Hansen, Howie (B)	UCLA
29.	Smith, Fred (E)	Tulsa
30.	Gruble, John (E)	Tennessee

1950 8TH OVERALL

Rd	Player	School
1.	Chandnois, Lynn (B)	Michigan State
2.	Stautner, Ernie (T)	Boston College
3.	Hughes, George (G)	William & Mary
4.	<i>Choice to Chicago Bears</i>	—
5.	Allen, Lou (T)	Duke
6.	Mattson, Ed (B)	Trinity (Texas)
7.	Smith, Truett (B)	Mississippi State & Wyoming
8.	Rogel, Fran (B)	Penn State

Steelers All-Time Draft Picks

9.	Druen, Max (T)	Tulane	9.	Redfield, Paul (T)	Colgate
10.	Choice to Chicago Cards	—	10.	Papach, George (B)	Purdue
11.	Williams, Charley (E)	Sam Houston State	11.	Finical, Tom (E)	Princeton
12.	Choice to Chicago Cards	—	12.	Lane, Clayton (T)	New Hampshire
13.	Norton, Negley (T)	Penn State	13.	Mazuca, Dick (G)	Canisius
14.	Kynes, Jim (C)	Florida	14.	McPeak, Bill (E)	Pittsburgh
15.	Russell, Harry (B)	San Jose State	15.	Messoline, Frank (B)	Scranton
16.	Barkouskie, Bernie (G)	Pittsburgh	16.	Lane, Tom (T)	Muhlenburg
17.	Bodine, Al (B)	Georgia	17.	Barbolak, Pete (T)	Purdue
18.	Powell, Kenneth (E)	North Carolina	18.	Folger, Fred (B)	Duke
19.	Gaul, Frank (T)	Notre Dame	19.	Snyder, Charley (T)	Marshall
20.	DeNoia, Mike (B)	Scranton	20.	Stevens, Tally (E)	Utah
21.	Tomlinson, Dick (G)	Kansas	21.	Norman, Dike (C)	Washington & Lee
22.	Burak, Stan (B)	George Washington	22.	Simmons, Floyd (B)	Notre Dame
23.	Kersulis, Walt (E)	Illinois	23.	Hausser, Paul (T)	Wichita
24.	Weaver, John (G)	Miami (Ohio)	24.	Ramsey, Bob (B)	SMU
25.	Numbers, Bob (C)	Lehigh	25.	Whitlow, Felton (T)	North Texas State
26.	Vaccaro, Nick (B)	Florida	26.	Bowen, Dinky (B)	Georgia Tech
27.	Kreiser, Elmer (E)	Bloomsburg State	27.	Gibron, Abe (G)	Purdue
28.	Diehl, Jerry (B)	Idaho	28.	Hilkene, Bruce (T)	Michigan
29.	DePasqua, Carl (B)	Pittsburgh	29.	Zuchowski, Ted (T)	Toledo
30.	Hudak, Ed (T)	Notre Dame	30.	DeMatteo, Tony (B)	Pittsburgh

1949 6TH OVERALL

Rd	Player	School
1.	Gage, Bobby (B)	Clemson
2.	Davis, Harper (B)	Mississippi State
3.	Walsh, Bill (C)	Notre Dame
4.	Geri, Joe (B)	Georgia
5.	Long, Bill (E)	Oklahoma A & M
6.	Brightwell, Doug (C)	TCU
7.	Talarico, Bill (B)	Penn
8.	Brown, George (G)	TCU
9.	Breenan, Tom (T)	Boston College
10.	Hood, Bob (E)	Alabama
11.	Sanders, Al (C)	Mississippi Southern
12.	Finks, Jimmy (B)	Tulsa
13.	Walston, R.R.(G)	North Texas State
14.	Moon, Dave (B)	SMU
15.	Sobczak, Ed (E)	Michigan
16.	Snell, Denvard (T)	Auburn
17.	Kissell, Veto (B)	Holy Cross
18.	Shipman, Clint (T)	East Texas State
19.	McBridge, Jack (E)	Rice
20.	Mann, Ben (G)	Mississippi
21.	Jackura, Joe (C)	Georgia
22.	Johnson, Lloyd (B)	West Texas State
23.	Owens, Jim (E)	Oklahoma
24.	Snowden, Ivan (T)	Texas A & I
25.	Goff, Bobby (B)	Texas A & M

1948 9TH OVERALL

Rd	Player	School
1.	Edwards, Dan (E)	Georgia
2.	Nuzum, Jerry (B)	New Mexico A & M
3.	Wozniak, John (G)	Alabama
4.	Gasparella, Joe (QB)	Notre Dame
5.	Luongo, Bill (B)	Penn
6.	Cooper, Jim (C)	North Texas State
7.	Ryan, Ed (E)	St. Mary's (Cal.)
8.	Deranek, Dick (B)	Indiana

1947 5TH OVERALL

Rd	Player	School
1.	Bechtol, Hub (E)	Texas
2.	Mastrangelo, John (G)	Notre Dame
3.	Wydo, Frank (T)	Cornell
4.	Aschenbrenner, Frank (B)	Northwestern
5.	Meeks, Bryant (C)	South Carolina
6.	Shipkey, Jerry (B)	UCLA
7.	Vander Clute, Bert (G)	Wesleyan
8.	Gibson, Paul (E)	North Carolina State
9.	Medd, Jack (C)	Wesleyan
10.	Fitch, Jack (B)	North Carolina
11.	Parseghian, Ara (B)	Miami (Ohio)
12.	Moore, Bill (T)	Penn State
13.	Bruno, Larry (B)	Geneva
14.	Jenkins, Ralph (C)	Clemson
15.	Nickel, Elbie (E)	Cincinnati
16.	Cregar, Bill (C)	Holy Cross
17.	Mulready, Jerry (B)	North Dakota State
18.	Smith, Warren (T)	Kansas Wesleyan
19.	Hamilton, Fred (T)	Vanderbilt
20.	Taylor, Fred (E)	TCU
21.	Bushmaier, Binks (B)	Vanderbilt
22.	Davis, Paul (B)	Otterbein
23.	Kalminar, Tommy (B)	Pitt & Nevada
24.	Mohr, Don (E)	Baldwin-Wallace
25.	Young, Art (G)	Dartmouth
26.	Sazio, Ralph (T)	William & Mary
27.	Pitzer, Dick (E)	Army
28.	Stalloni, Tom (T)	Delaware
29.	DiFrancesca, Vince (G)	Northwestern
30.	Lahr, Warren (B)	Western Reserve

1946 3RD OVERALL

Rd	Player	School
1.	Blanchard, Doc (B)	Army
2.	Clark, George (B)	Duke
3.	Rowe, Harmon (B)	Baylor & San Francisco
4.	Tepsic, Joe (B)	Penn State
5.	Seiferling, Jack (B)	Utah State
6.	Woods, Marion (G)	Clemson

Steelers All-Time Draft Picks

7.	Reinhardt, Tom (T)	Minnesota
8.	Ponsetto, Joe (B)	Michigan
9.	Evans, Bob (B)	Penn
10.	Bonwell, Mel (B)	Central Iowa
11.	Holloway, Doc (G)	William & Mary
12.	Owen, Carroll (B)	Catawba
13.	Poppin, George (T)	New Mexico
14.	McCain, Bob (E)	Mississippi
15.	Tallchief, Tom (T)	Oklahoma
16.	Peri, Al (B)	Youngstown & Georgia
17.	Lopez, Russ (C)	West Virginia
18.	Garrison, Charles (G)	Wake Forest
19.	Cloud, Bill (T)	Temple
20.	Garbinski, Mike (B)	Penn State
21.	Lojacano, Charley (C)	Lafayette
22.	Johnson, George (T)	Pittsburgh
23.	Leitheiser, Bill (G)	Duke
24.	Adams, Roger (C)	Florida
25.	Verkins, Bob (B)	Tulsa
26.	Castle Clarence (B)	Mississippi
27.	Marino, Marchi (T)	Penn State
28.	Hansen, Bob (E)	UCLA
29.	Graves, Larry (T)	Newberry
30.	Bruce, Gall (E)	Washington

1945 2ND OVERALL

Rd	Player	School
1.	Duhart, Paul (B)	Florida
2.	Dugger, Jack (E)	Ohio State
3.	Dellastatousi, Bill (B)	Missouri
4.	Adamas, Roger (C)	Florida
5.	Mehelich, Chuck (E)	Duquesne
6.	Browning, Greg (E)	Denver
7.	Wolak, Mike (B)	Duquesne
8.	Hughes, Tom (T)	Purdue & Missouri
9.	Pense, Leon (B)	Arkansas
10.	Brandau, Art (C)	Tennessee
11.	Ball, Ray (B)	Holy Cross
12.	Basilone, Frank (B)	Duquesne
13.	Monahan, John (E)	Dartmouth
14.	Odelli, Mel (B)	Duquesne
15.	Choice to Chicago Bears	—
16.	Ungles, Jim (B)	Kansas State
17.	Itzel, John (B)	Pittsburgh
18.	Wizbicki, Alex (B)	Holy Cross
19.	Landrigan, Jim (T)	Holy Cross & Dartmouth
20.	Lilienthal, Bill (T)	Villanova
21.	Price, Art (B)	Rutgers
22.	Malmberg, Don (B)	UCLA
23.	Hartwell, Everette (E)	Auburn
24.	Cain, Ed (B)	Rice
25.	Carlacini, Angelo (B)	Pittsburgh
26.	Burns, Ed (B)	Boston College
27.	Stough, Glen (T)	Duke
28.	Marsh, Jim (T)	Oklahoma A & M
29.	Grant, Ralph (B)	Bucknell
30.	Kondria, John (T)	St. Vincent

1944 10TH OVERALL

Rd	Player	School
1.	Podesto, Johnny (B)	St. Mary's (Cal.)
2.	Odell, Bob (B)	Penn
3.	Gantt, Bob (E)	Duke
4.	McCaffray, Art (T)	Santa Clara & College of Pacific
5.	Owen, George (G)	Wake Forest

6.	Savage, Dan (B)	Brown
7.	Freitas, Jesse (B)	Santa Clara
8.	Titus, George (C)	Holy Cross
9.	Stofko, Ed (B)	St. Francis
10.	Jansante, Val (E)	Duquesne
11.	Buda, Carl (G)	Tulsa
12.	Gray, Sam (E)	Tulsa
13.	Longacre, Bob (B)	William & Mary
14.	Zetty, Les (E)	Muhlenberg
15.	Myers, Jim (G)	Tennessee
16.	Gottlieb, Joe (B)	Duquesne
17.	Davis, Hugh (B)	Michigan State
18.	Sullivan, Bill (E)	Villanova
19.	Woodside, Jimmy (C)	Temple
20.	Miller, Bill (B)	Penn
21.	Lawson, Bob (E)	Holy Cross
22.	Caver, Hank (B)	Presbyterian
23.	Carter, Paul (T)	Michigan State
24.	Holben, Dick (T)	Muhlenberg
25.	Tippee, Howard (B)	Iowa State
26.	Malmberg, Charley (T)	Rice
27.	Ashbaugh, Russ (B)	Notre Dame
28.	Petroski, Pat (G)	Miami (Fla.)
29.	Tosti, Joe (E)	Scrantron
30.	Seelinger, Len (B)	Wisconsin

1943 7TH OVERALL

Rd	Player	School
1.	Daley, Bill (B)	Minnesota
2.	Russell, Jack (E)	Baylor
3.	Connolly, Harry (B)	Boston College
4.	Sossamon, Lou (C)	South Carolina
5.	Ratto, Al (C)	St.Mary's (Cal.)
6.	Curry, Ray (E)	St.Mary's (Cal.)
7.	Murphy, Ed (E)	Holy Cross
8.	Dwelle, Dick (B)	Rice
9.	Wukits, Al (C)	Duquesne
10.	Repko, Joe (T)	Boston College
11.	Boltrek, Pete (T)	North Carolina State
12.	Shiekman, Mort (G)	Penn
13.	Crain, Milt (B)	Baylor
14.	Kielbasa, Max (B)	Duquesne
15.	Skorich, Nick (G)	Cincinnati
16.	Field, Jackie (B)	Texas
17.	Bucek, Felix (G)	Texas A & M
18.	Welsh, Johnny (B)	Penn
19.	Compagno, Tony (B)	St.Mary's (Cal.)
20.	Zapalac, Willie (B)	Texas A & M
21.	Bain, George (T)	Oregon State
22.	Wynne, Clay (T)	Arkansas
23.	Cibulas, Joe (T)	Duquesne
24.	Yambrick, Bill (C)	Western Michigan
25.	Freeman, Jack (G)	Texas
26.	Goode, Joe (B)	Duquesne
27.	Durishan, Jack (T)	Pittsburgh
28.	Lobpries, Fritz (G)	Texas
29.	Jones, Art (B)	Haverford
30.	Ruman, Bob (B)	Arizona

1942 1ST OVERALL

Rd	Player	School
1.	Dudley, Bill (B)	Virginia
2.	Martin, Vern (B)	Texas
3.	Casanega, Ken(B)	Santa Clara
4.	Kutner, Mal (E)	Texas
5.	Sandig, Curt (B)	St.Mary's (Tex.)

Steelers All-Time Draft Picks

6.	Greene, Charley (T)	Tulsa
7.	Butler, Johnny (B)	Tennessee
8.	Spendlove, Floyd (T)	Utah
9.	Chase, Rayburn (B)	Missouri
10.	Steele, Ernie (B)	Washington
11.	Wood, Thornley (B)	Columbia
12.	Roach, Bill (E)	TCU
13.	Holt, Wayne (G)	Tulsa
14.	Mosher, Clure (C)	Louisville
15.	Law, Hubbard (B)	Sam Houston
16.	Tomasic, Andy (B)	Temple
17.	Chamberlain, Garth (T)	Brigham Young
18.	Rokisky, John (E)	Duquesne
19.	Jenkins, Ray (B)	Colorado
20.	Kapriwa, Frank (G)	Wake Forest

1941 3RD OVERALL

Rd	Player	School
1.	Gladchuk, Chet (C)	Boston College
2.	Knolla, Johnny (B)	Creighton
3.	Ringgold, Jim (B)	Wake Forest
4.	Sears, Vic (T)	Oregon State
5.	Suffridge, Bob (G)	Tennessee
6.	Robert, Jim (C)	Marshall
7.	Elrod, Ervin (E)	Mississippi State
8.	Fritz, Ralph (G)	Michigan
9.	Uremovich, Emil (T)	Indiana
10.	Severin, Paul (E)	North Carolina
11.	Cotton, Russ (B)	Texas Mines
12.	Goree, J.W. (G)	LSU
13.	Eibner, John (T)	Kentucky
14.	McAfee, Wes (B)	Duke
15.	Fox, Terry (B)	Miami (Fla.)
16.	Cornwall, Bill (T)	Furman
17.	Kerr, George (G)	Boston College
18.	Bjorcklund, Bob (E)	Minnesota
19.	Castiglia, Jim (B)	Georgetown
20.	Landsberg, Mort (B)	Cornell

1940 3RD OVERALL

Rd	Player	School
1.	Eakin, Kay (B)	Arkansas
2.	Wenzel, Ralph (E)	Tulane
3.	Kiick, George (B)	Bucknell
4.	Ivy, Frank (E)	Oklahoma
5.	Goff, Clark (T)	Florida
6.	Bykowski, Frank (G)	Purdue
7.	Cignetti, Pete (B)	Boston College
8.	Nery, Carl (G)	Duquesne
9.	Boisseau, Dick (T)	Washington & Lee
10.	Shu, Paul (B)	VMI
11.	Cox, Cary (C)	Alabama
12.	Pirro, Rocco (B)	Catholic
13.	Noppenberg, John (B)	Miami (Fla.)
14.	Stublar, Nick (T)	Santa Clara
15.	McCarthy, Ray (B)	Santa Clara
16.	Gajecski, Leon (C)	Penn State
17.	Sullivan, Mike (E)	North Carolina State
18.	Daly, Seaton (T)	Gonzaga
19.	Harvey, Thad (T)	Notre Dame
20.	Katzenstein, Marvin (T)	Colorado Mines

1939 2ND OVERALL

Rd	Player	School
1.	<i>Choice to Chicago Bears</i>	—
2.	<i>Choice to Brooklyn</i>	—
3.	Patterson, Bill (B)	Baylor
4.	McCullough, Hugh (B)	Oklahoma
5.	Wheeler, Ernie (B)	North Dakota State
6.	Boyd, Sam (E)	Baylor

7.	Palumbo, Eddie (B)	Detroit
8.	Nelson, Ole (E)	Michigan State
9.	Petro, Steve (G)	Utah
10.	Lee, Jack (B)	Carnegie Tech
11.	Tomasetti, Lou (B)	Bucknell
12.	Cochran, Denny (B)	St. Louis
13.	Hoffman, Fabian (E)	Pittsburgh
14.	Clary, Ed (B)	South Carolina
15.	Tosi, John (C)	Niagara
16.	Lezouski, Al (G)	Pittsburgh
17.	Longhi, Ed (C)	Notre Dame
18.	Shrik, Dave (E)	Kansas
19.	Peters, Frank (E)	Washington
20.	Sheldrake, Tom (E)	Washington

1938 4TH OVERALL

Rd	Player	School
1a.	White, Byron (B)	Colorado
1b.	Filchcock, Frankie (B)	Indiana
2a.	<i>Choice to New York</i>	—
2b.	<i>Choice to Detroit</i>	—
3.	Midler, Lou (T)	Minnesota
4.	Platukis, George (E)	Duquesne
5.	King, Ray (E)	Minnesota
6.	Burnette, Tom (B)	North Carolina
7.	McDonough, Paul (E)	Utah
8.	McCarty, Pat (C)	Notre Dame
9.	<i>Choice to Cleveland</i>	—
10.	<i>Choice to Chicago Cards</i>	—

1937 5TH OVERALL

Rd	Player	School
1.	Basrak, Mike (C)	Duquesne
2.	Finley, Bob (B)	SMU
3.	Breeden, Bill (E)	Oklahoma
4.	Hewes, Bo (B)	Oklahoma
5.	Frye, Jack (B)	Missouri
6.	Roach, Walt (E)	TCU
7.	Haines, Byron (E)	Washington
8.	Kordick, Marty (G)	St. Mary's (Cal.)
9.	Patanelli, Matt (E)	Michigan
10.	Nevers, Stan (T)	Kentucky

1936 3RD OVERALL

Rd	Player	School
1.	Shakespeare, Bill (B)	Notre Dame
2.	Barnum, Len (B)	West Virginia Wesleyan
3.	Grayson, Bobby (B)	Stanford
4.	Spain, Truman(T)	SMU
5.	Sandefur, Wayne (B)	Purdue
6.	Orr, Maurice (T)	SMU
7.	Peters, Marty (E)	Notre Dame
8.	Karpowich, Ed (T)	Catholic
9.	Meglen, Joe (B)	Georgetown

Steelers All-Time Draft Picks

BY SCHOOL [282]

School	Players	School	Players	School	Players	School	Players
Pittsburgh	46	Colorado State	6	Eastern Michigan	2	Howard Payne	1
Notre Dame	38	Kent State	6	George Washington	2	Idaho State	1
Penn State	30	St. Mary's (CA)	6	Georgetown	2	Illinois State	1
Purdue	24	Tulane	6	Hardin-Simmons	2	Indiana (PA)	1
Ohio State	23	Villanova	6	Hawaii	2	Jacksonville State	1
Florida	22	Arizona	5	Hofstra	2	Kansas-Wesleyan	1
Michigan State	22	Fresno State	5	Indiana State	2	Lafayette	1
Michigan	20	Idaho	5	Iowa State	2	Langston	1
Tennessee	19	Northwestern State-Louisiana	5	Lehigh	2	Lenoir-Rhyne	1
Nebraska	18	Rutgers	5	Los Angeles State	2	Liberty	1
Miami (FL)	18	San Diego State	5	Louisiana-Lafayette	3	Lincoln (MO)	1
Baylor	17	Santa Clara	5	Marquette	2	Lincoln (PA)	1
Clemson	17	Southern Mississippi	5	McMurry	2	Long Beach State	1
Georgia	17	Texas A&M-Commerce	5	Montana State	2	Loyola Marymount	1
Texas	16	Texas Southern	5	Nevada	2	Maine	1
USC	16	Virginia Tech	5	New Mexico State	2	Maryland East. Shore	1
Alabama	16	Wichita State	5	Northeastern	2	McNeese State	1
Boston College	15	Wyoming	5	Northern Illinois	2	Memphis	1
UCLA	15	Arkansas State	4	Princeton	2	Missouri Valley	1
Washington	15	California	4	Rhode Island	2	Navy	1
Oklahoma	15	Central Michigan	4	San Francisco	2	New Hampshire	1
Duquesne	14	Eastern Kentucky	4	St. Thomas	2	New Mexico Highlands	1
Kentucky	14	Florida A&M	4	Texas-El Paso	2	Newberry	1
Minnesota	14	Jackson State	4	Toledo	2	Niagara	1
Arkansas	14	Louisiana Tech	4	Trinity (TX)	2	North Alabama	1
Maryland	14	Massachusetts	4	University of Pacific	2	Northern Arizona	1
Missouri	13	Nevada-Las Vegas	4	Virginia Military Inst.	2	Northern Colorado	1
Wisconsin	13	North Carolina A&T	4	Washington State	2	Northern Montana State	1
Colorado	12	Northwestern	4	Wesleyan	2	Ohio University	1
Duke	12	South Carolina State	4	Youngstown State	2	Otterbein	1
Mississippi State	12	Tennessee State	4	Abilene Christian	1	Pittsburg State	1
North Carolina State	12	Utah State	4	Alabama A&M	1	Pittsburgh-Johnstown	1
Tulsa	12	Virginia	4	Alma	1	Prairie View A&M	1
Utah	12	Western Michigan	4	Angelo State	1	Presbyterian	1
Florida State	11	Xavier (OH)	4	Augustana (S.D.)	1	Puget Sound	1
North Texas	11	Arkansas-Pine Bluff	3	Bloomsburg	1	Richmond	1
Texas Christian	11	Army	3	Boise State	1	Salem (WV)	1
Wake Forest	11	Bucknell	3	Bradley	1	Samford	1
Holy Cross	10	Connecticut	3	Brown	1	Simpson (IA)	1
Mississippi	10	Cornell	3	Cal State-Fullerton	1	Southeast Missouri State	1
Oregon	10	Dartmouth	3	Canisius	1	Southern University	1
Oregon State	10	Grambling State	3	Carnegie Mellon	1	St. Bonaventure	1
Texas A&M	10	John Carroll	3	Case Western Reserve	1	St. Francis (PA)	1
Auburn	9	Louisiana-Monroe	3	Catawba	1	St. Louis	1
Brigham Young	9	Marshall	3	Central Coll. (IA)	1	St. Mary's (TX)	1
Cincinnati	9	Mississippi Valley State	3	Central Florida	1	St. Norbert	1
Houston	9	Morgan State	3	Central Oklahoma	1	St. Vincent	1
Indiana	9	Muhlenberg	3	Coll. of Emporia	1	Tampa	1
Iowa	9	Nebraska-Kearney	3	Colorado Mines	1	Texas A&M - Kingsville	1
Kansas	9	New Mexico	3	Compton CC CA	1	Texas State	1
Louisville	9	North Carolina Central	3	Creighton	1	Texas-Arlington	1
LSU	9	North Dakota State	3	Dayton	1	The Citadel	1
Oklahoma State	9	Sam Houston State	3	Delaware	1	Trinity (CT)	1
South Carolina	9	San Jose State	3	Delaware State	1	Troy	1
Stanford	9	Scranton	3	Denison	1	Tusculum	1
Syracuse	9	Tennessee-Chattanooga	3	Denver	1	Valparaiso	1
Temple	9	Washington & Lee	3	Drake	1	Washington & Jefferson	1
North Carolina	8	Weber State	3	East Texas Baptist	1	Waynesburg	1
Pennsylvania	8	West Texas A&M	3	Eastern Illinois	1	West Chester	1
Rice	8	Akron	2	Eastern New Mexico	1	West Liberty State	1
Southern Methodist	8	Albion	2	Eastern Washington	1	West Virginia Wesleyan	1
Illinois	8	Alcorn State	2	Edward Waters	1	Western Carolina	1
Georgia Tech	8	Baldwin-Wallace	2	Elon	1	Western Illinois	1
Detroit Mercy	7	Bethune-Cookman	2	Emporia State	1	Willamette	1
Arizona State	7	Boston University	2	Fort Valley State	1	William Jewell	1
Kansas State	7	Bowling Green State	2	Furman	1	Winston-Salem State	1
Miami (OH)	7	Cal Poly-S.L.O.	2	Geneva	1	Wis.-Platteville	1
Texas Tech	7	Catholic	2	Glenville State	1	Yale	1
Vanderbilt	7	Colgate	2	Gonzaga	1	Charlotte	1
West Virginia	7	Columbia	2	Haverford College	1		
William & Mary	7	East Carolina	2	Hillsdale	1		

Steelers Trades Since 1970 AFL-NFL Merger

2020 2 TRADES

March 20: Traded 2021 5th round pick (168th overall) to Ravens for Chris Wormley and 2021 7th round pick (254th overall, Pressley Harvin III)

November 2: Traded 2022 5th round pick to Jets for Avery Williamson and 2022 7th round pick

2019 6 TRADES

March 13: Traded Marcus Gilbert to Cardinals for 2019 6th round pick (207th overall, Ulysees Gilbert)

March 13: Traded Antonio Brown to Raiders for 2019 3rd round pick (66th overall, Diontae Johnson) and 2019 5th round pick (141st overall, Zach Gentry)

April 25: Traded 2019 1st round pick (20th overall, Noah Fant), 2019 2nd round pick (52nd overall subsequently traded, Drew Sample) and a 2020 3rd round pick (83rd overall, Lloyd Cushenberry) to Broncos for 2019 1st round pick (10th overall, Devin Bush)

September 9: Traded Joshua Dobbs to Jaguars for a 2020 5th round pick (subsequently traded, Nick Vannett)

September 16: Traded a 2020 1st round pick, a 2021 5th round pick and a 2021 6th round pick to (18th overall, Austin Jackson) Dolphins for Minkah Fitzpatrick, a 2020 4th round pick (135th overall, Kevin Dotson) and a 2021 7th round pick

September 25: Traded a 2020 5th round pick (subsequently traded, Quinton Dunbar) to Seahawks for Nick Vannett

2018 3 TRADES

April 26: Traded Martavis Bryant to Raiders for 2018 3rd round pick (79th overall subsequently traded, Rasheem Green)

April 27: Traded 2018 3rd round pick (79th overall, Rasheem Green) and 2018 7th round pick (220th overall, Alex McGough) to Seahawks for 2018 3rd round pick (76th overall, Mason Rudolph)

August 27: Traded 2019 5th round pick (158th overall subsequently traded, Michael Jackson) to Raiders for Ryan Switzer and 2019 6th round pick (175th overall, Sutton Smith)

2017 3 TRADES

August 24: Traded Lucas Crowley to Washing for Dashaun Phillips

September 2: Traded Sammie Coates and 2019 7th round pick (234th overall subsequently traded, Myles Gaskin) to Browns for 2018 6th round pick (202nd overall subsequently traded, Jack Cichy)

September 2: Traded Ross Cockrell to Giants for 2018 7th round pick (220th overall subsequently traded, Alex McGough) (conditional pick)

2016 1 TRADE

September 2: Traded 2018 6th round pick (202nd overall subsequently traded, Jack Cichy) to Browns for Justin Gilbert

2015 3 TRADES

August 1: Traded 2016 5th round pick (164th overall, Halapoulivaati Vaitai) to Eagles for Brandon Boykin

August 31: Traded 2016 6th round pick (201st overall, Brandon Allen) to Jaguars for Josh Scobee

September 4: Traded Brad Wing to Giants for 2016 7th round pick (229th overall, Demarcus Ayers)



DEVIN BUSH

2013 3 TRADES

April 27: Traded 2014 3rd round pick (83rd overall subsequently traded, Louis Nix) to Browns for 2013 4th round pick (111th overall, Shamarko Thomas)

August 23: Traded Adrian Robinson to Eagles for Felix Jones

October 2: Traded a conditional 2014 pick (Not exercised) to Cardinals for Levi Brown

2012 1 TRADE

April 28: Traded 2012 4th round pick (119th overall, Keenan Robinson) and 2012 6th round pick (193rd overall, Tom Compton) to Washington for 2012 4th round pick (109th overall, Alameda Ta'amu)

2010 3 TRADES

April 12: Traded Antonio Holmes to Jets for 2010 5th round pick (155th overall subsequently traded, John Skelton)

April 21: Traded 2010 7th round pick (225th overall subsequently traded, Syd'Quan Thompson) to Buccaneers for Byron Leftwich

April 24: Traded 2010 5th round pick (155th overall, John Skelton) to Cardinals for Bryant McFadden and 2010 6th round pick (195th overall, Antonio Brown)

2009 1 TRADE

April 25: Traded 2009 2nd round pick (64th overall, Richard Quinn) and 2009 4th round pick (132nd overall, Seth Olsen) to Broncos for 2009 3rd round pick (79th overall, Kraig Urbik) and 2009 3rd round pick (84th overall, Mike Wallace)

2008 2 TRADES

April 27: Traded 2008 4th round pick (123rd overall, Bryan Kehl) to Giants for 2008 4th round pick (130th overall, Tony Hills) and 2008 6th round pick (194th overall, Ryan Mundy)

September 2: Traded Sean Mahan to Buccaneers for an undisclosed 2008 draft pick

2007 2 TRADES

April 29: Traded 2007 4th round pick (119th overall, Allen Barbre) and 2007 6th round pick (193rd overall, Mason Crosby) to Packers for 2007 4th round pick (112th overall, Daniel Sepulveda)

September 1: Traded an undisclosed 2007 draft pick to Falcons for Allen Rossum

Steelers Trades Since 1970 AFL-NFL Merger

2006 3 TRADES

April 29: Traded 2006 2nd round pick (64th overall, Tarvaris Jackson) to Vikings for 2006 3rd round pick (83rd overall, Anthony Smith) and 2006 3rd round pick (95th overall, Willie Reid)

April 29: Traded 2006 1st round pick (32nd overall, Mathias Kiwanuka), 2006 3rd round pick (96th overall, Gerris Wilkinson) and 2006 4th round pick (129th overall, Guy Whimper) to Giants for 2006 1st round pick (25th overall, Santonio Holmes)

September 1: Traded 2007 5th round pick to Patriots for Patrick Cobbs

2004 2 TRADES

April 24: Traded 2004 2nd round pick (44th overall, Bob Sanders) and 2004 4th round pick (107th overall, Kendyll Pope) to Colts for 2004 2nd round pick (38th overall, Ricardo Colclough)

September 4: Traded Todd Fordham to Panthers for an undisclosed 2004 draft pick

2003 2 TRADES

April 26: Traded 2003 1st round pick (27th overall, Larry Johnson), 2003 3rd round pick (92nd overall, Julian Battle) and 2003 6th round pick (200th overall subsequently traded, Brooks Bollinger) to Chiefs for 2003 1st round pick (16th overall, Troy Polamalu)

August 30: Traded an undisclosed 2004 draft pick to Eagles for Freddie Milons

2002 1 TRADE

August 31: Traded Troy Edwards to Rams for 2004 6th round pick (194th overall, Matt Kranchick)

2001 2 TRADES

April 21: Traded 2001 2nd round pick (50th overall subsequently traded, Dominic Raiola) and 2001 4th round pick (112th overall subsequently traded, Carlos Polk) to Patriots for 2001 2nd round pick (39th overall, Kendall Bell)

April 21: Traded 2001 1st round pick (16th overall, Santana Moss) to Jets for 2001 1st round pick (19th overall, Casey Hampton), 2001 4th round pick (111th overall, Mathias Nkweni) and 2001 6th round pick (181st overall, Rodney Bailey)

1999 5 TRADES

March 25: Traded 1999 6th round pick (183rd overall, Marc Megna) to Jets for Alex Van Dyke

April 6: Traded Jahine Arnold to Packers for (past considerations)

April 17: Traded 1999 2nd round pick (44th overall, Jim Kleinsasser) to Vikings for 1999 2nd round pick (59th overall, Scott Shields), 1999 3rd round pick (73rd overall, Joey Porter) and 1999 5th round pick (163rd overall subsequently traded, Craig Heimbarger)

April 18: Traded 1999 5th round pick (146th overall, Eric Barton) and 1999 5th round pick (163rd overall subsequently traded, Craig Heimbarger) to Raiders for 2000 3rd round pick (77th overall, Hank Poteat)

August 13: Traded 2000 7th round pick (216th overall, Delbert Cowsette) to Washington for Shar Pourdanesh

1998 8 TRADES

April 18: Traded 1998 2nd round pick (56th overall, Dorian Boose), 1998 3rd round pick (87th overall, Kevin Williams) and 1998 5th round pick (149th overall, Eric Bateman) to Jets for 1998 2nd round pick (41st overall, Jeremy Staat)

April 18: Traded 1998 7th round pick (199th overall, Ephraim Salaam), 1998 7th round pick (203rd overall, Henry Slay) and 1998 7th round pick (215th overall subsequently traded, Ryan Thelwell) to Falcons for 1998 5th round pick (137th overall, Jason Simmons)

July 2: Traded Erric Pegram to Chargers for 1999 7th round pick (214th overall, Antonio Dingle)

August 24: Traded Angel Rubio to 49ers for (past considerations)

August 24: Traded Bernard Dafney to Ravens for 1998 7th round pick (199th overall subsequently traded, Ephraim Salaam)

August 24: Traded Israel Raybon to Panthers for 1998 7th round pick (203rd overall subsequently traded, Henry Slay)

August 25: Traded J.B. Brown to Cardinals for 1999 7th round pick (228th overall, Kris Brown)

August 30: Traded Steve Conley to Colts for 1999 5th round pick (136th overall, Jerame Tuman)

1997 1 TRADE

April 4: Traded Brentson Buckner to Chargers for 1997 7th round pick (218th overall subsequently traded, Toran James)

1996 2 TRADES

April 20: Traded 1996 2nd round pick (59th overall, Ernie Conwell) and 1997 4th round pick (121st overall subsequently traded, Jerome Daniels) to Rams for Jerome Bettis and 1996 3rd round pick (72nd overall, Steve Conley)

April 21: Traded 1997 5th round pick (146th overall, Paul Bradford) and 1997 7th round pick (218th overall, Toran James) to Chargers for 1996 6th round pick (192nd overall subsequently traded, Bryan Stoltzberg)

1995 1 TRADE

May 30: Traded Barry Foster to Panthers for 1996 6th round pick (192nd overall subsequently traded, Bryan Stoltzberg)

1994 2 TRADES

April 29: Traded Jeff Graham to Bears for 1995 5th round pick (151st overall, Lee Flowers)

August 10: Traded Leroy Thompson to Patriots for 1995 4th round pick (120th overall, Oliver Gibson)

1993 2 TRADES

April 25: Traded 1993 2nd round pick (49th overall, Roosevelt Potts) and 1993 4th round pick (107th overall, Devon McDonald) to Colts for 1993 2nd round pick (44th overall, Chad Brown)

October 19: Traded Tim Worley to Bears for 1994 5th round pick (140th overall, Myron Bell)

Steelers Trades Since 1970 AFL-NFL Merger

1992 3 TRADES

April 26: Traded 1992 6th round pick (151st overall, Damien Russell) to 49ers for 1992 7th round pick (188th overall, Scottie Graham), 1992 8th round pick (203rd overall, Darren Perry) and 1992 8th round pick (215th overall, Nate Williams)

September 2: Traded Huey Richardson to Washington for 1993 7th round pick (185th overall, Jeff Zgonina)

September 19: Traded Thomas Everett to Cowboys for 1993 5th round pick (140th overall, Marc Woodard)

1991 1 TRADE

April 21: Traded 1991 4th round pick (100th overall, Raghib Ismail) and 1991 5th round pick (127th overall, Floyd Fields) to Patriots for 1991 4th round pick (88th overall, Sammy Walker)

1990 2 TRADES

April 21: Traded 1990 1st round pick (17th overall, Emmitt Smith) to Cowboys for 1990 1st round pick (21st overall, Eric Green) and 1990 3rd round pick (81st overall, Craig Veasey)

August 23: Traded Tim Johnson to Washington for 1991 4th round pick (103rd overall, Adrian Cooper)

1989 1 TRADE

April 21: Traded Mike Merriweather to Vikings for 1989 1st round pick (24th overall, Tom Ricketts)

1988 3 TRADES

January 1: Traded Rick Woods to Buccaneers for 1988 10th round pick (252nd overall, John Jackson)

March 29: Traded 1988 4th round pick (96th overall, J.R. Ambrose) to Chiefs for Todd Blackledge

April 12: Traded Mark Malone to Chargers for 1988 8th round pick (211th overall, Mike Hinnant)

1987 3 TRADES

April 13: Traded Dan Turk to Buccaneers for 1987 6th round pick (141st overall, Tim Johnson)

August 27: Traded 1988 10th round pick (268th overall, Channing Williams) to Broncos for Ken Woodard

September 1: Traded Rick Woods to Buccaneers for 1988 10th round pick (252nd overall, John Jackson)

1986 1 TRADE

September 1: Traded rights to Cliff Stoudt to Cardinals for 1988 5th round pick (121st overall, Darin Jordan)

1985 1 TRADE

August 31: Traded Jim Smith to Raiders for 1986 5th round pick (135th overall, Brent Jones)

1984 5 TRADES

February 21: Traded 1984 third round pick (79th overall, Sean McNanie) to Dolphins for David Woodley

July 30: Traded Steve Courson to Buccaneers for Ray Snell
August 20: Traded Rick Donnalley to Washington for 1985 fifth round pick (136th overall, Cam Jacobs)

August 21: Traded Greg Hawthorne to Patriots for 1985 ninth round pick (242nd overall, Andre Harris)

October 9: Traded 1985 fifth round pick (128th overall, Arnold Brown) to Seahawks for Steve August

1983 2 TRADES

August 10: Traded Isaac Metcalf to Washington for an undisclosed draft pick

August 17: Traded Anthony Washington to Washington for 1984 fourth round pick (111th overall, Terry Long)

1982 2 TRADES

August 18: Traded J.T. Thomas to Broncos for 1983 eighth round pick (199th overall, Henry Odom)

August 31: Traded Zack Valentine to Colts for 1983 conditional 12th round pick (not exercised)

1981 1 TRADE

August 18: Traded Steve Furness to Buccaneers for an undisclosed future draft choice

1980 2 TRADES

April 30: Traded Willie Fry to 49ers for 1980 12th round pick (306th overall, Charles Vachlavik)

July 28: Traded Mike Kruczek to Washington for 1982 seventh round pick (172nd overall, Edmund Nelson) and 1983 fifth round pick (140th overall, Gregg Garrity)

1979 1 TRADE

August 21: Traded Tony Dungy to 49ers for 1980 10th round pick (250th overall, Woodrow Wilson)

1978 9 TRADES

April 17: Traded Jim Clark and Ernie Pough to Giants for John Hicks

May 2: Traded 1978 fifth round pick (128th overall, Willie Wilder) to Packers for Dave Purefory

May 3: Traded Ernie Holmes to Buccaneers for 1978 10th round pick (276th overall, Tom Jurich) and 1978 11th round pick (279th overall, Nat Terry)

July 20: Traded Jimmy Allen to Lions for 1979 fourth round pick (86th overall, Russell Davis)

July 22: Traded Rick Engles to Eagles for 1979 12th round pick (322nd overall, Ed Smith)

August 15: Traded Frank Lewis to Bills for Paul Seymour

August 22: Traded Glen Edwards to Chargers for 1979 sixth round pick (157th overall, Bill Murrell)

August 22: Traded Dave Purefory to Patriots for 1979 sixth round pick (161st overall, Dwayne Woodruff)

September 5: Traded past consideration to Bears for Alvin Maxson

1977 3 TRADES

August 30: Traded Gordon Gravelle to Giants for 1980 second round pick (35th overall, Bob Kohrs)

September 11: Traded Marv Kellum to Cardinals for 1978 eighth round pick (208th overall, Rick Moser)

September 20: Traded Ron Schock to Bills for Brian Spencer

1976 4 TRADES

August 18: Traded Bob Barber to Packers for 1977 fourth round pick (93rd overall, Ted Petersen)

August 27: Traded Tommy Reamon to Chiefs for 1977 fifth round pick (121st overall, Cliff Stoudt)

September 6: Traded Bob Gaddis to Bills for 1977 10th round pick (253rd overall, Alvin Cowans)

September 6: Traded 1977 12th round pick (329th overall, I.V. Wilson) to Seahawks for 1977 10th round pick (310th overall, Jimmy Stephens)

Steelers Trades Since 1970 AFL-NFL Merger

1975 5 TRADES

April 14: Traded rights to Ed George to Colts for 1976 second round pick (47th overall, Mike Kruczek) and 1976 fourth round pick (112th overall, Wonder Monds)

August 12: Traded Steve Davis to Jets for 1977 third round pick (60th overall, Tom Beasley)

August 21: Traded John McMakin to Lions for 1977 fifth round pick (125th overall, Steve Courson)

August 25: Traded Ron Shanklin to Bears for 1976 second round pick (37th overall, Ray Pinney) and 1977 fourth round pick (99th overall, Laverne Smith)

September 15: Traded Charlie Davis to Cardinals for 1976 sixth round pick (159th overall, Gary Dunn)

1974 7 TRADES

April 14: Traded John Rowser to Broncos for 1974 sixth round pick (149th overall, Jim Wolfe) and 1974 ninth round pick (223rd overall, Tommy Reamon)

July 24: Traded Doug Kotar to Giants for Leo Gasienica

August 10: Traded Barry Pearson to Chiefs for 1975 eighth round pick (190th overall, Tom Kropp)

August 16: Traded George Webster to Patriots for 1975 10th round pick (247th overall, Kirt Heyer)

September 5: Traded Tom Keating to Chiefs for 1975 15th round pick (371st overall, James Thatcher)

September 10: Traded Bruce Van Dyke to Packers for 1976 third round pick (70th overall, Ron Coder)

September 11: Traded Craig Hanneman to Patriots for 1975 ninth round pick (222nd overall, Eugene Clark)

1973 7 TRADES

May 16: Traded Bob Adams to Patriots for 1974 seventh round pick (165th overall, Allen Sitterle)

July 23: Traded 1974 third round pick to Raiders for Tom Keating

August 1: Traded Roger Bernhardt to Jets for Mike Haggard

August 29: Traded 1974 third round pick (75th overall, Mark Van Eeghen) and 1974 sixth round pick (150th overall, Rick Druschel) to Raiders for Glen Ray Hines

September 3: Traded Ralph Anderson to Patriots for 1974 fourth round pick (82nd overall, John Stallworth)

September 10: Traded Warren Bankston to Raiders for 1974 fourth round pick (100th overall, Jim Allen) and 1974 sixth round pick (150th overall, Rick Druschel)

September 10: Traded Brian Stenger to Patriots for 1974 10th round pick (243rd overall, Jim Kregel)

1972 7 TRADES

August 2: Traded Dennis Ferris to Giants for cash

August 3: Traded Dennis Onkotz to Broncos for cash

August 7: Traded cash to Patriots for Ernie Holmes

August 31: Traded Bobby Maples to Broncos for 1973 sixth round pick (140th overall, Ron Bell)

September 6: Traded Lloyd Voss to Broncos for 1973 fifth round pick (106th overall, Dave Reavis)

September 20: Traded Rick Sharp to Broncos for 1973 eighth round pick (192 overall, Loren Toews)

October 25: Traded Dave Smith to Oilers for George Webster

1971 7 TRADES

March 12: Traded Mike Haggerty to Patriots for Marty Schottenheimer

July 27: Traded Worthy McClure to Oilers for 1972 15th round pick (368th overall, John Hulecki)

July 31: Traded Larry Gagner to Giants for 1972 fourth round pick (80th overall, Lorenzo Brinkley) and 1972 seventh round pick (159th overall, Joe Colquitt)

1970 9 TRADES

February 10: Traded Don Alley to Chargers for Chuck Allen

February 28: Traded John Hilton to Packers for John Rowser

April 30: Traded Dick Shiner to Giants for Henry Davis and Frenchy Fuqua

May 30: Traded Ray May and 1971 12th round pick (294th overall, Bob Wuensch) to Colts for Preston Pearson and Ocie Austin

June 23: Traded Paul Martha to Broncos for Walter Highsmith and Wallace Dickey

August 20: Traded Roy Jefferson to Colts for Willie Richardson and 1971 fourth round pick (104th overall, Dwight White)

August 31: Traded Bob DeMarco to Dolphins for 1971 eighth round pick (203rd overall, Ernie Holmes)

September 1: Traded Earl Gros to Saints for 1971 fifth round pick (106th overall, Larry Brown) and 1971 eighth round pick (184th overall, Larry Crowne)

September 2: Traded Kent Nix to Vikings for 1971 fifth round pick (128th overall, Fred Brister)

Steelers Free Agency



**TYSON
ALUALU**

2021

Players Signed (4):

RB Kalen Ballage (from L.A. Chargers)
OL B.J. Finney (from Cincinnati)
OL Joe Haeg (from Tampa Bay)
S Miles Killebrew (from Detroit)

Players Lost (6):

CB Mike Hilton (to Cincinnati)
RB James Conner (to Arizona)
OL Alejandro Villanueva (to Baltimore)
LB Olanakanni Adeniyi (to Tennessee)
LB Bud Dupree (to Tennessee)
G Matt Feiler (to L.A. Chargers)

2020

Players Signed (3):

TE Eric Ebron (from Indianapolis)
FB Derek Watt (from L.A. Chargers)
OL Stefan Wisniewski (from Kansas City)

Players Lost (6):

CB Artie Burns (to Chicago)
S Sean Davis (to Washington)
OL B.J. Finney (to Seattle)
DL Javon Hargrave (to Philadelphia)
LB Tyler Matakevich (to Buffalo)
TE Nick Vannett (to Denver)

2019

Players Signed (3):

LB Mark Barron (from L.A. Rams)
WR Donte Moncrief (from Jacksonville)
CB Steven Nelson (from Kansas City)

Players Lost (5):

RB Le'Veon Bell (to N.Y. Jets)
LB Jon Bostic (to Washington)
SS Morgan Burnett (to Cleveland)
TE Jesse James (to Detroit)
CB Coty Sensabaugh (to Denver)

2018

Players Signed (3):

CB Nat Berhe (from Kansas City)
LB Jon Bostic (from Indianapolis)
WR Morgan Burnett (from Jacksonville)

Players Lost (6):

OT Chris Hubbard (to Cleveland)
S J.J. Wilcox (to N.Y. Jets)
S Mike Mitchell (to Indianapolis)
LB Arthur Moats (to Arizona)
S Robert Golden (to Kansas City)
CB William Gay (to N.Y. Giants)

2017

Players Signed (5):

CB Joe Haden (from Cleveland)
DE Tyson Alualu (from Jacksonville)
CB Coty Sensabaugh (from N.Y. Giants)
WR Justin Hunter (from Buffalo)
RB Knile Davis (from Kansas City)

Players Lost (4):

LB Lawrence Timmons (to Miami)
WR Markus Wheaton (to Chicago)
LB Jarvis Jones (to Arizona)
S Shamarko Thomas (to N.Y. Jets)

2016

Players Signed (5):

TE Ladarius Green (from San Diego)
OT Ryan Harris (from Denver)
LB Steven Johnson (from Tennessee)
TE David Johnson (from San Diego)
DL Ricardo Mathews (from San Diego)

Players Lost (10):

OT Kelvin Beachum (to Jacksonville)
DT Steve McLendon (to N.Y. Jets)
LB Sean Spence (to Tennessee)
FB Will Johnson (to N.Y. Giants)
CB Antwon Blake (to Tennessee)
OT Byron Stingily (to N.Y. Giants)
OT Mike Adams (to Chicago)
DT Cam Thomas (to L.A. Rams)
RB Jordan Todman (to Indianapolis)
LB Terence Garvin (to Washington)

2015

Players Signed (7):

RB DeAngelo Williams (from Carolina)
K Chris Boswell (from N.Y. Giants)
QB Michael Vick (from N.Y. Jets)
K Garrett Hartley (from Cleveland)
RB Jordan Todman (from Carolina)
C Doug Legursky (from San Diego)
RB Isaiah Pead (from St. Louis)

Players Lost (2):

CB Brice McCain (to Miami)
WR Lance Moore (to Detroit)

2014

Players Signed (8):

S Mike Mitchell (from Carolina)
DT Cam Thomas (from San Diego)
RB LeGarrette Blount (from New England)
WR Lance Moore (from New Orleans)
P Adam Podlesh (from Chicago)
WR Darrius Heyward-Bey (from Indianapolis)

CB Brice McCain (from Houston)
LB Arthur Moats (from Buffalo)

Players Lost (14):

DT Evander Hood (to Jacksonville)
WR Emmanuel Sanders (to Denver)
LB LaMarr Woodley (to Oakland)
WR Jerricho Cotchery (to Carolina)
DT Al Woods (to Tennessee)
TE David Johnson (to San Diego)
S Ryan Clark (to Washington)
LB Larry Foote (to Arizona)
G Fernando Velasco (to Carolina)
RB Jonathan Dwyer (to Arizona)
LB Jamaal Westerman (to Cleveland)
LB Stevenson Sylvester (to Buffalo)
LB Chris Carter (to Indianapolis)
C Eric Olsen (to Tennessee)

2013

Players Signed (7):

QB Bruce Gradkowski (from Cincinnati)
TE Matt Spaeth (from Chicago)
G D'Anthony Batiste (from Arizona)
RB LaRod Stephens-Howling (from Arizona)
G Fernando Velasco (from Tennessee)
G Guy Whimper (from Jacksonville)
K Shayne Graham (from Cleveland)

Players Lost (10):

WR Mike Wallace (to Miami)
CB Keenan Lewis (to New Orleans)
LB James Harrison (to Cincinnati)
RB Rashard Mendenhall (to Arizona)
C Doug Legursky (to Buffalo)
G Willie Colon (to N.Y. Jets)
P Brian Moorman (to Buffalo)
S Will Allen (to Dallas)
S Ryan Mundy (to N.Y. Giants)
TE Leonard Pope (to Chicago)

Steelers Free Agency

2012

Players Signed (4):

WR Plaxico Burress (from N.Y. Jets)
 TE Leonard Pope (from Kansas City)
 LB Brandon Johnson (from Cincinnati)
 C Matt Katula (from Minnesota)

Players Lost (4):

CB William Gay (to Arizona)
 WR Weslye Saunders (to Indianapolis)
 RB Mewelde Moore (to Indianapolis)
 OT Jamon Meredith (to Tampa Bay)

2011

Players Signed (2):

WR Jericho Cotchery (from N.Y. Jets)
 *TE John Gilmore (from Tampa Bay, DNP)

Players Lost (2):

TE Matt Spaeth (to Chicago)
 DE Nick Eason (to Arizona)

2010

Players Signed (11):

S Will Allen (from Tampa Bay)
 WR Arnaz Battle (from San Francisco)
 P Piotr Czech (out of football)
 LB Derrick Doggett (from CFL)
 LB Larry Foote (from Detroit)
 P Adam Graessle (out of football)
 WR Brandon London (out of football)
 CB Bryant McCadden (to Arizona)
 CB David Pittman (out of football)
 WR Antwaan Randle El (from Washington)
 OT Jonathan Scott (from Buffalo)

Players Lost (3):

CB Deshea Townsend (to Indianapolis)
 RB Willie Parker (not resigned)
 RB Carey Davis (not resigned)

2009

Players Signed (4):

WR Stefan Logan (from CFL)
 WR Shaun McDonald (from Detroit)
 CB Keiwan Ratliff (from Indianapolis)
 *WR Brandon Williams (out of football, DNP)

Players Lost (9):

QB Byron Leftwich (to Tampa Bay)
 RB Gary Russell (to Oakland)
 WR Nate Washington (to Tennessee)
 OT Marvel Smith (not resigned)
 G Kendall Simmons (to Buffalo)
 DL Orpheus Roye (not resigned)
 LB Larry Foote (to Detroit)
 CB Bryant McFadden (to Arizona)
 S Anthony Smith (to Jacksonville)

2008

Players Signed (9):

P Mitch Berger (from Arizona)
 CB Fernando Bryant (from New England)
 P Paul Ernster (from Cleveland)
 LB Keyaron Fox (from Kansas City)
 C Justin Hartwig (from Carolina)
 QB Byron Leftwich (from Atlanta)
 TE Sean McHugh (from Detroit)
 RB Mewelde Moore (from Minnesota)
 DE Orpheus Roye (from Cleveland)

Players Lost (6):

LB Marquis Cooper (UFA to Oakland)
 G Alan Faneca (UFA to N.Y. Jets)
 LB Clark Haggans (UFA to Arizona)
 RB Verron Haynes (UFA/not resigned)
 FB Dan Kreider (UFA to St. Louis)
 QB Brian St. Pierre (UFA to Arizona)

2007

Players Signed (6):

*RB Kevan Barlow (from N.Y. Jets)
 DE Nick Eason (from Cleveland)
 LB Andre Frazier (from Cincinnati)
 C Sean Mahan (from Tampa Bay)
 OT Jeremy Parquet (from St. Louis)
 KR Allen Rossum (from Atlanta)

Players Lost (7):

DE Rodney Bailey (UFA/not resigned)
 LB Chad Brown (UFA/not resigned)
 CB Chidi Iwuoma (UFA/not resigned)
 S Andre Lott (UFA/not resigned)
 WR Lee Mays (UFA/not resigned)
 WR Sean Morey (UFA to Arizona)
 LB Rian Wallace (UFA/not resigned)

2006

Players Signed (8):

DE Rodney Bailey (from Seattle)
 LB Chad Brown (from Seattle)
 S Ryan Clark (from Washington)
 LB Marquis Cooper (from Seattle)
 FB Najeh Davenport (from Green Bay)
 FB Carey Davis (from Miami)
 TE Tim Euhus (from New Orleans)
 WR Quincy Morgan (from Dallas)

Players Lost (3):

S Chris Hope (UFA to Tennessee)
 WR Antwaan Randle El (UFA to Washington)
 DE Kimo von Oelhoffen (UFA to N.Y. Jets)

2005

Players Signed (3):

LB Richard Seigler (from San Francisco)
 WR Cedrick Wilson (from San Francisco)
 WR Walter Young (from Carolina)

Players Lost (5):

LB Kendrell Bell (UFA to Kansas City)
 WR Plaxico Burress (UFA to N.Y. Giants)
 DT Kendrick Clancy (UFA to N.Y. Giants)
 OT Oliver Ross (UFA to Arizona)
 G Keydrick Vincent (UFA to Baltimore)

2004

Players Signed (9):

CB Ainsley Battle (from Jacksonville)
 S Tyrone Carter (from N.Y. Jets)
 P Chris Gardockci (from Cleveland)
 DE Travis Kirschke (from San Francisco)
 WR Sean Morey (from Philadelphia)
 TE Walter Rasby (from Washington)
 *LB Adrian Ross (from Cincinnati, DNP)
 RB Duce Staley (from Philadelphia)
 CB Willie Williams (from Seattle)

Players Lost (2):

DE Rodney Bailey (RFA to New England)
 OT Mathias Nkweni (RFA/not resigned/
 offer withdrawn)

2003

Players Signed (5):

OT Barrett Brooks (out of football)
 RB Dee Brown (from Carolina)
 WR Chris Doering (from Washington)
 OT Todd Fordham (from Jacksonville)
 LB Clint Kriedwaldt (from Detroit)

Players Lost (7):

TE John Allred (UFA/not resigned)
 TE Marco Battaglia (UFA to Miami)
 S Myron Bell (UFA/not resigned)
 S Lee Flowers (UFA to Denver)
 OT Wayne Gandy (UFA to New Orleans)
 WR Terance Mathis (UFA/not resigned)
 P Tom Rouen (UFA to Seattle)

2002

Players Signed (8):

TE John Allred (out of football)
 QB Charlie Batch (from Detroit)
 TE Marco Battaglia (from Tampa Bay)
 LB James Farrior (from N.Y. Jets)
 CB Chidi Iwuoma (from Detroit)
 WR Terance Mathis (from Atlanta)
 K Todd Peterson (from Kansas City)
 P Tom Rouen (from N.Y. Giants)

Players Lost (6):

WR Will Blackwell (UFA to St. Louis)
 K Kris Brown (RFA to Houston)
 LB Earl Holmes (UFA to Cleveland)
 WR Bobby Shaw (UFA to Buffalo)
 CB Jason Simmons (RFA to Houston)
 FB Jon Witman (UFA/not resigned)

2001

Players Signed (5):

C Jeff Hartings (from Detroit)
 WR Lenzie Jackson (from Cleveland)
 LB Mike Jones (from St. Louis)
 S Mike Logan (from Jacksonville)
 QB Tommy Maddox (out of football)

Players Lost (3):

OT Shar Pourdaneish (UFA to Oakland)
 DL Jeremy Staat (RFA/Offer withdrawn to New Orleans)
 LB Mike Vrabel (UFA to New England)

Steelers Free Agency

2000

Players Signed (9):

S Brent Alexander (from Carolina)
S Myron Bell (from Cincinnati)
QB Kent Graham (from N.Y. Giants)
WR Kamil Loud (from New Orleans)
***LB Gabe Northern** (from Buffalo, DNP)
OT Oliver Ross (from Philadelphia)
DE Chris Sullivan (from New England)
G Rich Tylski (from Jacksonville)
DE Kimo von Oelhoffen (from Cincinnati)

Players Lost (4):

LB Carlos Emmons (to Philadelphia)
S Chris Oldham (to New Orleans)
DE Orpheus Roye (to Cleveland)
QB Mike Tomczak (not re-signed)

1999

Players Signed (4):

OT Anthony Brown (from Cincinnati)
TE Tony Cline (from San Francisco)
S Travis Davis (from Jacksonville)
OT Wayne Gandy (from L.A. Rams)

Players Lost (5):

DT Oliver Gibson (to Cincinnati)
WR Charles Johnson (to Philadelphia)
LB Donta Jones (to Carolina)
S Carnell Lake (to Jacksonville)
S Darren Perry (to San Diego)

1998

Players Signed (9):

TE Harold Bishop (out of football)
G Roger Duffy (from N.Y. Jets)
WR David Dunn (from Cincinnati)
RB Richard Huntley (out of football)
S Bo Orlando (from Cincinnati)
WR Bobby Shaw (from Seattle)
CB Dewayne Washington (from Minnesota)

Players Lost (6):

LB Myron Bell (to Cincinnati)
CB Randy Fuller (to Atlanta)
WR John Jackson (to San Diego)
WR Tom Myslinski (to Indianapolis)
DE Jerry Olsavsky (to Baltimore)
CB Yancey Thigpen (to Tennessee)

1997

Players Signed (9):

WR Henry Bailey (from N.Y. Jets)
CB J.B. Brown (from Miami)
WR Andre Coleman (from Seattle)
DE Nolan Harrison (from Oakland)
WR Courtney Hawkins (from Tampa Bay)
TE Mitch Lyons (from Atlanta)
WR Curtis Marsh (from Jacksonville)
TE Troy Sadowski (from Cincinnati)
CB Donnell Woolford (from Chicago)

Players Lost (7):

LB Chad Brown (to Seattle)
CB Deon Figures (to Jacksonville)
WR Andre Hastings (to New Orleans)
WR Ernie Mills (to Carolina)
DE Ray Seals (to Carolina)
CB Willie Williams (to Seattle)
CB Rod Woodson (to San Francisco)

1996

Players Signed (5):

TE Kirk Botkin (from San Diego)
OL Bernard Dafney (from Denver)
OL Tom Myslinski (from Cleveland)
G Jim Sweeney (from Atlanta)
OT Will Wolford (from L.A. Rams)

Players Lost (7):

LS Kendall Gammon (to New Orleans)
LB Kevin Greene (to Carolina)
G Tom Newberry (not re-signed)
QB Neil O'Donnell (to N.Y. Jets)
OT Leon Searcy (to Jacksonville)
G Ariel Solomon (to Minnesota)
FB John L. Williams (not re-signed)

1995

Players Signed (11):

WR Johnnie Barnes (from San Diego)
CB Randy Fuller (from Denver)
DT Bill Johnson (from Cleveland)
K Norm Johnson (from Atlanta)
FB Tim Lester (from L.A. Rams)
CB Alvoid Mays (from Washington)
G Tom Newberry (from L.A. Rams)
CB Chris Oldham (from Arizona)
OT James Parrish (out of football)
RB Erric Pegram (from Atlanta)
P Rohn Stark (from Indianapolis)

Players Lost (4):

K Gary Anderson (to Philadelphia)
TE Eric Green (to Miami)
S Gary Jones (to N.Y. Jets)
OG Duval Love (to Arizona)

1994

Players Signed (8):

RB Steve Avery (out of football)
K Dean Biasucci (from Indianapolis)
TE Jonathan Hayes (from Kansas City)
G Todd Kalis (from Minnesota)
RB Fred McAfee (from Arizona)
CB Tim McKyer (from Detroit)
DE Ray Seals (from Tampa Bay)
FB John L. Williams (from Seattle)

Players Lost (6):

DE Kenny Davidson (to Houston)
DE Donald Evans (to N.Y. Jets)
WR Jeff Graham (to Chicago)
S Larry Griffin (not re-signed)
RB Merril Hoge (to Chicago)
CB DJ Johnson (to Atlanta)

1993

Players Signed (8):

LB Greg Clark (from Seattle)
OL Dan Fike (from Cleveland)
LB Kevin Greene (from L.A. Rams)
CB Alan Haller (from Cleveland)
RB Victor Jones (from Denver)
TE Tim Jordan (from Phoenix)
WR Yancey Thigpen (from San Diego)
QB Mike Tomczak (from Cleveland)

Players Lost (4):

OT Tunch Ilkin (to Green Bay)
DE Aaron Jones (to New England)
LB Hardy Nickerson (to Tampa Bay)
LB Jerrol Williams (to San Diego)

Note: Greg Clark, Dean Biasucci, Gabe Northern, Adrian Ross and Kevan Barlow never played a regular-season game for the Steelers after signing with the team as Unrestricted Free Agents during the offseason.

RECORDS



PITTSBURGH STEELERS

2021

MEDIA GUIDE



STEELERS All-Time Service

Most Seasons

1. Ben Roethlisberger (2004-20)	17
2. Mike Webster (1974-88)	15
3. James Harrison (2002, 04-12, 14-17)	14
Hines Ward (1998-2011)	14
Donnie Shell (1974-87)	14
John Stallworth (1974-87)	14
Larry Brown (1971-84)	14
Mel Blount (1970-83)	14
Terry Bradshaw (1970-83)	14
Ernie Stautner (1950-63)	14
11. Brett Keisel (2002-14)	13
Aaron Smith (1999-2011)	13
Dermontti Dawson (1988-2000)	13
Gary Anderson (1982-94)	13
Tunch Ilkin (1980-92)	13
Jon Kolb (1969-81)	13
L.C. Greenwood (1969-81)	13
Joe Greene (1969-81)	13
Sam Davis (1967-79)	13
Ray Mansfield (1964-76)	13

Most Games

1. Ben Roethlisberger (2014-20)	233
2. Mike Webster (1974-88)	220
3. Hines Ward (1998-2011)	217
4. Donnie Shell (1974-87)	201
Mel Blount (1970-83)	200
6. Gary Anderson (1982-94)	197
7. Dermontti Dawson (1988-2000)	184
8. Deshaea Townsend (1998-2009)	183
9. Ray Mansfield (1964-76)	182
10. Joe Greene (1969-81)	181
Greg Warren (2005-16)	181

Most Games Started

1. Ben Roethlisberger (2014-20)	231
2. Mike Webster (1974-88)	194
3. Hines Ward (1998-2011)	190
4. Mel Blount (1970-83)	189
5. Dermontti Dawson (1988-2000)	181
6. Joe Greene (1969-81)	172
7. Heath Miller (2005-15)	167
8. Casey Hampton (2001-12)	164
9. Donnie Shell (1974-87)	162
10. Jack Ham (1971-82)	160

Most Consecutive Games Played

1. Ray Mansfield (1964-76)	182
2. Mike Webster (1974-85)	177
3. Dermontti Dawson (1988-99)	170
4. Andy Russell (1966-76)	154
5. Levon Kirkland (1992-00)	144
6. Ernie Stautner (1953-63)	137
7. Ike Taylor (2004-12)	135
8. Mel Blount (1975-83)	131
9. Jeff Reed (2002-10)	127
10. Justin Strzelczyk (1990-97)	126

Most Consecutive Games Started (Since 1970)

1. Dermontti Dawson (1988-99)	170
2. Mike Webster (1975-85)	150
3. Jason Gildon (1996-2003)	120
4. Levon Kirkland (1994-2000)	107
5. Lawrence Timmons (2010-17)	101
6. Darren Perry (1992-98)	99
7. Alan Faneca (2002-07)	96
8. James Harriar (2005-11)	93
9. Alejandro Villanueva (2015-21)	90
10. Dewayne Washington (1998-2003)	88

STEELERS All-Time Scoring

Most Total Points

Career	
1. Gary Anderson (1982-94), 416 PATs, 309 FGs	1,343
2. Jeff Reed (2002-10), 307 PATs, 204 FGs	919
3. Roy Gerela (1971-78), 293 PATs, 146 FGs	731
4. Chris Boswell (2015-20), 204 PATs, 146 FGs	642
5. Franco Harris (1972-83), 100 TDs	600
6. Shaun Suisham (2010-14), 173 PATs, 124 FGs	545
7. Hines Ward (1998-2011), 86 TDs, 5 2-PTs	526
8. Jerome Bettis (1996-2005), 80 TDs, 1 2-PTs	482
Antonio Brown (2010-18), 79 TDs, 4 2-PTs	482
10. Norm Johnson (1995-98), 137 PATs, 105 FGs	452
Season	
1. Chris Boswell (2017), 37 PATs, 35 FGs	142
2. Norm Johnson (1995), 39 PATs, 34 FGs	141
3. Gary Anderson (1985), 40 PATs, 33 FGs	139
4. Shaun Suisham (2014), 45 PATs, 29 FGs	132

5. Shaun Suisham (2013), 39 PATs, 30 FGs	129
6. Jeff Reed (2004), 40 PATs, 28 FGs	124
Kris Brown (2001), 34 PATs, 30 FGs	124
8. Roy Gerela (1973), 36 PATs, 29 FGs	123
9. Jeff Reed (2009), 41 PATs, 27 FGs	122
10. Gary Anderson (1983), 38 PATs, 27 FGs	119
Roy Gerela (1972), 35 PATs, 28 FGs	119

Game

1. Chase Claypool (10/11/20 vs. Philadelphia)	24
Roy Jefferson (11/3/68 at Atlanta), 4 TDs	24
Ray Mathews (10/17/54 vs. Cleveland), 4 TDs	24
4. Charles Johnson (11/1/98 vs. Tennessee), 3TDs, 2 2-PTs	22
5. Gary Anderson (10/23/88 vs. Denver), 6 FGs, 3 PATs	21
6. Jeff Reed (12/1/02 at Jacksonville), 6 FGs, 1 PATs	19
7. 40 times, last time by Le'Veon Bell (12/10/17 vs. Baltimore)	18

Most Touchdowns

Career

1. Franco Harris (1972-83)	100
2. Hines Ward (1998-2011)	86
3. Jerome Bettis (1996-2005)	80
4. Antonio Brown (2010-18)	79
5. John Stallworth (1974-87)	64
6. Lynn Swann (1974-82)	53
7. Louis Lipps (1984-91)	46
8. Heath Miller (2005-15)	45
9. Ray Mathews (1951-59)	43
10. Le'Veon Bell (2013-17)	42
Buddy Dial (1959-63)	42

Season

1. Willie Parker (2006)	16
2. Antonio Brown (2018)	15
Louis Lipps (1985)	15
4. Antonio Brown (2014)	14
Franco Harris (1976)	14
6. James Conner (2018)	13
Rashard Mendenhall (2010)	13
Jerome Bettis (2004)	13
9. Antonio Brown (2016)	12
Hines Ward (2002)	12
Franco Harris (1979)	12
Roy Jefferson (1968)	12
Buddy Dial (1961)	12

Game

1. Chase Claypool (10/11/20 vs. Philadelphia)	4
Roy Jefferson (11/3/68 at Atlanta)	4
Ray Mathews (10/17/54 vs. Cleveland)	4
4. Le'Veon Bell (12/10/17 vs. Baltimore)	3
Antonio Brown (11/16/17 vs. Tennessee)	3
Le'Veon Bell (12/11/16 at Buffalo)	3
Antonio Brown (11/24/16 at Indianapolis)	3
Antonio Brown (12/6/15 vs. Indianapolis)	3
DeAngelo Williams (9/20/15 vs. San Francisco)	3
Le'Veon Bell (12/7/14 at Cincinnati)	3
Jerricho Cotchery (11/3/13 at New England)	3
Mewelde Moore (10/19/08 at Cincinnati)	3
Willie Parker (9/7/08 vs. Houston)	3
Hines Ward (10/22/06 at Atlanta)	3
Jerome Bettis (1/1/06 vs. Detroit)	3
Jerome Bettis (9/12/04 vs. Oakland)	3
Richard Huntley (9/12/99 at Cleveland)	3
Charles Johnson (11/1/98 vs. Tennessee)	3
Yancey Thigpen (12/7/97 vs. Denver)	3
Jerome Bettis (11/30/97 at Arizona) (OT)	3
Bam Morris (11/19/95 at Cincinnati)	3
Eric Pegram (11/5/95 at Chicago)	3
Barry Foster (9/27/93 at Atlanta)	3
Merril Hoge (10/29/90 vs. L.A. Rams)	3
Eric Green (10/14/90 at Denver)	3
Merril Hoge (11/26/89 at Miami)	3
Walter Abercrombie (12/13/86 at N.Y. Jets)	3
Weegie Thompson (11/2/86 vs. Green Bay)	3
Louis Lipps (9/8/85 vs. Indianapolis)	3
John Stallworth (11/25/84 vs. San Diego)	3
John Stallworth (11/4/84 vs. Houston)	3
Jim Smith (9/28/80 vs. Chicago)	3
Franco Harris (11/25/79 vs. Cleveland)	3
Rocky Bleier (12/5/76 vs. Tampa Bay)	3
Steve Davis (9/22/74 at Denver)	3
Franco Harris (10/29/72 at Buffalo)	3
Earl Gros (12/21/69 vs. New Orleans)	3
Roy Jefferson (11/3/68 at Atlanta)	3
John Henry Johnson (10/10/64 at Cleveland)	3
Buddy Dial (10/27/63 vs. Dallas)	3
Jimmy Orr (12/13/58 vs. Chicago Cardinals)	3
Tom Tracy (11/9/58 at Philadelphia)	3
Lynn Chandois (9/30/56 vs. Washington)	3

Most Field Goals

Career

1. Gary Anderson (1982-94)	309
2. Jeff Reed (2002-10)	204
3. Chris Boswell (2015-20)	146

Roy Gerela (1971-78)	146
5. Shaun Suisham (2010-14)	124
6. Norm Johnson (1995-98)	105
7. Kris Brown (1999-2001)	80
8. Lou Michaels (1961-63)	62
9. Mike Clark (1964-67)	57
10. Matt Bahr (1979-80)	37
Season	
1. Chris Boswell (2017)	35
2. Norm Johnson (1995)	34
3. Gary Anderson (1985)	33
4. Shaun Suisham (2013)	30
Kris Brown (2001)	30
6. Chris Boswell (2019)	29
Chris Boswell (2015)	29
Shaun Suisham (2014)	29
Roy Gerela (1973)	29
10. Shaun Suisham (2012)	28
Jeff Reed (2004)	28
Gary Anderson (1993)	28
Gary Anderson (1992)	28
Gary Anderson (1988)	28
Roy Gerela (1972)	28

Game	
1. Chris Boswell (12/18/16 at Cincinnati)	6
Jeff Reed (12/1/02 at Jacksonville)	6
Gary Anderson (10/23/88 vs. Denver)	6
4. Gary Anderson (11/10/85 at Kansas City)	5
Chris Boswell (10/22/17 vs. Cincinnati)	5
Kris Brown (10/22/00 vs. Cleveland)	5
Kris Brown (11/11/01 at Cleveland)	5
Norm Johnson (12/10/95 at Oakland)	5
Jeff Reed (1/2/05 at Buffalo)	5
10. 33 times, last time by Chris Boswell (11/3/19 vs. Indianapolis)	4

Most Field Goal Attempts

Career	
1. Gary Anderson (1982-94)	395
2. Jeff Reed (2002-10)	249
3. Roy Gerela (1971-78)	227
4. Chris Boswell (2015-20)	166
5. Shaun Suisham (2010-14)	141
6. Norm Johnson (1995-98)	127
7. Lou Michaels (1961-63)	109
8. Kris Brown (1999-2001)	103
9. Mike Clark (1964-67)	98
10. Matt Bahr (1979-80)	58
Season	
1. Kris Brown (2001)	44
2. Roy Gerela (1973)	43
3. Gary Anderson (1985)	42
Lou Michaels (1962)	42
5. Norm Johnson (1995)	41
Roy Gerela (1972)	41
Lou Michaels (1963)	41
8. Chris Boswell (2017)	38
9. Gary Anderson (1988)	36
Gary Anderson (1992)	36

Game	
1. Lou Michaels (12/2/62 at St. Louis)	8
2. Chris Boswell (12/18/16 at Cincinnati)	6
Jeff Reed (12/1/02 at Jacksonville)	6
Kris Brown (12/9/01 vs. N.Y. Jets)	6
Kris Brown (11/11/01 at Cleveland)	6
Gary Anderson (10/23/88 vs. Denver)	6
Gary Anderson (9/6/84 at N.Y. Jets)	6
Roy Gerela (12/9/73 vs. Houston)	6
Roy Gerela (10/21/73 vs. N.Y. Jets)	6
Roy Gerela (11/7/71 vs. Cleveland)	6

Longest Field Goals (50-Plus Yards)

1. Chris Boswell (11/8/2020 at Dallas)	59
2. Kris Brown (10/14/01 at Kansas City)	55
Gary Anderson (11/25/84 vs. San Diego)	55
4. Gary Anderson (12/8/91 at Houston)	54
5. Chris Boswell (11/26/17 vs. Green Bay)	53
Shaun Suisham (11/9/14 at N.Y. Jets)	53
Jeff Reed (11/8/10 at Cincinnati)	53
Jeff Reed (9/21/08 at Philadelphia)	53
Gary Anderson (10/21/84 at Indianapolis)	53
10. Chris Boswell (12/10/17 vs. Baltimore)	52
Shaun Suisham (10/11/12 at Tennessee)	52
Jeff Reed (9/12/10 vs. Atlanta)	52
Kris Brown (9/30/01 at Buffalo)	52
Kris Brown (11/12/00 vs. Philadelphia)	52
Norm Johnson (11/9/97 at Baltimore)	52
Gary Anderson (11/13/88 vs. Philadelphia)	52
Gary Anderson (11/22/87 at Cincinnati)	52
Gary Anderson (11/17/85 at Houston)	52
19. Chris Boswell (11/3/19 vs. Indianapolis)	51
Chris Boswell (12/17/17 vs. New England)	51
Chris Boswell (12/6/15 vs. Indianapolis)	51
Chris Boswell (10/18/15 vs. Arizona)	51

Shaun Suisham (12/19/11 at San Francisco)	51
Jeff Reed (10/17/04 at Dallas)	51
Jeff Reed (9/26/04 at Miami)	51
Jeff Reed (9/14/03 at Kansas City)	51
Kris Brown (10/25/99 vs. Atlanta)	51
28. Chris Boswell (11/8/18 vs. Carolina)	50
Chris Boswell (11/16/17 vs. Tennessee)	50
Jeff Reed (12/3/06 vs. Tampa Bay)	50
Jeff Reed (12/1/02 at Jacksonville)	50
Norm Johnson (11/19/95 at Cincinnati)	50
Gary Anderson (11/6/94 at Houston)	50
Gary Anderson (9/13/87 vs. San Francisco)	50
Lou Michaels (9/15/63 at Philadelphia)	50

Highest Field Goal Percentage

Career (Min. 45 Att.)	
1. Chris Boswell (2015-2020) (146-166) 88.0	88.0
2. Shaun Suisham (2010-14) (124-141) 87.9	87.9
3. Norm Johnson (1995-98) (105-127) 82.7	82.7
4. Jeff Reed (2002-10) (204-249) 81.9	81.9
5. Gary Anderson (1982-94) (309-395) 78.2	78.2
6. Kris Brown (1999-01) (80-103) 77.7	77.7
7. Roy Gerela (1971-78) (146-127) 64.3	64.3
8. Matt Bahr (1979-80) (37-58) 63.8	63.8
9. Mike Clark (1964-67) (57-98) 58.2	58.2
10. Lou Michaels (1961-63) (62-109) 56.9	56.9

Season (Min. 15 Att.)	
1. Chris Boswell (2020) (19-20)	95.0
2. Shaun Suisham (2013) (30-32)	93.8
3. Chris Boswell (2019) (29-31)	93.5
4. Shaun Suisham (2010) (14-15)	93.3
Gary Anderson (1993) (28-30)	93.3
6. Chris Boswell (2017) (35-38)	92.1
7. Jeff Reed (2007) (23-25)	92.0
8. Chris Boswell (2015) (29-32)	90.6
Shaun Suisham (2014) (29-32)	90.6
10. Shaun Suisham (2012) (28-31)	90.3

Most Consecutive Field Goals Made

1. Chris Boswell (2019-20)	25
2. Shaun Suisham (2013-14)	24
3. Jeff Reed (2004-05)	22
4. Gary Anderson (1994)	19
Jeff Reed (2007-08)	19
6. Gary Anderson (1985)	18
7. Norm Johnson (1997)	17
Chris Boswell (2016-17)	17
9. Shaun Suisham (2012-13)	16
Chris Boswell (2017)	16

Most Extra Points

Career	
1. Gary Anderson (1982-94)	416
2. Jeff Reed (2002-10)	307
3. Roy Gerela (1971-78)	293
4. Chris Boswell (2015-20)	204
5. Shaun Suisham (2010-14)	173
6. Norm Johnson (1995-98)	137
7. Mike Clark (1964-67)	116
8. Kris Brown (1999-2001)	96
9. Lou Michaels (1961-63)	91
10. Matt Bahr (1979-80)	89

Season	
1. Matt Bahr (1979)	50
2. Shaun Suisham (2014)	45
Jeff Reed (2005)	45
Gary Anderson (1984)	45
5. Jeff Reed (2007)	44
Roy Gerela (1978)	44
Roy Gerela (1975)	44
8. Chris Boswell (2018)	43
9. Jeff Reed (2009)	41
Jeff Reed (2006)	41

Game	
1. Gary Kerkorian (11/30/52 vs. N.Y. Giants)	8
2. Chris Boswell (11/8/18 vs. Carolina)	7
Shaun Suisham (10/26/14 vs. Indianapolis)	7
Gary Anderson (11/25/84 vs. San Diego)	7
Paul Held (10/17/54 vs. Cleveland)	7
6. 13 times, last time by Jeff Reed (10/15/16 vs. Kansas City)	6

Most Extra Point Attempts

Career	
1. Gary Anderson (1982-94)	420
2. Jeff Reed (2002-10)	310
3. Roy Gerela (1971-78)	306
4. Chris Boswell (2015-20)	216
5. Shaun Suisham (2010-14)	173
6. Norm Johnson (1995-98)	137
7. Mike Clark (1964-67)	124
8. Kris Brown (1999-2001)	101
9. Lou Michaels (1961-63)	97
10. Matt Bahr (1979-80)	94
Season	

1. Matt Bahr (1979)	52
2. Chris Boswell (2018)	48
3. Roy Gerela (1975)	46
4. David Trout (1981)	46
5. Gary Anderson (1984)	45
6. Roy Gerela (1978)	45
7. Jeff Reed (2005)	45
8. Shaun Suisham (2014)	45
9. Jeff Reed (2007)	44
10. Roy Gerela (1976)	43
Game	
1. Gary Kerkorian (11/30/52 vs. N.Y. Giants)	8
2. Chris Boswell (11/8/18 vs. Carolina)	7
Shaun Suisham (10/26/14 vs. Indianapolis)	7
Gary Anderson (11/25/84 vs. San Diego)	7
Matt Bahr (10/7/79 at Cleveland)	7
6. 13 times, last time by Chris Boswell (10/7/18 vs. Atlanta)	6

Most Consecutive Extra Points Made

Career	
1. Gary Anderson (9/11/83 at Green Bay to 12/4/88 at Houston)	202
2. Jeff Reed (12/28/03 at Baltimore to 11/3/08 at Washington)	189
3. Shaun Suisham (11/21/10 vs. Oakland to 12/28/14 vs. Cincinnati)	173
4. Norm Johnson (9/3/95 vs. Detroit to 12/20/98 vs. Cincinnati)	137
5. Gary Anderson (12/4/88 at Houston to 9/6/92 at Houston)	98
6. Gary Anderson (9/20/92 at San Diego to 12/24/94 at San Diego)	87
7. Jeff Reed (11/3/08 at Washington to 11/14/10 vs. New England)	78
8. Mike Clark (1965-67)	71
9. Chris Boswell (11/29/15 at Seattle to 11/12/17 at Indianapolis)	67
10. Armand Nicolai (1934-41)	57

STEELERS All-Time Rushing

Most Yards Rushing

Career	
1. Franco Harris (1972-83)	11,950
2. Jerome Bettis (1996-2005)	10,571
3. Willie Parker (2004-09)	5,378
4. Le'Veon Bell (2013-17)	5,336
5. John Henry Johnson (1960-65)	4,381
6. Frank Pollard (1980-88)	3,989
7. Dick Hoak (1961-70)	3,965
8. Barry Foster (1990-94)	3,943
9. Rocky Bleier (1968, 1970-80)	3,865
10. Rashard Mendenhall (2008-12)	3,549
Season	
1. Barry Foster (1992)	1,690
2. Jerome Bettis (1997)	1,665
3. Willie Parker (2006)	1,494
4. Jerome Bettis (1996)	1,431
5. Le'Veon Bell (2014)	1,361
6. Jerome Bettis (2000)	1,341
7. Willie Parker (2007)	1,316
8. Le'Veon Bell (2017)	1,291
9. Rashard Mendenhall (2010)	1,273
10. Le'Veon Bell (2016)	1,268
Game	
1. Le'Veon Bell (12/11/16 at Buffalo)	236
2. Willie Parker (12/27/06 vs. Cleveland)	223
3. John Fuqua (12/20/70 at Philadelphia)	218
4. Willie Parker (11/12/06 vs. New Orleans)	213
5. Le'Veon Bell (11/17/14 at Tennessee)	204
6. John Henry Johnson (10/10/64 at Cleveland)	200
7. Barry Foster (9/13/92 vs. N.Y. Jets)	190
8. Le'Veon Bell (12/7/14 at Cincinnati)	185
9. John Henry Johnson (12/11/60 vs. Philadelphia)	182
10. Le'Veon Bell (10/15/17 at Kansas City)	179
Barry Foster (9/18/94 vs. Indianapolis)	179
Franco Harris (11/20/77 vs. Dallas)	179

Most 100-Yard Rushing Games

Career	
1. Jerome Bettis (1996-2005)	50
2. Franco Harris (1972-83)	47
3. Willie Parker (2004-09)	25
4. Barry Foster (1990-94)	20
5. Le'Veon Bell (2013-17)	18
6. John Henry Johnson (1960-64)	15
7. James Conner (2017-20)	9
8. Rashard Mendenhall (2009-11)	8
9. John Fuqua (1970-73)	7
10. Earnest Jackson (1986-87)	7
Season	
1. Barry Foster (1992)	12
2. Jerome Bettis (1997)	10
Jerome Bettis (1996)	10
4. Willie Parker (2007)	8
5. Willie Parker (2006)	7
Jerome Bettis (2000)	7
Franco Harris (1972)	7
8. Le'Veon Bell (2016)	6
Jerome Bettis (1998)	6

Jerome Bettis (2004)	6
Franco Harris (1975)	6
Franco Harris (1976)	6

Most Rushing Attempts

Career	
1. Franco Harris (1972-83)	2,881
2. Jerome Bettis (1996-2005)	2,683
3. Willie Parker (2004-09)	1,253
4. Le'Veon Bell (2013-17)	1,229
5. Dick Hoak (1961-70)	1,132
6. John Henry Johnson (1960-65)	1,006
7. Frank Pollard (1980-88)	953
8. Rocky Bleier (1968, 1970-80)	928
9. Barry Foster (1990-94)	915
10. Fran Rogel (1950-57)	900
Season	
1. Barry Foster (1992)	390
2. Jerome Bettis (1997)	375
3. Jerome Bettis (2000)	355
4. Willie Parker (2006)	337
5. Rashard Mendenhall (2010)	324
6. Le'Veon Bell (2017)	321
Willie Parker (2007)	321
8. Jerome Bettis (1996)	320
9. Jerome Bettis (1998)	316
10. Franco Harris (1978)	310

Game	
1. Franco Harris (10/17/76 vs. Cincinnati)	41
2. Le'Veon Bell (12/11/16 at Buffalo)	38
3. Willie Parker (12/31/06 at Cincinnati)	37
4. Amos Zereoue (11/10/02 vs. Atlanta)	37
5. Rashard Mendenhall (11/28/10 at Buffalo)	36
Jerome Bettis (12/18/04 at N.Y. Giants)	36
Jerome Bettis (11/30/97 at Arizona)	36
8. Le'Veon Bell (10/22/17 vs. Cincinnati)	35
Le'Veon Bell (10/1/17 at Baltimore)	35
Rocky Bleier (10/26/75 at Green Bay)	35

Most Rushing Touchdowns

Career	
1. Franco Harris (1972-83)	91
2. Jerome Bettis (1996-2005)	78
3. Le'Veon Bell (2013-17)	35
Kordell Stewart (1995-02)	35
5. Terry Bradshaw (1970-83)	32
6. Rashard Mendenhall (2008-12)	29
7. Barry Foster (1990-94)	26
John Henry Johnson (1960-65)	26
9. Dick Hoak (1961-70)	25
10. Willie Parker (2004-09)	24
Season	
1. Franco Harris (1976)	14
Rashard Mendenhall (2010)	13
Willie Parker (2006)	13
Jerome Bettis (2004)	13
5. James Conner (2018)	12
6. DeAngelo Williams (2015)	11
Kordell Stewart (1997)	11
Jerome Bettis (1996)	11
Barry Foster (1992)	11
Franco Harris (1979)	11
Franco Harris (1977)	11
12. Franco Harris (1975)	10
Franco Harris (1972)	10

Game	
1. Le'Veon Bell (12/11/16 at Buffalo)	3
DeAngelo Williams (9/20/15 vs. San Francisco)	3
Willie Parker (9/7/08 vs. Houston)	3
Jerome Bettis (1/1/06 vs. Detroit)	3
Jerome Bettis (9/12/04 vs. Oakland)	3
Jerome Bettis (11/30/97 at Arizona)	3
Bam Morris (11/19/95 at Cincinnati)	3
Barry Foster (9/27/93 at Atlanta)	3
Merril Hoge (11/26/89 at Miami)	3
Rocky Bleier (12/5/76 at Tampa Bay)	3
Earl Gros (12/21/69 at New Orleans)	3
John Henry Johnson (10/10/64 at Cleveland)	3

Highest Rushing Average

Career (Min. 1,500 Yards)	
1. Kordell Stewart (1995-2002)	5.2
2. Terry Bradshaw (1970-83)	5.1
3. John Henry Johnson (1960-65)	4.4
4. James Conner (2017-20)	4.3
Le'Veon Bell (2013-17)	4.3
Willie Parker (2004-09)	4.3
Barry Foster (1990-94)	4.3
Sidney Thornton (1977-82)	4.3
9. Frank Pollard (1980-88)	4.2
Franco Harris (1972-83)	4.2
John Fuqua (1970-76)	4.2
Rocky Bleier (1968, 1970-80)	4.2

Season (Min. 115 Att.)

1.	Franco Harris (1972)	5.6
2.	John Henry Johnson (1960)	5.3
3.	Johnny Clement (1947)	5.2
4.	Sidney Thornton (1979)	5.0
	Frenchy Fuqua (1970)	5.0
6.	Le'Veon Bell (2016)	4.9
	Dick Hoak (1968)	4.9
8.	Jerome Bettis (2001)	4.8
	Franco Harris (1975)	4.8
	Franco Harris (1974)	4.8
11.	Le'Veon Bell (2014)	4.7
	Willie Parker (2005)	4.7
	Rocky Bleier (1976)	4.7

STEELERS All-Time Yards from Scrimmage

Total Yards from Scrimmage

Career		
1.	Franco Harris (1972-83)	14,234
2.	Hines Ward (1998-11)	12,511
3.	Jerome Bettis (1996-05)	11,377
4.	Antonio Brown (2010-18)	11,326
5.	John Stallworth (1974-87)	8,834
6.	Le'Veon Bell (2013-17)	7,996
7.	Heath Miller (2005-15) (TE)	6,577
8.	Louis Lipps (1984-91)	6,406
9.	Willie Parker (2004-09)	6,075
10.	Lynn Swann (1974-82)	5,534

Season		
1.	Le'Veon Bell (2014) 2,215	2,215
2.	Barry Foster (1992) 2,034	2,034
3.	Le'Veon Bell (2017) 1,946	1,946
4.	Le'Veon Bell (2016) 1,884	1,884
5.	Antonio Brown (2015) 1,862	1,862
6.	Jerome Bettis (1997) 1,775	1,775
7.	Willie Parker (2006) 1,716	1,716
8.	Antonio Brown (2014) 1,711	1,711
9.	Jerome Bettis (1996) 1,553	1,553
10.	Antonio Brown (2017)	1,533

STEELERS All-Time Passing

Most Yards Passing

Career		
1.	Ben Roethlisberger (2004-20)	60,348
2.	Terry Bradshaw (1970-83)	27,989
3.	Kordell Stewart (1995-2002)	13,328
4.	Neil O'Donnell (1990-95)	12,867
5.	Bubby Brister (1986-92)	10,104
6.	Bobby Layne (1958-62)	9,030
7.	Jim Finks (1949-55)	8,622
8.	Mark Malone (1980-87)	8,582
9.	Tommy Maddox (2001-05)	7,139
10.	Mike Tomczak (1993-99)	6,649

Season		
1.	Ben Roethlisberger (2018)	5,129
2.	Ben Roethlisberger (2014)	4,952
3.	Ben Roethlisberger (2009)	4,328
4.	Ben Roethlisberger (2013)	4,261
5.	Ben Roethlisberger (2017)	4,251
6.	Ben Roethlisberger (2011)	4,077
7.	Ben Roethlisberger (2015)	3,938
8.	Ben Roethlisberger (2016)	3,819
9.	Ben Roethlisberger (2020)	3,803
10.	Terry Bradshaw (1979)	3,724

Game		
1.	Ben Roethlisberger (10/26/14 vs. Indianapolis)	522
2.	Ben Roethlisberger (12/10/17 vs. Baltimore)	506
3.	Ben Roethlisberger (12/20/09 vs. Green Bay)	503
4.	Tommy Maddox (11/10/02 vs. Atlanta)	473
5.	Ben Roethlisberger (11/25/18 at Denver)	462
6.	Ben Roethlisberger (11/29/15 at Seattle)	456
7.	Ben Roethlisberger (9/16/18 vs. Kansas City)	452
8.	Ben Roethlisberger (11/30/14 vs. New Orleans)	435
9.	Ben Roethlisberger (11/5/06 vs. Denver)	433
10.	Ben Roethlisberger (10/18/09 vs. Cleveland)	417
11.	Bobby Layne (12/13/58 vs. Chicago Cards)	409
12.	Ben Roethlisberger (11/13/16 vs. Dallas)	408
13.	Ben Roethlisberger (9/22/13 vs. Chicago)	406
14.	Ben Roethlisberger (11/3/13 at New England)	400

Most 300-Yard Passing Games

Career		
1.	Ben Roethlisberger (2004-20)	66
2.	Tommy Maddox (2001-05)	6
	Neil O'Donnell (1990-95)	6
4.	Terry Bradshaw (1970-83)	4
5.	Kordell Stewart (1995-02)	3
	Mike Tomczak (1993-99)	3
	Bubby Brister (1986-92)	3

	Bobby Layne (1959-62)	3
	Jim Finks (1949-55)	3
10.	Mark Malone (1980-87)	2
	Bill Nelsen (1963-67)	2

Season		
1.	Ben Roethlisberger (2014)	9
2.	Ben Roethlisberger (2018)	8
	Ben Roethlisberger (2015)	8
4.	Ben Roethlisberger (2020)	5
	Ben Roethlisberger (2013)	5
	Ben Roethlisberger (2011)	5
	Ben Roethlisberger (2009)	5
8.	Ben Roethlisberger (2017)	4
	Ben Roethlisberger (2016)	4
	Tommy Maddox (2003)	4
	Neil O'Donnell (1995)	4
12.	Ben Roethlisberger (2012)	3
	Ben Roethlisberger (2010)	3
	Ben Roethlisberger (2008)	3
	Terry Bradshaw (1979)	3

Most Passing Attempts

Career		
1.	Ben Roethlisberger (2004-19)	7,838
2.	Terry Bradshaw (1970-83)	3,901
3.	Kordell Stewart (1995-2002)	2,107
4.	Neil O'Donnell (1990-95)	1,871
5.	Bubby Brister (1986-92)	1,477
6.	Jim Finks (1949-55)	1,382
7.	Mark Malone (1980-87)	1,374
8.	Bobby Layne (1958-62)	1,156
9.	Tommy Maddox (2001-05)	1,036
10.	Mike Tomczak (1993-99)	973

Season		
1.	Ben Roethlisberger (2018)	675
2.	Ben Roethlisberger (2020)	608
	Ben Roethlisberger (2014)	608
4.	Ben Roethlisberger (2013)	584
5.	Ben Roethlisberger (2017)	561
6.	Tommy Maddox (2003)	519
7.	Ben Roethlisberger (2011)	513
8.	Ben Roethlisberger (2016)	509
9.	Ben Roethlisberger (2009)	506
10.	Neil O'Donnell (1993)	486
11.	Terry Bradshaw (1979)	472
12.	Ben Roethlisberger (2015)	469
	Ben Roethlisberger (2008)	469
	Ben Roethlisberger (2006)	469

Game		
1.	Ben Roethlisberger (12/10/17 vs. Baltimore)	66
2.	Ben Roethlisberger (9/16/18 vs. Kansas City)	60
3.	Ben Roethlisberger (11/30/14 vs. New Orleans)	58
4.	Tommy Maddox (12/8/02 vs. Houston)	57
5.	Ben Roethlisberger (11/25/18 at Denver)	56
6.	Ben Roethlisberger (10/8/17 vs. Jacksonville)	55
	Ben Roethlisberger (12/20/15 vs. Denver)	55
	Ben Roethlisberger (11/29/15 at Seattle)	55
	Neil O'Donnell (12/24/95 at Green Bay)	55
10.	Ben Roethlisberger (11/5/06 vs. Denver)	54
11.	Ben Roethlisberger (12/7/20 vs. Washington)	53
12.	Neil O'Donnell (11/5/95 at Chicago)	52
	Neil O'Donnell (10/19/95 vs. Cincinnati)	52
14.	Ben Roethlisberger (12/2/20 vs. Baltimore)	51
	Ben Roethlisberger (9/29/13 at Minnesota)	51
16.	Ben Roethlisberger (12/23/18 at New Orleans)	50
	Ben Roethlisberger (10/30/11 vs. New England)	50
	Joe Gilliam (9/22/74 at Denver)	50

Most Passes Completed

Career		
1.	Ben Roethlisberger (2004-19)	5,050
2.	Terry Bradshaw (1970-83)	2,025
3.	Kordell Stewart (1995-2002)	1,190
4.	Neil O'Donnell (1990-95)	1,069
5.	Bubby Brister (1986-92)	776
6.	Mark Malone (1980-87)	690
7.	Jim Finks (1949-55)	661
8.	Tommy Maddox (2001-05)	603
9.	Bobby Layne (1958-62)	569
10.	Mike Tomczak (1993-99)	546

Season		
1.	Ben Roethlisberger (2018)	452
2.	Ben Roethlisberger (2014)	408
3.	Ben Roethlisberger (2020)	399
4.	Ben Roethlisberger (2013)	375
5.	Ben Roethlisberger (2017)	360
6.	Ben Roethlisberger (2009)	337
7.	Ben Roethlisberger (2016)	328
8.	Ben Roethlisberger (2011)	324
9.	Ben Roethlisberger (2015)	319
10.	Tommy Maddox (2003)	294
11.	Ben Roethlisberger (2012)	288
12.	Ben Roethlisberger (2008)	281

13. Ben Roethlisberger (2006)	280
Game	
1. Ben Roethlisberger (12/10/17 vs. Baltimore)	44
2. Ben Roethlisberger (11/25/18 at Denver)	41
3. Ben Roethlisberger (12/20/15 vs. Denver)	40
Ben Roethlisberger (10/26/14 vs. Indianapolis)	40
5. Ben Roethlisberger (9/16/18 vs. Kansas City)	39
6. Ben Roethlisberger (11/5/06 vs. Denver)	38
7. Ben Roethlisberger (11/13/16 vs. Dallas)	37
8. Ben Roethlisberger (11/29/15 at Seattle)	36
Ben Roethlisberger (9/29/13 at Minnesota)	36
Ben Roethlisberger (9/23/12 at Oakland)	36
Ben Roethlisberger (10/30/11 vs. New England)	36
12. Ben Roethlisberger (12/27/20 vs. Indianapolis)	34
Ben Roethlisberger (10/19/16 vs. NY Jets)	34
Neil O'Donnell (11/5/95 at Chicago)	34
15. Ben Roethlisberger (12/7/20 vs. Washington)	33
Ben Roethlisberger (12/23/18 at New Orleans)	33
Ben Roethlisberger (11/26/17 vs. Green Bay)	33
Ben Roethlisberger (10/8/17 vs. Jacksonville)	33
Ben Roethlisberger (9/10/09 vs. Tennessee)	33
Neil O'Donnell (12/24/95 at Green Bay)	33

Most Consecutive Passes Completed

1. Ben Roethlisberger (11/13/16 vs. Dallas, 15; 11/20/16 at Cleveland, 1)	16
Ben Roethlisberger (11/26/07 vs. Miami)	15
Ben Roethlisberger (11/25/18 at Denver)	15
Bubby Brister (10/1/89 at Detroit)	15
5. Mike Tomczak (9/8/96 vs. Baltimore)	14
Ben Roethlisberger (12/8/13 vs. Miami, 2; 12/15/13 vs. Cincinnati, 12)	14
Ben Roethlisberger (9/28/14 vs. Tampa Bay)	14
Ben Roethlisberger (10/9/16 vs. NY Jets)	14
9. Mike Tomczak (11/1/98 vs. Tennessee)	13
Ben Roethlisberger (10/7/07 vs. Seattle)	13
Ben Roethlisberger (10/11/09 at Detroit)	13
Ben Roethlisberger (10/5/14 at Jacksonville, 10; 10/12/14 at Cleveland, 3)	13
Ben Roethlisberger (10/2/16 vs. Kansas City)	13
Mason Rudolph (9/30/19 vs. Cincinnati, 4; 10/6/19 vs. Baltimore, 9)	13
Bill Nelson (12/18/66 at Atlanta, 11; 9/17/67 vs. Chicago, 2)	13

Highest Completion Percentage

Career (Min. 500 Att.)	
1. Ben Roethlisberger (5,050 - 7,838, 2004-20)	64.4%
2. Tommy Maddox (603-1,036, 2001-05)	58.2%
3. Neil O'Donnell (1,069-1,871, 1990-95)	57.1%
4. Kordell Stewart (1,190-2,107, 1995-02)	56.3%
5. Mike Tomczak (546-973, 1993-99)	56.1%
6. Bubby Brister (776-1,477, 1986-92)	52.5%
7. Terry Bradshaw (2,025-3,901, 1970-83)	51.9%
8. Mark Malone (690-1,374, 1980-87)	50.2%
9. Bobby Layne (569-1,156, 1958-62)	49.2%
10. Jim Finks (661-1,382, 1949-55)	47.8%
Dick Shiner (245-513, 1968-69)	47.8%

Season (Min. 250 Att.)

1. Ben Roethlisberger (319-469, 2015)	68.0%
2. Ben Roethlisberger (408-608, 2014)	67.1%
3. Ben Roethlisberger (452-675, 2018)	67.0%
4. Ben Roethlisberger (337-506, 2009)	66.6%
5. Ben Roethlisberger (136-295, 2004)	66.4%
6. Mike Tomczak (399-608, 2020)	65.6%
7. Ben Roethlisberger (264-404, 2007)	65.3%
8. Ben Roethlisberger (328-509, 2016)	64.4%
9. Ben Roethlisberger (360-561, 2017)	64.2%
Ben Roethlisberger (375-584, 2013)	64.2%
11. Ben Roethlisberger (284-449, 2012)	63.3%
12. Ben Roethlisberger (324-513, 2011)	63.2%
13. Ben Roethlisberger (168-268, 2005)	62.7%

Game (Min. 20 Att.)

1. Ben Roethlisberger (22-25, 11/8/18 vs. Carolina)	88.0%
2. Ben Roethlisberger (25-29, 12/9/18 vs. Oakland)	86.2%
3. Mason Rudolph (24-28, 9/30/19 vs. Cincinnati)	85.7%
Ben Roethlisberger (18-21, 11/26/07 vs. Miami)	85.7%
5. Landry Jones (23-27, 12/31/17 vs. Cleveland)	85.2%
6. Kordell Stewart (22-26, 11/24/02 vs. Cleveland)	84.6%
7. Ben Roethlisberger (21-25, 10/17/04 at Dallas)	84.0%
Neil O'Donnell (21-25, 9/19/93 vs. Cincinnati)	84.0%
9. Ben Roethlisberger (20-24, 9/27/15 at St. Louis)	83.3%
10. Ben Roethlisberger (18-22, 10/7/07 vs. Seattle)	81.8%
Mark Malone (18-22, 11/25/84 vs. San Diego)	81.8%

Most Touchdown Passes

Career	
1. Ben Roethlisberger (2004-20)	396
2. Terry Bradshaw (1970-83)	212
3. Kordell Stewart (1995-02)	70
4. Neil O'Donnell (1990-95)	68
5. Bobby Layne (1958-62)	66
6. Jim Finks (1949-55)	55
7. Mark Malone (1980-87)	54
8. Bubby Brister (1986-92)	51
9. Tommy Maddox (2001-05)	42
10. Ed Brown (1962-65)	38

Seasons

1. Ben Roethlisberger (2018)	34
2. Ben Roethlisberger (2020)	33
3. Ben Roethlisberger (2014)	32
Ben Roethlisberger (2007)	32
5. Ben Roethlisberger (2016)	29
6. Ben Roethlisberger (2017)	28
Ben Roethlisberger (2013)	28
Terry Bradshaw (1978)	28
Ben Roethlisberger (2012)	26
10. Ben Roethlisberger (2009)	26
Terry Bradshaw (1979)	26
12. Terry Bradshaw (1980)	24
13. Terry Bradshaw (1981)	22
14. Ben Roethlisberger (2015)	21
Ben Roethlisberger (2011)	21
Kordell Stewart (1997)	21
Ed Brown (1963)	21

Game

1. Ben Roethlisberger (11/2/14 vs. Baltimore)	6
Ben Roethlisberger (10/26/14 vs. Indianapolis)	6
3. Ben Roethlisberger (11/8/18 vs. Carolina)	5
Ben Roethlisberger (10/2/16 vs. Kansas City)	5
Ben Roethlisberger (10/9/11 vs. Tennessee)	5
Ben Roethlisberger (11/5/07 vs. Baltimore)	5
Mark Malone (9/8/85 vs. Indianapolis)	5
Terry Bradshaw (11/5/81 at Atlanta)	5
9. Ben Roethlisberger (11/15/20 vs. Cincinnati)	4
Ben Roethlisberger (11/26/17 vs. Green Bay)	4
Ben Roethlisberger (11/16/17 vs. Tennessee)	4
Ben Roethlisberger (10/9/16 vs. NY Jets)	4
Ben Roethlisberger (12/6/15 vs. Indianapolis)	4
Ben Roethlisberger (11/17/13 vs. Detroit)	4
Ben Roethlisberger (11/3/13 at New England)	4
Ben Roethlisberger (9/23/12 at Oakland)	4
Ben Roethlisberger (10/21/07 at Denver)	4
Ben Roethlisberger (9/9/07 at Cleveland)	4
Tommy Maddox (11/10/02 vs. Atlanta)	4
Bubby Brister (12/23/90 vs. Cleveland)	4
4. Bubby Brister (10/29/90 vs. L.A. Rams)	4
Bubby Brister (10/14/90 at Denver)	4
Mark Malone (11/25/84 vs. San Diego)	4
Terry Bradshaw (9/28/80 vs. Chicago)	4
Terry Bradshaw (11/4/79 vs. Washington)	4
Dick Shiner (11/24/68 vs. San Francisco)	4
Ed Brown (10/27/63 vs. Dallas)	4
Bobby Layne (12/10/61 at Washington)	4
Bobby Layne (9/24/60 at Dallas)	4
Bobby Layne (12/13/59 vs. Chicago Cardinals)	4
Bobby Layne (11/29/59 vs. Philadelphia)	4
Bobby Layne (11/9/58 at Philadelphia)	4
Jim Finks (10/17/54 vs. Cleveland)	4
Jim Finks (11/30/52 vs. N.Y. Giants)	4
Jim Finks (11/16/52 at Cleveland)	4

Most Passes Had Intercepted

Career	
1. Terry Bradshaw (1970-83)	210
2. Ben Roethlisberger (2004-18)	201
3. Jim Finks (1949-55)	88
4. Bobby Layne (1958-62)	81
5. Kordell Stewart (1995-2002)	72
6. Mark Malone (1980-87)	68
7. Bubby Brister (1986-92)	57
8. Ed Brown (1962-65)	50
9. Mike Tomczak (1993-99)	43
10. Tommy Maddox (2001-05)	40

Season

1. Jim Finks (1955)	26
2. Terry Bradshaw (1979)	25
3. Terry Bradshaw (1970)	24
4. Ben Roethlisberger (2006)	23
5. Terry Bradshaw (1980)	22
Terry Bradshaw (1971)	22
7. Bobby Layne (1959)	21
Cliff Stoudt (1983)	21
9. Terry Bradshaw (1978)	20
Ed Brown (1963)	20
Johnny Gillea (1935)	20

Game

1. Tommy Wade (12/12/65 vs. Philadelphia)	7
2. Ben Roethlisberger (10/8/17 vs. Jacksonville)	5
Mark Malone (9/20/87 at Cleveland)	5
Terry Bradshaw (11/18/79 at San Diego)	5
Terry Bradshaw (10/30/77 at Baltimore)	5
Dick Shiner (11/24/68 vs. San Francisco)	5
Dick Shiner (11/17/68 vs. Cleveland)	5
John Gillea (12/1/35 at Boston)	5
9. 31 times, last time by Devin Hodges (12/15/19 vs. Buffalo)	4

Highest Passing Rating

Career (Min. 800 Att.)	
1. Ben Roethlisberger (2004-20)	94.0

2.	Neil O'Donnell (1990-95)	81.8
3.	Tommy Maddox (2001-05)	76.7
4.	Kordell Stewart (1995-2002)	72.3
5.	Mike Tomczak (1993-99)	71.6
6.	Terry Bradshaw (1970-83)	70.9
7.	Bubby Brister (1986-92)	69.8
8.	Bobby Layne (1958-62)	65.5
9.	Mark Malone (1980-87)	62.4
10.	Jim Finks (1949-55)	54.7

Season (Min. 20 Att./Game)

1.	Bill Nelsen (1966)	107.8
2.	Ben Roethlisberger (2007)	104.1
3.	Ben Roethlisberger (2014)	103.3
4.	Ben Roethlisberger (2009)	100.5
5.	Ben Roethlisberger (2005)	98.6
6.	Ben Roethlisberger (2004)	98.1
7.	Ben Roethlisberger (2012)	97.0
	Ben Roethlisberger (2010)	97.0
9.	Ben Roethlisberger (2018)	96.5
10.	Ben Roethlisberger (2016)	95.4

STEELERS All-Time Receiving

Most Receptions

Career

1.	Hines Ward (1998-2011)	1,000
2.	Antonio Brown (2010-18)	837
3.	Heath Miller (2005-15) (TE)	592
4.	John Stallworth (1974-87)	537
5.	Louis Lipps (1984-91)	358
6.	Lynn Swann (1974-82)	336
7.	Elbie Nickel (1947-57) (TE)	329
8.	Le'Veon Bell (2013-17) (RB)	312
9.	JuJu Smith-Schuster (2017-20)	308
10.	Franco Harris (1972-83) (RB)	306

Season

1.	Antonio Brown (2015)	136
2.	Antonio Brown (2014)	129
3.	Hines Ward (2002)	112
4.	JuJu Smith-Schuster (2018)	111
5.	Antonio Brown (2013)	110
6.	Antonio Brown (2016)	106
7.	Antonio Brown (2018)	104
8.	Antonio Brown (2017)	101
9.	JuJu Smith-Schuster (2020)	97
10.	Hines Ward (2009)	95
	Hines Ward (2003)	95

Game

1.	Antonio Brown (11/8/15 vs. Oakland)	17
2.	Antonio Brown (12/20/15 vs. Denver)	16
3.	Antonio Brown (12/23/18 at New Orleans)	14
	Antonio Brown (11/13/16 vs. Dallas)	14
	Courtney Hawkins (11/1/98 vs. Tennessee)	14
6.	Jaylen Samuels (11/3/19 vs. Indianapolis) (RB)	13
	JuJu Smith-Schuster (11/25/18 at Denver)	13
	JuJu Smith-Schuster (9/16/18 vs. Kansas City)	13
	Antonio Brown (1/3/16 at Cleveland)	13
	Hines Ward (11/30/03 vs. Cincinnati)	13
11.	Diontae Johnson (1/22/20 at Jacksonville)	12
	Le'Veon Bell (11/26/17 vs. Green Bay) (RB)	12
	Antonio Brown (9/25/16 at Philadelphia)	12
	Antonio Brown (9/29/13 at Minnesota)	12
	J.R. Wilburn (10/22/67 vs. Dallas)	12
16.	JuJu Smith-Schuster (12/23/18 at New Orleans)	11
	Antonio Brown (12/10/17 vs. Baltimore)	11
	Antonio Brown (9/10/17 vs. Cleveland)	11
	Antonio Brown (9/27/15 at St. Louis)	11
	Antonio Brown (11/2/14 vs. Baltimore)	11
	Hines Ward (11/16/08 vs. San Diego)	11
	Hines Ward (12/2/07 vs. Cincinnati)	11
	Hines Ward (11/10/02 vs. Atlanta)	11
	Yancey Thigpen (10/26/97 vs. Jacksonville)	11
	John Stallworth (9/30/85 vs. Cincinnati)	11
	Franco Harris (9/19/82 vs. Cincinnati) (RB)	11
	Roy Jefferson (11/3/68 at Atlanta)	11
28.	Jesse James (12/10/17 vs. Baltimore) (TE)	10
	Antonio Brown (11/26/17 vs. Green Bay)	10
	Antonio Brown (11/16/17 vs. Tennessee)	10
	Le'Veon Bell (10/8/17 vs. Jacksonville) (RB)	10
	Antonio Brown (10/8/17 vs. Jacksonville)	10
	Antonio Brown (9/24/17 at Chicago)	10
	Antonio Brown (12/25/16 vs. Baltimore)	10
	Le'Veon Bell (10/23/16 vs. New England) (RB)	10
	Martavis Bryant (12/20/15 vs. Denver)	10
	Heath Miller (12/13/15 at Cincinnati) (TE)	10
	Antonio Brown (11/15/15 vs. Cleveland)	10
	Heath Miller (11/1/15 vs. Cincinnati) (TE)	10
	Antonio Brown (12/14/14 at Atlanta)	10
	Antonio Brown (10/26/14 vs. Indianapolis)	10
	Heath Miller (9/28/14 vs. Tampa Bay) (TE)	10
	Antonio Brown (9/21/14 at Carolina)	10

	Hines Ward (11/22/09 at Kansas City)	10
	Hines Ward (11/17/02 at Tennessee)	10
	Hines Ward (12/9/01 vs. N.Y. Jets)	10
	Yancey Thigpen (9/24/95 vs. Minnesota)	10
	Yancey Thigpen (11/5/95 at Chicago)	10
	Andre Hastings (9/18/95 at Miami)	10
	Dick Compton (10/7/67 at Cleveland)	10
	Elbie Nickel (12/14/52 at Los Angeles) (TE)	10
	Val Jansante (10/30/49 vs. Philadelphia)	10

Most Yards Receiving

Career

1.	Hines Ward (1998-2011)	12,083
2.	Antonio Brown (2010-18)	11,207
3.	John Stallworth (1974-87)	8,723
4.	Heath Miller (2005-15) (TE)	6,569
5.	Louis Lipps (1984-91)	6,018
6.	Lynn Swann (1974-82)	5,462
7.	Elbie Nickel (1947-57) (TE)	5,131
8.	Buddy Dial (1959-63)	4,723
9.	Plaxico Burress (2000-04, 12-13)	4,206
10.	Mike Wallace (2009-12)	4,042

Season

1.	Antonio Brown (2015)	1,834
2.	Antonio Brown (2014)	1,698
3.	Antonio Brown (2017)	1,533
4.	Antonio Brown (2013)	1,499
5.	JuJu Smith-Schuster (2018)	1,426
6.	Yancey Thigpen (1997)	1,398
7.	John Stallworth (1984)	1,395
8.	Hines Ward (2002)	1,329
9.	Plaxico Burress (2002)	1,325
10.	Yancey Thigpen (1995)	1,307

Game

1.	Antonio Brown (11/8/15 vs. Oakland)	284
2.	Plaxico Burress (11/10/02 vs. Atlanta)	253
3.	Buddy Dial (10/22/61 vs. Cleveland)	235
4.	Antonio Brown (12/10/17 vs. Baltimore)	213
5.	Jimmy Orr (12/13/58 vs. Chicago Cardinals)	205
6.	Elbie Nickel (12/14/52 at L.A. Rams) (TE)	202
7.	Markus Wheaton (11/29/15 at Seattle)	201
8.	Roy Jefferson (11/3/68 at Atlanta)	199
9.	Antonio Brown (9/22/13 vs. Chicago)	196
	Yancey Thigpen (10/26/97 vs. Jacksonville)	196

Most 100-Yard Receiving Games

Career

1.	Antonio Brown (2010-18)	42
2.	Hines Ward (1998-11)	29
3.	John Stallworth (1974-87)	25
4.	Buddy Dial (1959-63)	18
5.	Louis Lipps (1984-91)	16
6.	Mike Wallace (2009-12)	14
7.	Roy Jefferson (1965-69)	13
8.	JuJu Smith-Schuster (2017-20)	12
	Plaxico Burress (2000-04, 12-13)	12
10.	Lynn Swann (1974-82)	11
	Gary Ballman (1962-66)	11

Season

1.	Antonio Brown (2015)	9
2.	JuJu Smith-Schuster (2018)	8
	Antonio Brown (2017)	8
	Antonio Brown (2014)	8
5.	Mike Wallace (2010)	7
	John Stallworth (1984)	7
7.	Yancey Thigpen (1997)	6
	Buddy Dial (1963)	6
9.	Antonio Brown (2018)	5
	Antonio Brown (2013)	5
	Hines Ward (2009)	5
	Louis Lipps (1989)	5
	Roy Jefferson (1969)	5
	Jimmy Orr (1958)	5
15.	Antonio Brown (2016)	4
	Mike Wallace (2011)	4
	Hines Ward (2010)	4
	Hines Ward (2008)	4
	Hines Ward (2005)	4
	Hines Ward (2002)	4
	Plaxico Burress (2002)	4
	Plaxico Burress (2001)	4
	Charles Johnson (1996)	4
	Yancey Thigpen (1995)	4
	Louis Lipps (1985)	4
	John Stallworth (1981)	4
	Theo Bell (1980)	4
	Roy Jefferson (1968)	4
	Buddy Dial (1962)	4
	Buddy Dial (1961)	4

Most Touchdowns Receiving

Career

1.	Hines Ward (1998-2011)	85
2.	Antonio Brown (2010-18)	74

3.	John Stallworth (1974-87)	63
4.	Lynn Swann (1974-82)	51
5.	Heath Miller (2005-15) (TE)	45
6.	Buddy Dial (1959-63)	42
7.	Louis Lipps (1984-91)	39
8.	Elbie Nickel (1947-57) (TE)	37
9.	Ray Mathews (1951-59)	34
10.	Mike Wallace (2009-12)	32

Season

1.	Antonio Brown (2018)	15
2.	Antonio Brown (2014)	13
3.	Antonio Brown (2016)	12
	Hines Ward (2002)	12
	Louis Lipps (1985)	12
	Buddy Dial (1961)	12
7.	Hines Ward (2005)	11
	John Stallworth (1984)	11
	Lynn Swann (1978)	11
	Lynn Swann (1975)	11
	Roy Jefferson (1968)	11
12.	Antonio Brown (2015)	10
	Jerricho Cotchery (2013)	10
	Mike Wallace (2010)	10
	Hines Ward (2003)	10
	Ron Shanklin (1973)	10

Game

1.	Roy Jefferson (11/3/68 at Atlanta)	4
2.	Chase Claypool (10/11/20 vs. Philadelphia)	3
	Antonio Brown (11/16/17 vs. Tennessee)	3
	Antonio Brown (11/24/16 at Indianapolis)	3
	Jerricho Cotchery (11/3/13 at New England)	3
	Hines Ward (10/22/06 at Atlanta)	3
	Charles Johnson (11/1/98 vs. Tennessee)	3
	Yancey Thigpen (12/7/97 vs. Denver)	3
	Eric Green (10/14/90 at Denver) (TE)	3
	Weegie Thompson (11/2/86 vs. Green Bay)	3
	Louis Lipps (9/8/85 vs. Indianapolis)	3
	John Stallworth (11/25/84 vs. San Diego)	3
	John Stallworth (11/4/84 vs. Houston)	3
	Jim Smith (9/28/80 vs. Chicago)	3
	Buddy Dial (10/27/63 vs. Dallas)	3
	Jimmy Orr (12/13/58 vs. Chicago Cardinals)	3
	Tom Tracy (11/9/58 at Philadelphia)	3
	Ray Mathews (10/17/54 vs. Cleveland)	3

Most Consecutive Games Played with at Least One Reception

1.	Hines Ward (began 11/9/98 vs. Green Bay to 11/8/10 at Cincinnati)	186
2.	Antonio Brown (began 10/3/10 vs. Baltimore to 12/23/18 at New Orleans)	128
3.	Hines Ward (began 11/20/08 vs. Cincinnati to 10/18/15 vs. Arizona)	103
4.	Elbie Nickel (began 10/14/51 vs. San Francisco to 12/22/57 at Chicago Cardinals)	68
5.	John Stallworth (10/9/77 at Houston to 12/5/82 vs. Kansas City)	67
6.	Santonio Holmes (9/7/06 vs. Miami to 1/3/10 at Miami)	60
7.	Plaxico Burress (9/9/01 at Jacksonville to 12/26/04 vs. Baltimore)	59
8.	JuJu Smith-Schuster (9/17/17 vs. Minnesota to 1/3/21 at Cleveland)	57
	Buddy Dial (10/25/59 vs. New York Giants to 12/15/63 at New York Giants)	57
10.	Mike Wallace (12/6/09 vs. Oakland to 12/23/12 vs. Cincinnati)	52

STEELERS All-Time Punting**Most Punts**

Career		
1.	Bobby Walden (1968-77)	711
2.	Josh Miller (1996-2003)	572
3.	Craig Colquitt (1978-81, 1983-84)	429
4.	Jordan Berry (2015-20)	385
5.	Harry Newsome (1985-89)	363
6.	Mark Royals (1992-94)	258
7.	Pat Brady (1952-54)	223
8.	Daniel Sepulveda (2007-11)	221
9.	Chris Gardocki (2004-06)	199
10.	Joe Geri (1949-51)	171

Season

1.	Mark Royals (1994)	97
2.	Josh Miller (2000)	90
3.	Mark Royals (1993)	89
4.	Josh Miller (2003)	84
	Josh Miller (1999)	84
	Craig Colquitt (1981)	84
7.	Harry Newsome (1986)	83
8.	Harry Newsome (1989)	81
9.	Josh Miller (1998)	81
10.	Craig Colquitt (1983)	80
	Pat Brady (1953)	80

Game

1.	Josh Miller (10/15/00 vs. Cincinnati)	12
2.	Mark Royals (11/6/94 at Houston)	11
	Mark Royals (12/5/93 vs. New England)	11

4.	Harry Newsome (11/9/86 at Buffalo)	10
	Harry Newsome (9/16/85 at Cleveland)	10
6.	18 times, last time by Jordan Berry (11/10/19 vs. L.A. Rams)	9

Highest Punting Average

Career (Min. 100 Punts)		
1.	Bobby Joe Green (1960-61)	45.7
2.	Pat Brady (1952-54)	44.5
3.	Jordan Berry (2015-20)	44.4
4.	Frank Lambert (1965-66)	43.9
5.	Daniel Sepulveda (2007-11)	43.7
6.	Josh Miller (1996-2003)	42.9
7.	Harry Newsome (1985-89)	42.8
8.	Chris Gardocki (2004-06)	42.1
9.	Mark Royals (1992-94)	41.7
10.	Bobby Walden (1968-77)	41.4

Season (Min. 50 Punts)

1.	Harry Newsome (1988)	50.0
2.	Bobby Joe Green (1961) 47.0	47.0
3.	Pat Brady (1953) 46.9	46.9
4.	Jordan Berry (2020) 45.8	45.8
5.	Frank Lambert (1965) 45.7	45.7
6.	Jordan Berry (2016) 45.6	45.6
7.	Jordan Berry (2019) 45.5	45.5
	Daniel Sepulveda (2010)	45.5
9.	Bobby Walden (1970)	45.2
	Josh Miller (1999)	45.2
	Bobby Walden (1972)	45.2

Longest Punt

1.	Joe Geri (11/20/49 at Green Bay)	82
2.	Jordan Berry (10/18/15 vs. Arizona)	79
	Drew Butler (12/9/12 vs. San Diego)	79
4.	Josh Miller (12/2/99 at Jacksonville)	75
	Bobby Joe Green (1960)	75
6.	Brad Wing (12/7/14 at Cincinnati)	74
	Craig Colquitt (12/7/81 at Oakland)	74
	Bob Cifers (1947)	74
9.	Josh Miller (9/20/98 at Miami)	73
10.	Josh Miller (11/30/03 vs. Cincinnati)	72
	Josh Miller (10/26/97 vs. Jacksonville)	72

STEELERS All-Time Punt Returns**Most Punt Returns**

Career		
1.	Rod Woodson (1987-96)	257
2.	Antonio Brown (2010-18)	186
3.	Antwaan Randle El (2002-05, 10)	182
4.	Theo Bell (1976, 1978-80)	139
5.	Louis Lipps (1984-91)	107
6.	Glen Edwards (1971-77)	99
7.	Jim Smith (1977-82)	98
8.	Andre Hastings (1993-96)	87
9.	Hank Poteat (2000-02)	74
10.	Rick Woods (1982-86)	70

Season

1.	Louis Lipps (1984)	53
2.	Andre Hastings (1995)	48
3.	Antwaan Randle El (2003)	45
	Theo Bell (1979)	45
5.	Antwaan Randle El (2005)	44
6.	Paul Skansi (1983)	43
7.	Antwaan Randle El (2004)	42
	Rod Woodson (1993)	42
9.	Lynn Swann (1974)	41
10.	Rod Woodson (1994)	39
	Theo Bell (1976)	39

Game

1.	Theo Bell (12/16/79 vs. Buffalo)	10
2.	Andre Hastings (11/13/1995 vs. Cleveland)	9
3.	Jim Smith (9/9/1979 vs. Houston)	8
	Willie Sydnor (12/26/1982 vs. New England)	8
	Paul Skansi (10/30/1983 vs. Tampa Bay)	8
6.	Jon Staggers (9/26/1971 vs. Cincinnati)	7
	Lynn Swann (10/28/1974 vs. Atlanta)	7
	Antwaan Randle El (11/21/2004 at Cincinnati)	7
	Antonio Brown (11/21/2010 vs. Oakland)	7
10.	26 times, last time by Stefan Logan (9/20/09 at Chicago)	6

Most Yards Punt Returns

Career		
1.	Rod Woodson (1987-96)	2,362
2.	Antonio Brown (2010-18)	1,759
3.	Antwaan Randle El (2002-05, 10)	1,650
4.	Theo Bell (1976, 1978-80)	1,259
5.	Louis Lipps (1984-91)	1,212
6.	Glen Edwards (1971-77)	941
7.	Bill Dudley (1942, 1945-46)	838
8.	Ray Mathews (1951-59)	779
9.	Hank Poteat (2000-02)	744
10.	Lynn Swann (1974-82)	739

Season

1.	Louis Lipps (1984)	656
2.	Lynn Swann (1974)	577
3.	Antwaan Randle El (2003)	542
4.	Andre Hastings (1995)	474
5.	Antwaan Randle El (2005)	448
6.	Louis Lipps (1985)	437
7.	Walt Slater (1947)	435
8.	Hank Poteat (2000)	423
9.	Antonio Brown (2013)	409
10.	Rod Woodson (1990)	398

Most Touchdowns Punt Returns

Career		
1.	Antonio Brown (2010-18)	4
2.	Antwaan Randle El (2002-05, 10)	4
3.	Louis Lipps (1984-91)	3
4.	Ray Mathews (1951-59)	3
5.	Rod Woodson (1987-96)	2
6.	11 times, last time by Dontae Johnson (12/8/19 at Arizona)	1
Season		
1.	Antwaan Randle El (2005)	2
2.	Antwaan Randle El (2003)	2
3.	Louis Lipps (1985)	2
4.	Ray Mathews (1952)	2
5.	19 times, last time by Dontae Johnson (12/8/19 at Arizona)	1
Game		
1.	26 times, last time by Dontae Johnson (12/8/19 at Arizona)	1

Highest Punt Return Average

Career (Min. 75 Ret.)		
1.	Louis Lipps (1984-91)	11.3
2.	Antonio Brown (2010-18)	9.5
3.	Glen Edwards (1971-77)	9.5
4.	Rod Woodson (1987-96)	9.2
5.	Antwaan Randle El (2002-05, 2010)	9.1
6.	Theo Bell (1976, 1978-80)	9.1
7.	Andre Hastings (1993-96)	8.4
8.	Jim Smith (1977-82)	7.5
Season (Min. 20 Ret.)		
1.	Art Jones (1941)	16.6
2.	Bobby Gage (1949)	15.9
3.	Walt Slater (1947)	15.5
4.	Ray Mathews (1952)	15.3
5.	Bill Dudley (1946)	14.3
6.	Lynn Swann (1974)	14.1
7.	Bill Dudley (1942)	13.6
8.	Antonio Brown (2013)	12.8
9.	Hank Poteat (2000)	12.4
10.	Dontae Johnson (2019)	12.4
11.	Louis Lipps (1984)	12.4

STEELERS All-Time Kickoff Returns**Most Kickoff Returns**

Career		
1.	Rod Woodson (1987-96)	220
2.	Larry Anderson (1978-81)	122
3.	Dwight Stone (1987-94)	109
4.	Lynn Chandnois (1950-56)	92
5.	Antwaan Randle El (2002-05, 10)	78
6.	Will Blackwell (1997-01)	78
7.	Ernie Mills (1991-96)	76
8.	Gary Ballman (1962-66)	64
9.	Ike Taylor (2003-14)	55
10.	Stefan Logan (2009)	55
Season		
1.	Stefan Logan (2009)	55
2.	Ernie Mills (1995)	54
3.	Rod Woodson (1991)	44
4.	Chris Rainey (2012)	39
5.	Henry Odom (1983)	39
6.	Allen Rossum (2007)	38
7.	Ike Taylor (2003)	37
8.	Rod Woodson (1988)	37
9.	Larry Anderson (1981)	37
10.	Larry Anderson (1978)	37
Game		
1.	Rich Erenberg (9/2/84 vs. Kansas City)	7
2.	Jack Deloplane (9/26/76 vs. New England)	7
3.	17 times, last time by Emmanuel Sanders (11/14/10 vs. New England)	6

Most Yards Kickoff Returns

Career		
1.	Rod Woodson (1987-96)	4,894
2.	Larry Anderson (1978-81)	2,866
3.	Lynn Chandnois (1950-56)	2,720
4.	Dwight Stone (1987-94)	2,086
5.	Will Blackwell (1997-2001)	1,772
6.	Ernie Mills (1991-96)	1,753
7.	Antwaan Randle El (2002-05,10)	1,742
8.	Gary Ballman (1962-66)	1,711
9.	Stefan Logan (2009)	1,466

10.	Jim Butler (1965-67)	1,186
Season		
1.	Stefan Logan (2009)	1,466
2.	Ernie Mills (1995)	1,306
3.	Chris Rainey (2012)	1,035
4.	Rod Woodson (1989)	982
5.	Larry Anderson (1978)	930
6.	Allen Rossum (2007)	885
7.	Rod Woodson (1991)	880
8.	Rod Woodson (1988)	850
9.	Ike Taylor (2003)	831
10.	Larry Anderson (1981)	825

Highest Kickoff Return Average

Career (Min. 40 Ret.)		
1.	Lynn Chandnois (1950-56)	29.6
2.	Stefan Logan (2009)	26.7
3.	Gary Ballman (1962-66)	26.7
4.	Ray Mathews (1951-59)	25.5
5.	Antonio Brown (2010-18)	25.0
6.	Emmanuel Sanders (2010-13)	24.8
7.	Brady Keys (1961-67)	23.7
8.	Don Shy (1967-68)	23.6
9.	Larry Anderson (1978-81)	23.5
10.	Ernie Mills (1991-1996)	23.1
Season (Min. 15 Ret.)		
1.	Lynn Chandnois (1952)	35.2
2.	Gary Ballman (1963)	31.7
3.	Mel Blount (1970)	29.7
4.	Lynn Chandnois (1953)	29.0
5.	Antonio Brown (2011)	27.3
6.	Rod Woodson (1989)	27.3
7.	Steve Davis (1973)	26.9
8.	Stefan Logan (2009)	26.7
9.	Jim Butler (1966)	26.7
10.	Chris Rainey (2012)	26.5
11.	Sid Watson (1955)	26.5

Longest Kickoff Returns

1.	Don McCall (11/23/69 at Minnesota)	101 ft
2.	Antwaan Randle El (10/13/02 at Cincinnati)	99 ft
3.	Allen Rossum (9/23/07 vs. San Francisco)	98 ft
4.	Will Blackwell (12/24/00 at San Diego)	98 ft
5.	Will Blackwell (10/9/97 at Baltimore)	97 ft
6.	JuJu Smith-Schuster (12/31/17 vs. Cleveland)	96 ft
7.	Billy Wells (10/13/57 vs. Chicago Cardinals)	96 ft
8.	Larry Anderson (11/25/79 vs. Cleveland)	95 ft
9.	Mike Collier (10/26/75 at Green Bay)	94 ft
10.	Jim Butler (10/30/66 at Dallas)	93 ft
11.	Gary Ballman (11/17/63 at Washington)	93 ft
12.	Lynn Chandnois (10/3/53 vs. N.Y. Giants)	93 ft
13.	Lynn Chandnois (10/12/52 at Philadelphia)	93 ft

STEELERS All-Time Interceptions**Most Interceptions**

Career		
1.	Mel Blount (1970-83)	57
2.	Jack Butler (1951-59)	52
3.	Donnie Shell (1974-87)	51
4.	Rod Woodson (1987-96)	38
5.	Dwayne Woodruff (1979-85, 1987-90)	37
6.	Mike Wagner (1971-80)	36
7.	Troy Polamalu (2003-14)	32
8.	Darren Perry (1992-98)	32
9.	Jack Ham (1971-82)	32
10.	Jack Lambert (1974-84)	28
Season		
1.	Mel Blount (1975)	11
2.	Jack Butler (1957)	10
3.	Howard Hartley (1951)	10
4.	Bill Dudley (1946)	10
5.	Jack Butler (1958)	9
6.	Jack Butler (1953)	9
7.	Rod Woodson (1993)	8
8.	Mike Wagner (1973)	8
9.	Clendon Thomas (1963)	8
10.	Johnny Sample (1961)	8
Game		
1.	Jack Butler (12/13/53 at Washington)	4
2.	Darren Perry (9/11/94 at Cleveland)	3
3.	Richard Shelton (12/22/91 vs. Cleveland)	3
4.	Donnie Shell (11/22/81 at Cleveland)	3
5.	Mike Wagner (9/28/80 vs. Chicago)	3
6.	Mike Wagner (10/28/1973 vs. Cincinnati)	3
7.	Jim Bradshaw (10/24/65 at Philadelphia)	3
8.	Johnny Sample (10/8/1961 at Philadelphia)	3
9.	Dicky Moege (10/9/60 vs. N.Y. Giants)	3
10.	Dean Derby (12/13/58 vs. Chicago Cardinals)	3
11.	Dick Alban (11/2/1958 vs. Washington)	3
12.	Jack Butler (11/3/57 at Baltimore)	3
13.	Claude Hipps (11/30/52 vs. New York Giants)	3

Ed Kissell (10/4/52 vs. Cleveland)	3
Tony Compagno (10/10/48 vs. Washington)	3
16. Many, last time by Minkah Fitzpatrick/Terrell Edmunds (11/22/20 at Jacksonville)	2

Most Interception Return Yards

Career	
1. Jack Butler (1951-59)	827
2. Rod Woodson (1987-96)	779
3. Mel Blount (1970-83)	736
4. Dwayne Woodruff (1979-85, 1987-90)	689
5. Glen Edwards (1971-78)	652
6. Darren Perry (1992-98)	574
7. Mike Wagner (1971-80)	491
8. Donnie Shell (1974-87)	490
9. Troy Polamalu (2003-14)	398
10. Tony Compagno (1946-48)	382

Season	
1. Bill Dudley (1946)	242
2. Chad Scott (2001)	204
3. Glen Edwards (1973)	186
4. Tony Compagno (1948)	179
5. Dewayne Washington (1998)	178
6. Jack Butler (1952)	168
7. Tony Compagno (1947)	163
8. Glen Edwards (1974)	153
9. Joey Porter (2002)	153
10. Jack Butler (1953)	147

Most Touchdowns on Interceptions

Career	
1. William Gay (2007-11, 13-17)	5
Rod Woodson (1987-96)	5
3. Chad Scott (1997-04)	4
Jack Butler (1951-59)	4
5. Troy Polamalu (2003-14)	3
Deshea Townsend (1998-09)	3
Carnell Lake (1989-98)	3
Dwayne Woodruff (1979-85, 1987-90)	3
Tony Compagno (1946-48)	3
10. Minkah Fitzpatrick (2019-20)	2
Tyrone Carter (2004-09)	2
Dewayne Washington (1998-03)	2
Bryan Hinkle (1982-93)	2
Mike Merriweather (1982-87)	2
Donnie Shell (1974-87)	2
Sam Washington (1982-85)	2
Mel Blount (1970-83)	2
Glen Edwards (1971-77)	2
John Rowser (1970-73)	2
Marv Woodson (1964-69)	2
Jim Bradshaw (1963-67)	2

Season	
1. William Gay (2014)	3
2. Chad Scott (2001)	2
Dewayne Washington (1998)	2
Rod Woodson (1994)	2
Sam Washington (1984)	2
Jack Butler (1954)	2
Tony Compagno (1947)	2

Game	
1. Dewayne Washington (11/22/98 vs. Jacksonville; 78, 52)	2
2. Many, last time by Joe Haden (12/2/20 vs. Baltimore)	1

Most Consecutive Games Intercepting Pass

1. Mel Blount (1975)	6
2. Sam Washington (1984)	4
3. Troy Polamalu (2008)	4
4. 19 times, last time by Minkah Fitzpatrick (2019)	3

Longest Interception Returns

1. Martin Kottler (9/27/33 vs. Chicago Cardinals)	99t
2. Minkah Fitzpatrick (11/3/19 vs. Indianapolis)	96t
3. Jack Hinkle (10/9/43 vs. N.Y. Giants)	91
4. Lawrence Timmons (11/30/08 at New England)	89
5. Glen Edwards (9/30/73 at Houston)	86t
6. Joey Porter (9/15/02 vs. Oakland)	84
7. Keyaron Fox (10/25/09 vs. Minnesota)	82t
Jim Bradshaw (10/24/65 at Philadelphia)	82t
Tony Compagno (11/7/48 vs. Green Bay)	82t

10. Russ Craft (10/17/54 vs. Cleveland)

81t

STEELERS All-Time Sacks**Most Quarterback Sacks**

Career	
1. James Harrison (2002, 2004-12, 2014-17)	80.5
2. Jason Gildon (1994-03)	77.0
3. L.C. Greenwood (1969-81)	73.5
4. Joe Greene (1969-81)	66.0
5. Joey Porter (1999-06)	60.0
6. Keith Willis (1982-87; 89-91)	59.0
7. Cameron Heyward (2011-20)	58.0
8. LaMarr Woodley (2007-13)	57.0
9. Greg Lloyd (1988-97)	53.5
10. T.J. Watt (2017-20)	49.5

Season	
1. James Harrison (2008)	16.0
2. T.J. Watt (2020)	15.0
3. Mike Merriweather (1984)	15.0
4. T.J. Watt (2019)	14.5
5. Kevin Greene (1994)	14.0
Keith Willis (1983)	14.0
7. LaMarr Woodley (2009)	13.5
Jason Gildon (2000)	13.5
9. T.J. Watt (2018)	13.0
Chad Brown (1996)	13.0

Game	
1. Joe Greene (12/10/72 at Houston) 5.0	5.0
2. Chad Brown (10/13/96 vs. Cincinnati)	4.5
L.C. Greenwood (11/25/79 vs. Cleveland)	4.5
4. Joey Porter (10/14/01 at Tampa Bay)	4.0
Jerrold Williams (12/22/91 vs. Cleveland)	4.0
Edmund Nelson (9/16/84 vs. L.A. Rams)	4.0
7. James Harrison (11/5/07 vs. Baltimore)	3.5
Keith Willis (10/23/83 at Seattle)	3.5
9. 30 times, last time by T.J. Watt (10/7/18 vs. Atlanta)	3.0

Most Consecutive Games with at Least a Half-Sack

1. LaMarr Woodley (2009-10)	10
2. T.J. Watt (2019)	9
3. Greg Lloyd (1994)	6
Joe Greene (1974)	6
Ernie Holmes (1974)	6
6. Jason Gildon (1998)	5
Chad Brown (1994)	5
Kevin Greene (1993)	5
Keith Willis (1983)	5
Dwight White (1972)	5

STEELERS All-Time Fumble Recoveries**Most Fumble Recoveries**

Career	
1. Ernie Stautner (1950-63)	23
2. Jack Ham (1971-82)	21
3. Donnie Shell (1974-87)	19
4. John Reger (1955-63)	17
Jack Lambert (1974-84)	17
6. Joe Greene (1969-81)	16
7. Carnell Lake (1989-98)	15
Greg Lloyd (1988-97)	15
9. Robin Cole (1977-87)	14
L.C. Greenwood (1969-81)	14
George Tarasovic (1952-63)	14

Season	
1. Jack Lambert (1976)	8
2. Carnell Lake (1989)	5
Donnie Shell (1978)	5
Joe Greene (1978)	5
L.C. Greenwood (1971)	5
Gary Glick (1957)	5
John Reger (1957)	5
John Reger (1955)	5

STEELERS Games Won

Games Won

Season	15 (2004)
Most Consecutive	16 (2004-05)
Most Consecutive (One Season)	14 (2004)

STEELERS Scoring

Most Points

Game	63 (11/30/52 vs. N.Y. Giants)
Season	436 (2014)

Most Points Allowed

Game	55 (11/3/13 at New England)
Season	421 (1988)

Fewest Points

Game	0 (many times, last time 11/26/06 at Baltimore)
Season	51 (1934 - 12 games) 202 (1965 - 14 games) 263 (1998 - 16 games)

Fewest Points Allowed

Game	0 (many times, last time 12/24/11 vs. St. Louis)
Season	117 (1946 - 11 games) 138 (1976 - 14 games) 195 (1978 - 16 games)

Most Points, Combined

Game	98 (12/8/85, San Diego 54, Pittsburgh 44)
Season	804 (2014)

Fewest Points, Combined

Game	0 (10/22/33, Pittsburgh 0, Cincinnati 0)
Season	238 (1940 - 11 games) 339 (1957 - 12 games) 480 (1976 - 14 games) 524 (1992 - 16 games)

Most Touchdowns

Game	9 (11/30/52 vs. N.Y. Giants)
Season	54 (2018)

Fewest Touchdowns

Game	0 (many times, last time 9/8/19 at New England)
Season	6 (1940 - 11 games) 25 (1965 - 14 games) 27 (1998 - 16 games)

Most Touchdowns Allowed

Game	8 (12/8/85 vs. San Diego; 11/23/41 vs. Green Bay)
Season	53 (1965)

Fewest Touchdowns Allowed

Game	0 (several times, last time 11/22/20 at Jacksonville)
Season	14 (1976 - 14 games) 21 (2008 - 16 games)

Most Rushing Touchdowns

Game	5 (9/20/81 vs. N.Y. Jets; 11/7/76 at Kansas City)
Season	33 (1976)

Fewest Rushing Touchdowns

Game	0 (many times, last time 1/3/21 at Cleveland)
Season	2 (1940 - 11 games) 7 (1968 - 14 games) 7 (2019 - 16 games)

Most Rushing Touchdowns Allowed

Game	6 (10/24/53 vs. Green Bay; 10/14/34 at Boston)
Season	20 (1988; 1947)

Fewest Rushing Touchdowns Allowed

Game	0 (many times, last time 12/13/20 at Buffalo Bills)
Season	5 (2010; 2001; 1997; 1982; 1976)

Most Passing Touchdowns

Game	6 (twice, last time 11/21/14 vs. Baltimore)
Season	35 (2018, 2020)

Fewest Passing Touchdowns

Game	0 (many times, last time 12/29/19 at Baltimore)
Season	0 (1945 - 10 games) 10 (1989)

Most Passing Touchdowns Allowed

Game	6 (9/8/91 vs. Buffalo; 8/16/18 vs. Kansas City)
Season	34 (1962)

Fewest Passing Touchdowns Allowed

Game	0 (many times, last time 11/22/20 at Jacksonville)
Season	6 (1946)

Most Defensive Touchdowns

Game	3 (10/10/83 vs. Cincinnati)
Season	7 (1987; 1983)

Most Points After Touchdown

Game	9 (11/30/52 vs. N.Y. Giants)
Season	50 (1979)

Most Points After Touchdown Allowed

Game	7 (9/8/91 at Buffalo; 11/23/69 at Minnesota; 10/30/66 at Dallas)
Season	49 (1969; 1968; 1965)

Most Field Goals

Game	6 (3 times, the last time 12/18/16 at Cincinnati 12/11/02 at Jacksonville; 10/23/88 vs. Denver)
Season	35 (2017)

Most Field Goals Allowed

Game	7 (9/24/67 vs. St. Louis Cardinals)
Season	32 (1998)

STEELERS First Downs

Most First Downs

Game	36 (twice, last time 11/30/14 vs. New Orleans)
Season	379 (2014)

Most First Downs by Opponent

Game	35 (11/23/86 at Cleveland)
Season	327 (2015)

Most First Downs, Combined

Game	60 (10/26/14; Pittsburgh 34 Indianapolis 26)
Season	695 (2018)

Most Rushing First Downs

Game	21 (11/7/76 at Kansas City)
Season	163 (1976)

Most Rushing First Downs Allowed

Game	18 (11/9/69 vs. Chicago Bears)
Season	251 (2018)

Most Passing First Downs

Game	25 (three times, last time 9/16/18 vs. Kansas City)
Season	243 (2014)

Most Passing First Downs Allowed

Game	22 (twice, last time 9/24/18 at Tampa Bay)
Season	231 (2015)

Most First Downs by Penalties

Game	7 (12/18/16 at Cincinnati)
Season	39 (2018)

Most First Downs by Penalties by Opponents

Game	9 (10/30/77 at Baltimore)
Season	40 (1978)

STEELERS Total Net Yards

Most Net Yards Gained

Game	683 (12/13/58 vs. Chicago Cardinals)
Season	6,577 (2014)

Fewest Net Yards Gained

Game	53 (9/10/89 vs. Cleveland)
Season	3,354 (1965 - 14 games) 3,996 (1989 - 16 games)

Most Net Yards Gained by Opponent

Game	610 (11/3/13 at New England)
Season	5,809 (2015)

Fewest Net Yards Gained by Opponent

Game	40 (9/12/99 at Cleveland)
Season	3,074 (1974 - 14 games) 3,795 (2008 - 16 games)

STEELERS Rushing

Most Yards Gained Rushing

Game	361 (10/7/79 at Cleveland)
Season	2,971 (1976)

Fewest Yards Gained Rushing

Game	-3 (11/9/52 vs. Detroit)
Season	1,092 (1966 - 14 games) 1,383 (2013 - 16 games)

Most Yards Gained Rushing by Opponents

Game	426 (11/4/34 at Detroit)
Season	2,193 (1954 - 12 games)

Fewest Yards Gained Rushing by Opponents

Game	-33 (10/2/43 vs. Brooklyn)
Season	1,004 (2010 - 16 games)

Fewest Yards Rushing Allowed (Per Game)

Season	62.8 (2010)
--------	-------------

Most Rushing Attempts

Game	64 (10/10/64 at Cleveland)
Season	653 (1976)

Fewest Rushing Attempts

Game	11 (three times, last time 11/18/18 at Jacksonville)
Season	329 (1946 - 11 games) 345 (2018 - 16 games)

Most Rushing Attempts by Opponents

Game	64 (11/18/51 vs. Washington; 10/18/36 at Chicago Bears)
Season	516 (1988)

Fewest Rushing Attempts by Opponents

Game	6 (10/31/04 vs. New England)
Season	333 (2010)

STEELERS Passing**Most Net Yards Gained Passing**

Game	522 (10/26/14 vs. Indianapolis)
Season	5,008 (2016)

Fewest Net Yards Gained Passing

Game	-16 (10/17/65 vs. St. Louis Cardinals)
Season	650 (1945 - 10 games)
	650 (1941 - 11 games)
	1,666 (1976 - 14 games)
	2,178 (1989 - 16 games)

Most Net Yards Gained Passing by Opponents

Game	422 (9/11/88 vs. Washington)
Season	4,350 (2015)

Fewest Net Yards Gained Passing by Opponents

Game	-28 (12/7/58 at Washington)
Season	1,466 (1974 - 14 games)
	2,394 (1978 - 16 games)

Most Passes Attempted

Game	66 (12/10/17 vs. Baltimore)
Season	689 (2018)

Fewest Passes Attempted

Game	0 (11/13/49 vs. Los Angeles; 11/16/41 vs. Brooklyn)
Season	158 (1941 - 11 games)
	277 (1976 - 14 games)
	358 (2004 - 16 games)

Most Passes Attempted by Opponent

Game	68 (12/30/01 at Cincinnati/OT)
Season	625 (2015)

Fewest Passes Attempted by Opponent

Game	8 (12/14/74 vs. Cincinnati; 12/1/57 at Philadelphia)
Season	162 (1946 - 11 games)
	339 (1974 - 14 games)
	442 (1978 - 16 games)

Most Passes Attempted, Combined

Game	101 (12/10/17; Pittsburgh 66, Baltimore 35)
Season	1,255 (2018)

Most Passes Completed

Game	44 (12/10/17 vs. Baltimore)
Season	459 (2018)

Fewest Passes Completed

Game	0 (11/13/49 vs. L.A. Rams; 11/16/41 vs. Brooklyn)
Season	42 (1941 - 11 games)
	140 (1973 - 14 games)
	210 (1989 - 16 games)

Most Passes Completed by Opponents

Game	43 (9/15/02 vs. Oakland)
Season	402 (2015)

Fewest Passes Completed by Opponents

Game	3 (several times; last time 12/8/02 vs. Houston)
Season	65 (1946 - 11 games)
	147 (1974 - 14 games)
	221 (1978 - 16 games)

STEELERS Sacks**Most Sacks**

Game	10.0 (4 times, last time 10/21/01 at Tampa Bay)
Season	56.0 (2017, 2020)

Most Sacks Allowed

Game	12.0 (11/20/66 vs. Dallas)*
	9.0 (9/4/94 vs. Dallas; 11/26/06 at Baltimore)
Season	52.0 (1983; 1969)*

* Sacks did not become an official NFL stat until 1982.

STEELERS Interceptions**Most Interceptions**

Game	7 (10/13/74 at Kansas City; 11/30/52 vs. N.Y. Giants; 11/2/41 at Washington)
Season	37 (1973)

Fewest Interceptions

Game	0 (last time 12/22/19 at N.Y. Jets)
Season	8 (2018)

Most Interceptions by Opponents

Game	9 (12/12/65 vs. Philadelphia)
Season	35 (1965)

Fewest Interceptions by Opponents

Game	0 (last time 12/29/19 at Baltimore)
Season	9 (2010; 1994)

Most Touchdowns Returned

Game	147 (10/17/54 vs. Cleveland)
Season	673 (1973)

Fewest Yards Interceptions Returned

Game	-3 (12/23/10 vs. Carolina; 10/13/85 at Dallas)
Season	62 (1940)

Most Touchdowns Returned by Opponents

Game	172 (12/12/65 vs. Philadelphia)
Season	646 (1965)

Fewest Interception Return Yards by Opponents

Game	-1 (12/27/15 at Baltimore)
Season	29 (2014)

Most Touchdowns on Interceptions

Game	2 (8 times, last time 12/12/10 vs. Cincinnati)
Season	5 (1987)

Most Touchdowns on Interceptions

Game	3 (9/29/68 vs. Baltimore; 12/12/65 vs. Philadelphia)
Season	6 (1965; 1964)

Most Touchdowns on Interceptions by Opponents

Game	3 (9/29/68 vs. Baltimore; 12/12/65 vs. Philadelphia)
Season	6 (1965; 1964)

STEELERS Punting**Most Punts**

Game	12 (10/15/00 vs. Cincinnati)
Season	97 (1994)

Fewest Punts

Game	0 (3 times, last time 12/26/04 vs. Baltimore)
Season	33 (1945 - 10 games)
	51 (1958 - 12 games)
	59 (1995 - 16 games)

Most Punts by Opponents

Game	12 (9/9/18 at Cleveland)
Season	100 (1979)

Fewest Punts by Opponents

Game	0 (9/17/89 at Cincinnati)
Season	54 (1960; 1954)

Highest Punting Average

Season	47.0 (1961)
---------------	-------------

Highest Punting Average by Opponents

Season	46.1 (2019)
---------------	-------------

Highest Net Punting Average by Opponents

Season	40.9 (2019)
---------------	-------------

Highest Net Punting Average by Opponents

Season	41.8 (2017)
---------------	-------------

STEELERS Punt Returns**Most Punt Returns**

Game	10 (12/16/79 vs. Buffalo)
Season	71 (1976)

Most Punt Returns by Opponents

Game	10 (12/5/93 vs. New England)
Season	51 (1970)

Most Yardage by Punt Returns

Game	178 (11/29/42 vs. Brooklyn)
Season	774 (1974)

Most Yardage by Punt Returns by Opponents

Game	167 (11/6/77 at Denver)
Season	678 (1993)

Most Touchdowns by Punt Returns

Game	1 (last time, 12/8/19 at Arizona)
Season	3 (1952)

Most Touchdowns by Punt Returns by Opponents

Game	2 (10/24/93 at Cleveland; 11/1/59 at Chicago Cardinals)
Season	3 (1993; 1959)

STEELERS Kickoff Returns**Most Kickoff Returns**

Game	9 (9/25/88 at Buffalo)
Season	74 (1988)

Most Kickoff Returns by Opponents

Game	10 (12/18/66 at Atlanta)
Season	88 (1995)

Most Kickoff Return Yardage

Game	226 (11/17/68 vs. Cleveland)
Season	1,581 (2009)

Highest Kickoff Return Average

Season	28.9 (1952)
Most Kickoff Return Yardage by Opponents	
Game	259 (12/18/04 at N.Y. Giants)
Season	1,795 (2009)
Highest Kickoff Return Average by Opponents	
Season	24.7 (1964)
Most Touchdowns by Kickoff Returns	
Game	1 (last time 9/19/10 at Tennessee)
Season	2 (1988; 1952)
Most Touchdowns by Kickoff Returns by Opponents	
Game	1 (many times, last time 12/31/17 vs. Cleveland)
Season	4 (2009)

STEELERS Penalties

Most Penalties	
Game	17 (10/30/77 at Baltimore)
Season	122 (1977)
Most Penalties by Opponents	
Game	14 (4 times, last time 12/16/18 vs. New England)
Season	136 (2018)
Fewest Penalties	
Game	0 (9 times, last time 12/16/12 at Dallas)
Season	69 (2006)
Fewest Penalties by Opponents	
Game	0 (3 times, last time 12/1/02 at Jacksonville)
Season	71 (2001)
Most Penalties Combined, Both Teams	
Game	25 (12/18/05 at Minnesota)
Season	247 (2018)
Fewest Penalties Combined, Both Teams	
Game	0 (11/10/40 vs. Philadelphia; 10/28/34 at Brooklyn)
Season	98 (1941; 1962; 1965)
Most Penalty Yards	
Game	163 (11/21/10 vs. Oakland)
Season	1,026 (2018)
Most Penalty Yards by Opponents	
Game	188 (11/15/15 vs. Cleveland)
Season	1,170 (2018)
Fewest Penalty Yards	
Season	611 (2006)
Fewest Penalty Yards by Opponent	
Season	556 (2007)
Most Penalty Yards Combined, Both Teams	
Game	239 (12/4/17 at Cincinnati; 10/25/70 at Oakland)
Season	2,196 (2018)
Fewest Penalty Yards Combined, Both Teams	
Game	0 (11/10/40 vs. Philadelphia; 10/28/34 at Brooklyn)
Season	858 (1941 - 11 games)
	941 (1965 - 14 games)

1,322 (2001 - 16 games)

STEELERS Fumbles

Most Fumbles	
Game	10 (10/9/43 vs. N.Y. Giants)
Season	47 (1979)
Most Fumbles by Opponents	
Game	9 (12/23/90 vs. Cleveland)
Season	42 (1976)
Most Fumbles Lost	
Game	7 (10/14/79 at Cincinnati)
Season	29 (1950)
Most Fumbles Lost by Opponents	
Game	8 (12/23/90 vs. Cleveland)
Season	24 (1976)

STEELERS Miscellaneous

Most Shutouts	
Season	5 (1976)
Most Shutouts Against	
Season	6 (1934)
Consecutive Quarters Without Scoring a TD	
9 (9/23/90 - 10/7/90)	
Consecutive Quarters Without Allowing a TD	
22 (10/10/76 - 11/21/76)	
21 (10/1/00 - 11/12/00)	

STEELERS By The Half Records

By The Half	
Scoring	35 points (last time in the 1st half vs. Indianapolis 10/26/14)
Total Net Yards	375 (2nd half/OT, 11/10/02 vs. Atlanta)
Turnovers	7 (2nd half, 12/12/65 vs. Philadelphia)
Sacks	8.0 (2nd half, 10/21/01 at Tampa Bay)
Lead	56 points (2nd half, 11/30/52 vs. N.Y. Giants)
Defecit	51 points (2nd half, 9/10/89 vs. Cleveland)

STEELERS By The Quarter Records

By The Quarter	
Scoring	28 points (last time 2nd quarter , 10/26/14 vs. Indianapolis)
Total Net Yards	261 (4th quarter, 11/14/10 vs. New England)
Turnovers	5 (3rd quarter, 9/24/95 vs. Minnesota)
Sacks	6.0 (4th quarter, 10/21/01 at Tampa Bay)

STEELERS First Downs

Year-by-Year First Downs

YEAR		G	Tot.	Run	Pass	Pen.
1969	OFF.	14	210	81	115	14
	DEF.	14	260	101	142	17
1970	OFF.	14	206	84	97	25
	DEF.	14	225	91	120	14
1971	OFF.	14	226	98	111	17
	DEF.	14	225	81	132	12
1972	OFF.	14	228	131	79	18
	DEF.	14	228	79	116	24
1973	OFF.	14	217	111	89	17
	DEF.	14	210	95	91	24
1974	OFF.	14	251	136	98	17
	DEF.	14	200	87	83	30
1975	OFF.	14	288	149	125	14
	DEF.	14	214	91	97	26
1976	OFF.	14	271	163	94	14
	DEF.	14	182	69	96	17
1977	OFF.	14	266	122	124	20
	DEF.	14	228	80	112	36
1978	OFF.	16	316	133	149	34
	DEF.	16	264	105	119	40
1979	OFF.	16	337	141	179	17
	DEF.	16	260	95	135	30
1980	OFF.	16	308	111	177	20
	DEF.	16	302	101	171	30
1981	OFF.	16	318	137	156	25
	DEF.	16	323	114	181	28
1982	OFF.	9	171	69	91	11
	DEF.	9	174	49	111	14
1983	OFF.	16	312	156	141	15
	DEF.	16	278	100	151	27
1984	OFF.	16	302	117	167	18
	DEF.	16	282	87	167	28
1985	OFF.	16	315	125	165	25
	DEF.	16	273	105	144	24
1986	OFF.	16	292	125	140	27
	DEF.	16	303	97	176	30
1987	OFF.	15	263	114	126	23
	DEF.	15	289	94	170	25
1988	OFF.	16	292	125	140	27
	DEF.	16	319	110	181	28
1989	OFF.	16	244	106	117	21
	DEF.	16	323	112	177	34
1990	OFF.	16	263	93	150	20
	DEF.	16	257	102	130	25
1991	OFF.	16	254	82	158	14
	DEF.	16	320	98	194	28
1992	OFF.	16	284	119	143	22
	DEF.	16	266	99	146	21
1993	OFF.	16	307	116	180	11
	DEF.	16	267	74	163	30
1994	OFF.	16	307	138	148	21
	DEF.	16	262	76	156	30
1995	OFF.	16	344	117	193	34
	DEF.	16	272	67	181	24
1996	OFF.	16	296	138	146	12
	DEF.	16	286	80	174	32
1997	OFF.	16	326	154	157	15
	DEF.	16	286	80	174	32
1998	OFF.	16	268	106	135	27
	DEF.	16	266	88	155	23
1999	OFF.	16	295	111	159	25
	DEF.	16	260	92	142	26
2000	OFF.	16	283	124	128	31
	DEF.	16	252	82	153	17
2001	OFF.	16	314	148	150	16
	DEF.	16	254	70	160	24
2002	OFF.	16	343	119	200	24
	DEF.	16	279	77	178	24
2003	OFF.	16	275	77	174	24
	DEF.	16	270	89	155	26
2004	OFF.	16	310	134	147	29
	DEF.	16	248	79	146	23
2005	OFF.	16	297	120	144	33
	DEF.	16	275	75	179	21
2006	OFF.	16	327	100	201	26
	DEF.	16	269	72	176	21
2007	OFF.	16	298	108	179	11
	DEF.	16	249	74	158	17
2008	OFF.	16	290	93	179	18
	DEF.	16	240	73	149	18
2009	OFF.	16	331	96	210	25
	DEF.	16	274	70	186	18
2010	OFF.	16	295	106	175	14
	DEF.	16	272	61	182	29
2011	OFF.	16	341	96	221	24
	DEF.	16	264	82	156	26

2012	OFF.	16	307	80	202	25
	DEF.	16	273	78	169	26
2013	OFF.	16	312	81	207	24
	DEF.	16	303	106	174	23
2014	OFF.	16	379	98	243	38
	DEF.	16	314	88	193	33
2015	OFF.	16	331	91	207	33
	DEF.	16	327	71	231	25
2016	OFF.	16	336	97	210	29
	DEF.	16	313	95	184	34
2017	OFF.	16	348	96	217	35
	DEF.	16	270	89	157	24
2018	OFF.	16	378	88	251	39
	DEF.	16	317	84	200	33
2019	OFF.	16	265	75	147	43
	DEF.	16	304	110	164	30
2020	OFF.	16	322	81	206	35
	DEF.	16	281	94	163	24

STEELERS Offensive & Defensive Statistics

Year-by-Year Offensive & Defensive Statistics

		Total Offense			Rushing			Passing				
		Yards	Plays	Avg.	Yards	Att.	Avg.	Net	Sacks	Gross	Att/Cmp/Int	Pct.
1969	OFF.	3,626	843	4.3	1,542	400	3.9	2,084	52/374	2,458	391/176/29	45.0
	DEF.	4,401	898	4.9	1,732	455	3.8	2,669	33/304	2,973	410/227/25	55.4
1970	OFF.	3,752	844	4.4	1,715	432	4.0	2,037	28/275	2,312	384/150/32	39.1
	DEF.	3,396	906	4.4	1,679	487	3.4	2,317	26/238	2,555	393/191/23	48.6
1971	OFF.	3,882	867	4.5	1,758	416	4.2	2,124	37/322	2,446	414/214/26	51.7
	DEF.	4,248	881	4.8	1,482	440	3.4	2,766	33/294	3,060	408/235/17	57.6
1972	OFF.	4,231	853	5.0	2,520	497	5.1	1,711	32/247	1,958	324/156/12	48.1
	DEF.	3,771	896	4.2	1,715	445	3.9	2,056	40/337	2,393	411/206/28	50.1
1973	OFF.	4,070	894	4.6	2,143	555	3.9	1,927	30/230	2,157	309/140/26	45.3
	DEF.	3,324	880	3.8	1,652	488	3.8	1,672	33/251	1,923	359/164/37	45.7
1974	OFF.	4,375	950	4.6	2,417	546	4.4	1,958	18/196	2,154	386/166/21	43.0
	DEF.	3,074	863	3.6	1,608	472	3.4	1,466	52/406	1,872	339/147/25	43.4
1975	OFF.	4,887	949	5.1	2,633	581	4.5	2,254	31/290	2,544	337/191/12	56.7
	DEF.	3,661	870	4.2	1,825	431	4.2	1,836	43/358	2,194	396/183/27	46.2
1976	OFF.	4,637	957	4.8	2,971	653	4.5	1,666	27/269	1,935	277/143/12	51.6
	DEF.	3,322	866	3.8	1,457	452	3.2	1,865	41/313	1,778	373/158/22	42.4
1977	OFF.	4,645	949	4.9	2,258	581	3.9	2,387	27/245	2,632	341/173/21	50.7
	DEF.	3,692	882	4.2	1,723	493	3.5	1,969	32/285	2,254	357/157/31	44.0
1978	OFF.	4,987	1,046	4.8	2,297	641	3.6	2,690	25/271	2,961	380/212/22	55.8
	DEF.	4,168	999	4.2	1,774	513	3.5	2,394	44/361	2,755	442/221/27	50.0
1979	OFF.	6,258	1,080	5.8	2,603	561	4.6	3,655	27/222	3,877	492/272/26	55.3
	DEF.	4,270	1,035	4.1	1,709	506	3.4	2,561	49/351	2,912	480/226/27	47.1
1980	OFF.	5,554	1,033	5.4	1,986	512	3.9	3,568	37/264	3,832	484/250/24	51.7
	DEF.	5,134	1,036	5.0	1,762	486	3.6	3,372	18/145	3,517	532/280/26	52.6
1981	OFF.	5,598	1,042	5.4	2,372	554	4.3	3,226	27/231	3,457	461/247/19	53.6
	DEF.	5,652	1,084	5.2	1,869	500	3.7	3,783	40/325	4,107	542/302/30	55.7
1982	OFF.	2,970	583	5.1	1,187	289	4.1	1,783	19/139	1,922	275/141/16	51.3
	DEF.	2,874	599	4.8	762	236	3.2	2,112	34/273	2,385	329/176/17	53.5
1983	OFF.	5,014	1,075	4.7	2,610	614	4.3	2,404	52/350	2,754	409/211/23	51.6
	DEF.	4,728	1,006	4.7	1,833	509	3.6	2,895	50/361	3,256	447/238/28	53.2
1984	OFF.	5,420	1,052	5.2	2,179	574	3.8	3,241	35/278	3,519	443/240/25	54.2
	DEF.	4,916	1,016	4.8	1,617	454	3.6	3,299	47/390	3,689	515/299/31	58.1
1985	OFF.	5,350	1,085	4.9	2,177	541	4.0	3,173	33/224	3,397	512/254/27	49.6
	DEF.	4,659	989	4.7	1,876	470	4.0	2,783	36/305	3,088	484/287/20	59.3
1986	OFF.	4,811	1,075	4.5	2,223	564	3.9	2,588	20/159	2,747	491/238/20	48.5
	DEF.	5,252	1,049	5.0	1,872	470	4.0	3,380	43/289	3,669	536/311/20	58.0
1987	OFF.	4,410	973	4.5	2,144	517	4.1	2,266	27/198	2,464	429/198/25	46.2
	DEF.	4,920	962	5.1	1,610	455	3.5	3,310	26/196	3,506	481/290/27	60.3
1988	OFF.	5,204	1,030	5.1	2,228	499	4.5	2,976	42/331	3,307	489/226/20	46.2
	DEF.	5,805	1,067	5.4	1,864	516	3.6	3,941	19/145	4,086	532/309/20	58.1
1989	OFF.	3,996	955	4.2	1,818	500	3.6	2,178	51/484	2,662	404/210/13	52.0
	DEF.	5,549	1,077	5.2	2,008	498	4.0	3,541	31/180	3,721	548/290/21	52.9
1990	OFF.	4,525	897	5.0	1,880	456	4.1	2,645	33/242	2,887	408/237/15	58.1
	DEF.	4,115	940	4.4	1,615	446	3.6	2,500	32/228	2,728	460/236/24	51.3
1991	OFF.	4,581	915	5.0	1,627	394	4.1	2,954	45/359	3,313	476/259/16	54.4
	DEF.	5,168	1,039	5.0	1,582	466	3.4	3,586	38/257	3,843	535/334/19	62.4
1992	OFF.	4,906	989	5.0	2,156	518	4.2	2,750	40/296	3,046	431/249/14	57.8
	DEF.	4,658	949	4.9	1,841	435	4.2	2,817	36/248	3,065	478/252/22	52.7
1993	OFF.	5,235	1,079	4.9	2,003	491	4.1	3,232	48/374	3,606	540/299/12	55.4
	DEF.	4,531	962	4.7	1,368	399	3.4	3,163	42/277	3,440	521/277/24	53.2
1994	OFF.	5,144	1,048	4.9	2,180	546	4.0	2,964	29/264	3,247	463/266/9	57.5
	DEF.	4,326	1,008	4.3	1,452	421	3.5	2,874	55/382	3,256	532/280/17	52.6
1995	OFF.	5,769	1,110	5.2	1,852	494	3.7	3,917	24/176	4,093	592/348/21	58.8
	DEF.	4,561	943	4.8	1,321	370	3.6	3,240	42/272	3,512	531/314/22	59.1
1996	OFF.	5,140	1,002	5.1	2,299	525	4.4	2,841	21/149	2,990	456/246/19	53.9
	DEF.	4,362	1,009	4.3	1,415	411	3.4	2,947	51/369	3,316	547/322/23	58.9
1997	OFF.	5,542	1,058	5.2	2,479	572	4.3	3,063	20/152	3,215	466/253/19	54.3
	DEF.	4,705	1,005	4.7	1,318	403	3.3	3,387	48/294	3,681	554/295/20	53.2
1998	OFF.	4,586	1,014	4.5	2,034	490	4.2	2,552	35/229	2,781	489/274/20	56.0
	DEF.	4,963	1,002	5.0	1,642	479	3.4	3,321	41/238	3,559	482/268/16	55.6
1999	OFF.	4,874	1,067	4.6	1,991	495	4.0	2,883	37/235	3,118	535/301/18	56.3
	DEF.	4,878	953	5.1	1,958	450	4.4	2,920	40/247	3,167	463/245/14	52.9
2000	OFF.	4,766	1,009	4.7	2,248	527	4.3	2,518	43/220	2,738	439/217/10	49.4
	DEF.	4,713	985	4.8	1,693	425	4.0	3,020	39/229	3,249	521/280/17	53.7
2001	OFF.	5,887	1,065	5.5	2,774	580	4.8	3,113	31/182	3,295	442/274/12	60.4
	DEF.	4,137	919	4.5	1,195	339	3.5	2,942	55/367	3,309	525/295/16	56.2

2002	OFF.	5,952	1,097	5.4	2,120	512	4.1	3,832	34/204	4,036	551/350/22	63.5
	DEF.	4,835	982	4.9	1,375	359	3.8	3,460	50/313	3,773	573/336/19	58.6
2003	OFF.	4,792	1,020	4.7	1,488	446	3.3	3,304	42/244	3,548	532/306/17	57.5
	DEF.	4,783	968	4.9	1,741	449	3.9	3,042	35/203	3,245	484/294/14	60.7
2004	OFF.	5,184	1,012	5.1	2,464	618	4.0	2,720	36/250	2,970	295/196/11	66.4
	DEF.	4,134	882	4.7	1,299	357	3.6	2,835	41/225	3,060	484/269/19	55.6
2005	OFF.	5,149	960	5.4	2,223	549	4.0	2,926	32/178	2,969	379/228/14	60.2
	DEF.	4,544	998	4.6	1,376	402	3.4	3,168	47/312	3,480	549/312/15	57.4
2006	OFF.	5,725	1,041	5.5	1,992	469	4.2	2,969	49/293	4,026	523/312/23	59.7
	DEF.	4,805	998	4.9	1,412	408	3.5	3,393	39/226	3,480	529/319/20	60.3
2007	OFF.	5,239	1,000	5.2	2,168	511	4.2	3,071	47/347	3,418	442/282/14	63.8
	DEF.	4,262	933	4.6	1,438	361	4.0	2,824	36/243	3,067	536/292/11	54.5
2008	OFF.	4,991	1,015	4.9	1,690	460	3.7	3,301	49/306	3,607	442/282/14	63.8
	DEF.	3,795	974	3.9	1,284	390	3.3	2,511	51/350	2,861	522/301/20	56.5
2009	OFF.	5,941	1,014	5.9	1,793	428	4.2	4,148	50/348	4,148	536/351/14	65.5
	DEF.	4,885	967	5.1	1,438	372	3.9	3,447	47/314	3,761	548/319/12	58.2
2010	OFF.	5,525	993	5.6	1,924	471	4.1	2,601	43/289	3,890	479/298/9	62.2
	DEF.	4,429	974	4.5	1,004	333	3.0	3,425	48/319	3,744	593/363/21	61.2
2011	OFF.	5,957	1,015	5.9	1,903	434	4.4	4,054	42/279	4,333	539/341/15	63.3
	DEF.	4,348	964	4.5	1,597	399	4.0	2,751	35/230	2,981	530/289/11	54.5
2012	OFF.	5,324	1,023	5.2	1,537	412	3.7	3,787	37/225	4,012	574/354/14	61.7
	DEF.	4,413	951	4.6	1,450	391	3.7	2,963	37/196	3,159	523/299/10	57.2
2013	OFF.	5,400	1,023	5.3	1,383	394	3.5	4,017	43/289	4,306	586/377/14	64.3
	DEF.	5,402	1,036	5.2	1,849	433	4.3	3,553	34/198	3,751	569/329/10	57.8
2014	OFF.	6,577	1,068	6.2	1,752	423	4.1	4,825	33/172	4,997	612/411/10	67.2
	DEF.	5,654	944	6.0	1,605	368	4.4	4,049	33/194	4,243	543/350/11	64.5
2015	OFF.	6,327	1,011	6.3	1,724	388	4.4	4,603	33/219	4,822	590/391/21	66.3
	DEF.	5,809	1,055	5.5	1,459	382	3.8	4,350	48/311	4,661	625/402/17	64.3
2016	OFF.	5,962	1,026	5.8	1,760	409	4.3	4,202	21/175	4,377	596/381/15	63.9
	DEF.	5,482	997	5.5	1,600	369	4.3	3,882	38/259	4,141	590/381/13	64.6
2017	OFF.	6,047	1,051	5.8	1,667	437	3.8	4,380	24/154	4,534	590/384/15	65.1
	DEF.	4,910	940	5.2	1,693	385	4.4	3,271	56/393	3,610	499/297/16	59.5
2018	OFF.	6,453	1,058	6.1	1,445	345	4.2	5,008	24/166	5,174	689/459/17	95.5
	DEF.	5,235	987	5.3	1,538	369	4.2	3,697	52/347	4,044	566/362/8	95.2
2019	OFF.	4,428	937	4.7	1,447	395	3.7	2,981	32/233	3,214	510/315/19	76.1
	DEF.	4,866	1,030	4.7	1,753	462	3.8	3,113	54/342	3,455	514/314/20	79.7
2020	OFF.	5,354	1,043	5.1	1,351	373	3.6	4,129	14/126	4,003	656/428/11	93.5
	DEF.	4,893	996	4.9	1,783	414	4.3	3,494	56/384	3,110	526/298/18	76.7

STEELERS Miscellaneous

Year-by-Year Miscellaneous Offense and Defense Statistics

Year		Punt/Avg.	Pen/Yds.	Fum/Lost	Tot Pts.	TD Run	Pass Ret.	PATs	FGs	T.O.P.
1969	OFF.	65/40.1	67/659	36/20	218	26	8	17	1	26/26 12/25
	DEF.	65/40.1	74/772	25/16	404	50	17	27	6	49/50 17/25
1970	OFF.	78/44.2	82/835	30/16	210	26	13	12	1	24/26 10/28
	DEF.	85/41.9	76/790	29/15	272	32	8	21	3	29/32 15/32
1971	OFF.	79/43.9	88/898	37/16	246	28	10	15	3	27/28 17/27
	DEF.	77/41.5	81/784	27/18	292	32	13	16	3	30/32 22/35
1972	OFF.	66/43.6	81/728	27/14	343	37	22	12	3	35/37 28/41
	DEF.	74/40.3	77/712	37/20	175	18	6	9	3	17/18 15/27
1973	OFF.	62/41.1	84/817	36/14	347	37	12	20	5	36/37 29/43
	DEF.	75/42.4	86/757	41/18	210	22	8	11	3	21/21 19/29
1974	OFF.	78/39.0	104/978	33/19	305	35	19	12	4	33/35 20/29
	DEF.	91/41.2	76/575	38/22	189	22	7	14	1	21/22 12/17
1975	OFF.	69/39.4	89/756	34/23	373	46	22	21	3	44/46 17/21
	DEF.	90/40.1	85/700	22/10	162	19	8	9	2	15/19 11/18
1976	OFF.	76/39.2	111/836	40/19	342	43	33	10	0	40/43 14/26
	DEF.	94/37.4	80/637	42/24	138	14	5	9	0	13/14 14/24
1977	OFF.	73/36.3	122/973	41/28	283	27	20	17	0	34/37 9/14
	DEF.	79/40.3	82/784	28/13	243	29	9	16	4	27/29 14/21
1978	OFF.	66/40.0	108/943	35/17	356	46	16	28	2	44/45 12/26
	DEF.	82/39.4	106/954	33/21	195	22	11	10	1	21/22 14/26
1979	OFF.	68/40.2	108/866	47/26	416	52	25	26	1	50/52 18/30
	DEF.	100/40.0	95/744	32/15	262	31	9	19	3	28/31 16/26
1980	OFF.	66/40.2	111/933	38/18	352	42	15	26	1	39/42 19/28
	DEF.	73/40.7	93/806	23/14	313	37	9	25	3	34/37 19/29
1981	OFF.	84/43.3	97/840	39/22	356	47	21	25	1	38/46 12/17
	DEF.	78/42.1	112/960	31/16	297	35	10	22	3	33/35 18/33
1982	OFF.	49/40.4	59/459	18/9	204	25	7	17	1	22/23 10/12
	DEF.	53/38.1	44/345	17/8	146	17	5	12	0	17/17 9/14
1983	OFF.	80/41.9	99/836	42/20	355	37	17	15	7	38/39 27/31
	DEF.	88/41.1	96/782	34/17	303	39	14	19	4	36/37 15/20
1984	OFF.	70/41.2	112/948	40/15	387	45	13	25	7	45/45 24/32 30/33
	DEF.	90/42.4	107/945	30/11	310	35	12	19	4	34/35 22/28 29/27
1985	OFF.	79/39.1	85/665	31/9	379	40	14	23	3	40/40 33/42 30/52
	DEF.	86/40.9	89/679	34/15	355	43	19	18	6	40/41 19/25 29/08
1986	OFF.	89/38.7	105/876	28/16	307	35	18	16	1	32/34 21/32 29/45
	DEF.	82/39.0	107/876	31/13	336	39	10	22	7	36/38 22/39 30/15
1987	OFF.	82/40.2	105/801	37/8	285	31	11	13	7	31/31 22/29 29/44
	DEF.	70/39.2	95/771	41/17	299	34	8	22	4	31/34 20/26 30/16
1988	OFF.	71/41.5	99/803	40/19	336	36	17	15	4	34/36 28/36 28/31
	DEF.	67/40.7	79/705	35/13	421	49	20	25	4	47/49 26/32 31/29
1989	OFF.	83/40.6	116/986	32/18	265	29	17	10	2	28/29 21/30 28/50
	DEF.	69/40.5	96/785	40/21	365	38	16	17	5	37/38 19/27 31/10
1990	OFF.	66/37.2	110/928	40/17	292	33	11	20	2	32/33 20/25 30/06
	DEF.	64/40.9	89/719	33/18	240	26	13	9	4	26/26 18/28 29/54
1991	OFF.	75/39.9	116/933	37/14	292	32	8	20	4	31/31 23/33 27/05
	DEF.	65/41.6	84/685	27/11	344	38	14	21	3	38/38 26/41 32/55

1992	OFF.	74/42.1	106/941	28/18	299	31	13	15	3	29/31	28/36	32/05
	DEF.	74/42.0	104/814	34/21	225	24	5	15	3	24/24	19/28	27/55
1993	OFF.	89/42.5	100/861	28/15	308	32	13	16	3	32/32	28/30	32/15
	DEF.	82/43.9	77/652	37/14	281	30	6	16	8	29/30	24/29	27/45
1994	OFF.	97/39.7	119/974	18/8	316	35	15	17	3	32/32	24/29	31/58
	DEF.	97/42.2	91/763	31/14	234	23	7	12	4	22/22	24/29	28/02
1995	OFF.	59/40.1	109/839	24/13	407	44	17	21	6	39/39	34/41	32/26
	DEF.	85/43.3	101/931	30/12	327	37	9	24	4	34/34	23/25	27/24
1996	OFF.	72/40.7	84/665	27/14	344	39	18	15	6	37/37	23/30	30/08
	DEF.	86/43.8	97/746	28/17	257	27	7	17	3	26/26	21/26	29/52
1997	OFF.	64/42.6	95/861	25/14	372	44	19	22	3	40/40	22/25	32/05
	DEF.	66/42.5	90/708	26/14	307	31	5	24	1	26/26	21/26	27/55
1998	OFF.	82/43.5	79/690	18/12	263	26	8	13	5	23/23	26/32	30/20
	DEF.	76/45.8	106/854	28/13	303	30	8	17	5	23/24	32/41	29/40
1999	OFF.	84/45.2	119/945	19/7	317	35	14	19	2	30/31	25/29	31/28
	DEF.	92/40.6	101/813	29/14	320	36	10	20	6	34/35	20/26	28/32
2000	OFF.	91/43.3	81/667	24/11	321	35	19	12	4	32/33	25/30	31/27
	DEF.	81/43.3	105/876	25/18	255	24	9	13	2	24/24	29/34	28/33
2001	OFF.	63/41.4	86/737	28/9	352	38	17	16	5	34/37	30/44	34/10
	DEF.	87/42.3	71/585	27/12	212	26	5	19	2	23/24	29/20	25/50
2002	OFF.	63/41.0	90/712	26/14	390	43	15	26	2	35/37	29/40	32/47
	DEF.	77/40.3	106/927	22/17	345	41	16	19	6	37/38	20/26	27/13
2003	OFF.	84/41.4	111/1,005	24/11	300	33	10	19	4	31/32	23/32	30/42
	DEF.	91/40.6	96/709	24/11	327	38	14	20	4	32/25	21/24	29/18
2004	OFF.	67/43.0	99/837	20/8	372	41	16	20	5	40/40	28/33	34/00
	DEF.	79/42.7	104/875	28/13	251	26	8	14	4	24/24	23/27	26/01
2005	OFF.	69/41.7	99/876	22/9	389	45	21	21	3	45/45	24/29	31/16
	DEF.	80/43.3	120/1,031	30/15	258	27	10	15	2	24/25	24/30	28/44
2006	OFF.	66/41.3	69/611	27/14	353	42	16	23	3	41/41	20/27	31/13
	DEF.	86/43.8	104/862	16/9	315	36	9	21	6	36/36	21/27	28/47
2007	OFF.	68/42.4	80/651	21/8	393	46	9	34	3	44/44	23/25	33/18
	DEF.	82/43.0	73/556	30/14	269	31	6	22	3	29/30	18/22	26/42
2008	OFF.	78/39.8	95/812	28/10	347	38	16	19	3	36/37	27/31	31/29
	DEF.	91/42.5	91/801	22/9	223	21	7	12	2	21/21	24/27	28/31
2009	OFF.	72/42.7	85/769	21/11	368	41	10	28	3	41/41	27/31	32/13
	DEF.	86/42.8	102/903	21/10	324	37	7	22	8	32/32	22/29	27/47
2010	OFF.	74/44.3	100/903	22/9	375	41	15	22	4	38/38	29/37	31/53
	DEF.	81/40.4	86/716	28/14	232	22	5	15	2	18/19	26/30	28/07
2011	OFF.	60/44.7	101/854	16/13	325	36	13	21	2	36/36	23/31	32/33
	DEF.	87/43.6	96/777	13/4	227	23	7	15	1	21/21	22/27	27/27
2012	OFF.	78/43.6	92/938	33/16	336	36	8	27	1	34/34	28/31	32/07
	DEF.	88/45.2	100/882	19/10	314	33	9	19	5	30/31	28/33	27/53
2013	OFF.	75/41.1	80/677	16/10	379	41	9	28	4	39/39	30/32	30/53
	DEF.	79/43.0	92/798	21/10	370	41	18	21	2	38/39	28/31	29/07
2014	OFF.	62/43.0	103/834	16/11	436	49	10	33	6	45/45	29/32	32/24
	DEF.	68/45.3	97/835	20/10	368	40	9	30	1	38/38	30/32	27/36
2015	OFF.	59/42.6	94/868	16/7	423	45	16	26	3	32/34	35/42	29/24
	DEF.	70/43.8	121/1,149	27/13	319	35	6	29	0	29/32	26/31	30/36
2016	OFF.	69/44.9	113/1,068	10/3	399	47	13	33	1	37/37	24/28	30/22
	DEF.	70/43.4	109/920	21/10	327	36	15	20	2	32/32	26/31	29/38
2017	OFF.	64/43.2	101/896	15/5	406	43	12	29	2	37/39	35/38	31/56
	DEF.	77/45.1	110/1,041	19/6	308	36	14	20	2	28/31	20/24	28/04
2018	OFF.	64/43.4	111/1,026	21/9	428	54	16	35	2	44/49	16/23	30/41
	DEF.	82/44.0	136/1,170	16/7	360	42	13	27	2	38/39	22/26	29/19
2019	OFF.	74/45.5	111/893	30/11	289	29	7	18	4	28/28	29/31	28/42
	DEF.	73/46.1	115/1,118	33/18	303	32	7	23	2	30/31	25/31	31/18
2020	OFF.	77/45.1	81/691	22/7	416	50	12	35	3	41/45	23/24	30/49
	DEF.	81/45.7	103/980	18/9	312	36	13	22	1	32/33	20/24	29/11

STEELERS Leaders

Year-by-Year Rushing Leaders

Year	Player	Att.	Yards	Avg.	LG	TD
1934	Warren Heller	132	528	4.0		1
1935	Art Strutt	92	323	3.5		1
1936	Warren Heller	106	332	3.1		0
1937	John Karcis	127	513	4.0		3
1938	Byron "Whizzer" White (Rookie)	152	567½	3.7		4
1939	Boyd Brumbaugh	86	282	3.3		2
1940	Lou Tomasetti	68	246	3.6		1
1941	Dick Riffle	109	388	3.6	54	1
1942	Bill Dudley (Rookie)	162	696½	4.3	66	5
1943	Jack Hinkle	116	571	4.9		4
1944	John Grigas	185	610	3.2		3
1945	Buist Warren	96	285	3.0	75	2
1946	Bill Dudley	146	604½	4.1	42	3
1947	Johnny Clement	129	670	5.2	43	4
1948	Bob Cifers	112	361	3.2	21	1
1949	Jerry Nuzum	139	611	4.4	64½	5
1950	Joe Geri	188	705	3.8	47	2
1951	Fran Rogel	109	385	3.5	51	3
1952	Ray Mathews	66	315	4.8	36	0
1953	Fran Rogel	137	527	3.8	58	2
1954	Fran Rogel	111	415	3.7	16	1
1955	Fran Rogel	168	588	3.5	19	2
1956	Fran Rogel	131	476	3.6	40	2
1957	Billy Wells	154	532	3.5	51	0
1958	Tom Tracy	169	714	4.2	64	5
1959	Tom Tracy	199	794	4.0	51	3
1960	Tom Tracy	192	680	3.5	28½	5

1961	John Henry Johnson	213	787	3.7	44	6
1962	John Henry Johnson	251	1,141	4.5	40	7
1963	John Henry Johnson	186	773	4.2	48	4
1964	John Henry Johnson	235	1,048	4.5	45t	7
1965	Dick Hoak	131	426	3.3	42t	5
1966	Bill Asbury	169	544	3.2	45	7
1967	Don Shy (Rookie)	99	341	3.4	33t	4
1968	Dick Hoak	175	858	4.9	77t	3
1969	Dick Hoak	151	531	3.5	13	2
1970	John "Frenchy" Fuqua	138	691	5.0	85t	7
1971	John "Frenchy" Fuqua	155	625	4.0	30t	4
1972	Franco Harris (Rookie)	188	1,055	5.6*	75t	10
1973	Franco Harris	188	698	3.7	35	3
1974	Franco Harris	208	1,006	4.8	54	5
1975	Franco Harris	262	1,246	4.8	36	10
1976	Franco Harris	289	1,128	3.9	30	14*&
	Rocky Bleier	220	1,036	4.7	28	5*
1977	Franco Harris	300	1,162	3.9	61t	11
1978	Franco Harris	310	1,082	3.5	37	8
1979	Franco Harris	267	1,186	4.4	71t	11
1980	Franco Harris	208	789	3.8	26	4
1981	Franco Harris	242	987	4.1	50	8
1982	Franco Harris	140	604	4.3	21	2
1983	Franco Harris	279	1,007	3.6	19	5
1984	Frank Pollard	213	851	4.0	52	6
1985	Frank Pollard	233	991	4.3	56	3
1986	Earnest Jackson	216	910	4.2	31	5
1987	Earnest Jackson	180	696	3.9	39	1
1988	Merril Hoge	170	705	4.1	20	3
1989	Tim Worley (Rookie)	195	770	3.9	38	5
1990	Merril Hoge	203	772	3.8	41t	7
1991	Merril Hoge	165	610	3.7	24	2
1992	Barry Foster	390*&	1,690 **	4.3	69	11^
1993	Leroy Thompson	205	763	3.7	36	3
1994	Barry Foster	216	851	3.9	29t	5
1995	Eric Pegrum	213	813	3.8	38	5
1996	Jerome Bettis	320	1,431	4.5	50t	11
1997	Jerome Bettis	375	1,665	4.4	34	7
1998	Jerome Bettis	316	1,185	3.8	42	3
1999	Jerome Bettis	299	1,091	3.6	35	7
2000	Jerome Bettis	355	1,341	3.8	30	8
2001	Jerome Bettis	225	1,072	4.8	48	4
2002	Amos Zereoue	193	762	3.9	42	4
2003	Jerome Bettis	246	811	3.3	21	7
2004	Jerome Bettis	250	941	3.8	29	13
2005	Willie Parker	255	1,202	4.7	80t	4
2006	Willie Parker	337	1,494	4.4	76	13
2007	Willie Parker	321	1,316	4.1	32	2
2008	Willie Parker	210	791	3.7	34t	5
2009	Rashard Mendenhall	242	1,108	4.6	60	7
2010	Rashard Mendenhall	324	1,273	3.9	50t	13
2011	Rashard Mendenhall	228	928	4.1	68	9
2012	Jonathan Dwyer	156	623	4.0	34	2
2013	Le'Veon Bell (Rookie)	244	860	3.5	43	8
2014	Le'Veon Bell	290^	1,361^	4.7	81	8
2015	DeAngelo Williams	200	907	4.5	55	11%
2016	Le'Veon Bell	261	1,268	4.9	44	7
2017	Le'Veon Bell	321	1,291	4.0	27	9
2018	James Conner	215	973	4.5	30	12%
2019	James Conner	116	464	4.0	25	4
2020	James Conner	169	721	4.3	59	6

^ AFC Leader

*Team Record

& NFL Leader

%Tied for NFL Lead

Year-by-Year Total Yards from Scrimmage Leaders

Year	Player	Total Yards	Rush Yards	Rec. Yards
1947	Johnny Clement	676	670	6
1948	Val Jansante	620	-3	623
1949	Jerry Nuzum	692	611	81
1950	Joe Geri	738	705	33
1951	Lynn Chandraois	772	332	440
1952	Elbie Nickel (TE)	884	0	884
1953	Lynn Chandraois	882	470	412
1954	Ray Mathews	894	242	652
1955	Ray Mathews	949	187	762
1956	Fran Rogel	564	476	88
1957	Jack McClairain	630	0	630
1958	Tom Tracy	1,249	714	535
1959	Tom Tracy	1,067	794	273
1960	Tom Tracy	1,029	680	349
1961	Buddy Dial	1,053	6	1,047
1962	John Henry Johnson	1,367	1,141	226
1963	Buddy Dial	1,295	0	1,295
1964	John Henry Johnson	1,117	1,048	69
1965	Gary Ballman	905	46	859
1966	Roy Jefferson	808	36	772
1967	J.R. Wilburn	767	0	767
1968	Roy Jefferson	1,131	57	1,074
1969	Roy Jefferson	1,125	46	1,079
1970	John "Frenchy" Fuqua	980	691	289

1971	John "Frenchy" Fuqua	1,052	625	427
1972	Franco Harris (Rookie)	1,235	1,055	180
1973	Franco Harris	767	698	69
1974	Franco Harris	1,206	1,006	200
1975	Franco Harris	1,460	1,246	214
1976	Rocky Bleier	1,330	1,036	294
1977	Franco Harris	1,224	1,162	62
1978	Franco Harris	1,226	1,082	144
1979	Franco Harris	1,477	1,186	291
1980	Franco Harris	985	789	196
1981	Franco Harris	1,237	987	250
1982	Franco Harris	853	604	249
1983	Franco Harris	1,285	1,007	278
1984	John Stallworth	1,395	0	1,395
1985	Frank Pollard	1,241	991	250
1986	Walter Abercrombie	1,272	977	395
1987	Ernest Jackson	748	696	52
1988	Merril Hoge	1,192	705	487
1989	Louis Lipps	1,124	180	944
1990	Merril Hoge	1,114	772	342
1991	Merril Hoge	989	610	379
1992	Barry Foster	2,034	1,690*	344
1993	Leroy Thompson	1,022	763	259
1994	Byron "Bam" Morris (Rookie)	1,040	836	204
1995	Yancey Thigpen	1,308	1	1,307
1996	Jerome Bettis	1,553	1,431	122
1997	Jerome Bettis	1,775	1,665	110
1998	Jerome Bettis	1,275	1,185	90
1999	Jerome Bettis	1,201	1,091	110
2000	Jerome Bettis	1,438	1,341	97
2001	Jerome Bettis	1,120	1,072	48
2002	Hines Ward	1,471	142	1,329
2003	Hines Ward	1,224	61	1,163
2004	Hines Ward	1,029	25	1,004
2005	Willie Parker	1,420	1,202	218
2006	Willie Parker	1,716	1,494	222
2007	Willie Parker	1,480	1,316	164
2008	Hines Ward	1,047	4	1,043
2009	Rashard Mendenhall	1,369	1,108	261
2010	Rashard Mendenhall	1,440	1,273	167
2011	Mike Wallace	1,250	57	1,193
2012	Mike Wallace	843	7	836
2013	Antonio Brown	1,503	4	1,499
2014	Le'Veon Bell	2,215**	1,361*	854
2015	Antonio Brown	1,862^	28	1,834^
2016	Le'Veon Bell	1,884^	1,268	616
2017	Le'Veon Bell	1,946^	1,291	655
2018	James Conner	1,470^	973	497
2019	James Washington	735	0	735
2020	Diontae Johnson	938	15	923

^ AFC Leader

*Team Record

& NFL Leader

%Tied for NFL Lead

Year-by-Year Passing Leaders

Year	Player	Att.	Comp.	Yards	TDs	Ints	Rtg.
1934	Warren Heller	112	31	511	2	15	12.5
1935	Warren Heller	41	9	88	0	8	0.0
1936	Ed Matesic	138	64	850	4	16	36.5
1937	Max Fiske	43	17	318	4	4	58.1
1938	Frank Filchock (Rookie)	101	41	469	3	11	25.6
1939	Hugh McCullough (Rookie)	100	32	443	2	12	14.3
1940	Bill Patterson	117	34	529	3	15	14.9
1941	Boyd Brumbaugh	41	13	260	2	8	31.6
1942	Bill Dudley (Rookie)	94	35	438	2	5	37.5
1943	Roy Zimmerman	124	43	846	9	17	44.0
1944	Johnny Grigas	131	50	690	6	21	31.5
1945	Buist Warren	92	36	368	0	10	11.8
1946	Bill Dudley	90	32	452	2	9	20.5
1947	Johnny Clement	123	52	1,004	7	9	59.8
1948	Ray Evans	137	64	924	5	17	41.7
1949	Joe Geri (Rookie)	77	31	554	5	5	60.2
1950	Joe Geri	113	41	866	6	15	42.4
1951	Chuck Ortmann (Rookie)	139	56	671	3	13	24.0
1952	Jim Finks	336	158	2,307	20&	19	66.2
1953	Jim Finks	292	131	1,484	8	14	49.8
1954	Jim Finks	306	164	2,003	14	19	63.4
1955	Jim Finks	344	165	2,270	10	26*	47.7
1956	Ted Marchibroda	275	124	1,585	12	19	49.4
1957	Earl Morrall	289	139	1,900	11	12	64.9
1958	Bobby Layne	268	133	2,339	14	12	78.4
1959	Bobby Layne	297	142	1,986	20	21	62.8
1960	Bobby Layne	209	103	1,814	13	17	66.2
1961	Rudy Bukich	156	89	1,253	11	16	67.2
1962	Bobby Layne	233	116	1,686	9	17	56.2
1963	Ed Brown	362	168	2,982	21	20	71.4
1964	Ed Brown	272	121	1,990	12	19	55.2
1965	Bill Nelsen	270	121	1,917	8	17	52.7
1966	Ron Smith	181	79	1,249	8	12	54.3
1967	Kent Nix	268	136	1,587	8	19	49.5
1968	Dick Shiner	304	148	1,856	18	17	64.5

1969	Dick Shiner	209	97	1,422	7	10	60.3
1970	Terry Bradshaw (Rookie)	218	83	1,410	6	24	30.4
1971	Terry Bradshaw	373	203	2,259	13	22	59.8
1972	Terry Bradshaw	308	147	1,887	12	12	64.1
1973	Terry Bradshaw	180	89	1,183	10	15	54.5
1974	Joe Gilliam	212	96	1,274	4	8	55.4
1975	Terry Bradshaw	286	165	2,055	18	9	88.0
1976	Terry Bradshaw	192	92	1,177	10	9	65.4
1977	Terry Bradshaw	314	162	2,523	17	19	71.4
1978	Terry Bradshaw	368	207	2,915 [*]	28	20	84.7
1979	Terry Bradshaw	472	259	3,724	25	25	77.0
1980	Terry Bradshaw	424	218	3,339	24	22	75.0
1981	Terry Bradshaw	370	201	2,887	22	14	83.9
1982	Terry Bradshaw	240	127	1,768	17	11	81.4
1983	Cliff Stoudt	381	197	2,553	12	21	60.6
1984	Mark Malone	272	147	2,137	16	17	73.4
1985	Mark Malone	233	117	1,428	13	7	75.5
1986	Mark Malone	425	216	2,444	15	18	62.5
1987	Mark Malone	336	156	1,896	6	19	46.7
1988	Bubby Brister	370	175	2,634	11	14	65.3
1989	Bubby Brister	342	187	2,365	9	10	73.1
1990	Bubby Brister	387	223	2,725	20	14	81.6
1991	Neil O'Donnell	286	156	1,963	11	7	78.8
1992	Neil O'Donnell	313	185	2,283	13	9	83.6
1993	Neil O'Donnell	486	270	3,208	14	7	79.5
1994	Neil O'Donnell	370	212	2,443	13	9	78.9
1995	Neil O'Donnell	416	246	2,970	17	7	87.7
1996	Mike Tomczak	401	222	2,767	15	17	71.8
1997	Kordell Stewart	440	236	3,020	21	17	75.2
1998	Kordell Stewart	458	252	2,560	11	18	62.9
1999	Mike Tomczak	258	139	1,526	12	8	75.8
2000	Kordell Stewart	289	151	1,860	11	8	73.6
2001	Kordell Stewart	442	266	3,106	14	11	81.7
2002	Tommy Maddox	377	234	2,836	20	16	85.2
2003	Tommy Maddox	519	298	3,414	18	17	75.3
2004	Ben Roethlisberger (Rookie)	295	196	2,621	17	11	98.1
2005	Ben Roethlisberger	268	168	2,385	17	9	98.6
2006	Ben Roethlisberger	469	280	3,513	18	23	75.4
2007	Ben Roethlisberger	404	264	3,154	32	11	104.1 [*]
2008	Ben Roethlisberger	469	281	3,301	17	15	80.1
2009	Ben Roethlisberger	506	337	4,328	26	12	100.5
2010	Ben Roethlisberger	389	240	3,200	17	5	97.0
2011	Ben Roethlisberger	513	324	4,077	21	14	90.1
2012	Ben Roethlisberger	449	284	3,265	26	8	97.0
2013	Ben Roethlisberger	584	375	4,261	28	14	92.0
2014	Ben Roethlisberger	608	408 [*]	4952 [%]	32	9	103.3
2015	Ben Roethlisberger	469	319	3,938	21	16	94.5
2016	Ben Roethlisberger	509	328	3,819	29	13	95.4
2017	Ben Roethlisberger	561	360	4,251	28	14	93.4
2018	Ben Roethlisberger	675 ^{*&}	452 ^{*&}	5,129 ^{*&}	34 [*]	16	96.5
2019	Mason Rudolph	283	176	1,765	13	9	82.0
2020	Ben Roethlisberger	608	399	3,803	33	10	94.1

^{*} AFC Leader

^{*} Team Record

[&] NFL Leader

[%] Tied for NFL Lead

Year-by-Year Pass Receptions Leaders

Year	Player	No.	Yards	Avg.	LG	TDs
1934	Ben Smith	14	218	15.6		0
1935	Jim Levey	7	112	16		2
1936	Wilbur Sorter	14	197	14.1		1
1937	John "Blood" McNally	10	168	16.8		4
1938	Bill Davidson	12	229	19.1		0
1939	Sam Boyd (Rookie)	21	423	20.1		2
1940	George Platukis	15	290	19.3		2
1941	Don Looney	10	186	18.6	66	1
1942	Walt Kichefski	15	189	12.6	26	0
1943	Tony Bova	17	419	24.6	51	5
1944	Ed Rucinski	22	284	12.9	40t	1
1945	Tony Bova	15	215	14.3	52	0
1946	Val Jansante	10	136	13.6	34	1
1947	Val Jansante	35	599	17.1	46	5
1948	Val Jansante	39	623	16	66t	3
1949	Val Jansante	29	445	15.3	47t	4
1950	Val Jansante	26	353	13.6	40	0
1951	Hank Minarik (Rookie)	35	459	13.1	37	1
1952	Elbie Nickel (TE)	55	884	16.1	54t	9
1953	Elbie Nickel (TE)	62	743	12	40	4
1954	Ray Mathews (RB)	44	652	14.8	78t	6
1955	Ray Mathews (RB)	42	762	18.1	61t	6
1956	Ray Mathews (RB)	31	540	17.4	64t	5
1957	Jack McClairn	46	630	13.7	48t	2
1958	Jimmy Orr	33	910	27.6	78t	7
1959	Jimmy Orr	35	604	17.3	43	5
1960	Buddy Dial	40	972	24.3	70t	9
1961	Buddy Dial	53	1,047	19.8	88t	12
1962	Buddy Dial	50	981	19.6	62	6
1963	Buddy Dial	60	1,295	21.6	83t	9
1964	Gary Ballman	47	935	19.9	47t	7
1965	Gary Ballman	40	859	21.5	87t	5
1966	John Hilton (TE)	46	603	13.1	32t	4

1967	J.R. Wilburn	51	767	15	661	5
1968	Roy Jefferson	58	1,074	18.5	62	11
1969	Roy Jefferson	67	1,079	16.1	63	9
1970	Ron Shanklin (Rookie)	30	691	23	811	4
1971	Ron Shanklin	49	652	13.3	42	6
	John "Frenchy" Fuqua (RB)	49	427	8.7	401	1
1972	Ron Shanklin	38	669	17.6	57	3
1973	Ron Shanklin	30	711	23.7	67	10
1974	Frank Lewis	30	365	12.2	311	4
1975	Lynn Swann	49	781	15.9	431	11
1976	Lynn Swann	28	516	18.4	47	3
1977	Lynn Swann	50	789	15.8	46	7
1978	Lynn Swann	61	880	14.4	62	11
1979	John Stallworth	70	1,183	16.9	651	8
1980	Lynn Swann	44	710	16.1	681	7
1981	John Stallworth	63	1,098	17.4	55	5
1982	Franco Harris (RB)	31	249	8	20	0
1983	Calvin Sweeney	39	577	14.8	42	5
1984	John Stallworth	80	1,395	17.4	51	11
1985	John Stallworth	75	937	12.5	41	5
1986	Walter Abercrombie (RB)	47	395	8.4	27	2
1987	John Stallworth	41	521	12.7	45	2
1988	Louis Lipps	50	973	19.5	891	5
	Merril Hoge (RB)	50	487	9.7	40	3
1989	Louis Lipps	50	944	18.9	791	5
1990	Louis Lipps	50	682	13.6	37	3
1991	Louis Lipps	55	671	12.2	35	2
1992	Jeff Graham	49	711	14.5	51	1
1993	Eric Green (TE)	61	942#	15	711	5
1994	John L. Williams (RB)	51	378	7.4	23	2
1995	Yancey Thigpen	85	1,307	15.4	43	5
1996	Andre Hastings	72	739	10.3	38	6
1997	Yancey Thigpen	79	1,398	17.7	691	7
1998	Courtney Hawkins	66	751	11.4	53	1
1999	Troy Edwards (Rookie)	61	714	11.7	41	5
	Hines Ward	61	638	10.5	42	7
2000	Hines Ward	48	672	14	771	4
2001	Hines Ward	94	1,003	10.7	34	4
2002	Hines Ward	112	1,329	11.9	721	12
2003	Hines Ward	95	1,163	12.2	50	10
2004	Hines Ward	80	1,004	12.6	58	4
2005	Hines Ward	69	975	14.1	851	11
2006	Hines Ward	74	975	13.2	701	6
2007	Hines Ward	71	732	10.3	25	7
2008	Hines Ward	81	1,043	12.9	49	7
2009	Hines Ward	95	1,167	12.3	54	6
2010	Mike Wallace	60	1,257	21	561	10
2011	Mike Wallace	72	1,193	16.6	951	8
2012	Heath Miller (TE)	71	816	11.5	43	8
2013	Antonio Brown	110	1,499	13.6	56	8
2014	Antonio Brown	129&	1,698&	13.2	631	13**
2015	Antonio Brown	136**	1,834**	13.5	59	10
2016	Antonio Brown	106*	1,284	12.1	51	12^
2017	Antonio Brown	101	1,533&	15.2	57	9
2018	JuJu Smith-Schuster	111	1,426	12.8	971^	7
2019	Diontae Johnson	59	680	11.5	45	5
2020	JuJu Smith-Schuster	97	831	8.6	311	9

^ AFC Leader

*Team Record

& NFL Leader

%Tied for NFL Lead

#Team Record for TE

Year-by-Year Scoring

Year	Player	TDs	PATs	FGs	TP
1935	Armand Niccolai	0	10	6	28
1936	Armand Niccolai	0	7	7	28
1937	John "Blood" McNally	5	0	0	30
1938	Byron "Whizzer" White (Rookie)/Bill Sortet	4	0	0	24
1939	Armand Niccolai	0	15	3	24
1940	Armand Niccolai	0	6	6	24
1941	Art Jones	5	0	0	30
1942	Bill Dudley (Rookie)	6	0	0	36
1943	Ernie Steele/Bob Thurbon	6	0	0	36
1944	Bob Thurbon	5	0	0	30
1945	Bill Dudley	3	2	0	20
1946	Bill Dudley	5	12	2	48
1947	Steve Lach	9	0	0	54
1948	Joe Glamp	3	26	4	56
1949	Joe Geri (Rookie)	5	12	1	45
1950	Joe Geri	3	22	8	64
1951	Joe Geri	4	22	7	67
1952	Elbie Nickel (TE)	9	0	0	54
1953	Nick Bolkovac	1	27	4	45
1954	Ray Mathews	8	0	0	48
1955	Ray Mathews	7	0	0	42
1956	Sid Watson	4	10	1	37
1957	Earl Girard	4	2	1	29
1958	Tom Miner	0	31	14	73
1959	Bobby Layne	2	32	11	77
1960	Tom Tracy	9	0	3	63
1961	Buddy Dial	12	0	0	72

	Lou Michaels	0	27	15	72
1962	Lou Michaels	0	32	26	110
1963	Lou Michaels	0	32	21	95
1964	Mike Clark	0	28	13	67
1965	Mike Clark	0	19	11	52
1966	Mike Clark	0	34	21	97
1967	Mike Clark	0	35	12	71
1968	Roy Jefferson	12	0	0	72
1969	Gene Mingo	0	26	12	62
1970	John "Frenchy" Fuqua	9	0	0	54
1971	Roy Gerela	0	27	17	78
1972	Roy Gerela	0	35	28	119
1973	Roy Gerela	0	36	29	123
1974	Roy Gerela	0	33	20	93*
1975	Roy Gerela	0	44	17	95
1976	Franco Harris	14	0	0	84
1977	Franco Harris	11	0	0	66
1978	Roy Gerela	0	44	12	80
1979	Matt Bahr (Rookie)	0	50*	18	104
1980	Matt Bahr	0	39	19	96
1981	Dave Trout (Rookie)	0	38	12	74
1982	Gary Anderson (Rookie)	0	22	10	52
1983	Gary Anderson	0	38	27	119^
1984	Gary Anderson	0	45	24	117^
1985	Gary Anderson	0	40	33&	139^
1986	Gary Anderson	0	32	21	95
1987	Gary Anderson	0	21	22	87
1988	Gary Anderson	0	34	28	118
1989	Gary Anderson	0	28	21	91
1990	Gary Anderson	0	32	20	92
1991	Gary Anderson	0	31	23	100
1992	Gary Anderson	0	29	28	113
1993	Gary Anderson	0	32	28	116
1994	Gary Anderson	0	32	24	104
1995	Norm Johnson	0	39	34	141^
1996	Norm Johnson	0	37	23	106
1997	Norm Johnson	0	40	22	106
1998	Norm Johnson	0	21	26	99
1999	Kris Brown (Rookie)	0	30	25	105
2000	Kris Brown	0	32	25	107
2001	Kris Brown	0	34	30	124
2002	Hines Ward	12	0	0	78
2003	Jeff Reed	0	31	23	100
2004	Jeff Reed	0	40	28	124
2005	Jeff Reed	0	45	24	117
2006	Jeff Reed	0	41	20	101
2007	Jeff Reed	0	44	24	113
2008	Jeff Reed	0	36	27	117
2009	Jeff Reed	0	41	27	122
2010	Rashard Mendenhall	13	0	0	78
2011	Shaun Suisham	0	36	23	105
2012	Shaun Suisham	0	34	28	118
2013	Shaun Suisham	0	39	30	129
2014	Shaun Suisham	0	45	29	132
2015	Chris Boswell	0	26	29	113
2016	Chris Boswell	0	36	21	99
2017	Chris Boswell	0	37	35*	142*
2018	Antonio Brown	15^	0	0	90
2019	Chris Boswell	0	28	29	115
2020	Chris Boswell	0	34	19	91

^ AFC Leader

* Team Record

& NFL Leader

% Tied for NFL Lead

Team Record for TE

Year-by-Year Interceptions

Year	Player	No.	Yards	LG	TDs
1946	Bill Dudley	10&	242*	80t	1
1947	Tony Compagno	4	163	64t	2
	Walt Slater	4	38	38	0
1948	Tony Compagno	7	79	82t	1
1949	Howard Hartley	6	63	41	0
1950	Howard Hartley	5	84	38	0
1951	Howard Hartley	10	69	23	0
1952	Jack Butler	7	168	41	0
1953	Jack Butler	9	147	28	1
1954	Paul Cameron (Rookie)	7	118	32	0
1955	Richie McCabe (Rookie)	3	29	25	0
1956	Jack Butler	6	113	34	0
1957	Jack Butler	10	85	20	0
1958	Jack Butler	9	81	19	0
1959	Dean Derby	7	127	24	0
1960	Dick Moegle	6	49	31	0
1961	John Sample	8	141	42	1
1962	Clendon Thomas	7	48	15	0
1963	Clendon Thomas	8	122	32	0
1964	Brady Keys	2	11	11	0
	Dick Haley	2	11	8	0
	Willie Daniel	2	4	4	0
1965	Jim Bradshaw	5	117	82t	1
1966	Jim Bradshaw	4	82	28	1

	Marv Woodson	4	91	56t	1
	Brady Keys	4	0	0	0
1967	Marv Woodson	7	49	24	0
1968	Paul Martha	3	43	23	0
	Ray May	3	31	25t	1
	Marv Woodson	3	23	12	0
	Clendon Thomas	3	0	0	0
1969	Bob Hohn	5	64	24	0
	Paul Martha	5	37	15	0
1970	Lee Calland	7	38	21	0
1971	John Rowser	4	94	70t	1
1972	Jack Ham	7	83	32t	1
1973	Mike Wagner	8%	134	38	0
1974	Glen Edwards	5	153	59	1
	J.T. Thomas	5	22	14	0
	Jack Ham	5	13	10	0
1975	Mel Blount	11*&	121	47	0
1976	Glen Edwards	6	95	55	0
	Mel Blount	6	75	28	0
1977	Mel Blount	6	65	37	0
1978	Tony Dungy	6	95	65	0
1979	Jack Lambert	6	29	23	0
1980	Donnie Shell	7	135	67	0
1981	Mel Blount	6	106	50t	1
	Jack Lambert	6	76	31	0
1982	Dwayne Woodruff	5*	53	30	0
	Donnie Shell	5*	27	18	0
1983	Rick Woods	5	53	31	0
	Donnie Shell	5	18	18	0
1984	Donnie Shell	7	71	52t	1
1985	Dwayne Woodruff	5	80	33	0
1986	Lupe Sanchez	3	71	67t	1
	Eric Williams	3	44	25	0
	Donnie Shell	3	29	17	0
	Rick Woods	3	26	23	0
	Harvey Clayton	3	18	14	0
	Bryan Hinkle	3	7	6	0
1987	Dwayne Woodruff	5	91	33t	1
1988	Dwayne Woodruff	4	109	78t	1
	Rod Woodson	4	98	29	0
1989	Dwayne Woodruff	4	57	35	0
1990	Rod Woodson	5	67	34	0
1991	Thomas Everett	4	53	27	0
1992	Darren Perry (Rookie)	6	69	34	0
1993	Rod Woodson	8	138	63t	1
1994	Darren Perry	7	112	42	0
1995	Willie Williams	7*	122	63t	1
1996	Rod Woodson	6	121	43t	1
1997	Donnell Woolford	4	91	34	0
	Darren Perry	4	77	42	0
1998	Dewayne Washington	5	178	78t	2
1999	Scott Shields (Rookie)	4	75	25	0
	Dewayne Washington	4	1	1	0
2000	Dewayne Washington	5	59	31	0
	Chad Scott	5	49	33	0
2001	Chad Scott	5	204	62	2
2002	Joey Porter	4	153	84	0
	Brent Alexander	4	37	25	0
2003	Brent Alexander	4	63	34	0
2004	Troy Polamalu	5	58	26t	1
2005	Chris Hope	3	60	55	0
2006	Troy Polamalu	3	51	49	0
	Bryant McFadden	3	39	39	0
2007	Ike Taylor	3	56	51t	1
2008	Troy Polamalu	7	59	23	0
2009	Troy Polamalu	3	17	16	0
	Ryan Clark	3	0	0	0
2010	Troy Polamalu	7	101	45t	1
2011	Troy Polamalu	2	33	33	0
	Ike Taylor	2	29	29	0
	William Gay	2	12	12	0
2012	Lawrence Timmons	3	80	53t	1
2013	Ryan Clark	2	50	37	0
	Cortez Allen	2	43	40t	1
	Troy Polamalu	2	36	19t	1
	Lawrence Timmons	2	26	23	0
2014	William Gay	3	113	52t	3*
	Brice McCain	3	56	31	1
2015	Mike Mitchell	3	16	9	0
2016	Artie Burns	3	13	9	0
	Ryan Shazier	3	0	0	0
2017	Sean Davis	3	76	41	0
	Ryan Shazier	3	2	2	0
2018	Joe Haden	2	0	0	0
2019	Joe Haden	5	20	16	0
	Minkah Fitzpatrick	5	130	96t	1
2020	Minkah Fitzpatrick	4	77	37t	1

* AFC Leader

* Team Record

& NFL Leader

% Tied for NFL Lead

Year-by-Year Sacks

Year	Player	No.
1972	Joe Greene	11
1973	L.C. Greenwood	8.5
1974	Ernie Holmes	11.5
1975	Ernie Holmes	8.5
1976	Joe Greene	6
1977	Steve Furness	8.5
1978	L.C. Greenwood	9
1979	L.C. Greenwood	7
	Steve Furness	7
1980	L.C. Greenwood	5
1981	Gary Dunn	8
1982	Tom Beasley	6
	Gary Dunn	6
1983	Keith Willis	14
1984	Mike Merrweather	15
1985	Keith Willis	5.5
1986	Keith Willis	12
1987	Mike Merrweather	5.5
1988	Tim Johnson	4
1989	Greg Lloyd	7
1990	Gerald Williams	6
1991	Jerrold Williams	9
1992	Greg Lloyd	6.5
1993	Kevin Greene	12.5
1994	Kevin Greene	14
1995	Kevin Greene	9
1996	Kevin Greene	13
1997	Carnell Lake	6
1998	Jason Gildon	11
1999	Jason Gildon	8.5
2000	Jason Gildon	13.5
2001	Jason Gildon	12
2002	Jason Gildon	9
	Joey Porter	9
2003	Kimo von Oelhoffen	8
2004	Aaron Smith	8
2005	Joey Porter	10.5
2006	Joey Porter	7
2007	James Harrison	8.5
2008	James Harrison	16*
2009	LaMarr Woodley	13.5
2010	James Harrison	10.5
2011	James Harrison	9
	LaMarr Woodley	9
2012	James Harrison	6
	Lawrence Timmons	6
2013	Jason Worilds	8
2014	Cameron Heyward	7.5
	Jason Worilds	7.5
2015	Cameron Heyward	7
2016	James Harrison	5
2017	Cameron Heyward	12
2018	T.J. Watt	13
2019	T.J. Watt	14.5*
2020	T.J. Watt	15*&

^ AFC Leader

* Team Record

& NFL Leader

STEELERS 300-Yard Passing Games

300-Yard Passing Games by Steelers

Before 1970 NFL Merger					
Date	Opponent	Score	Player	Yards	TDs
11/16/1952	at Cleveland	[L 29-28]	Jim Finks	306	4
9/26/1954	at Green Bay	[W 21-20]	Jim Finks	327	N/A
11/5/1955	at Chicago Cards	[L 27-13]	Jim Finks	337	N/A
12/13/1958	Chicago Cards	[W 38-21]	Bobby Layne	409	2
12/18/1966	at Atlanta	[W 57-33]	Bill Nelsen	334	N/A
Since 1970 NFL Merger					
Date	Opponent	Score	Player	Att.-Comp.-Yards	TDs Int.
9/22/1974	at Denver (ot)	[T 35-35]	Joe Gilliam	50-31-348	1 1
1-21-79***	vs. Dallas	[W 35-31]	Terry Bradshaw	30-17-318	4 1
11/4/1979	Washington	[W 38-7]	Terry Bradshaw	27-15-311	4 1
11/25/1979	Cleveland	[W 33-30]	Terry Bradshaw	44-30-364	1 1
12/2/1979	Cincinnati	[W 37-17]	Terry Bradshaw	29-17-339	2 1
1/20/1980***	vs. L.A. Rams	[W 31-19]	Terry Bradshaw	21-14-309	2 3
10/26/1980	at Cleveland	[L 27-26]	Cliff Stoudt	37-18-310	0 1
9/6/1981	Kansas City	[L 37-33]	Terry Bradshaw	36-21-319	2 2
1/9/1983*	San Diego	[L 31-28]	Terry Bradshaw	39-28-335	2 2
1/6/1985*	at Miami	[L 45-28]	Mark Malone	36-20-312	3 3
9/30/1985	Cincinnati	[L 37-24]	Mark Malone	44-26-374	3 2
12/21/1986	Kansas City	[L 24-19]	Mark Malone	43-22-351	0 1
9/25/1988	at Buffalo	[L 36-28]	Bubby Brister	36-22-330	2 3
12/4/1988	at Houston	[W 37-34]	Bubby Brister	36-17-311	3 0
10/14/1990	at Denver	[W 34-17]	Bubby Brister	28-21-353	4 0
11/10/1991	at Cincinnati (ot)	[W 33-27]	Neil O'Donnell	39-24-309	3 0
10/24/1993	at Cleveland	[L 28-23]	Neil O'Donnell	39-25-355	0 1
11/20/1994	Miami (ot)	[W 16-13]	Mike Tomczak	42-26-343	0 0
1/15/1995**	San Diego	[L 17-13]	Neil O'Donnell	54-32-349	1 0
10/19/1995	Cincinnati	[L 27-9]	Neil O'Donnell	52-30-359	0 1
11/5/1995	at Chicago (ot)	[W 37-34]	Neil O'Donnell	52-34-341	2 2
11/19/1995	at Cincinnati	[W 49-31]	Neil O'Donnell	31-24-377	3 0
12/24/1995	at Green Bay	[L 24-19]	Neil O'Donnell	55-33-318	1 0
10/7/1996	at Kansas City	[W 17-7]	Mike Tomczak	32-20-338	0 1
10/26/1997	Jacksonville	[W 23-17]	Kordell Stewart	42-25-317	2 1
12/7/1997	Denver	[W 35-24]	Kordell Stewart	29-18-303	3 1
1/2/2000	Tennessee	[L 47-36]	Mike Tomczak	39-21-309	2 1
12/16/2001	at Baltimore	[W 26-21]	Kordell Stewart	31-20-333	2 0
11/10/2002	Atlanta (ot)	[T 34-34]	Tommy Maddox	41-28-473	4 1
12/8/2002	Houston	[L 24-6]	Tommy Maddox	57-30-325	0 2
1/5/2003*	Cleveland	[W 36-33]	Tommy Maddox	38-30-367	3 2
9/14/2003	at Kansas City	[L 41-20]	Tommy Maddox	47-28-336	1 3
9/28/2003	Tennessee	[L 30-13]	Tommy Maddox	47-31-332	0 2
11/17/2003	at San Francisco	[L 30-14]	Tommy Maddox	44-25-327	1 1
11/30/2003	Cincinnati	[L 24-20]	Tommy Maddox	42-28-313	1 1
12/18/2004	at N.Y. Giants	[W 33-30]	Ben Roethlisberger	28-18-316	1 2
12/4/2005	Cincinnati	[L 38-31]	Ben Roethlisberger	41-29-386	3 3
10/29/2006	at Oakland	[L 20-13]	Ben Roethlisberger	37-25-301	1 4
11/5/2006	Denver	[L 31-20]	Ben Roethlisberger	54-38-433	1 3
1/5/2008*	Jacksonville	[L 31-29]	Ben Roethlisberger	42-29-337	2 3
10/5/2008	at Jacksonville	[W 26-21]	Ben Roethlisberger	41-26-309	3 1
11/16/2008	San Diego	[W 11-10]	Ben Roethlisberger	41-31-308	0 1
12/21/2008	Tennessee	[L 31-14]	Ben Roethlisberger	39-25-329	2 2
9/10/2009	Tennessee	[W 13-10]	Ben Roethlisberger	43-33-363	1 2
10/4/2009	San Diego	[W 38-28]	Ben Roethlisberger	33-26-333	2 0
10/19/2009	Cleveland	[W 27-14]	Ben Roethlisberger	35-23-417	2 1
11/22/2009	at Kansas City	[L 27-24]	Ben Roethlisberger	42-32-398	3 2
12/20/2009	Green Bay	[W 37-36]	Ben Roethlisberger	46-29-503	3 0
10/24/2010	at Miami	[W 23-22]	Ben Roethlisberger	27-19-302	2 0
11/14/2010	New England	[L 39-26]	Ben Roethlisberger	49-30-387	3 1
12/23/2010	Carolina	[W 27-3]	Ben Roethlisberger	32-22-320	1 0
9/25/2011	at Indianapolis	[W 23-20]	Ben Roethlisberger	37-25-364	1 1
10/23/2011	at Arizona	[W 32-20]	Ben Roethlisberger	39-26-361	3 0
10/30/2011	New England	[W 25-17]	Ben Roethlisberger	50-36-365	2 1
11/6/2011	Baltimore	[L 23-20]	Ben Roethlisberger	37-20-330	1 1
12/19/2011	at San Francisco	[L 20-3]	Ben Roethlisberger	44-25-330	0 3
9/23/2012	at Oakland	[L 34-31]	Ben Roethlisberger	49-36-384	4 0
10/11/2012	at Tennessee	[L 26-23]	Ben Roethlisberger	40-24-363	1 1
12/16/2012	at Dallas (ot)	[L 27-24]	Ben Roethlisberger	40-24-339	2 1
9/22/2013	Chicago	[L 40-23]	Ben Roethlisberger	41-26-406	2 2
9/29/2013	vs. Minnesota	[L 34-27]	Ben Roethlisberger	51-36-383	1 1
11/3/2013	at New England	[L 55-31]	Ben Roethlisberger	48-28-400	4 2
11/17/2013	Detroit	[W 37-27]	Ben Roethlisberger	45-29-367	4 0
12/8/2013	Miami	[L 34-28]	Ben Roethlisberger	39-23-349	3 0
9/7/2014	Cleveland	[W 30-27]	Ben Roethlisberger	34-23-365	1 1
9/28/2014	Tampa Bay	[L 27-24]	Ben Roethlisberger	40-29-314	3 0
10/26/2014	Indianapolis	[W 51-34]	Ben Roethlisberger	49-40-522&	6& 0
11/2/2014	Baltimore	[W 43-23]	Ben Roethlisberger	37-25-340	6& 0
11/9/2014	at N.Y. Jets	[L 20-13]	Ben Roethlisberger	43-30-343	1 2
11/30/2014	New Orleans	[L 35-32]	Ben Roethlisberger	58-32-435	2 2
12/7/2014	at Cincinnati	[W 42-21]	Ben Roethlisberger	39-25-350	3 0
12/14/2014	at Atlanta	[W 27-20]	Ben Roethlisberger	35-27-360	0 0
12/28/2014	Cincinnati	[W 27-17]	Ben Roethlisberger	38-24-317	2 1
1/3/2015	Baltimore	[L 30-17]	Ben Roethlisberger	45-31-334	1 2
9/10/2015	at New England	[L 28-21]	Ben Roethlisberger	38-26-351	1 1
9/20/2015	San Francisco	[W 43-18]	Ben Roethlisberger	27-21-369	3 0
11/8/2015	Oakland	[W 38-35]	Ben Roethlisberger	44-24-334	2 1
11/15/2015	Cleveland	[W 30-9]	Ben Roethlisberger	33-22-379	3 1

11/29/2015	at Seattle	[L 39-30]	Ben Roethlisberger	55-36-456	1	2
12/6/2015	Indianapolis	[W 45-10]	Ben Roethlisberger	39-24-364	4	0
12/20/2015	Denver	[W 34-27]	Ben Roethlisberger	55-40-380	3	2
1/3/2016	at Cleveland	[W 28-12]	Ben Roethlisberger	36-24-349	3	2
1/17/2016*	at Denver	[L 23-16]	Ben Roethlisberger	37-24-339	0	0
9/12/2016	at Washington	[W 38-16]	Ben Roethlisberger	37-27-300	3	1
10/2/2016	Kansas City	[W 43-14]	Ben Roethlisberger	27-22-300	5	0
10/9/2016	NY Jets	[W 31-13]	Ben Roethlisberger	47-34-380	4	0
11/13/2016	Dallas	[L 35-30]	Ben Roethlisberger	46-37-408	3	0
1/22/2017*	at New England	[L 36-17]	Ben Roethlisberger	47-31-314	1	1
10/8/2017	Jacksonville	[L 30-9]	Ben Roethlisberger	55-33-312	0	5
10/29/2017	at Detroit	[W 20-15]	Ben Roethlisberger	31-17-317	1	1
11/26/2017	Green Bay	[W 31-28]	Ben Roethlisberger	45-33-351	4	2
12/10/2017	Baltimore	[W 39-38]	Ben Roethlisberger	66-44-506	2	0
1/14/2018*	Jacksonville	[L 45-42]	Ben Roethlisberger	58-37-469	5	1
9/9/2018	at Cleveland	[T 21-21 OT]	Ben Roethlisberger	41-23-335	1	3
9/16/2018	Kansas City	[L 42-37]	Ben Roethlisberger	60-39-452	3	0
9/24/2018	at Tampa Bay	[W 30-27]	Ben Roethlisberger	30-27-353	3	1
10/14/2018	at Cincinnati	[W 28-21]	Ben Roethlisberger	46-32-369	1	0
11/8/2018	Carolina	[W 52-21]	Ben Roethlisberger	25-22-328	5	0
11/18/2018	at Jacksonville	[W 20-16]	Ben Roethlisberger	47-27-314	2	3
11/25/2018	at Denver	[L 24-17]	Ben Roethlisberger	56-41-462	1	2
12/23/2018	at New Orleans	[L 31-28]	Ben Roethlisberger	50-33-380	3	0
9/20/2020	Denver	[W 26-21]	Ben Roethlisberger	41-29-311	2	1
11/8/2020	at Dallas	[W 24-19]	Ben Roethlisberger	42-29-306	3	0
11/15/2020	Cincinnati	[W 36-10]	Ben Roethlisberger	46-27-333	4	0
12/7/2020	Washington	[L 23-17]	Ben Roethlisberger	53-33-305	2	1
12/27/2020	Indianapolis	[W 28-24]	Ben Roethlisberger	49-34-341	3	0
1/3/2021	at Cleveland	[L 24-22]	Mason Rudolph	39-22-315	2	1
1/10/2021*	Cleveland	[L 48-37]	Ben Roethlisberger	68&47&501	4	4

Since 1970 NFL Merger
 Total Games with 300-Yards Passing: 109 Wins: 55 Losses: 51 Ties: 3
 Total Home Games with 300-Yards Passing: 59 Wins: 32 Losses: 26 Ties: 1
 Total Away Games with 300-Yards Passing: 47 Wins: 21 Losses: 24 Ties: 2
 Total Neutral Games with 300-Yards Passing: 3 Wins: 2 Losses: 1
 *AFC Playoff Game
 **AFC Championship Game
 ***Super Bowl
 † Game at Wembley Stadium (London)
 &Team Record

300-Yard Passing Games by Opponents

Before 1970 NFL Merger						
Date	Opponent	Score	Player	Att.-Comp.-Yards	TDs	Int.
9/28/1969	at Philadelphia	[L 41-27]	Norm Sneed	30-22-335	5	1
Since 1970 NFL Merger						
Date	Opponent	Score	Player	Att.-Comp.-Yards	TDs	Int.
12/21/1971	N.Y. Giants	[W 17-13]	Fran Tarkenton	41-27-302	1	2
11/2/1975	at Cincinnati	[W 30-24]	Ken Anderson	42-19-331	3	3
9/12/1976	at Oakland	[L 31-28]	Ken Stabler	38-21-342	3	4
12/10/1977	at Cincinnati	[L 17-10]	Ken Anderson	33-15-303	1	1
11/5/1978	New Orleans	[W 20-14]	Archie Manning	32-22-344	1	1
10/7/1979	at Cleveland	[W 51-35]	Brian Sipe	41-22-365	5	3
11/25/1979	Cleveland	[W 33-30]	Brian Sipe	38-23-333	3	1
10/26/1980	at Cleveland	[L 27-26]	Brian Sipe	46-28-349	4	1
11/9/1980	at Tampa Bay	[W 24-21]	Doug Williams	45-21-302	3	1
12/22/1980	at San Diego	[L 26-17]	Dan Fouts	37-21-308	0	0
9/27/1981	New England	[W 27-21]	Matt Cavanaugh	42-22-325	1	1
10/18/1981	at Cincinnati	[L 34-7]	Ken Anderson	28-16-346	2	0
11/15/1981	at Atlanta	[W 34-20]	Steve Bartkowski	50-33-416	2	2
12/20/1981	at Houston	[L 21-20]	Gifford Nielsen	37-24-377	3	2
9/13/1982	at Dallas	[W 36-28]	Danny White	36-25-347	4	2
9/19/1982	Cincinnati	[W 26-20]	Ken Anderson	38-27-323	0	3
1/2/1983	Cleveland	[W 37-21]	Paul McDonald	47-22-313	3	4
1/9/1983*	San Diego	[L 31-28]	Dan Fouts	42-27-333	3	0
9/18/1983	at Houston	[W 40-28]	Archie Manning	35-16-300	1	4
10/16/1983	Cleveland	[W 44-17]	Brian Sipe	49-27-310	0	6
12/2/1984	at Houston	[L 23-20]	Warren Moon	45-27-303	1	3
1/6/1985	at Miami	[L 45-28]	Dan Marino	32-21-421	4	1
12/8/1985	at San Diego	[L 54-44]	Dan Fouts	33-21-372	3	3
11/23/1986	at Cleveland (ot)	[L 37-31]	Bernie Kosar	46-28-414	2	1
9/13/1987	San Francisco	[W 30-17]	Joe Montana	49-34-316	2	3
10/25/1987	Cincinnati	[W 23-20]	Boomer Esiason	32-20-303	2	2
11/1/1987**	at Miami	[L 35-24]	Dan Marino	31-25-332	4	2
11/22/1987	at Cincinnati	[W 30-16]	Boomer Esiason	53-30-409	0	3
12/13/1987	at San Diego	[W 20-16]	Dan Fouts	52-29-334	1	1
9/11/1988	at Washington	[L 30-29]	Doug Williams	52-30-430	2	1
11/6/1988	at Cincinnati	[L 42-7]	Boomer Esiason	23-16-318	3	2
9/17/1989	at Cincinnati	[L 41-10]	Boomer Esiason	27-16-328	2	0
10/29/1989	Kansas City	[W 23-17]	Steve Deberg	36-24-338	1	2
12/31/1989	at Houston (ot)	[W 26-23]	Warren Moon	48-29-315	2	0
9/8/1991	at Buffalo	[L 52-34]	Jim Kelly	43-31-363	6	2
11/10/1991	at Cincinnati (ot)	[W 33-27]	Boomer Esiason	43-32-361	1	1
11/17/1991	Washington	[L 41-14]	Mark Rypien	28-21-325	2	0
11/24/1991	Houston	[W 26-14]	Warren Moon	48-24-324	2	5
12/22/1991	Cleveland	[W 17-10]	Bernie Kosar	49-28-335	1	3
9/6/1992	at Houston	[W 29-24]	Warren Moon	45-29-330	2	5
11/15/1992	Detroit	[W 17-14]	Erik Kramer	37-20-304	1	1
12/13/1993	at Miami	[W 21-20]	Steve Deberg	44-27-344	1	2
11/20/1994	Miami	[L 16-14]	Dan Marino	45-31-312	1	1
12/16/1995	New England	[L 41-27]	Drew Bledsoe	60-39-336	3	1
12/24/1995	at Green Bay	[W 24-19]	Brett Favre	32-23-301	2	0
9/22/1997	at Jacksonville	[L 30-21]	Mark Brunell	42-24-306	1	0

12/6/1998	New England	[L 23-9]	Drew Bledsoe	34-21-327	1	3
12/20/1998	Cincinnati	[L 25-24]	Jeff Blake	36-20-367	1	1
12/2/1999	at Jacksonville	[L 20-6]	Mark Brunell	37-25-308	1	0
9/17/2000	at Cleveland	[L 23-20]	Tim Couch	31-23-316	2	0
12/10/2000	at N.Y. Giants	[L 30-10]	Kerry Collins	35-24-333	2	1
11/25/2001	at Tennessee	[W 34-24]	Steve McNair	37-23-334	2	2
12/30/2001	at Cincinnati	[L 26-23]	John Kitna	68-35-411	2	1
9/15/2002	Oakland	[L 30-17]	Rich Gannon	64-43-403	1	2
10/21/2002	Indianapolis	[W 28-10]	Peyton Manning	48-32-304	1	3
12/29/2002	Baltimore	[W 34-31]	Jeff Blake	26-19-336	2	2
1/5/2003	Cleveland	[W 36-33]	Kelly Holcomb	43-26-429	3	1
1/11/2003	at Tennessee	[L 34-31]	Steve McNair	44-27-338	2	2
10/26/2003	St. Louis	[L 33-21]	Marc Bulger	37-22-375	1	0
11/9/2003	Arizona	[W 28-15]	Jeff Blake	43-23-307	2	0
9/12/2004	Oakland	[W 24-21]	Rich Gannon	37-20-305	2	2
9/25/2005	New England	[L 23-20]	Tom Brady	41-31-372	0	1
11/12/2006	New Orleans	[W 38-31]	Drew Brees	47-31-398	1	0
12/9/2007	at New England	[L 34-13]	Tom Brady	46-32-399	4	0
1/11/2009*	San Diego	[W 35-24]	Philip Rivers	35-21-377	3	1
2/1/2009***	vs. Arizona	[W 27-23]	Kurt Warner	43-31-377	3	1
10/25/2009	Minnesota	[W 27-17]	Brett Favre	50-33-334	0	1
12/6/2009	Oakland	[L 27-24]	Bruce Gradkowski	33-20-308	3	0
12/20/2009	Green Bay	[W 37-36]	Aaron Rodgers	48-26-383	3	0
10/31/2010	at New Orleans	[L 20-10]	Drew Brees	44-34-305	2	1
11/14/2010	New England	[L 39-26]	Tom Brady	43-30-350	3	0
***2/6/2011	vs. Green Bay	[L 31-25]	Aaron Rodgers	39-24-304	3	0
11/6/2011	Baltimore	[L 23-20]	Joe Flacco	47-28-300	1	0
1/9/2012	at Denver (ot)	[L 29-23]	Tim Tebow	21-10-316	2	0
12/16/2012	at Dallas (ot)	[L 27-24]	Tony Romo	42-30-341	2	0
11/3/2013	at New England	[L 55-31]	Tom Brady	33-23-432	4	0
11/17/2013	Detroit	[L 37-27]	Matthew Stafford	46-19-362	2	1
9/28/2014	Tampa Bay	[L 27-24]	Mike Glennon	42-21-302	2	1
10/26/2014	Indianapolis	[W 51-34]	Andrew Luck	45-26-400	3	2
11/2/2014	Baltimore	[W 43-23]	Joe Flacco	45-30-303	2	1
12/7/2014	at Cincinnati	[W 42-21]	Andy Dalton	29-21-302	2	0
12/14/2014	at Atlanta	[W 27-20]	Matt Ryan	37-26-310	2	1
12/21/2014	Kansas City	[W 20-12]	Alex Smith	45-31-311	0	0
9/20/2015	San Francisco	[W 43-18]	Colin Kaepernick	46-33-335	2	0
10/12/2015	at San Diego	[W 24-20]	Philip Rivers	48-35-365	2	1
10/18/2015	Arizona	[W 25-13]	Carson Palmer	45-29-421	1	2
11/8/2015	Oakland	[W 38-35]	Derek Carr	44-24-301	4	1
11/15/2015	Cleveland	[W 30-9]	Johnny Manziel	45-33-372	1	1
11/29/2015	at Seattle	[L 39-30]	Russell Wilson	30-21-345	5	0
9/12/2016	at Washington	[W 38-16]	Kirk Cousins	43-30-329	0	2
9/18/2016	Cincinnati	[W 24-16]	Andy Dalton	54-31-366	1	0
9/25/2016	at Philadelphia	[L 34-3]	Carson Wentz	31-23-301	2	0
11/13/2016	Dallas	[L 35-30]	Dak Prescott	32-22-319	2	0
1/22/2017*	at New England	[L 36-17]	Tom Brady	42-32-384	3	0
10/29/2017	at Detroit	[W 20-15]	Matthew Stafford	45-27-432	0	0
11/16/2017	Tennessee	[W 40-17]	Marcus Mariota	33-22-306	1	4
12/31/2017	Cleveland	[W 28-24]	DeShone Kizer	30-16-314	2	1
9/24/2018	at Tampa Bay	[W 30-27]	Ryan Fitzpatrick	50-30-411	3	3
9/30/2018	Baltimore	[L 26-14]	Joe Flacco	42-28-363	2	0
9/16/2018	Kansas City	[L 42-37]	Patrick Mahomes	28-23-326	6	0
12/9/2018	at Oakland	[L 24-21]	Derek Carr	34-25-322	2	0
12/23/2018	at New Orleans	[L 31-28]	Drew Brees	39-27-326	1	0
9/8/2019	at New England	[L 33-3]	Tom Brady	36-24-341	3	0
9/15/2019	Seattle	[L 28-26]	Russell Wilson	35-29-300	3	0
10/13/2019	at L.A. Chargers	[W 24-17]	Phillip Rivers	44-26-320	2	2

Total Games with Opponent 300-Yards Passing: 105 Wins: 56 Losses: 49

Total Home Games with Opponent 300-Yards Passing: 50 Wins: 35 Losses: 15

Total Away Games with Opponent 300-Yards Passing: 53 Wins: 20 Losses: 33

Total Neutral Games with Opponent 300-Yards Passing: 2 Wins: 1 Losses: 1

*AFC Playoff Game

**AFC Championship Game

***Super Bowl

STEELERS 100-Yard Rushing Games

100-Yard Rushing Games by Steelers

Date	Opponent	Before 1970 NFL Merger		Att./Yards	TDs
		Score	Player		
11-20-38	at Philadelphia	[L 14-7]	Whizzer White	11-133	1
9/13/1942	Philadelphia	[L 24-14]	Bill Dudley	13-107	1
11/1/1942	at N.Y. Giants	[W 17-9]	Bill Dudley	24-135	1
11/22/1942	Chicago Cardinals	[W 19-3]	Dick Riffe	14-104	1
10/13/1946	Boston	[W 16-7]	Bill Dudley	16-112	0
10/20/1946	at Green Bay	[L 17-7]	Bill Dudley	17-133	1
9/26/1948	at Washington	[L 17-14]	Johnny Clement	19-127	1
12/5/1948	N.Y. Giants	[W 38-28]	George Papach	17-148	0
10/23/1949	N.Y. Bulldogs	[W 24-13]	Jerry Nuzum	16-117	2
			George Papach	15-113	0
11/20/1949	at Green Bay	[W 30-7]	Jerry Nuzum	20-168	1
10/7/1950	Cleveland	[L 30-17]	Joe Geri	23-145	0
11/5/1950	at Philadelphia	[W 9-7]	Joe Geri	25-113	0
11/23/1950	at Chicago Cardinals	[W 28-17]	Joe Geri	24-105	2
10/24/1953	Green Bay	[W 31-14]	Fran Rogel	19-168	0
11/28/1954	Chicago Cardinals	[W 20-17]	Fran Rogel	22-102	0
11/18/1956	Chicago Cardinals	[W 14-7]	Lou Baldauci	16-110	0
			Fran Rogel	18-112	1

11/30/1958	Chicago Bears	[W 24-10]	Tom Tracy	17-156	2
12/13/1958	Chicago Cardinals	[W 38-21]	Tank Younger	13-106	0
11/29/1959	Philadelphia	[W 31-0]	Tom Tracy	23-122	0
12/6/1959	at Chicago Bears	[L 27-21]	Tom Tracy	14-109	1
11/27/1960	Washington	[W 22-10]	John Henry Johnson	18-109	0
12/11/1960	Philadelphia	[W 27-21]	John Henry Johnson	19-182	1
10/29/1961	San Francisco	[W 20-10]	John Henry Johnson	15-103	1
11/5/1961	at Cleveland	[W 17-13]	John Henry Johnson	22-105	0
9/30/1962	N.Y. Giants	[L 31-27]	John Henry Johnson	20-113	1
10/6/1962	Philadelphia	[W 13-7]	John Henry Johnson	22-128	0
10/14/1962	at N.Y. Giants	[W 20-17]	John Henry Johnson	22-123	0
11/11/1962	at St. Louis	[W 26-17]	John Henry Johnson	25-138	1
9/22/1963	N.Y. Giants	[W 31-0]	John Henry Johnson	24-123	1
11/10/1963	Cleveland	[W 9-7]	John Henry Johnson	27-131	0
11/17/1963	at Washington	[W 34-28]	John Henry Johnson	34-105	2
12/8/1963	at Dallas	[W 24-19]	Theron Sapp	20-119	1
12/15/1963	at N.Y. Giants	[L 33-17]	John Henry Johnson	14-104	0
10/10/1964	at Cleveland	[W 23-7]	John Henry Johnson	30-200	3
10/25/1964	Philadelphia	[L 34-10]	Clarence Peaks	11-101	1
11/1/1964	Cleveland	[L 30-17]	John Henry Johnson	16-100	1
11/22/1964	at N.Y. Giants	[W 44-17]	John Henry Johnson	23-106	2
10/9/1965	at Cleveland	[L 24-19]	Dick Hoak	15-107	2
9/17/1967	Chicago	[W 41-13]	Willie Asbury	12-107	2
10/29/1967	at New Orleans	[W 14-10]	Don Shy	10-108	1
10/13/1968	at Washington	[L 16-13]	Dick Hoak	12-115	0
10/20/1968	New Orleans	[L 16-12]	Dick Hoak	16-166	1
11/17/1968	Cleveland	[L 45-24]	Earl Gros	13-109	0
12/8/1968	at Dallas	[L 28-7]	Dick Hoak	17-114	0

Before 1970 NFL Merger

Total number of 100-yard rushers: 46

Total games: 44 Wins: 29 Losses: 15 Ties: 0

Total Home games: 24 Wins: 17 Losses: 7 Ties: 0

Total Away games: 20 Wins: 12 Losses: 8 Ties: 0

Total Neutral games: 0 Wins: 0 Losses: 0

Since 1970 NFL Merger

Date	Opponent	Score	Player	Att./Yards	TDs
11/22/1970	at Cincinnati	[L 34-7]	John Fuqua	17-119	1
12/20/1970	at Philadelphia	[L 30-20]	John Fuqua	20-218	2
9/19/1971	at Chicago	[L 17-15]	John Fuqua	17-114	0
10/24/1971	Houston	[W 23-16]	John Fuqua	16-113	1
11/7/1971	Cleveland	[W 26-9]	John Fuqua	30-131	0
10/15/1972	Houston	[W 24-7]	Franco Harris	19-115	1
10/22/1972	New England	[W 33-3]	John Fuqua	17-111	0
10/29/1972	at Buffalo	[W 38-21]	Franco Harris	15-138	2
11/5/1972	Cincinnati	[W 40-17]	Franco Harris	15-101	1
11/12/1972	Kansas City	[W 16-7]	Franco Harris	17-134	1
11/19/1972	at Cleveland	[L 26-24]	Franco Harris	12-136	1
11/26/1972	Minnesota	[W 23-10]	Franco Harris	17-128	1
12/3/1972	Cleveland	[W 30-0]	Franco Harris	20-102	2
9/16/1973	Detroit	[W 24-10]	John Fuqua	26-100	0
10/21/1973	N.Y. Jets	[W 26-14]	Franco Harris	25-102	1
12/3/1973	at Miami	[L 30-26]	Franco Harris	15-105	1
10/6/1974	at Houston	[W 13-7]	Preston Pearson	15-117	1
10/28/1974	Atlanta	[W 24-17]	Franco Harris	28-141	1
11/17/1974	at Cleveland	[W 26-16]	Franco Harris	23-156	0
11/25/1974	at New Orleans	[W 28-7]	Franco Harris	19-114	0
12/8/1974	at New England	[W 21-17]	Franco Harris	29-136	1
12-29-74**	at Oakland	[W 24-13]	Franco Harris	29-111	2
1/12/1975***	at Minnesota	[W 16-6]	Franco Harris	34-158	1
10/26/1975	at Green Bay	[W 16-13]	Rocky Bleier	35-163	0
11/2/1975	at Cincinnati	[W 30-24]	Franco Harris	27-157	0
11/16/1975	Kansas City	[W 28-3]	Franco Harris	17-119	0
11/24/1975	at Houston	[W 32-9]	Franco Harris	21-149	2
12/7/1975	Cleveland	[W 31-17]	Franco Harris	25-103	2
12/13/1975	Cincinnati	[W 35-14]	Franco Harris	20-118	2
12/20/1975	at L.A. Rams	[L 10-3]	Franco Harris	21-126	0
12-27-75*	Baltimore	[W 28-10]	Franco Harris	27-153	1
9/19/1976	Cleveland	[W 31-14]	Franco Harris	25-118	1
10/17/1976	Cincinnati	[W 23-6]	Franco Harris	41-143	2
10/24/1976	at N.Y. Giants	[W 27-0]	Franco Harris	27-106	2
10/31/1976	San Diego	[W 23-0]	Reggie Harrison	13-108	0
11/7/1976	at Kansas City	[W 45-0]	Franco Harris	23-117	2
		[W 45-0]	Rocky Bleier	15-102	0
11/14/1976	Miami	[W 14-3]	Franco Harris	22-110	1
		[W 14-3]	Rocky Bleier	20-110	0
12/5/1976	Tampa Bay	[W 42-0]	Rocky Bleier	29-118	3
12/11/1976	at Houston	[W 21-0]	Franco Harris	23-104	1
		[W 21-0]	Rocky Bleier	22-107	0
12/19/1976*	at Baltimore	[W 40-14]	Franco Harris	18-132	0
9/19/1977	San Francisco	[W 27-0]	Franco Harris	27-100	2
11/20/1977	Dallas	[W 28-13]	Franco Harris	29-179	2
12/4/1977	Seattle	[W 30-20]	Franco Harris	23-103	0
10/8/1978	Atlanta	[W 31-7]	Franco Harris	20-104	0
12/3/1978	at Houston	[W 13-3]	Franco Harris	27-102	0
12/30/1978*	Denver	[W 33-10]	Franco Harris	24-105	2
9/23/1979	Baltimore	[W 17-13]	Sidney Thornton	13-129	0
10/7/1979	at Cleveland	[W 51-35]	Franco Harris	19-153	2
10/22/1979	Denver	[W 42-7]	Franco Harris	17-121	2
10/28/1979	Dallas	[W 14-3]	Franco Harris	18-102	2
11/25/1979	Cleveland	[W 33-30]	Franco Harris	32-151	2
12/16/1979	Buffalo	[W 28-0]	Franco Harris	21-100	2
10/5/1980	at Minnesota	[W 23-17]	Franco Harris	22-102	1

11/30/1980	Miami	[W 23-10]	Franco Harris	28-116	1
9/20/1981	N.Y. Jets	[W 38-10]	Russell Davis	13-100	1
11/1/1981	San Francisco	[L 17-14]	Franco Harris	17-104	0
11/29/1981	L.A. Rams	[W 24-0]	Franco Harris	18-114	1
9/13/1982	at Dallas	[W 36-28]	Franco Harris	24-103	0
12/26/1982	New England	[W 37-14]	Franco Harris	23-101	0
1/2/1983	Cleveland	[W 37-21]	Franco Harris	23-120	1
9/11/1983	at Green Bay	[W 25-21]	Franco Harris	22-118	1
9/18/1983	at Houston	[W 40-28]	Franco Harris	26-115	1
9/25/1983	New England	[L 28-23]	Franco Harris	25-106	0
10/23/1983	at Seattle	[W 27-21]	Franco Harris	31-132	1
12/10/1983	at N.Y. Jets	[W 34-7]	Franco Harris	26-103	0
10/14/1984	at San Francisco	[W 20-17]	Frank Pollard	24-105	0
10/28/1984	Atlanta	[W 35-10]	Frank Pollard	14-111	1
11/25/1984	San Diego	[W 52-24]	Walter Abercrombie	19-109	0
12/16/1984	at L.A. Raiders	[W 13-7]	Walter Abercrombie	28-111	0
11/17/1985	at Houston	[W 30-7]	Frank Pollard	23-123	1
		[W 30-7]	Walter Abercrombie	23-107	1
10/26/1986	Cincinnati	[W 30-9]	Earnest Jackson	21-132	1
		[W 30-9]	Walter Abercrombie	22-109	0
12/7/1986	Detroit	[W 27-17]	Earnest Jackson	28-147	1
12/13/1986	at N.Y. Jets	[W 45-24]	Earnest Jackson	23-101	0
9/13/1987	San Francisco	[W 30-17]	Earnest Jackson	25-103	0
10/4/1987	at Atlanta	[W 28-12]	Earnest Jackson	29-104	1
10/18/1987	Indianapolis	[W 21-7]	Earnest Jackson	24-134	0
11/8/1987	at Kansas City	[W 17-16]	Earnest Jackson	23-125	0
12/6/1987	Seattle	[W 13-9]	Frank Pollard	22-106	1
10/23/1988	Denver	[W 39-21]	Rodney Carter	11-105	1
11/13/1988	Philadelphia	[L 27-26]	Merril Hoge	21-102	0
12/18/1988	Miami	[W 40-24]	Warren Williams	16-117	0
12/3/1989	Houston	[L 23-16]	Tim Worley	18-103	0
12/17/1989	New England	[W 28-10]	Tim Worley	19-104	1
12-31-89*	at Houston	[W 26-23]	Merril Hoge	17-100	1
01-07-90*	at Denver	[L 24-23]	Merril Hoge	16-120	1
12/9/1990	New England	[W 24-3]	Merril Hoge	19-117	2
12/23/1990	Cleveland	[W 35-0]	Barry Foster	16-100	0
9/8/1991	at Buffalo	[L 52-34]	Barry Foster	9-121	1
9/6/1992	at Houston	[W 29-24]	Barry Foster	26-107	1
9/13/1992	N.Y. Jets	[W 27-10]	Barry Foster	33-190	2
9/27/1992	at Green Bay	[L 17-3]	Barry Foster	12-117	0
10/19/1992	Cincinnati	[W 20-0]	Barry Foster	24-108	0
10/25/1992	at Kansas City	[W 27-3]	Barry Foster	24-105	1
11/1/1992	Houston	[W 21-20]	Barry Foster	31-118	1
11/15/1992	Detroit	[W 17-14]	Barry Foster	25-106	10
11/22/1992	Indianapolis	[W 30-14]	Barry Foster	28-168	2
11/29/1992	at Cincinnati	[W 21-9]	Barry Foster	25-102	2
12/6/1992	Seattle	[W 20-14]	Barry Foster	33-125	1
12/20/1992	Minnesota	[L 6-3]	Barry Foster	24-118	1
12/27/1992	Cleveland	[W 23-13]	Barry Foster	26-103	1
1/9/1993*	Buffalo	[L 24-3]	Barry Foster	20-104	0
9/19/1993	Cincinnati	[W 34-7]	Barry Foster	23-103	0
10/10/1993	San Diego	[W 16-3]	Barry Foster	23-110	0
10/17/1993	New Orleans	[W 37-14]	Leroy Thompson	16-101	0
11/7/1993	at Cincinnati	[W 24-16]	Barry Foster	25-120	1
11/15/1993	Buffalo	[W 23-0]	Leroy Thompson	30-108	1
9/18/1994	Indianapolis	[W 31-21]	Barry Foster	31-179	1
10/3/1994	Houston	[W 30-14]	Barry Foster	21-115	1
10/23/1994	at N.Y. Giants	[W 10-6]	Bam Morris	29-146	1
12/4/1994	at Cincinnati	[W 38-15]	Bam Morris	24-108	2
12/18/1994	Cleveland	[W 17-7]	Barry Foster	32-106	1
1/7/1995*	Cleveland	[W 29-9]	Barry Foster	24-133	0
11/13/1995	Cleveland	[W 20-3]	Eric Pegram	26-112	0
11/19/1995	at Cincinnati	[W 49-31]	Barry Foster	16-101	3
12/3/1995	Houston	[W 21-7]	Barry Foster	18-102	1
12/10/1995	at Oakland	[W 29-10]	Eric Pegram	26-122	0
1/6/1996	Buffalo	[W 40-21]	Bam Morris	25-106	2
9/8/1996	Baltimore	[W 31-17]	Jerome Bettis	21-116	1
9/16/1996	Buffalo	[W 24-6]	Jerome Bettis	20-133	2
9/29/1996	Houston	[W 30-16]	Jerome Bettis	29-115	0
10/7/1996	at Kansas City	[W 17-7]	Jerome Bettis	27-103	1
10/13/1996	Cincinnati	[W 20-10]	Jerome Bettis	28-109	0
10/27/1996	at Atlanta	[W 20-17]	Jerome Bettis	26-126	1
11/3/1996	St. Louis	[W 42-6]	Jerome Bettis	19-129	2
11/10/1996	at Cincinnati	[L 34-24]	Jerome Bettis	21-111	2
11/25/1996	at Miami	[W 24-17]	Jerome Bettis	27-119	0
12/1/1996	at Baltimore	[L 31-17]	Jerome Bettis	24-105	0
12/15/1996	San Francisco	[L 25-15]	Eric Pegram	20-103	0
12/22/1996	at Carolina	[L 18-14]	Kordell Stewart	7-102	1
12/29/1996*	Indianapolis	[W 42-14]	Jerome Bettis	25-102	2
9/7/1997	Washington	[W 14-13]	Jerome Bettis	27-134	1
9/22/1997	at Jacksonville	[L 30-21]	Jerome Bettis	21-114	0
10/5/1997	at Baltimore	[W 42-34]	Jerome Bettis	28-137	0
10/12/1997	Indianapolis	[W 24-22]	Jerome Bettis	30-164	1
10/19/1997	at Cincinnati	[W 26-10]	Jerome Bettis	34-135	1
11/3/1997	at Kansas City	[L 13-10]	Jerome Bettis	17-103	0
11/9/1997	Baltimore	[W 37-0]	Jerome Bettis	24-114	1
11/16/1997	Cincinnati	[W 20-3]	Jerome Bettis	25-101	0
11/30/1997	at Arizona	[W 26-20]	Jerome Bettis	36-142	3
12/7/1997	Denver	[W 35-24]	Jerome Bettis	24-125	0
1/11/1998**	Denver	[L 24-21]	Jerome Bettis	23-105	1
9/13/1998	Chicago	[W 17-12]	Jerome Bettis	21-131	1
9/27/1998	Seattle	[W 13-10]	Jerome Bettis	28-138	0

10/11/1998	at Cincinnati	[L 25-20]	Kordell Stewart	7-103	0
10/26/1998	at Kansas City	[W 20-13]	Jerome Bettis	33-119	0
11/9/1998	Green Bay	[W 27-20]	Jerome Bettis	34-100	0
12/20/1998	Cincinnati	[L 25-24]	Jerome Bettis	21-104	1
12/28/1998	at Jacksonville	[L 21-3]	Jerome Bettis	26-139	0
10/17/1999	at Cincinnati	[W 17-3]	Jerome Bettis	26-111	2
12/26/1999	Carolina	[W 30-20]	Jerome Bettis	33-137	1
9/17/2000	at Cleveland	[L 23-20]	Jerome Bettis	24-133	1
10/8/2000	at N.Y. Jets	[W 20-3]	Jerome Bettis	25-107	1
10/15/2000	Cincinnati	[W 15-0]	Jerome Bettis	29-101	0
10/22/2000	Cleveland	[W 22-0]	Jerome Bettis	33-105	1
11/12/2000	Philadelphia	[L 26-23]	Jerome Bettis	30-134	1
12/3/2000	Oakland	[W 21-20]	Jerome Bettis	24-128	0
12/16/2000	Washington	[W 24-3]	Jerome Bettis	25-104	0
9/30/2001	at Buffalo	[W 20-3]	Jerome Bettis	22-114	0
10/7/2001	Cincinnati	[W 16-7]	Jerome Bettis	23-153	0
10/14/2001	at Kansas City	[W 20-17]	Jerome Bettis	19-112	0
10/21/2001	at Tampa Bay	[W 17-10]	Jerome Bettis	17-143	1
11/11/2001	at Cleveland	[W 15-12]	Jerome Bettis	29-163	0
12/23/2001	Detroit	[W 47-14]	Chris Fuamatu-Ma'afala	26-126	0
10/13/2002	at Cincinnati	[W 34-7]	Jerome Bettis	21-109	2
11/3/2002	at Cleveland	[W 23-20]	Amos Zereoue	29-111	0
11/10/2002	Atlanta	[T 34-34]	Amos Zereoue	37-123	0
12/29/2002	Baltimore	[W 34-31]	Amos Zereoue	26-104	2
12/7/2003	Oakland	[W 27-7]	Jerome Bettis	27-106	1
12/21/2003	San Diego	[W 40-24]	Jerome Bettis	32-115	1
9/26/2004	at Miami	[W 13-3]	Duce Staley	22-101	0
10/3/2004	Cincinnati	[W 28-17]	Duce Staley	25-123	0
10/10/2004	Cleveland	[W 34-23]	Duce Staley	21-117	1
10/31/2004	New England	[W 34-20]	Duce Staley	25-125	0
11/7/2004	Philadelphia	[W 27-3]	Jerome Bettis	33-149	0
11/14/2004	at Cleveland	[W 24-10]	Jerome Bettis	29-103	2
11/21/2004	at Cincinnati	[W 19-14]	Jerome Bettis	29-129	0
11/28/2004	Washington	[W 16-7]	Jerome Bettis	31-100	1
12/18/2004	at N.Y. Giants	[W 33-30]	Jerome Bettis	36-140	1
12/26/2004	Baltimore	[W 20-7]	Jerome Bettis	27-117	0
12/26/2004	Buffalo	[W 29-24]	Willie Parker	19-102	0
1/15/2005*	N.Y. Jets	[W 20-17]	Jerome Bettis	27-101	1
9/11/2005	Tennessee	[W 34-7]	Willie Parker	22-161	1
9/18/2005	at Houston	[W 27-7]	Willie Parker	25-111	1
10/23/2005	at Cincinnati	[W 27-13]	Willie Parker	18-131	1
12/11/2005	Chicago	[W 21-9]	Jerome Bettis	17-101	2
12/24/2005	at Cleveland	[W 41-0]	Willie Parker	17-130	1
1/1/2006	Detroit	[W 35-21]	Willie Parker	26-135	0
9/7/2006	Miami	[W 28-17]	Willie Parker	29-115	0
9/24/2006	Cincinnati	[L 28-20]	Willie Parker	31-133	2
10/15/2006	Kansas City	[W 45-7]	Willie Parker	21-109	2
11/12/2006	New Orleans	[W 38-31]	Willie Parker	22-213	2
12/7/2006	Cleveland	[W 27-7]	Willie Parker	32-223	1
12/17/2006	at Carolina	[W 37-3]	Willie Parker	23-132	1
12/31/2006	at Cincinnati	[W 23-17]	Willie Parker	37-134	2
9/9/2007	at Cleveland	[W 34-7]	Willie Parker	27-109	0
9/16/2007	Buffalo	[W 26-3]	Willie Parker	23-126	1
9/23/2007	San Francisco	[W 37-16]	Willie Parker	24-133	0
10/7/2007	Seattle	[W 21-0]	Willie Parker	28-102	0
10/28/2007	at Cincinnati	[W 24-13]	Willie Parker	22-126	1
11/11/2007	Cleveland	[W 31-28]	Willie Parker	25-105	0
12/9/2007	at New England	[L 34-13]	Willie Parker	21-124	0
12/16/2007	Jacksonville	[L 29-22]	Willie Parker	14-100	0
12/20/2007	at St. Louis	[W 41-24]	Najeh Davenport	24-123	1
9/7/2008	Houston	[W 38-17]	Willie Parker	25-138	3
9/14/2008	at Cleveland	[W 10-6]	Willie Parker	28-105	0
10/19/2008	at Cincinnati	[W 38-10]	Mewelde Moore	20-120	2
11/16/2008	San Diego	[W 11-10]	Willie Parker	25-115	0
12/28/2008	Cleveland	[W 31-0]	Willie Parker	23-116	1
1/11/2009*	San Diego	[W 35-24]	Willie Parker	27-146	2
10/4/2009	San Diego	[W 38-28]	Rashard Mendenhall	29-165	2
11/9/2009	at Denver	[W 28-10]	Rashard Mendenhall	22-155	0
12/6/2009	Oakland	[L 27-24]	Rashard Mendenhall	20-103	1
9/12/2010	Atlanta	[W 15-9]	Rashard Mendenhall	22-120	1
9/26/2010	at Tampa Bay	[W 38-13]	Rashard Mendenhall	19-143	1
11/28/2010	at Buffalo	[W 19-16]	Rashard Mendenhall	36-151	1
1/23/2011*	N.Y. Jets	[W 24-19]	Rashard Mendenhall	27-121	1
10/9/2011	Tennessee	[W 38-17]	Jonathan Dwyer	11-107	0
10/16/2011	Jacksonville	[W 17-13]	Rashard Mendenhall	23-146	1
12/24/2011	St. Louis	[W 27-0]	Rashard Mendenhall	18-116	1
1/8/2012*	at Denver	[L 29-23]	Isaac Redman	17-121	0
10/21/2012	at Cincinnati	[W 24-17]	Jonathan Dwyer	17-122	0
10/28/2012	Washington	[W 27-12]	Jonathan Dwyer	17-107	0
11/4/2012	at N.Y. Giants	[W 24-20]	Isaac Redman	26-147	1
12/22/2013	at Green Bay	[W 38-31]	Le'Veon Bell	26-124	1
9/7/2014	Cleveland	[W 30-27]	Le'Veon Bell	21-109	1
9/21/2014	at Carolina	[W 37-19]	Le'Veon Bell	21-147	0
			LeGarrette Blount	10-118	1
11/17/2014	at Tennessee	[W 27-24]	Le'Veon Bell	33-204	1
12/7/2014	at Cincinnati	[W 42-21]	Le'Veon Bell	26-185	2
9/10/2015	at New England	[L 28-21]	DeAngelo Williams	21-127	0
10/1/2015	Baltimore	[L 23-20 OT]	Le'Veon Bell	22-129	1
10/12/2015	at San Diego	[W 24-20]	Le'Veon Bell	21-111	1
10/25/2015	at Kansas City	[L 23-13]	Le'Veon Bell	17-121	0
11/8/2015	Oakland	[W 38-35]	DeAngelo Williams	27-170	2
12/6/2015	Indianapolis	[W 45-10]	DeAngelo Williams	26-134	0

12/27/2015	at Baltimore	[L 20-17]	DeAngelo Williams	17-100	2
9/12/2016	at Washington	[W 38-16]	DeAngelo Williams	26-143	2
10/2/2016	Kansas City	[W 43-14]	Le'Veon Bell	18-144	0
11/20/2016	at Cleveland	[W 24-9]	Le'Veon Bell	28-146	1
11/24/2016	at Indianapolis	[W 28-7]	Le'Veon Bell	23-120	1
12/4/2016	N.Y. Giants	[W 24-14]	Le'Veon Bell	29-118	0
12/11/2016	at Buffalo	[W 27-20]	Le'Veon Bell	33-236	3
12/25/2016	Baltimore	[W 31-27]	Le'Veon Bell	20-122	1
1/8/2017*	Miami	[W 30-12]	Le'Veon Bell	29-167	2
1/15/2017*	at Kansas City	[W 18-16]	Le'Veon Bell	30-170	0
10/1/2017	at Baltimore	[W 26-9]	Le'Veon Bell	35-144	2
10/15/2017	at Kansas City	[W 19-13]	Le'Veon Bell	32-179	1
10/22/2017	Cincinnati	[W 29-14]	Le'Veon Bell	35-134	0
12/17/2017	New England	[L 27-24]	Le'Veon Bell	24-117	0
9/9/2018	at Cleveland	[T 21-21 OT]	James Conner	31-135	2
10/7/2018	Atlanta	[W 41-17]	James Conner	21-110	2
10/14/2018	at Cincinnati	[W 28-21]	James Conner	19-111	2
10/28/2018	Cleveland	[W 33-18]	James Conner	24-146	2
11/4/2018	at Baltimore	[W 23-16]	James Conner	24-107	0
12/16/2018	New England	[W 17-10]	Jaylen Samuels	19-142	0
10/28/2019	Miami	[W 27-14]	James Conner	23-145	1
9/14/2020	at New York Giants	[W 26-16]	Benny Snell Jr.	19-113	0
9/20/2020	Denver	[W 26-21]	James Conner	16-106	1
9/27/2020	Houston	[W 28-21]	James Conner	18-109	1
10/18/2020	Cleveland	[W 38-7]	James Conner	20-101	1

Total Number of 100-yard Rushers: 265

Total Games: 259 Wins: 220 Losses: 37 Ties: 2

Total Home Games: 149 Wins: 133 Losses: 15 Ties: 1

Total Away Games: 109 Wins: 86 Losses: 22 Ties: 1

Total Neutral Games: 1 Wins: 1 Losses: 0

*AFC Playoff Game

**AFC Championship Game

***Super Bowl

100-Yard Rushing Games by Opponents

Before 1970 NFL Merger					
Date	Opponent	Score	Player	Att./Yards	TDs
10/31/1948	Philadelphia	[L 34-7]	Steve Van Buren	22-109	1
10/30/1949	Philadelphia	[L 38-7]	Steve Van Buren	17-103	2
11/6/1949	at Washington	[L 27-14]	Pete Stout	7-107	2
11/13/1949	L.A. Rams	[T 7-7]	Dick Hoerner	22-100	0
11/20/1949	at Green Bay	[W 30-7]	Tony Canadeo	21-116	0
11/27/1949	at Philadelphia	[L 34-17]	Steve Van Buren	27-205	0
9/24/1950	at Detroit	[L 10-7]	Bobby Layne	15-118	0
10/29/1950	at Cleveland	[L 45-7]	Marion Motley	11-188	1
10/21/1951	at Cleveland	[L 17-0]	Emerson Cole	17-126	0
11/18/1951	Washington	[W 22-7]	Rob Goode	22-108	2
12/16/1951	at Washington	[W 20-10]	Rob Goode	22-107	0
11/9/1952	Detroit	[L 31-6]	Bob Hoernschemeyer	20-107	0
11/20/1954	San Francisco	[L 31-3]	Joe Perry	21-122	1
			John Henry Johnson	17-124	1
11/28/1954	Chicago Cardinals	[W 20-17]	Ollie Matson	10-115	0
11/5/1955	at Chicago Cardinals	[L 27-13]	Ollie Matson	13-130	0
11/20/1955	at Cleveland	[L 41-14]	Fred Morrison	17-140	0
11/27/1955	Washington	[L 23-14]	Leo Elter	19-136	2
12/4/1955	Cleveland	[L 30-7]	Fred Morrison	13-104	0
12/11/1955	at Washington	[L 28-17]	Jin Monachino	15-104	0
11/25/1956	at Chicago Cardinals	[L 38-27]	Ollie Matson	16-159	2
10/5/1958	Cleveland	[L 45-12]	Jim Brown	17-129	3
10/19/1958	at Cleveland	[L 27-10]	Jim Brown	19-153	1
			Bobby Mitchell	13-108	0
12/7/1958	at Washington	[T 14-14]	Don Bosseler	25-145	2
10/18/1959	at Washington	[W 27-6]	Don Bosseler	18-136	0
11/22/1959	at Cleveland	[W 21-20]	Jim Brown	15-111	0
10/30/1960	Green Bay	[L 19-13]	Jim Taylor	25-105	1
12/18/1960	at St. Louis	[L 38-7]	John David Crow	24-203	0
10/22/1961	Cleveland	[L 30-28]	Bobby Mitchell	14-119	3
			Jim Brown	29-114	0
11/5/1961	at Cleveland	[W 17-13]	Jim Brown	18-110	1
9/23/1962	at Dallas	[W 30-28]	Don Perkins	20-108	2
11/25/1962	at Cleveland	[L 35-14]	Jim Brown	19-110	2
10/5/1963	at Cleveland	[L 35-23]	Jim Brown	21-175	1
11/3/1963	at Green Bay	[L 33-14]	Jim Taylor	30-141	1
10/4/1964	at Philadelphia	[L 21-7]	Timmy Brown	16-116	0
			Earl Gros	19-129	0
10/18/1964	at Minnesota	[L 30-10]	Tommy Mason	14-114	0
11/1/1964	Cleveland	[L 30-17]	Jim Brown	23-149	0
10/9/1965	at Cleveland	[L 24-19]	Jim Brown	29-168	1
11/28/1965	Cleveland	[L 42-21]	Jim Brown	20-146	3
10/8/1966	at Cleveland	[L 41-20]	Leroy Kelly	19-113	2
			Ernie Green	16-103	0
12/4/1966	at Philadelphia	[L 27-23]	Jack Concannon	15-129	1
10/7/1967	at Cleveland	[L 21-10]	Ernie Green	11-108	0
10/5/1968	at Cleveland	[L 31-24]	Leroy Kelly	25-128	1
11/24/1968	San Francisco	[L 45-28]	Ken Willard	21-110	2
11/9/1969	at Chicago	[L 38-7]	Gale Sayers	28-112	2
11/30/1969	at St. Louis	[L 47-10]	Cleophus Edwards	13-128	1

*AFC Playoff Game

Before 1970 NFL Merger

Total Number of Opponent 100-Yard rushers: 50

Total Games with Opponent 100-Yard Rusher: 45 Wins: 7 Losses: 36 Ties: 2

Total Home Games with Opponent 100-Yard Rusher: 15 Wins: 1 Losses: 13 Ties: 1

Total Away Games with Opponent 100-Yard Rusher: 30 Wins: 6 Losses: 23 Ties: 1

Since 1970 NFL Merger

Date	Opponent	Score	Player	Att./Yards	TDs
10/25/1970	at Oakland	[L 31-14]	Hewitt Dixon	19-106	0
11/22/1970	at Cincinnati	[L 34-7]	Paul Robinson	18-119	1
11/7/1971	Cleveland	[W 26-9]	Leroy Kelly	22-102	1
10/8/1972	at Dallas	[L 17-13]	Calvin Hill	23-108	1
10/29/1972	at Buffalo	[W 38-21]	O.J. Simpson	22-189	1
11/19/1972	at Cleveland	[L 26-24]	Leroy Kelly	21-107	0
10/14/1973	at Cincinnati	[L 19-7]	Boobie Clark	28-112	1
9/22/1974	at Denver	[T 35-35 OT]	Otis Armstrong	19-131	0
9/28/1975	Buffalo	[L 30-21]	O.J. Simpson	23-227	1
10/19/1975	Chicago	[W 34-3]	Mike Adamle	17-110	0
10/4/1976	at Minnesota	[L 17-6]	Chuck Foreman	27-148	2
10/23/1977	Houston	[W 27-10]	Ronnie Coleman	26-114	0
11/13/1977	Cleveland	[W 35-31]	Greg Pruitt	19-108	0
11/27/1977	at N.Y. Jets	[W 23-20]	Scott Dierking	23-107	0
11/12/1978	at L.A. Rams	[L 10-7]	John Capeletti	20-106	0
12/10/1979	at Houston	[L 20-17]	Earl Campbell	33-109	0
11/23/1980	at Buffalo	[L 28-13]	Joe Cribbs	24-110	0
12/22/1980	at San Diego	[L 26-17]	Chuck Muncie	26-114	1
12/7/1981	at Oakland	[L 30-27]	Kenny King	11-102	0
12/12/1982	at Buffalo	[L 13-0]	Joe Cribbs	30-143	0
01-09-83*	San Diego	[L 31-28]	Chuck Muncie	25-126	0
10/16/1983	Cleveland	[W 44-17]	Boyce Green	28-137	2
10/30/1983	Tampa Bay	[W 17-12]	James Wilder	42-126	0
11/24/1983	at Detroit	[L 45-3]	Billy Sims	26-106	2
12/4/1983	Cincinnati	[L 23-10]	Pete Johnson	38-126	2
1/1/1984*	at L.A. Raiders	[L 38-10]	Marcus Allen	13-121	2
12/9/1984	Cleveland	[W 23-20]	Earnest Byner	15-103	0
9/30/1985	Cincinnati	[L 37-24]	James Brooks	18-133	2
10/13/1985	at Dallas	[L 27-13]	Tony Dorsett	21-113	1
12/15/1985	Buffalo	[W 30-24]	Greg Bell	19-123	1
12/21/1985	at N.Y. Giants	[L 28-10]	Joe Morris	36-202	3
9/7/1986	at Seattle	[L 30-0]	Curt Warner	21-114	0
11/9/1986	at Buffalo	[L 16-12]	Robb Riddick	25-108	1
11/23/1986	at Cleveland	[L 37-31 OT]	Kevin Mack	24-106	1
12/13/1986	at N.Y. Jets	[W 45-24]	Freeman McNeil	23-137	0
10/11/1987	at L.A. Rams	[L 31-21]	Charles White	33-166	1
11/1/1987	at Miami	[L 35-24]	Troy Stadford	19-110	1
11/15/1987	Houston	[L 23-3]	Mike Rozier	29-112	0
11/6/1988	at Cincinnati	[L 42-7]	Ickey Woods	10-110	3
12/11/1988	at San Diego	[L 20-14]	Gary Anderson	26-170	0
9/17/1989	at Cincinnati	[L 41-10]	James Brooks	20-113	1
10/8/1989	Cincinnati	[L 26-16]	James Brooks	17-127	2
10/29/1989	Kansas City	[W 23-17]	Christian Okoye	23-101	0
11/5/1989	at Denver	[L 34-7]	Bobby Humphrey	25-105	2
12/3/1989	Houston	[L 23-16]	Lorenzo White	23-115	1
11/18/1990	at Cincinnati	[L 27-3]	James Brooks	20-105	0
9/8/1991	at Buffalo	[L 52-34]	Thurman Thomas	15-107	0
11/3/1991	at Denver	[L 20-13]	Greg Lewis	19-111	1
11/28/1991	at Dallas	[L 20-10]	Emmitt Smith	32-109	1
9/6/1992	at Houston	[W 29-24]	Lorenzo White	13-100	0
11/8/1992	at Buffalo	[L 28-20]	Thurman Thomas	37-155	1
11/29/1992	at Cincinnati	[W 21-9]	Harold Green	16-116	0
12/20/1992	Minnesota	[L 6-3]	Terry Allen	33-172	0
01-09-93*	Buffalo	[L 24-3]	Kenneth Davis	10-104	0
12/19/1993	Houston	[L 26-17]	Gary Brown	20-100	0
12/26/1993	at Seattle	[L 16-6]	Jon Vaughn	26-131	0
9/4/1994	Dallas	[W 26-9]	Emmitt Smith	31-179	1
9/25/1994	at Seattle	[W 30-13]	Chris Warren	26-126	1
9/3/1995	Detroit	[L 23-20]	Barry Sanders	21-108	0
9/24/1995	Minnesota	[W 44-24]	Robert Smith	15-115	1
12/16/1995	New England	[L 41-27]	Curtis Martin	20-120	0
12/10/1996	at Baltimore	[L 31-17]	Bam Morris	28-100	0
1/5/1997	at New England	[L 28-3]	Curtis Martin	19-166	3
11/11/1998*	Denver	[L 24-21]	Terrell Davis	26-139	1
9/20/1998	at Miami	[L 21-0]	Karim Abdul-Jabbar	33-108	1
11/1/1998	Tennessee	[L 41-31]	Eddie George	34-153	1
9/19/1999	at Baltimore	[W 23-20]	Ernie Rhee	35-101	1
11/7/1999	at San Francisco	[W 27-6]	Charlie Garner	20-166	0
11/28/1999	Cincinnati	[L 27-20]	Corey Dillon	23-120	0
12/2/1999	at Jacksonville	[L 20-6]	James Stewart	30-145	1
12/12/1999	Baltimore	[L 31-24]	Priest Holmes	18-130	1
9/3/2000	Baltimore	[L 16-0]	Priest Holmes	29-119	0
11/19/2000	Jacksonville	[L 34-24]	Fred Taylor	30-234	3
11/26/2000	Cincinnati	[W 48-28]	Corey Dillon	23-128	2
10/14/2001	at Kansas City	[W 20-17]	Priest Holmes	20-150	2
9/29/2002	Cleveland	[W 16-13]	Jamel White	16-105	1
10/6/2002	at New Orleans	[L 32-29]	Deuce McAllister	23-123	2
11/10/2002	Atlanta	[T 34-34]	Warrick Dunn	20-129	1
9/14/2003	at Kansas City	[L 41-20]	Priest Holmes	26-122	3
10/5/2003	Cleveland	[L 33-13]	William Green	33-115	0
12/14/2003	at N.Y. Jets	[L 6-0]	Curtis Martin	30-174	0
12/28/2003	at Baltimore	[L 13-10]	Jamal Lewis	27-114	1
10/3/2004	Cincinnati	[W 28-17]	Rudi Johnson	24-123	1
11/28/2005	at Indianapolis	[L 26-7]	Edgerrin James	29-124	1
11/18/2007	at N.Y. Jets	[L 19-16]	Thomas Jones	30-117	0
12/16/2007	Jacksonville	[L 29-22]	Fred Taylor	25-147	1
12/27/2009	Baltimore	[W 23-20]	Ray Rice	30-141	0
9/11/2011	at Baltimore	[L 35-7]	Ray Rice	19-107	1
10/2/2011	at Houston	[L 17-10]	Arian Foster	30-155	1

12/24/2011	St. Louis	[W 27-0]	Steven Jackson	24-103	0
9/23/2012	at Oakland	[L 34-31]	Darren McFadden	18-113	1
11/12/2012	Kansas City	[W 16-13]	Jamaal Charles	23-100	1
09-29-13*	at Minnesota	[L 34-27]	Adrian Peterson	23-140	2
10/27/2013	at Oakland	[L 21-18]	Terrelle Pryor	9-106	1
11/3/2013	at New England	[L 55-31]	Stevan Ridley	26-115	2
12/8/2013	Miami	[L 34-28]	Daniel Thomas	16-105	1
9/7/2014	Cleveland	[W 30-27]	Terrance West	16-100	0
10/20/2014	Houston	[W 30-23]	Arian Foster	20-102	0
11/30/2014	New Orleans	[L 35-32]	Mark Ingram	23-122	0
12/28/2014	Cincinnati	[W 27-17]	Jeremy Hill	23-100	0
10/1/2015	Baltimore	[L 23-20 OT]	Justin Forsett	27-150	0
10/25/2015	at Kansas City	[L 23-13]	Charcandrick West	22-110	1
10/16/2016	at Miami	[L 30-15]	Jay Ajayi	25-204	2
10/23/2016	New England	[L 27-16]	LeGarrette Blount	24-127	2
11/13/2016	Dallas	[L 35-30]	Ezekiel Elliott	21-114	2
1/1/2017	Cleveland	[W 27-24]	Isaiah Crowell	19-152	0
9/24/2017	at Chicago	[L 23-17 OT]	Jordan Howard	23-140	2
10/8/2017	Jacksonville	[L 30-9]	Leonard Fournette	28-181	2
12/10/2017	Baltimore	[W 39-38]	Alex Collins	18-120	1
12/25/2017	at Houston	[W 34-6]	Alfred Blue	16-108	0
1/14/2018*	Jacksonville	[L 45-42]	Leonard Fournette	25-109	3
11/25/2018	at Denver	[L 24-17]	Phillip Lindsay	14-110	1
12/30/2018	Cincinnati	[W 16-13]	Joe Mixon	13-105	0
12/29/2019	at Baltimore	[L 28-10]	Gus Edwards	21-130	0
11/1/2020	at Baltimore	[W 28-24]	J.K. Dobbins	15-113	0
1/3/2021	at Cleveland	[L 24-22]	Nick Chubb	14-108	1

*AFC Playoff Game

*Game at Wembley Stadium (London)

Total number of Opponent 100-yard rushers: 116

Total Games with Opponent 100-Yard Rushers: 116 Wins: 33 Losses: 27 Ties: 2

Total Home Games with Opponent 100-Yard Rushers: 50 Wins: 22 Losses: 27 Ties: 1

Total Away Games with Opponent 100-Yard Rushers: 65 Wins: 11 Losses: 53 Ties: 1

Total Neutral Games with Opponent 100-Yard Rushers: 1 Wins: 0 Losses: 1 Ties: 0

STEELERS 100-Yard Receiving Games

100-Yard Receiving Games by Steelers

Date	Opponent	Before 1970 NFL Merger		Rec./Yards	TDs
		Score	Player		
10/10/1948	Washington	[W 10-7]	Val Jansante	6-104	0
12/12/1948	at L.A. Rams	[L 31-14]	Val Jansante	6-104	0
9/25/1949	N.Y. Giants	[W 28-7]	Elbie Nickel	4-107	1
10/30/1949	Philadelphia	[L 38-7]	Val Jansante	8-110	1
12/4/1949	at Chicago Bears	[L 30-21]	Elbie Nickel	7-192	1
10/1/1951	N.Y. Giants	[T 13-13]	Lynn Chandnois	3-104	0
10/14/1951	San Francisco	[L 28-24]	Elbie Nickel	5-149	2
12/16/1951	at Washington	[W 20-10]	Henry Minarik	8-121	0
11/9/1952	Detroit	[L 31-6]	Lynn Chandnois	8-109	0
11/16/1952	at Cleveland	[L 29-28]	Ray Mathews	5-126	2
		[L 29-28]	Elbie Nickel	9-120	1
11/30/1952	N.Y. Giants	[W 63-7]	Dick Hensley	7-154	2
12/14/1952	at L.A. Rams	[L 28-14]	Elbie Nickel	10-202	1
9/27/1953	at Detroit	[L 38-21]	Elbie Nickel	6-107	2
10/11/1953	Chicago Cardinals	[W 31-28]	Lynn Chandnois	6-110	0
11/8/1953	at Cleveland	[L 34-16]	Ray Mathews	4-113	1
10/17/1954	Cleveland	[W 55-27]	Ray Mathews	5-152	3
11/5/1955	at Chicago Cardinals	[L 27-13]	Ray Mathews	6-156	1
11/13/1955	Detroit	[L 31-28]	Lynn Chandnois	8-108	0
11/27/1955	Washington	[L 23-14]	Sid Watson	7-128	1
10/28/1956	at Cleveland	[W 24-16]	Lowell Perry	2-112	1
11/25/1956	at Chicago Cardinals	[L 38-27]	Ray Mathews	7-119	1
11/3/1957	at Baltimore	[W 19-13]	Ray Mathews	6-165	2
10/26/1958	at N.Y. Giants	[L 17-6]	Tank Younger	6-165	0
11/2/1958	Washington	[W 24-16]	Jimmy Orr	5-133	1
11/9/1958	at Philadelphia	[W 31-24]	Ray Mathews	3-115	1
		[W 31-24]	Tom Tracy	5-116	3
11/23/1958	at Chicago Cardinals	[W 27-20]	Jimmy Orr	3-116	1
		[W 27-20]	Tom Tracy	5-125	0
11/30/1958	Chicago Bears	[W 24-10]	Jimmy Orr	5-163	1
12/7/1958	at Washington	[T 14-14]	Jimmy Orr	4-123	1
12/13/1958	Chicago Cardinals	[W 38-21]	Tom Tracy	7-106	0
		[W 38-21]	Jack McClairn	9-139	0
		[W 38-21]	Jimmy Orr	6-205	3
10/4/1959	Washington	[L 23-17]	Pete Brewster	8-123	1
10/25/1959	N.Y. Giants	[L 21-16]	Buddy Dial	4-146	1
12/6/1959	at Chicago Bears	[L 27-21]	Buddy Dial	4-106	1
9/24/1960	at Dallas	[W 35-28]	Preston Carpenter	5-116	2
10/2/1960	at Cleveland	[L 28-20]	Preston Carpenter	3-100	0
10/23/1960	at Washington	[T 27-27]	Buddy Dial	7-187	1
11/13/1960	at N.Y. Giants	[L 27-24]	Buddy Dial	4-121	1
9/17/1961	at Dallas	[L 27-24]	Buddy Dial	5-137	1
10/22/1961	Cleveland	[L 30-28]	Buddy Dial	9-235	2
11/5/1961	at Cleveland	[W 17-13]	Bob Schnelker	7-160	1
11/12/1961	Dallas	[W 37-7]	Buddy Dial	6-148	2
11/19/1961	at N.Y. Giants	[L 42-21]	Buddy Dial	7-117	2
12/17/1961	at St. Louis	[L 20-0]	Red Mack	5-101	0
10/21/1962	Dallas	[L 42-27]	Buddy Dial	9-157	2
11/4/1962	Minnesota	[W 39-31]	Buddy Dial	6-103	0
12/2/1962	St. Louis	[W 19-7]	Buddy Dial	7-186	0

12/16/1962	at Washington	[W 27-24]	Buddy Dial	2-101	1
9/15/1963	at Philadelphia	[T 21-21]	Buddy Dial	7-116	0
10/5/1963	at Cleveland	[L 35-23]	Red Mack	6-130	0
		[L 35-23]	Buddy Dial	7-144	2
10/13/1963	at St. Louis	[L 24-23]	Red Mack	3-124	1
10/20/1963	Washington	[W 38-27]	Buddy Dial	6-155	1
10/27/1963	Dallas	[W 27-21]	Red Mack	3-129	1
		[W 27-21]	Buddy Dial	7-162	3
11/10/1963	Cleveland	[W 9-7]	Buddy Dial	5-114	0
11/17/1963	at Washington	[W 34-28]	Gary Ballman	8-161	1
12/1/1963	Philadelphia	[T 20-20]	Gary Ballman	7-128	2
12/8/1963	at Dallas	[W 24-19]	Buddy Dial	2-103	1
12/15/1963	at N.Y. Giants	[L 33-17]	Gary Ballman	6-104	1
9/27/1964	Dallas	[W 23-17]	Gary Ballman	5-135	1
11/8/1964	at St. Louis	[L 34-30]	Gary Ballman	6-125	2
11/22/1964	at N.Y. Giants	[W 44-17]	Gary Ballman	5-117	1
11/29/1964	St. Louis	[L 21-20]	Clendon Thomas	4-113	0
10/31/1965	Dallas	[W 22-13]	Gary Ballman	3-120	2
11/14/1965	at Dallas	[L 24-17]	Roy Jefferson	4-108	0
11/28/1965	Cleveland	[L 42-21]	Gary Ballman	3-118	1
12/12/1965	Philadelphia	[L 47-13]	Gary Ballman	9-163	1
9/11/1966	N.Y. Giants	[T 34-34]	Gary Ballman	5-114	1
9/25/1966	Washington	[L 33-27]	Gary Ballman	2-128	2
11/13/1966	St. Louis	[W 30-9]	Roy Jefferson	4-105	1
12/18/1966	at Atlanta	[W 57-33]	Roy Jefferson	5-142	1
10/7/1967	at Cleveland	[L 21-10]	Dick Compton	10-108	0
10/22/1967	Dallas	[L 24-21]	J.R. Wilburn	12-142	1
11/19/1967	at N.Y. Giants	[L 28-20]	Roy Jefferson	5-129	1
12/3/1967	at Detroit	[W 24-14]	J.R. Wilburn	6-135	1
12/10/1967	Washington	[L 15-10]	J.R. Wilburn	9-133	0
9/15/1968	N.Y. Giants	[L 34-20]	Roy Jefferson	5-113	0
11/3/1968	at Atlanta	[W 41-21]	Roy Jefferson	11-199	4
11/10/1968	at St. Louis	[T 28-28]	J.R. Wilburn	6-117	0
11/24/1968	San Francisco	[L 45-28]	Roy Jefferson	8-132	2
12/15/1968	at New Orleans	[L 24-14]	Roy Jefferson	6-139	1
9/28/1969	at Philadelphia	[L 41-27]	Roy Jefferson	7-123	1
10/5/1969	St. Louis	[L 27-14]	Roy Jefferson	9-115	2
10/18/1969	at Cleveland	[L 42-31]	Roy Jefferson	7-110	2
11/2/1969	Green Bay	[L 38-34]	Roy Jefferson	7-164	2
12/14/1969	N.Y. Giants	[L 21-17]	Roy Jefferson	5-112	2

Before 1970 NFL Merger

Total number of 100-yard receivers: 90

Total games: 83 Wins: 31 Losses: 45 Ties: 7

Total Home games: 40 Wins: 17 Losses: 20 Ties: 3

Total Away games: 43 Wins: 14 Losses: 25 Ties: 4

Since 1970 NFL Merger

Date	Opponent	Score	Player	Rec./Yards	TDs
9/27/1970	at Denver	[L 16-13]	Ron Shanklin	6-123	0
11/29/1970	Cleveland	[W 28-9]	John Fuqua	4-116	1
		[W 28-9]	Ron Shanklin	3-121	2
12/6/1970	Green Bay	[L 20-12]	Dave Smith	3-111	1
9/19/1971	at Chicago	[L 17-15]	Ron Shanklin	6-113	0
9/26/1971	Cincinnati	[W 21-10]	Dave Smith	8-162	1
10/22/1972	New England	[W 33-3]	Ron Shanklin	5-111	1
11/19/1972	at Cleveland	[L 26-24]	Ron Shanklin	5-108	0
12/3/1972	Cleveland	[W 30-0]	John McMakin	3-113	1
10/28/1973	Cincinnati	[W 20-13]	Ron Shanklin	3-104	1
12/14/1974	Cincinnati	[W 27-3]	John Stallworth	6-105	1
9/28/1975	Buffalo	[L 30-21]	John Stallworth	3-103	0
10/5/1975	at Cleveland	[W 42-6]	Lynn Swann	5-126	1
		[W 42-6]	John Stallworth	4-109	1
11/2/1975	at Cincinnati	[W 30-24]	Lynn Swann	6-116	2
1/18/1976***	Dallas	[W 21-17]	Lynn Swann	4-161	1
12/19/1976*	at Baltimore	[W 40-14]	Frank Lewis	2-103	1
10/9/1977	at Houston	[L 27-10]	Lynn Swann	6-102	0
11/13/1977	Cleveland	[W 35-31]	John Stallworth	6-126	2
		[W 35-31]	Lynn Swann	5-129	1
9/17/1978	at Cincinnati	[W 28-3]	Bennie Cunningham	4-107	1
10/1/1978	at N.Y. Jets	[W 28-17]	Lynn Swann	7-100	2
10/8/1978	Atlanta	[W 31-7]	John Stallworth	6-114	1
10/23/1978	Houston	[L 24-17]	Randy Grossman	9-116	0
11/27/1978	at San Francisco	[W 24-7]	Lynn Swann	8-134	2
12/30/1978*	Denver	[W 33-10]	John Stallworth	10-156	
1/21/1979***	at Dallas	[W 35-31]	John Stallworth	3-115	2
		[W 35-31]	Lynn Swann	7-124	1
9/30/1979	at Philadelphia	[L 17-14]	John Stallworth	5-102	1
10/14/1979	at Cincinnati	[L 34-10]	John Stallworth	6-126	1
11/4/1979	Washington	[W 38-7]	Lynn Swann	5-106	0
		[W 38-7]	John Stallworth	6-126	2
12/2/1979	Cincinnati	[W 37-17]	Lynn Swann	5-192	2
1/20/1980***	L.A. Rams	[W 31-19]	John Stallworth	3-121	1
9/7/1980	Houston	[W 31-17]	John Stallworth	5-125	1
9/28/1980	Chicago	[W 38-3]	Jim Smith	6-131	3
10/5/1980	at Minnesota	[W 23-17]	Lynn Swann	6-107	0
10/20/1980	Oakland	[L 45-34]	Jim Smith	6-102	2
		[L 45-34]	Theo Bell	5-114	1
10/26/1980	at Cleveland	[L 27-26]	Theo Bell	4-125	0
11/16/1980	Cleveland	[W 16-13]	Lynn Swann	9-138	1
11/30/1980	Miami	[W 23-10]	Theo Bell	4-173	0
12/22/1980	at San Diego	[L 26-17]	Theo Bell	5-127	0
9/6/1981	Kansas City	[L 37-33]	John Stallworth	6-107	0
9/20/1981	N.Y. Jets	[W 38-10]	John Stallworth	8-134	0

10/4/1981	at New Orleans	[W 20-6]	John Stallworth	7-158	1
10/26/1981	Houston	[W 26-13]	Jim Smith	5-100	1
11/15/1981	at Atlanta	[W 34-20]	John Stallworth	6-127	2
9/13/1982	at Dallas	[W 36-28]	John Stallworth	7-137	1
12/5/1982	Kansas City	[W 35-14]	John Stallworth	4-107	2
1/2/1983	Cleveland	[W 37-21]	Lynn Swann	5-114	0
1/9/1983*	San Diego	[L 31-28]	John Stallworth	8-116	1
11/13/1983	at Baltimore	[W 24-13]	Calvin Sweeney	6-104	1
9/2/1984	Kansas City	[L 37-27]	John Stallworth	8-167	1
		[L 37-27]	Louis Lipps	6-183	2
9/16/1984	L.A. Rams	[W 24-14]	John Stallworth	6-100	0
10/1/1984	Cincinnati	[W 38-17]	John Stallworth	6-119	0
10/21/1984	at Indianapolis	[L 17-16]	John Stallworth	5-101	0
11/4/1984	Houston	[W 35-7]	John Stallworth	4-109	3
11/25/1984	San Diego	[W 52-24]	John Stallworth	7-116	3
	San Diego	[W 52-24]	Louis Lipps	7-118	1
12/2/1984	at Houston	[L 23-20]	John Stallworth	6-113	0
1/6/1985**	at Miami	[L 45-28]	John Stallworth	4-111	2
9/8/1985	Indianapolis	[W 45-3]	Louis Lipps	9-154	3
9/30/1985	Cincinnati	[L 37-24]	John Stallworth	11-151	1
		[L 37-24]	Louis Lipps	5-100	1
11/10/1985	at Kansas City	[W 36-28]	John Stallworth	7-126	1
11/24/1985	Washington	[L 30-23]	Louis Lipps	5-121	1
12/1/1985	Denver	[L 31-23]	Calvin Sweeney	8-119	0
12/15/1985	Buffalo	[W 30-24]	Louis Lipps	4-116	1
12/7/1986	Detroit	[W 27-17]	Louis Lipps	8-150	2
10/4/1987	at Atlanta	[W 28-12]	Joey Clinkscales	6-150	1
10/25/1987	Cincinnati	[W 23-20]	John Stallworth	7-100	1
9/25/1988	at Buffalo	[L 36-28]	Weegie Thompson	4-118	1
10/16/1988	Houston	[L 34-14]	Louis Lipps	8-109	0
11/13/1988	Philadelphia	[L 27-26]	Louis Lipps	6-171	1
12/4/1988	at Houston	[W 37-34]	Louis Lipps	4-166	2
9/17/1989	at Cincinnati	[L 41-10]	Louis Lipps	5-122	0
10/1/1989	at Detroit	[W 23-3]	Louis Lipps	7-126	1
10/29/1989	Kansas City	[W 23-17]	Louis Lipps	7-130	2
11/12/1989	Chicago	[L 20-0]	Louis Lipps	4-112	0
12/24/1989	at Tampa Bay	[W 31-22]	Louis Lipps	4-137	2
10/14/1990	at Denver	[W 34-17]	Louis Lipps	9-141	1
12/30/1990	at Houston	[L 34-14]	Eric Green (TE)	7-105	0
9/1/1991	San Diego	[W 26-20]	Dwight Stone	4-124	1
9/22/1991	at Philadelphia	[L 23-14]	Eric Green (TE)	8-158	1
9/13/1992	N.Y. Jets	[W 27-10]	Jeff Graham	6-146	0
9/27/1992	at Green Bay	[L 17-3]	Dwight Stone	5-101	0
10/19/1992	Cincinnati	[W 20-0]	Jeff Graham	7-115	0
10/24/1993	at Cleveland	[L 28-23]	Eric Green (TE)	6-108	0
11/28/1993	at Houston	[L 23-3]	Jeff Graham	8-102	0
12/19/1993	Houston	[L 26-17]	Jeff Graham	7-192	0
12/26/1993	at Seattle	[L 16-6]	Eric Green (TE)	7-119	0
12/26/1993	at Seattle	[L 16-6]	Dwight Stone	4-100	0
12/24/1994	at San Diego	[L 37-34]	Charles Johnson	4-165	2
1/7/1995*	Cleveland	[W 29-9]	Ernie Mills	5-117	0
1/15/1995**	San Diego	[L 17-13]	Ernie Mills	8-106	0
9/24/1995	Minnesota	[L 44-24]	Yancey Thigpen	10-141	1
10/8/1995	at Jacksonville	[L 20-16]	Yancey Thigpen	6-160	0
11/5/1995	at Chicago	[W 37-34]	Yancey Thigpen	10-108	0
11/26/1995	at Cleveland	[W 20-17]	Yancey Thigpen	5-106	0
10/7/1996	at Kansas City	[W 17-7]	Charles Johnson	6-125	0
10/20/1996	at Houston	[L 23-13]	Charles Johnson	5-155	1
10/27/1996	at Atlanta	[W 20-17]	Charles Johnson	8-110	0
12/1/1996	at Baltimore	[L 31-17]	Charles Johnson	8-117	0
12/29/1996*	Indianapolis	[W 42-14]	Charles Johnson	5-109	0
10/5/1997	at Baltimore	[W 42-34]	Yancey Thigpen	7-162	0
10/19/1997	at Cincinnati	[W 26-10]	Yancey Thigpen	6-120	1
10/26/1997	Jacksonville	[W 23-17]	Yancey Thigpen	11-196	0
11/9/1997	Baltimore	[W 37-0]	Yancey Thigpen	6-130	1
11/16/1997	Cincinnati	[W 20-3]	Yancey Thigpen	5-101	1
11/23/1997	at Philadelphia	[L 23-20]	Charles Johnson	7-106	0
12/7/1997	Denver	[W 35-24]	Yancey Thigpen	6-175	3
11/1/1998	Tennessee	[L 41-31]	Courtney Hawkins	14-147	1
		[L 41-31]	Charles Johnson	9-115	3
1/2/2000	Tennessee	[L 47-36]	Bobby Shaw	7-131	1
10/29/2001	Tennessee	[W 34-7]	Plaxico Burress	6-151	0
11/18/2001	Jacksonville	[W 20-7]	Hines Ward	9-112	1
11/25/2001	at Tennessee	[W 34-24]	Plaxico Burress	8-114	1
12/9/2001	N.Y. Jets	[W 18-7]	Hines Ward	10-124	0
12/16/2001	at Baltimore	[W 26-21]	Plaxico Burress	8-164	1
		[W 26-21]	Bobby Shaw	2-100	1
12/30/2001	at Cincinnati	[L 26-23]	Plaxico Burress	6-102	2
9/29/2002	Cleveland	[W 16-13]	Hines Ward	9-104	0
10/13/2002	at Cincinnati	[W 34-7]	Plaxico Burress	8-149	0
11/10/2002	Atlanta	[T 34-34]	Plaxico Burress	9-253	2
		[T 34-34]	Hines Ward	11-139	1
11/17/2002	at Tennessee	[L 31-23]	Hines Ward	10-168	2
11/24/2002	Cincinnati	[W 29-21]	Hines Ward	5-125	1
12/15/2002	Carolina	[W 30-14]	Plaxico Burress	6-120	1
12/23/2002	at Tampa Bay	[W 17-7]	Plaxico Burress	5-127	0
1/5/2003*	Cleveland	[W 36-33]	Plaxico Burress	6-100	1
	Cleveland	[W 36-33]	Hines Ward	11-104	1
9/7/2003	Baltimore	[W 34-15]	Plaxico Burress	6-116	0
9/14/2003	at Kansas City	[L 41-20]	Plaxico Burress	7-115	1
		[L 41-20]	Hines Ward	9-146	0
11/30/2003	Cincinnati	[L 24-20]	Plaxico Burress	8-112	0

		[L 24-20]	Hines Ward	13-149	1
9/19/2004	at Baltimore	[L 30-13]	Hines Ward	6-151	1
10/10/2004	Cleveland	[W 34-23]	Plaxico Burress	6-136	1
12/18/2004	at N.Y. Giants	[W 33-30]	Antwaan Randle El	5-149	1
		[W 33-30]	Hines Ward	9-134	0
1/15/2005*	N.Y. Jets	[W 20-17]	Hines Ward	10-105	1
1/23/2005**	New England	[L 41-27]	Hines Ward	5-109	1
9/25/2005	New England	[L 23-20]	Hines Ward	4-110	2
11/13/2005	Cleveland	[W 34-21]	Hines Ward	8-124	1
12/4/2005	Cincinnati	[L 38-31]	Hines Ward	9-135	2
12/24/2005	at Cleveland	[W 41-0]	Hines Ward	7-105	1
1/8/2006*	at Cincinnati	[W 31-17]	Cedrick Wilson	3-104	1
2/5/2006***	Seattle	[W 21-10]	Hines Ward	5-123	1
9/7/2006	Miami	[W 28-17]	Heath Miller (TE)	3-101	1
10/22/2006	at Atlanta	[L 41-38]	Hines Ward	8-171	3
11/5/2006	Denver	[L 31-20]	Hines Ward	7-127	0
12/31/2006	at Cincinnati	[W 23-17]	Santonio Holmes	4-124	1
9/30/2007	at Arizona	[L 21-14]	Santonio Holmes	6-128	2
11/5/2007	Baltimore	[W 38-7]	Santonio Holmes	4-110	2
12/20/2007	at St. Louis	[W 41-24]	Santonio Holmes	4-133	0
1/5/2008*	Jacksonville	[L 31-29]	Hines Ward	10-135	0
11/9/2008	Indianapolis	[L 24-20]	Hines Ward	8-112	0
11/16/2008	San Diego	[W 11-10]	Hines Ward	11-124	0
12/14/2008	at Baltimore	[W 13-9]	Hines Ward	8-107	0
12/21/2008	at Tennessee	[L 31-14]	Hines Ward	7-109	1
2/1/2009***	at Arizona	[W 27-23]	Santonio Holmes	9-131	1
9/10/2009	Tennessee	[W 13-10]	Santonio Holmes	9-131	1
		[W 13-10]	Hines Ward	8-103	0
9/27/2009	at Cincinnati	[L 23-20]	Mike Wallace	7-102	0
10/4/2009	San Diego	[W 38-28]	Hines Ward	8-113	0
10/18/2009	Cleveland	[W 27-14]	Santonio Holmes	5-104	0
		[W 27-14]	Hines Ward	8-159	1
11/22/2009	at Kansas City	[L 27-24]	Hines Ward	10-128	1
12/6/2009	Oakland	[L 27-24]	Santonio Holmes	8-149	1
12/20/2009	Green Bay	[W 37-36]	Heath Miller (TE)	7-118	0
		[W 37-36]	Hines Ward	7-126	0
9/12/2010	Atlanta	[W 15-9]	Hines Ward	6-108	0
9/26/2010	at Tampa Bay	[W 38-13]	Mike Wallace	3-100	2
10/24/2010	at Miami	[W 23-22]	Hines Ward	7-131	1
11/8/2010	at Cincinnati	[W 27-21]	Mike Wallace	5-110	1
11/14/2010	New England	[L 39-26]	Mike Wallace	8-136	2
11/21/2010	Oakland	[W 35-3]	Mike Wallace	3-116	1
11/28/2010	at Buffalo	[W 19-16]	Hines Ward	7-107	0
12/12/2010	Cincinnati	[W 23-7]	Hines Ward	8-115	0
12/19/2010	N.Y. Jets	[L 22-17]	Mike Wallace	7-102	0
12/23/2010	Carolina	[W 27-3]	Mike Wallace	4-104	1
1/2/2011	at Cleveland	[W 41-9]	Mike Wallace	3-105	1
9/11/2011	at Baltimore	[L 35-7]	Mike Wallace	8-107	0
9/18/2011	Seattle	[W 24-0]	Mike Wallace	8-126	1
9/25/2011	at Indianapolis	[W 23-20]	Mike Wallace	5-144	1
10/23/2011	at Arizona	[W 32-20]	Antonio Brown	7-102	0
		[W 32-20]	Mike Wallace	3-118	1
11/6/2011	Baltimore	[L 23-20]	Antonio Brown	5-109	0
12/8/2011	Cleveland	[W 14-3]	Antonio Brown	5-151	1
9/23/2012	at Oakland	[L 34-31]	Mike Wallace	8-123	1
10/11/2012	at Tennessee	[L 26-23]	Isaac Redman (RB)	4-105	0
12/9/2012	San Diego	[L 34-24]	Mike Wallace	7-112	2
9/22/2013	Chicago	[L 40-23]	Antonio Brown	9-196	2
9/29/2013*	at Minnesota	[L 34-27]	Jerricho Cotchery	5-103	1
11/10/2013	Buffalo	[W 23-10]	Antonio Brown	6-104	0
11/17/2013	Oakland	[W 37-27]	Antonio Brown	7-147	2
12/8/2013	Miami	[L 34-28]	Antonio Brown	5-138	1
12/22/2013	at Green Bay	[W 38-31]	Antonio Brown	6-105	0
9/7/2014	Cleveland	[W 30-27]	Antonio Brown	5-116	1
9/28/2014	Tampa Bay	[L 27-24]	Antonio Brown	7-131	2
10/12/2014	at Cleveland	[L 31-10]	Antonio Brown	7-118	0
10/26/2014	Indianapolis	[W 51-34]	Antonio Brown	10-133	2
		[W 51-34]	Heath Miller (TE)	7-112	1
11/2/2014	Baltimore	[W 43-23]	Antonio Brown	11-144	1
11/9/2014	at N.Y. Jets	[L 20-13]	Martavis Bryant	4-143	1
11/30/2014	New Orleans	[L 35-32]	Le'Veon Bell (RB)	8-159	0
12/7/2014	at Cincinnati	[W 42-21]	Antonio Brown	9-117	0
		[W 42-21]	Martavis Bryant	4-109	1
12/14/2014	at Atlanta	[W 27-20]	Antonio Brown	10-123	0
12/28/2014	Cincinnati	[W 27-17]	Antonio Brown	7-128	1
1/3/2015*	Baltimore	[L 30-17]	Antonio Brown	9-117	0
9/10/2015	at New England	[L 28-21]	Antonio Brown	9-133	1
9/20/2015	San Francisco	[W 43-18]	Antonio Brown	9-195	1
9/27/2015	at St. Louis	[W 12-6]	Antonio Brown	11-108	0
10/18/2015	Arizona	[W 25-13]	Martavis Bryant	6-137	2
10/25/2015	at Kansas City	[L 23-13]	Antonio Brown	6-124	0
11/1/2015	Cincinnati	[L 16-10]	Heath Miller (TE)	10-105	0
11/8/2015	Oakland	[W 38-35]	Antonio Brown	178-284	0
11/15/2015	Cleveland	[W 30-9]	Antonio Brown	10-139	2
		[W 30-9]	Martavis Bryant	6-178	1
11/29/2015	at Seattle	[L 39-30]	Markus Wheaton	9-201	1
12/6/2015	Indianapolis	[W 45-10]	Antonio Brown	8-118	2
		[W 45-10]	Martavis Bryant	4-114	1
12/20/2015	Denver	[W 34-27]	Antonio Brown	16-189	2
1/3/2016	at Cleveland	[W 28-12]	Antonio Brown	13-187	1
1/9/2016*	at Cincinnati	[W 18-16]	Antonio Brown	7-119	0
1/17/2016*	at Denver	[L 23-16]	Martavis Bryant	9-154	0

9/12/2016	at Washington	[W 38-16]	Antonio Brown	8-126	2
9/25/2016	at Philadelphia	[L 34-3]	Antonio Brown	12-140	0
10/9/2016	N.Y. Jets	[W 31-13]	Sammie Coates	6-139	2
10/23/2016	New England	[L 27-16]	Antonio Brown	7-106	0
11/6/2016	at Baltimore	[L 21-14]	Eli Rogers	6-103	0
11/13/2016	Dallas	[L 35-30]	Antonio Brown	14-154	1
12/4/2016	N.Y. Giants	[W 24-14]	Ladarius Green (TE)	6-110	1
1/8/2017*	Miami	[W 30-12]	Antonio Brown	5-124	2
1/15/2017*	at Kansas City	[W 18-16]	Antonio Brown	6-108	0
9/10/2017	at Cleveland	[W 21-18]	Antonio Brown	11-182	0
9/24/2017	at Chicago	[L 23-17 OT]	Antonio Brown	10-110	1
10/8/2017	Jacksonville	[L 30-9]	Antonio Brown	10-157	0
10/15/2017	at Kansas City	[W 19-13]	Antonio Brown	8-155	1
10/29/2017	at Detroit	[W 20-15]	JuJu Smith-Schuster	7-193	1
11/16/2017	Tennessee	[W 40-17]	Antonio Brown	10-144	3
11/26/2017	Green Bay	[W 31-28]	Antonio Brown	10-169	2
12/4/2017	at Cincinnati	[W 23-20]	Le'Veon Bell (RB)	5-106	1
			Antonio Brown	8-101	1
12/10/2017	Baltimore	[W 39-38]	Antonio Brown	11-213	0
12/17/2017	New England	[L 27-24]	JuJu Smith-Schuster	6-114	0
12/31/2017	Cleveland	[W 28-24]	JuJu Smith-Schuster	9-143	1
1/14/2018*	Jacksonville	[L 45-42]	Antonio Brown	7-132	2
			Vance McDonald (TE)	10-112	0
9/9/2018	at Cleveland	[T 21-21 OT]	JuJu Smith-Schuster	5-119	0
9/16/2018	Kansas City	[L 42-37]	Jesse James (TE)	5-138	1
			JuJu Smith-Schuster	13-121	1
9/24/2018	at Tampa Bay	[W 30-27]	JuJu Smith-Schuster	9-116	0
			Vance McDonald (TE)	4-112	1
10/7/2018	Atlanta	[W 41-17]	Antonio Brown	6-101	2
10/14/2018	at Cincinnati	[W 28-21]	JuJu Smith-Schuster	7-111	0
			Antonio Brown	5-105	1
11/18/2018	at Jacksonville	[W 20-16]	Antonio Brown	5-117	1
			JuJu Smith-Schuster	8-104	0
11/25/2018	at Denver	[L 24-17]	JuJu Smith-Schuster	13-189	1
12/2/2018	LA Charger	[W 33-30]	Antonio Brown	10-154	1
12/9/2018	at Oakland	[L 24-21]	JuJu Smith-Schuster	8-130	2
12/23/2018	at New Orleans	[L 31-28]	Antonio Brown	14-185	2
			JuJu Smith-Schuster	11-115	0
10/28/2019	Miami	[W 27-14]	JuJu Smith-Schuster	5-103	1
12/1/2019	Cleveland	[W 20-13]	James Washington	4-111	1
10/11/2020	Philadelphia	[W 38-29]	Chase Claypool	7-110	3
11/15/2020	Cincinnati	[W 36-10]	Diontae Johnson	6-116	1
11/22/2020	at Jacksonville	[W 27-3]	Diontae Johnson	12-111	0
1/3/2021	at Cleveland	[L 24-22]	Chase Claypool	5-101	1
1/10/2021*	Cleveland	[L 48-37]	JuJu Smith-Schuster	13-157	1
		[L 48-37]	Diontae Johnson	11-117	0

*AFC Playoff Game

**AFC Championship Game

***Super Bowl

*Game at Wembley Stadium (London)

&Team Record

Since 1970 NFL Merger

Total number of 100-yard receivers: 275

Total games: 242 Wins: 146 Losses: 94 Ties: 2

Total Home games: 130 Wins: 85 Losses: 44 Ties: 1

Total Away games: 106 Wins: 56 Losses: 49 Ties: 1

Neutral games: 6 Wins: 5 Losses: 1

100-Yard Receiving Games by Opponents

Before 1970 NFL Merger					
Date	Opponent	Score	Player	Rec./Yards	TDs
9/26/1948	at Washington	[L 17-14]	Hal Crisler	6-130	0
11/14/1948	Chicago Cardinals	[L 24-7]	Mal Kutner	6-126	1
11/28/1948	at Philadelphia	[L 17-0]	Pete Pihos	7-112	1
10/3/1949	Washington	[L 27-14]	Hugh Taylor	5-111	2
10/23/1949	N.Y. Bulldogs	[W 24-13]	Bill Chipley		
10/1/1950	at Washington	[W 26-7]	Hugh Taylor		
10/22/1950	Philadelphia	[L 17-10]	Jack Ferrante	5-118	0
12/10/1950	Chicago Cardinals	[W 28-7]	Bob Shaw	7-128	1
10/14/1951	San Francisco	[W 24-7]	J.R. Boone	5-101	0
9/28/1952	Philadelphia	[L 31-25]	Bud Grant	4-135	1
10/12/1952	at Philadelphia	[L 26-21]	Bud Grant	5-111	1
10/19/1952	Washington	[L 28-24]	Hugh Taylor	3-111	2
10/26/1952	at Chicago Cardinals	[W 34-28]	Ollie Matson	3-121	3
11/2/1952	at Washington	[W 24-23]	Hugh Taylor	4-139	1
11/16/1952	at Cleveland	[L 29-28]	Dante Lavelli	6-107	2
12/7/1952	at San Francisco	[W 24-7]	J.R. Boone	5-101	0
12/14/1952	at L.A. Rams	[L 28-14]	Elroy Hirsch	4-108	1
		[L 28-14]	Tom Fears	10-122	2
9/27/1953	at Detroit	[L 38-21]	Cloyce Box	5-143	0
11/15/1953	at N.Y. Giants	[W 14-10]	Cliff Anderson	7-128	0
10/2/1954	Washington	[W 37-7]	Hugh Taylor	8-111	0
10/17/1954	Cleveland	[W 55-27]	Dante Lavelli	7-134	2
10/23/1954	Philadelphia	[W 17-7]	Pete Pihos	7-111	1
11/28/1954	Chicago Cardinals	[W 20-17]	Ollie Matson	5-161	1
12/5/1954	at N.Y. Giants	[L 24-3]	Kyle Rote	5-147	1
10/2/1955	at L.A. Rams	[L 27-26]	Bob Boyd	3-114	1
10/9/1955	N.Y. Giants	[W 30-23]	Kyle Rote	3-114	2
11/13/1955	Detroit	[L 31-28]	Dave Middleton	5-102	1
10/14/1956	Philadelphia	[L 35-21]	Bobby Walston	4-108	1
10/21/1956	at N.Y. Giants	[L 38-10]	Frank Gifford	7-100	0
9/28/1958	at San Francisco	[L 23-20]	R.C. Owens	9-103	0

10/5/1958	Cleveland	[L 45-12]	Preston Carpenter	7-131	1
11/2/1958	Washington	[W 24-16]	Joe Walton	4-106	1
12/13/1958	Chicago Cardinals	[W 38-21]	Joe Childress	8-118	0
10/4/1959	Washington	[L 23-17]	Bill Anderson	3-106	1
10/25/1959	N.Y. Giants	[L 21-16]	Frank Gifford	4-135	2
11/22/1959	at Cleveland	[W 21-20]	Ray Renfro	5-161	3
9/24/1960	at Dallas	[W 35-28]	Jim Doran	4-154	2
10/2/1960	at Cleveland	[L 28-20]	Rich Kreitling	3-157	1
10/9/1960	N.Y. Giants	[L 19-17]	Kyle Rote	7-116	1
11/6/1960	at Philadelphia	[L 34-7]	Tommy McDonald	8-141	3
11/20/1960	Cleveland	[W 14-10]	Gern Nagler	10-177	0
12/11/1960	Philadelphia	[W 27-21]	Timmy Brown	3-112	1
12/18/1960	at St. Louis Cardinals	[L 38-7]	Sonny Randle	5-115	3
9/17/1961	at Dallas	[L 27-24]	Billy Howton	6-138	1
10/29/1961	San Francisco	[W 20-10]	R.C. Owens	6-122	0
11/19/1961	at N.Y. Giants	[L 42-21]	Kyle Rote	6-129	2
11/26/1961	St. Louis Cardinals	[W 30-27]	Sonny Randle	7-113	1
9/30/1962	N.Y. Giants	[L 31-27]	Alex Webster	5-101	1
10/21/1962	Dallas	[L 42-27]	Lee Folkins	5-123	1
11/4/1962	Minnesota	[W 39-31]	Charley Ferguson	4-106	2
11/11/1962	at St. Louis Cardinals	[W 26-17]	Bobby Joe Conrad	4-101	0
12/2/1962	St. Louis Cardinals	[W 19-7]	Bobby Joe Conrad	7-106	0
12/9/1962	at Philadelphia	[W 26-17]	Pete Retzlaff	7-122	2
12/16/1962	at Washington	[W 27-24]	Dick James	5-140	2
9/15/1963	at Philadelphia	[T 21-21]	Tommy McDonald	7-179	2
10/13/1963	at St. Louis Cardinals	[L 24-23]	Jackie Smith	9-212	2
10/20/1963	Washington	[W 39-27]	Bobby Mitchell	4-173	0
10/27/1963	Dallas	[W 27-21]	Billy Howton	7-103	1
11/17/1963	at Washington	[W 34-28]	Gary Ballman	8-161	1
11/24/1963	Chicago	[T 17-17]	Mike Ditka	7-146	0
12/15/1963	at N.Y. Giants	[L 33-17]	Del Shofner	3-110	1
9/27/1964	Dallas	[W 23-17]	Frank Clarke	7-110	1
10/4/1964	at Philadelphia	[L 21-7]	Timmy Brown	2-110	2
10/25/1964	Philadelphia	[L 34-10]	Red Mack	3-104	1
12/13/1964	at Dallas	[L 17-14]	Buddy Dial	5-100	0
9/19/1965	Green Bay	[L 41-9]	Boyd Dowler	6-104	0
11/7/1965	at St. Louis Cardinals	[L 21-17]	Bill Gambrell	3-100	1
9/11/1966	N.Y. Giants	[T 34-34]	Homer Jones	2-173	2
10/2/1966	at Washington	[L 24-10]	Bobby Mitchell	6-150	2
11/13/1966	St. Louis Cardinals	[W 30-9]	Jackie Smith	5-106	0
12/11/1966	at N.Y. Giants	[W 47-28]	Homer Jones	3-111	1
12/18/1966	at Atlanta	[W 57-33]	Alex Hawkins	5-104	0
10/1/1967	at Philadelphia	[L 34-24]	Ben Hawkins	8-187	2
10/15/1967	N.Y. Giants	[L 27-24]	Joe Morrison	6-125	2
10/22/1967	Dallas	[L 24-21]	Bob Hayes	7-170	2
10/29/1967	at New Orleans	[W 14-10]	Danny Abramowicz	12-156	0
9/15/1968	N.Y. Giants	[L 34-20]	Homer Jones	3-101	0
9/22/1968	at L.A. Rams	[L 45-10]	Bernie Casey	3-108	2
10/27/1968	Philadelphia	[W 6-3]	Ben Hawkins	7-108	0
11/10/1968	at St. Louis Cardinals	[T 28-28]	Bobby Joe Conrad	5-133	1
		[T 28-28]	Dave Williams	5-114	2
		[T 28-28]	Jackie Smith	5-105	0
11/17/1968	Cleveland	[L 45-24]	Milt Morin	5-103	1
11/24/1968	San Francisco	[L 45-28]	John David Crow	4-144	1
12/8/1968	at Dallas	[L 28-7]	Lance Rentzel	2-100	1
12/15/1968	at New Orleans	[L 24-14]	Dave Parks	6-103	0
9/28/1969	at Philadelphia	[L 41-27]	Ben Hawkins	7-145	4
10/5/1969	St. Louis Cardinals	[L 27-14]	John Gilliam	10-197	1
10/18/1969	at Cleveland	[L 42-31]	Gary Collins	7-103	2
11/2/1969	Green Bay	[L 38-34]	Carroll Dale	7-134	1
11/16/1969	Cleveland	[L 24-3]	Paul Warfield	5-132	1
12/21/1969	at New Orleans	[L 27-24]	Danny Abramowicz	8-129	0

Before 1970 NFL Merger (Since 1948)

Total number of Opponent 100-yard receivers: 93

Total Games with Opponents 100-Yards Receiving: 90 Wins: 50 Losses: 34 Ties: 6

Total Home Games with Opponents 100-Yards Receiving: 46 Wins: 24 Losses: 20 Ties: 2

Total Away Games with Opponents 100-Yards Receiving: 44 Wins: 26 Losses: 14 Ties: 4

Since 1970 NFL Merger

Date	Opponent	Score	Player	Rec./Yards	TDs
10/11/1970	Buffalo	[W 23-10]	Haven Moses	4-122	0
10/25/1970	at Oakland	[L 31-14]	Raymond Chester	5-107	3
10/3/1971	San Diego	[W 21-17]	Billy Parks	8-111	1
10/10/1971	at Cleveland	[L 27-17]	Milt Morin	8-126	1
10/18/1971	at Kansas City	[L 38-16]	Otis Taylor	6-190	2
10/31/1971	at Baltimore	[L 34-21]	Ray Perkins	2-124	1
			Willie Richardson	4-100	2
11/14/1971	at Miami	[L 24-21]	Paul Warfield	3-158	3
11/21/1971	N.Y. Giants	[W 17-13]	Bob Tucker	5-108	0
9/17/1972	Oakland	[W 34-28]	Mike Siani	4-111	2
9/16/1973	Detroit	[W 24-10]	Ron Jessie	3-131	1
11/11/1973	at Oakland	[W 17-9]	Fred Biletnikoff	4-105	1
12/29/1974*	at Oakland	[W 24-13]	Cliff Branch	9-186	1
11/2/1975	at Cincinnati	[W 30-24]	Charlie Joiner	5-114	1
9/12/1976	at Oakland	[L 31-28]	Dave Casper (TE)	7-124	2
9/26/1976	New England	[L 30-27]	Russ Francis	6-139	1
11/7/1976	at Kansas City	[W 45-0]	Walter White	6-105	0
11/13/1977	Cleveland	[W 35-31]	Reggie Pucker	4-104	0
12/10/1977	at Cincinnati	[L 17-10]	Billy Brooks	6-166	0
12/16/1978	at Denver	[W 21-17]	Haven Moses	5-116	1
10/22/1979	Denver	[W 42-7]	Haven Moses	5-133	1
11/18/1979	at San Diego	[L 35-7]	John Jefferson	5-106	1
11/25/1979	Cleveland	[W 33-30 OT]	Dave Logan	7-135	1

12/2/1979	Cincinnati	[W 37-17]	Isaac Curtis	5-119	2
9/14/1980	at Baltimore	[W 20-17]	Roger Carr	6-108	0
10/20/1980	Oakland	[L 45-34]	Cliff Branch	5-123	2
10/26/1980	at Cleveland	[L 27-26]	Dave Logan	8-131	0
11/2/1980	Green Bay	[W 22-20]	Aundra Thompson	7-106	2
11/9/1980	at Tampa Bay	[W 24-21]	Jimmie Giles	6-128	1
12/22/1980	at San Diego	[L 26-17]	Kellen Winslow (TE)	10-171	0
9/27/1981	at New England	[W 27-21 OT]	Harold Jackson	5-126	0
10/11/1981	Cleveland	[W 13-7]	Ozzie Newsome (TE)	5-120	1
11/15/1981	at Atlanta	[W 34-20]	William Andrews	15-124	0
		[W 34-20]	Alfred Jackson	5-109	1
12/20/1981	at Houston	[L 21-20]	Dave Casper (TE)	6-139	3
		[L 21-20]	Mike Holston	5-128	0
9/13/1982	at Dallas	[W 36-28]	Tony Hill	6-130	1
		[W 36-28]	Doug Cosbie	5-102	1
9/19/1982	Cincinnati	[W 26-20 OT]	Cris Collinsworth	9-144	0
11/28/1982	at Seattle	[L 16-0]	Steve Largent	5-109	2
12/26/1982	New England	[W 37-14]	Stanley Morgan	4-127	1
1/2/1983	Cleveland	[W 37-21]	Ozzie Newsome (TE)	9-123	0
		[W 37-21]	Ricky Feacher	7-109	2
1/9/1983*	San Diego	[L 31-28]	Wes Chandler	9-124	0
		[L 31-28]	Kellen Winslow (TE)	7-102	2
9/11/1983	at Green Bay	[W 25-21]	James Lofton	5-169	3
9/25/1983	New England	[L 28-23]	Stephen Starring	2-108	1
10/16/1983	Cleveland	[W 44-17]	Ozzie Newsome (TE)	9-103	0
10/23/1983	at Seattle	[W 27-21]	Paul Jones	6-118	1
12/10/1983	at N.Y. Jets	[W 34-7]	Lam Jones	7-146	1
9/16/1984	L.A. Rams	[L 24-14]	Drew Hill	4-152	1
10/7/1984	Miami	[L 31-7]	Mark Clayton	5-110	0
11/25/1984	San Diego	[W 52-24]	Wes Chandler	4-105	1
12/2/1984	at Houston	[L 23-20]	Tim Smith	7-108	0
12/30/1984*	at Denver	[W 24-17]	Steve Watson	11-177	1
1/6/1985*	at Miami	[L 45-28]	Mark Duper	5-148	2
		[L 45-28]	Tony Nathan	8-114	0
12/8/1985	at San Diego	[L 54-44]	Wes Chandler	5-154	2
		[L 54-44]	Charlie Joiner	6-110	0
9/21/1986	at Minnesota	[L 31-7]	Hassan Jones	6-140	2
10/5/1986	Cleveland	[L 27-24]	Reggie Langhorne	4-108	0
11/16/1986	Houston	[W 21-10]	Ernest Givins	8-156	1
11/23/1986	at Cleveland	[L 37-31 OT]	Webster Slaughter	6-134	1
9/13/1987	San Francisco	[W 30-17]	Jerry Rice	8-106	1
11/1/1987	Miami	[L 35-24]	Mark Duper	5-100	1
11/15/1987	Houston	[L 23-3]	Drew Hill	4-107	1
12/13/1987	at San Diego	[W 20-16]	Wes Chandler	7-116	
12/20/1987	at Houston	[L 24-16]	Drew Hill	4-109	2
9/11/1988	at Washington	[L 30-29]	Ricky Sanders	5-145	1
10/9/1988	at Phoenix	[L 31-14]	Roy Green	4-119	0
10/16/1988	Houston	[L 35-14]	Ernest Givins	5-104	1
10/23/1988	Denver	[W 39-21]	Ricky Nattiel	3-102	1
11/6/1988	at Cincinnati	[L 42-7]	Eddie Brown	7-216	2
12/18/1988	Miami	[W 40-24]	Scott Schwedes	4-110	0
9/17/1989	at Cincinnati	[L 41-10]	Tim McGee	6-100	0
10/1/1989	at Detroit	[W 23-3]	Robert Clark	6-124	0
10/15/1989	at Cleveland	[W 17-7]	Webster Slaughter	7-106	0
10/29/1989	Kansas City	[W 23-17]	Stephone Paige	7-163	0
11/19/1989	San Diego	[W 20-17]	Anthony Miller	7-104	2
12/17/1989	New England	[W 28-10]	Hart Lee Dykes	10-130	0
12/24/1989	at Tampa Bay	[W 31-22]	Mark Carrier	6-101	2
12/31/1989*	at Houston	[W 26-23]	Ernest Givins	11-136	2
1/7/1990*	at Denver	[L 24-23]	Mark Jackson	5-111	0
9/23/1990	at L.A. Rams	[L 20-3]	Mervin Fernandez	5-130	1
9/8/1991	at Buffalo	[L 52-34]	Don Beebe	10-112	4
		[L 52-34]	Andre Reed	9-118	1
9/22/1991	at Philadelphia	[L 23-14]	Roy Green	6-114	0
10/20/1991	Seattle	[L 27-7]	Tom Kane	6-102	0
11/10/1991	at Cincinnati	[W 33-27]	Tim McGee	3-101	0
11/17/1991	Washington	[L 41-14]	Art Monk	8-130	1
11/24/1991	Houston	[W 26-14]	Haywood Jeffries	8-122	1
11/28/1991	at Dallas	[L 20-10]	Michael Irvin	8-157	1
12/22/1991	Cleveland	[W 17-10]	Webster Slaughter	11-138	0
9/6/1992	at Houston	[W 29-24]	Haywood Jeffries	7-117	0
11/8/1992	at Buffalo	[L 28-21]	Don Beebe	8-101	0
11/15/1992	Detroit	[W 17-14]	Willie Green	6-115	1
9/12/1993	at L.A. Rams	[L 27-0]	Henry Ellard	9-127	0
10/24/1993	at Cleveland	[L 28-23]	Michael Jackson	2-106	1
11/28/1993	at Houston	[L 23-3]	Haywood Jeffries	7-139	1
12/13/1993	at Miami	[W 21-20]	Terry Kirby (RB)	7-107	0
1/2/1994	Cleveland	[L 16-9]	Mark Carrier	4-118	0
9/4/1994	Dallas	[L 26-9]	Michael Irvin	8-139	0
11/20/1994	Miami	[W 16-13 OT]	Irving Fryar	6-113	0
12/4/1994	at Cincinnati	[W 38-15]	Carl Pickens	4-105	1
9/3/1995	Detroit	[W 23-30]	Herman Moore	10-131	1
10/19/1995	Cincinnati	[L 27-9]	Carl Pickens	8-108	1
11/5/1995	at Chicago	[W 37-34 OT]	Jeff Graham	5-111	0
11/19/1995	at Cincinnati	[W 49-31]	Carl Pickens	8-129	1
12/24/1995	at Green Bay	[L 24-19]	Robert Brooks	11-137	1
11/3/1996	St. Louis	[W 42-6]	Isaac Bruce	7-108	0
11/10/1996	at Cincinnati	[L 34-24]	Carl Pickens	12-103	0
12/1/1996	Baltimore	[L 31-17]	Derrick Alexander	7-198	1
8/31/1997	Dallas	[L 37-7]	Michael Irvin	7-153	2
9/22/1997	at Jacksonville	[L 30-21]	Jimmy Smith	10-164	1
11/23/1997	at Philadelphia	[L 23-20]	Irving Fryar	7-116	1

11/30/1997	at Arizona	[W 26-20 OT]	Rob Moore	8-188	0
12/7/1997	Denver	[W 35-24]	Rod Smith	4-115	2
1/3/1998*	New England	[W 7-6]	Shawn Jefferson	9-104	0
9/27/1998	Seattle	[W 13-10]	Joey Galloway	7-139	0
10/11/1998	at Cincinnati	[L 25-20]	Carl Pickens	13-204	1
11/26/1998	at Detroit	[L 19-16 OT]	Herman Moore	8-148	1
12/6/1998	New England	[L 23-9]	Terry Glenn	9-193	1
12/20/1998	Cincinnati	[L 25-24]	Darnay Scott	7-152	1
		[L 25-24]	Brandon Bennett (RB)	3-119	0
9/26/1999	Seattle	[L 26-10]	Sean Dawkins	5-105	0
10/10/1999	at Buffalo	[L 24-21]	Eric Moulds	6-122	1
10/25/1999	Atlanta	[W 13-9]	Terance Mathis	12-166	1
11/28/1999	Cincinnati	[L 27-20]	Darnay Scott	4-123	1
12/2/1999	at Jacksonville	[L 20-6]	Jimmy Smith	10-124	1
		[L 20-6]	Keenan McCardell	5-113	0
12/12/1999	Baltimore	[L 31-24]	Qadry Ismail	6-258	3
12/26/1999	Carolina	[W 30-20]	Patrick Jeffers	5-160	1
9/3/2000	Baltimore	[L 16-0]	Qadry Ismail	7-102	1
9/24/2000	Tennessee	[L 23-20]	Carl Pickens	2-105	0
10/1/2000	at Jacksonville	[W 24-13]	Keenan McCardell	11-137	1
12/10/2000	at N.Y. Giants	[L 30-10]	Amani Toomer	9-136	1
12/24/2000	at San Diego	[W 34-21]	Jeff Graham	5-113	1
9/9/2001	at Jacksonville	[L 21-3]	Jimmy Smith	8-126	2
10/21/2001	at Tampa Bay	[W 17-10]	Keyshawn Johnson	10-159	0
11/25/2001	at Tennessee	[W 34-24]	Derrick Mason	7-114	0
		[W 34-24]	Kevin Dyson	4-112	1
12/2/2001	Minnesota	[W 21-16]	Randy Moss	8-144	1
12/30/2001	at Cincinnati	[L 26-23]	Darnay Scott	7-113	0
		[L 26-23]	Peter Warrick	10-109	0
1/27/2002	New England	[L 24-17]	Troy Brown	8-121	0
11/10/2002	Atlanta	[T 34-34 OT]	Shawn Jefferson	9-131	1
11/24/2002	Cincinnati	[W 29-21]	Chad Johnson	7-152	0
12/23/2002	at Tampa Bay	[W 17-7]	Keyshawn Johnson	8-132	1
12/29/2002	Baltimore	[W 34-31]	Todd Heap (TE)	7-146	1
1/5/2003	Cleveland	[W 36-33]	Kevin Johnson	4-140	0
1/11/2003	at Tennessee	[L 34-31]	Frank Wycheck (TE)	10-123	1
10/26/2003	St. Louis	[L 33-21]	Torry Holt	7-174	1
11/9/2003	Arizona	[W 28-15]	Anquan Bolden	8-118	1
11/17/2003	at San Francisco	[L 30-14]	Terrell Owens	8-155	1
11/30/2003	Cincinnati	[L 24-20]	Chad Johnson	6-117	1
12/21/2003	San Diego	[W 40-24]	Kassim Osgood	4-102	1
12/28/2003	at Baltimore	[L 13-10 OT]	Marcus Robinson	6-102	0
10/10/2004	Cleveland	[W 34-23]	Andre' Davis	5-101	1
10/17/2004	at Dallas	[W 24-20]	Terry Glenn	7-140	0
10/31/2004	New England	[W 34-20]	David Givens	8-101	2
1/23/2005	New England	[L 41-27]	Deion Branch	4-116	1
9/25/2005	New England	[L 23-20]	David Givens	9-130	0
11/28/2005	at Indianapolis	[L 26-7]	Marvin Harrison	4-128	1
10/22/2006	at Atlanta	[L 41-38 OT]	Alge Crumpler (TE)	6-117	3
11/5/2006	Denver	[L 31-20]	Jaxon Walker	6-134	2
11/12/2006	New Orleans	[W 38-31]	Marques Colston	10-169	0
11/19/2006	at Cleveland	[W 24-20]	Braylon Edwards	7-137	0
12/7/2006	Cleveland	[W 27-7]	Joe Jurevicius	7-111	0
12/24/2006	Baltimore	[L 31-7]	Mark Clayton	7-108	1
12/31/2006	at Cincinnati	[W 23-17 OT]	Chris Henry	4-124	1
9/30/2007	at Arizona	[L 21-14]	Larry Fitzgerald	11-123	0
12/9/2007	at New England	[L 34-13]	Randy Moss	7-135	2
		[L 34-13]	Jabar Gaffney	7-122	1
9/7/2008	Houston	[W 38-17]	Andre Johnson	10-112	0
9/29/2008	Baltimore	[W 23-20 OT]	Derrick Mason	8-137	0
10/5/2008	at Jacksonville	[W 26-21]	Mike Walker	6-107	0
11/9/2008	Indianapolis	[L 24-20]	Reggie Wayne	6-114	1
12/21/2008	at Tennessee	[L 31-14]	Justin Gage	5-104	1
2/1/2009	Arizona	[W 27-23]	Larry Fitzgerald	7-127	2
10/4/2009	San Diego	[W 38-28]	Antonio Gates (TE)	9-124	2
10/25/2009	Minnesota	[W 27-17]	Sidney Rice	10-136	0
11/9/2009	at Denver	[W 28-10]	Brandon Marshall	11-112	0
11/22/2009	at Kansas City	[L 27-24 OT]	Chris Chambers	4-119	0
11/29/2009	at Baltimore	[L 20-17 OT]	Mark Clayton	7-129	0
12/6/2009	Oakland	[L 27-24]	Louis Murphy	4-128	1
12/20/2009	Green Bay	[W 37-36]	Greg Jennings	5-118	1
9/12/2010	Atlanta	[W 15-9 OT]	Roddy White	13-111	0
11/8/2010	at Cincinnati	[W 27-21]	Terrell Owens	10-141	2
11/28/2010	at Buffalo	[W 19-16 OT]	Fred Jackson (RB)	5-104	1
12/5/2010	at Baltimore	[W 13-10]	Anquan Boldin	5-118	1
12/19/2010	N.Y. Jets	[L 22-17]	Braylon Edwards	8-100	0
2/6/2011***	vs. Green Bay	[L 31-25]	Jordy Nelson	9-140	1
1/8/2012*	at Denver	[L 29-23 OT]	Demaryius Thomas	4-204	1
9/9/2012	at Denver	[L 31-19]	Demaryius Thomas	5-110	1
12/23/2012	Cincinnati	[L 13-10]	A.J. Green	10-116	0
9/29/2013*	at Minnesota	[L 34-27]	Jerome Simpson	7-124	0
11/3/2013	at New England	[L 55-31]	Rob Gronkowski (TE)	9-143	1
		[L 55-31]	Aaron Dobson	5-130	2
		[L 55-31]	Danny Amendola	4-122	1
11/17/2013	Detroit	[W 37-27]	Calvin Johnson	6-179	2
11/24/2013	at Cleveland	[W 27-11]	Josh Gordon	14-237	1
9/21/2014	at Carolina	[W 37-19]	Kelvin Benjamin	8-115	1
10/12/2014	at Cleveland	[L 31-10]	Jordan Cameron (TE)	3-102	1
10/20/2014	Houston	[W 30-23]	DeAndre Hopkins	6-108	0
10/26/2014	Indianapolis	[W 51-34]	T. Y. Hilton	6-155	1
		[W 51-34]	Donte Moncrief	7-113	1
11/30/2014	New Orleans	[L 35-32]	Kenny Stills	5-162	1

12/27/2014	at Cincinnati	[W 42-21]	A.J. Green	11-224	1
12/14/2014	at Atlanta	[W 27-20]	Harry Douglas	10-131	0
1/3/2015*	Baltimore	[L 30-17]	Steve Smith, Sr.	5-101	0
9/20/2015	San Francisco	[W 43-18]	Torrey Smith	6-120	2
9/27/2015	at St. Louis	[W 12-6]	Kenny Britt	7-102	0
10/18/2015	Arizona	[W 25-13]	John Brown	10-196	0
11/1/2015	Cincinnati	[L 16-10]	A.J. Green	11-118	1
11/8/2015	Oakland	[W 38-35]	Michael Crabtree	7-108	2
11/15/2015	Cleveland	[W 30-9]	Travis Benjamin	7-113	0
11/29/2015	at Seattle	[L 39-30]	Doug Baldwin	6-145	3
12/13/2015	at Cincinnati	[W 33-20]	A.J. Green	6-132	1
12/20/2015	Denver	[W 34-27]	Emmanuel Sanders	10-181	1
9/12/2016	at Washington	[W 38-16]	DeSean Jackson	6-102	0
9/18/2016	Cincinnati	[W 24-16]	Giovani Bernard (RB)	9-100	1
9/25/2016	at Philadelphia	[L 34-3]	Darren Sproles (RB)	6-128	1
10/9/2016	N.Y. Jets	[W 31-13]	Brandon Marshall	8-114	1
11/6/2016	at Baltimore	[L 21-14]	Mike Wallace	4-124	1
11/13/2016	Dallas	[L 35-30]	Dez Bryant	6-116	1
12/4/2016	N.Y. Giants	[W 24-14]	Odell Beckham Jr.	10-100	0
1/8/2017*	Miami	[W 30-12]	Jarvis Landry	11-102	0
1/22/2017*	at New England	[L 36-17]	Chris Hogan	9-180	2
		[L 36-17]	Julian Edelman	8-118	1
10/29/2017	at Detroit	[W 20-15]	Marvin Jones Jr.	6-128	0
11/12/2017	at Indianapolis	[W 20-17]	Chester Rogers	6-104	1
11/16/2017	Tennessee	[W 40-17]	Rishard Matthews	5-113	1
12/17/2017	New England	[L 27-24]	Rob Gronkowski (TE)	9-168	0
12/31/2017	Cleveland	[W 28-24]	Josh Gordon	4-115	0
9/9/2018	at Cleveland	[T 21-21 OT]	Jarvis Landry	7-106	0
9/16/2018	Kansas City	[L 42-37]	Travis Kelce (TE)	7-109	2
		[L 42-37]	Sammy Watkins	6-100	0
9/24/2018	at Tampa Bay	[W 30-27]	Mike Evans	6-137	1
9/30/2018	Baltimore	[L 26-14]	John Brown	3-116	1
12/2/2018	L.A. Chargers	[W 33-30]	Keenan Allen	14-148	1
12/9/2018	at Oakland	[L 24-21]	Jared Cook	7-116	0
12/23/2018	at New Orleans	[L 31-28]	Michael Thomas	11-109	1
10/13/2019	at L.A. Chargers	[W 24-17]	Hunter Henry	8-100	2
12/24/2019	at Cincinnati	[W 16-10]	Tyler Boyd	5-101	1
9/14/2020	at N.Y. Giants	[W 26-16]	Darius Slayton	6-102	2
10/11/2020	Philadelphia	[W 38-29]	Travis Fulgham	10-152	1
10/25/2020	at Tennessee	[W 27-24]	A.J. Brown	6-153	1
11/1/2020	at Baltimore	[W 28-24]	Willie Snead	5-106	0
11/15/2020	Cincinnati	[W 36-10]	Tee Higgins	7-115	1
12/13/2020	at Buffalo	[L 26-15]	Stefon Diggs	10-130	1

*AFC Playoff Game

*** Super Bowl

^ Game at Wembley Stadium (London)

Since 1970 NFL Merger

Total number of Opponent 100-yard receivers: 251

Total Games with Opponents 100-Yards Receiving: 235 Wins: 125 Losses: 108 Ties: 2

Total Home Games with Opponents 100-Yards Receiving: 110 Wins: 70 Losses: 39 Ties: 1

Total Away Games with Opponents 100-Yards Receiving: 120 Wins: 53 Losses: 66 Ties: 1

Total Neutral Games with Opponents 100-Yards Receiving: 5 Wins: 2 Losses: 3

STEELERS Opponent Performances

Top 10 Rushing Performances

Game	Att. Yds. TDs
1. Fred Taylor (11/19/00 vs. Jacksonville)	30-234-3
2. O.J. Simpson (9/28/75 vs. Buffalo)	23-227-1
3. Steve Van Buren (11/27/49 at Philadelphia)	27-205-0
4. Jay Ajayi (10/16/16 at Miami)	25-204-2
5. John David Crow (12/18/60 at St. Louis)	24-203-0
6. Joe Morris (12/21/85 at N.Y. Giants)	36-202-3
7. O.J. Simpson (10/29/72 at Buffalo)	22-189-1
8. Marion Motley (10/29/50 at Cleveland)	11-188-1
9. Leonard Fournette (10/8/17 vs. Jacksonville)	28-181-2
10. Jim Brown (10/5/63 at Cleveland)	21-175-1

Top 10 Receiving Performances

Game	Rec. Yds. TDs
1. Qadry Ismail (12/12/99 vs. Baltimore)	6-258-3
2. Josh Gordon (11/24/13 at Cleveland)	14-237-1
3. A.J. Green (12/17/14 at Cincinnati)	11-224-1

4. Bobby Mitchell (11/17/63 at Washington)	11-218-2
5. Eddie Brown (11/6/88 at Cincinnati)	7-216-2
6. Jackie Smith (10/13/63 at St. Louis)	9-212-2
7. Carl Pickens (10/11/98 at Cincinnati)	13-204-1
8. Derrick Alexander (12/1/96 at Baltimore)	7-198-1
9. John Gilliam (10/5/69 vs. St. Louis)	10-197-1
10. John Brown (10/18/15 vs. Arizona)	10-196-0

Top 10 Passing Performances

Game	Att.Comp. Yds. TDs INTs
1. Tom Brady (11/3/13 at New England)	33-23-432-4-0
2. Doug Williams (9/11/88 at Washington)	52-30-430-2-1
3. Charley Johnson (10/13/63 at St. Louis)	41-20-428-2-1
4. Norm Snead (11/17/63 at Washington)	40-23-424-2-2
5. Matthew Stafford (10/29/17 at Detroit)	45-27-423-0-0
6. Carson Palmer (10/18/15 vs. Arizona)	45-29-421-1-2
7. Steve Bartkowski (11/15/81 at Atlanta)	50-33-416-2-2
8. Bernie Kosar (11/23/86 at Cleveland)	46-28-414-2-1
9. Ryan Fitzpatrick (9/24/18 at Tampa Bay)	50-30-411-3-3
Jon Kitna (12/30/01 at Cincinnati)	68-35-411-2-1

STEELERS 2020 (Won 12, Lost 4)

Schedule

Date	W-L	Score	Opponent	Attendance
9/14	W	26-16	at N.Y. Giants	-
9/20	W	26-21	Denver	-
9/27	W	28-21	Houston	-
10/11	W	38-29	Philadelphia	4,708
10/18	W	38-7	Cleveland	5,260
10/25	W	27-24	at Tennessee	10,355
11/01	W	28-24	at Baltimore	4,345
11/08	W	24-19	at Dallas	31,700
11/15	W	36-10	Cincinnati	5,909
11/22	W	27-3	at Jacksonville	17,244
12/02	W	19-14	Baltimore	-
12/07	L	23-17	Washington	-
12/13	L	26-15	at Buffalo	-
12/21	L	27-17	at Cincinnati	10,249
12/27	W	28-24	Indianapolis	-
01/03	L	24-22	at Cleveland	11,989

Team Statistics

	Pittsburgh	Opponent
Total First Downs	322	281
Rushing	81	94
Passing	206	163
Penalty	35	24
3rd Down: Made/Att	97/230	83/222
3rd Down Pct.	42.2%	37.4%
4th Down: Made/Att	10/19	5/20
4th Down Pct.	52.6%	25.0%
Possession Avg.	30.49	29.11
Total Net Yards	5354	4893
Avg. Per Game	334.6	305.8
Total Plays	1043	996
Avg. Per Play	5.1	4.9
Net Yards Rushing	1351	1783
Avg. Per Game	84.4	111.4
Total Rushes	373	414
Net Yards Passing	4003	3110
Avg. Per Game	250.2	194.4
Sacked/Yards Lost	14/126	56/384
Gross Yards	4129	3494
Attempts/Completions	656/428	526/298
Completion Pct.	65.2%	56.7%
Had Intercepted	11	18
Punts/Average	77/45.1	81/45.7
Net Punting Avg.	39.6	41
Penalties/Yards	81/691	103/980
Fumbles/Ball Lost	22/7	18/9
Touchdowns	50	36
Rushing	12	13
Passing	35	22
Returns	3	1

Score by Period

	Q1	Q2	Q3	Q4	OT	Pts
Steelers	62	154	68	132	0	416
Opponents	54	115	66	77	0	312

Passing

	Att	Cmp	Yds	Cmp%	TD	Int	Lg	Sack/Lost	Rating
Roethlisberger	608	399	3803	65.6%	33	10	84t	13/118	94.1
Rudolph	43	25	324	58.1%	2	1	47	1/8	87.8
Dobbs	5	4	2	80.0%	0	0	3	0/0	79.2
Steelers	656	428	4129	65.2%	35	11	84t	14/126	93.5
Opponents	526	298	3494	56.7%	22	18	73t	56/384	76.7

Scoring

	TD	Ru	Pa	Rt	PAT	FG	2Pt	Pts
Boswell	0	0	0	0	34/38	19/20	0	91
Claypool	11	2	9	0	0/0	0/0	0	66
Smith-Schuster	9	0	9	0	0/0	0/0	1	56
Johnson	7	0	7	0	0/0	0/0	0	42
Conner	6	6	0	0	0/0	0/0	0	36
Ebron	5	0	5	0	0/0	0/0	1	32
Washington	5	0	5	0	0/0	0/0	0	30
Snell	4	4	0	0	0/0	0/0	0	24
Wright	0	0	0	0	7/7	4/4	0	19
Spillane	1	0	0	1	0/0	0/0	0	6
Fitzpatrick	1	0	0	1	0/0	0/0	0	6
Haden	1	0	0	1	0/0	0/0	0	6
Watt	0	0	0	0	0/0	0/0	0	2
Steelers	50	12	35	3	41/45	23/24	2	416

Opponents 36 13 22 1 32/33 20/24 2 312
 2-Pt. Conversions: Steelers 2/5, Opponents: 2/3
 Sacks: Watt 15.0, Tuitt 11.0, Dupree 8.0, Heyward 4.0, Hilton 3.0, Williams 3.0, Alualu 2.0, Highsmith 2.0, Spillane 2.0, Edmunds 1.0, Wormley 1.0, Williams 1.0, Elliott 1.0, Bush 1.0, Sutton 1.0
 Steelers: 56.0, Opponents: 14.0

Rushing

	No.	Yds	Avg	Long	TD
Conner	169	721	4.3	59	6
Snell	111	368	3.3	30	4
McFarland	33	113	3.4	20	0
McCloud	4	65	16.3	58	0
Samuels	9	28	3.1	6	0
Dobbs	2	20	10.0	13	0
Claypool	10	16	1.6	8	2
Johnson	3	15	5.0	9	0
Roethlisberger	25	11	0.4	11	0
Rudolph	7	-6	-0.9	1	0
Steelers	373	1351	3.6	59	12
Opponents	414	1783	4.3	74t	13

Receiving

	No.	Yds	Avg	Long	TD
Smith-Schuster	97	831	8.6	31t	9
Johnson	88	923	10.5	47	7
Claypool	62	873	14.1	84t	9
Ebron	56	558	10.0	27	5
Conner	35	215	6.1	18	0
Washington	30	392	13.1	50t	5
McCloud	20	77	3.9	13	0
McDonald	15	99	6.6	15	0
Snell	10	61	6.1	14	0
Samuels	9	46	5.1	12	0
McFarland	6	54	9.0	17	0
Rader	0	0	0.0	0	0
Hawkins	0	0	0.0	0	0
Steelers	428	4129	9.6	84t	35
Opponents	298	3494	11.7	73t	22

Interceptions

	No.	Yds	Avg	Long	TD
Fitzpatrick	4	77	19.3	37	1
Hilton	3	5	1.7	8	0
Haden	2	38	19.0	24	1
Edmunds	2	11	5.5	7	0
Nelson	2	3	1.5	3	0
Spillane	1	33	33.0	33t	1
Highsmith	1	2	2.0	2	0
Heyward	1	0	0.0	0	0
Watt	1	0	0.0	0	0
Sutton	1	0	0.0	0	0
Steelers	18	169	9.4	37	3
Opponents	11	221	20.1	53	1

Punting

	No.	Yds	Avg	Net	TB	In	Lg	B
Berry	57	2609	45.8	40.5	3	23	62	0
Colquitt	20	861	43.1	37.1	2	6	59	0
Steelers	77	3470	45.1	39.6	5	29	62	0
Opponents	81	3701	45.7	41	1	24	67	0

Punt Returns

	Ret	FC	Yds	Avg	Long	TD
McCloud	29	19	298	10.3	57	0
Johnson	8	2	58	7.3	18	0
Haden	0	1	0	0.0	0	0
Steelers	37	22	356	9.6	57	0
Opponents	32	27	320	10.0	73	0

Kickoff Returns

	No.	Yds	Avg	Long	TD
McCloud	28	646	23.1	49	0
Johnson	1	24	24.0	24	0
Steelers	29	670	23.1	49	0
Opponents	41	908	22.1	64	0

Field Goals

	1-19	20-29	30-39	40-49	50+
Boswell	0/0	5/5	6/6	7/8	1/1
Wright	0/0	1/1	1/1	2/2	0/0
Steelers	0/0	6/6	7/7	9/10	1/1
Opponents	0/0	5/5	6/6	7/8	2/5
Boswell: (41G,36G)(21G)(33G,26G)(41G) (35G (38G,30G)(59G,43G)(41G,30G,45G) (45N,44G,47G)(25G,27G)(25G)					
Wright: (37G)(29G,46G,46G)					
Opponent: (21G)(49G,58N,28G)(57N) (51G,45N)(51G)(38G,44G,45G,39G)(37G) (41G)(49G,45G,45G)(34G,23G)(34G,55N,33G) (28G)(23G)					

STEELERS 2019 (Won 8, Lost 8)

Schedule

Date	W-L	Score	Opponent	Attendance
9/8	L	33-3	at New England	65,878
9/15	L	28-26	Seattle	65,063
9/22	L	24-20	at San Francisco	69,439
9/30	W	27-3	Cincinnati	57,959
10/6	L	26-23/OT	Baltimore	64,037
10/13	W	24-17	at L.A. Chargers	25,425
10/28	W	27-14	Miami	59,244
11/3	W	26-24	Indianapolis	61,115
11/10	W	17-12	L.A. Rams	63,627
11/14	L	21-7	at Cleveland	67,431
11/24	W	16-10	at Cincinnati	47,423
12/1	W	20-13	Cleveland	62,157
12/08	W	23-17	at Arizona	63,880
12/15	L	17-10	Buffalo	64,694
12/22	L	16-10	at N.Y. Jets	78,523
12/29	L	28-10	at Baltimore	70,695

Team Statistics

	Pittsburgh	Opponent
Total First Downs	265	304
Rushing	75	110
Passing	147	164
Penalty	43	30
3rd Down: Made/Att	67/195	76/209
3rd Down Pct.	34.4%	36.4%
4th Down: Made/Att	2/15	10/21
4th Down Pct.	13.3%	47.6%
Possession Avg.	28:42	31:18
Total Net Yards	4428	4866
Avg. Per Game	276.8	304.1
Total Plays	937	1030
Avg. Per Play	4.7	4.7
Net Yards Rushing	1447	1753
Avg. Per Game	90.4	109.6
Total Rushes	395	462
Net Yards Passing	2981	3113
Avg. Per Game	186.3	194.6
Sacked/Yards Lost	32/233	54/342
Gross Yards	3214	3455
Attempts/Completions	510/315	514/314
Completion Pct.	61.8%	61.1%
Had Intercepted	19	20
Punts/Average	74/45.5	73/46.1
Net Punting Avg.	40.9	40.0
Penalties/Yards	111/893	115/1118
Fumbles/Ball Lost	30/11	33/18
Touchdowns	29	32
Rushing	7	7
Passing	18	23
Returns	4	2

Score by Period

	Q1	Q2	Q3	Q4	OT	Pts
Steelers	47	96	89	57	0	289
Opponents	67	94	49	90	3	303

Passing

	Att	Cmp	Yds	Cmp%	TD	Int	Long	Sack/Lost	Rating
Rudolph	283	176	1765	62.2%	13	9	76t	15/124	82.0
Hodges	160	100	1063	62.5%	5	8	79t	15/102	71.4
Roethlisberger	62	35	351	56.5%	0	1	45	2/7	66.0
Samuels	5	4	35	80.0%	0	1	21	0/0	56.3
Steelers	510	315	3214	61.8%	18	19	79t	32/233	76.1
Opponents	514	314	3455	61.1%	23	20	58t	54/342	79.2

Scoring

	TD	Ru	Pa	Rt	PAT	FG	2Pt	Pts
Boswell	0	0	0	0	28/28	29/31	0	115
Conner	7	4	3	0	0/0	0/0	0	42
Johnson	6	0	5	1	0/0	0/0	0	36
Washington	3	0	3	0	0/0	0/0	0	18
Smith-Schuster	3	0	3	0	0/0	0/0	0	18
McDonald	3	0	3	0	0/0	0/0	0	18
Samuels	2	1	1	0	0/0	0/0	0	12
Fitzpatrick	2	0	0	2	0/0	0/0	0	12
Snell Jr.	2	2	0	0	0/0	0/0	0	12
Bush	1	0	0	1	0/0	0/0	0	6
Steelers	29	7	18	4	28/28	29/31	0	289
Opponents	32	7	23	2	30/31	25/31	0	303

2-Pt. Conversions: Steelers 0/1, Opponents 0/1

Sacks: Watt 14.5, Dupree 11.5, Heyward 9.0, Hargrave 4.0, Tuitt 3.5, Barron 3.0, Williams 2.5, Hilton 1.5, Bush 1.0, Berry 1.0, Sutton 1.0, Chickillo 0.5

Steelers: 53.0, Opponents: 32.0

Rushing

	No.	Yds	Avg	Long	TD
Conner	116	464	4.0	25	4
Snell Jr.	108	426	3.9	23	2
Samuels	66	175	2.7	13	1
Whyte	24	122	5.1	21	0
Edmunds	22	92	4.2	45	0
Hodges	21	68	3.2	22	0
Rudolph	21	42	2.0	13	0
Johnson	4	41	10.3	17	0
Holton	1	9	9.0	9	0
Brooks-James	8	7	0.9	8	0
Roethlisberger	1	7	7.0	7	0
McDonald	1	2	2.0	2	0
Berry	2	-8	-4.0	0	0
Steelers	395	1447	3.7	45	7
Opponents	462	1753	3.8	38	7

Receiving

	No.	Yds	Avg	Long	TD
Johnson	59	680	11.5	45t	5
Samuels	47	305	6.5	27	1
Washington	44	735	16.7	79t	3
Smith-Schuster	42	552	13.1	76t	3
McDonald	38	273	7.2	22	3
Conner	34	251	7.4	26t	3
Vannett	13	128	9.8	18	0
Switzer	8	27	3.4	8	0
Edmunds	6	48	8.0	11	0
Cain	5	72	14.4	35	0
Jones	4	61	15.3	28	0
Moncrief	4	18	4.5	11	0
Snell Jr.	3	23	7.7	14	0
Holton	3	21	7.0	18	0
Nix	2	4	2.0	4	0
Whyte	1	9	9.0	9	0
Gentry	1	4	4.0	4	0
Grimble	1	3	3.0	3	0
Steelers	315	3214	10.2	79t	79t
Opponents	314	3455	11.0	58t	58t

Interceptions

	No.	Yds	Avg	Long	TD
Fitzpatrick	5	130	26.0	96t	1
Haden	5	20	4.0	16	0
Watt	2	7	3.5	7	0
Bush	2	6	3.0	6	0
Nelson	1	33	33.0	33	0
Sutton	1	26	26.0	26	0
Kelly	1	10	10.0	10	0
Edmunds	1	2	2.0	2	0
Hilton	1	1	1.0	1	0
Barron	1	0	0.0	0	0
Steelers	20	235	11.8	96t	1
Opponents	19	228	12.0	49	0

Punting

	No.	Yds	Avg	Net	TB	In	Lg	B
Berry	74	3368	45.5	40.9	4	24	69	0
Steelers	74	3368	45.5	40.9	4	24	69	0
Opponents	73	3366	46.1	40	8	29	63	0

Punt Returns

	Ret	FC	Yds	Avg	Long	TD
Johnson	20	7	248	12.4	85t	1
Switzer	8	11	29	3.6	13	0
Sutton	1	1	8	8.0	8	0
Steelers	29	19	285	9.8	85t	1
Opponents	29	24	265	9.1	29	0

Kickoff Returns

	No.	Yds	Avg	Long	TD
Whyte	14	264	18.9	34	0
Switzer	9	166	18.4	26	0
Holton	3	55	18.3	21	0
Brooks-James	2	32	16.0	16	0
Snell Jr.	1	8	8.0	8	0
Steelers	29	525	18.1	34	0
Opponents	44	946	21.5	46	0

Field Goals

	1-19	20-29	30-39	40-49	50+
Boswell	1/1	11/11	7/7	9/10	1/2
Steelers	1/1	11/11	7/7	9/10	1/2
Opponents	0/0	8/8	9/9	7/10	1/4

Boswell: (19G)(41G,33G)(46G,26G) (29G,49G)(41G,29G,33G)(20G) (42G,54N,41G)(21G,51G,33G,26G) (33G)(44N)(26G,47G,26G)(39G,29G) (30G,37G,25G)(49G)(49G)(26G)

Opponent: (25G,41G,35G,39G)(58N)(24G) (28G)(27G,26G,48G,46G)(43N,38G) (25G,43N)(50N,30G)(45N,50N)(27G) (31G,34G)(30G)(36G)(34G,37G,42G)(45G,22G,42G,47G)

STEELERS 2018 (Won 9, Lost 6, Tied 1)

Schedule

Date	W-L	Score	Opponent	Attendance
9/9	T	21-21	at Cleveland	67,431
9/16	L	42-37	Kansas City	63,956
9/24	W	30-27	at Tampa Bay	62,571
9/30	L	26-14	Baltimore	62,030
10/7	W	41-17	Atlanta	64,781
10/14	W	28-21	at Cincinnati	60,594
10/28	W	33-18	Cleveland	63,780
11/4	W	23-16	at Baltimore	70,997
11/8	W	52-21	Carolina	62,881
11/18	W	20-16	at Jacksonville	67,683
11/25	L	24-17	at Denver	76,536
12/2	L	33-30	Los Angeles	61,069
12/9	L	24-21	at Oakland	53,960
12/16	W	17-10	New England	65,280
12/23	L	31-28	at New Orleans	73,086
12/30	W	16-13	Cincinnati	63,874

Team Statistics

	Pittsburgh	Opponent
Total First Downs	378	317
Rushing	88	84
Passing	251	200
Penalty	39	33
3rd Down: Made/Att	88/198	72/197
3rd Down Pct.	44.4%	36.5%
4th Down: Made/Att	9/14	7/13
4th Down Pct.	64.3%	53.8%
Possession Avg.	30.41	29.19
Total Net Yards	6453	5235
Avg. Per Game	403.3	327.2
Total Plays	1058	987
Avg. Per Play	6.1	5.3
Net Yards Rushing	1445	1538
Avg. Per Game	90.3	96.1
Total Rushes	345	369
Net Yards Passing	5008	3697
Avg. Per Game	313.0	231.1
Sacked/Yards Lost	24/166	52/347
Gross Yards	5174	4044
Attempts/Completions	689/459	566/362
Completion Pct.	66.6%	64.0%
Had Intercepted	17	8
Punts/Average	64/43.4	82/44.0
Net Punting Avg.	38.4	39.5
Penalties/Yards	111/2016	136/1170
Fumbles/Ball Lost	21/9	16/7
Touchdowns	54	42
Rushing	16	13
Passing	35	27
Returns	3	2

Score by Period

	Q1	Q2	Q3	Q4	OT	Pts
Steelers	70	166	101	91	0	428
Opponents	96	69	72	123	0	360

Passing

	Att	Cmp	Yds	Cmp%	TD	Int	Long	Sack/Lost	Rating
Roethlisberger	675	452	5129	67.0%	34	16	971	24/166	96.5
Dobbs	12	6	43	50.0%	0	1	22	0/0	24.0
Boswell	1	1	2	100.0%	1	0	21	0/0	118.8
Brown	1	0	0	0.0%	0	0	0	0/0	39.6
Steelers	689	459	5174	66.6%	35	17	971	24/166	95.5
Opponents	566	362	4044	64.0%	27	8	71	52/347	95.2

Scoring

	TD	Ru	Pa	Rt	PAT	FG	2Pt	Pts
Brown	15	0	15	0	0/0	0/0	0	90
Boswell	0	0	0	0	43/48	13/20	0	82
Conner	13	12	1	0	0/0	0/0	2	82
Smith-Schuster	7	0	7	0	0/0	0/0	1	44
McDonald	4	0	4	0	0/0	0/0	0	24
Samuels	3	0	3	0	0/0	0/0	0	18
Roethlisberger	3	3	0	0	0/0	0/0	0	18
James	2	0	2	0	0/0	0/0	0	12
McCrane	0	0	0	0	1/1	3/3	0	10
Washington	1	0	1	0	0/0	0/0	0	6
Dupree	1	0	0	1	0/0	0/0	0	6
Switzer	1	0	1	0	0/0	0/0	0	6
Villanueva	1	0	1	0	0/0	0/0	0	6
Ridley	1	0	1	0	0/0	0/0	0	6
Fort	1	0	0	1	0/0	0/0	0	6
Williams	1	0	0	1	0/0	0/0	0	6

Rogers	0	0	0	0	0/0	0/0	1	2
Burns	0	0	0	0	0/0	0/0	0	2
Steelers	54	16	35	3	44/49	16/23	4	428
Opponents	42	13	27	2	38/39	22/26	2	360

2-Pt. Conversions: Steelers 4/5, Opponents: 2/3

Sacks: Watt 13.0, C. Heyward 8.0, Hargrave 6.5, Tuitt 5.5, Dupree 5.5, Williams 4.5, Bostic 2.5, Chickillo 1.5, Edmunds 1.0, Fort 1.0, Hilton 1.0, McCullers 1.0

Steelers: 51.0, Opponents: 24.0

Rushing

	No.	Yds	Avg	Long	TD
Conner	215	973	4.5	30	12
Samuels	56	256	4.6	25	0
Roethlisberger	31	98	3.2	18	3
Ridley	29	80	2.8	12	1
Switzer	6	21	3.5	8	0
Smith-Schuster	1	13	13.0	13	0
Dobbs	4	11	2.8	10	0
Nix	1	4	4.0	4	0
Rogers	1	-4	-4.0	-4	0
Heyward-Bey	1	-7	-7.0	-7	0
Steelers	345	1445	4.2	30	1
Opponents	369	1538	4.2	51	13

Receiving

	No.	Yds	Avg	Long	TD
Smith-Schuster	111	1426	12.8	971	7
Brown	104	1297	12.5	781	15
Conner	55	497	9.0	29	1
McDonald	50	610	12.2	751	4
Switzer	36	253	7.0	24	1
James	30	423	14.1	51	2
Samuels	26	199	7.7	23	3
Washington	16	217	13.6	47	1
Rogers	12	79	6.6	17	0
Grimble	6	86	14.3	23	0
Nix	4	38	9.5	19	0
Hunter	3	21	7.0	12	0
Ridley	3	18	6.0	10	0
Heyward-Bey	1	9	9.0	9	0
Villanueva	1	2	2.0	21	1
Roethlisberger	1	-1	-1.0	-1	0
Steelers	459	5174	11.3	971	35
Opponents	362	4044	11.2	71	27

Interceptions

	No.	Yds	Avg	Long	TD
Haden	2	0	0.0	0	0
Edmunds	1	35	35.0	35	0
Davis	1	27	27.0	27	0
Williams	1	17	17.0	171	1
Dupree	1	10	10.0	101	1
Hilton	1	0	0.0	0	0
Sutton	1	0	0.0	0	0
Steelers	8	89	11.1	35	2
Opponents	17	147	8.6	581	1

Punting

	No.	Yds	Avg	Net	TB	In	Lg	B
Berry	63	2753	43.7	38.8	4	28	69	0
Roethlisberger	1	27	27.0	9.0	0	0	27	0
Steelers	64	2780	43.4	38.4	4	28	69	0
Opponents	82	3610	44.0	39.5	6	28	64	1

Punt Returns

	Ret	FC	Yds	Avg	Long	TD
Switzer	30	25	252	8.4	23	0
Samuels	1	0	0	0.0	0	0
Team	31	26	252	8.1	23	0
Opponents	17	25	245	14.4	731	1

Kickoff Returns

	No.	Yds	Avg	Long	TD
Switzer	30	607	20.2	35	0
Nix	1	12	12.0	12	0
Samuels	1	0	0.0	0	0
Steelers	32	619	19.3	35	0
Opponents	35	727	20.8	51	0

Field Goals

	1-19	20-29	30-39	40-49	50+
Boswell	0/0	3/3	4/6	5/10	1/1
McCrane	0/0	0/0	2/2	1/1	0/0
Steelers	0/0	3/3	6/8	6/11	1/1
Opponents	0/0	6/6	6/6	10/12	0/2

Boswell: (42N)(49N)(38G, 47N)(34G, 39G)() (21G, 24G)(42G)(29G)(50G)() (48B, 41G)(48G) (39N, 40N)(32N, 48G)(49G, 30G)

TM: 42N)(49N)(38G, 47N)(34G, 39G)() (21G, 24G)(42G)(29G)(50G)() (48B, 41G)(48G) (39N, 40N)(32N, 48G, 49G, 30G)(39G, 47G, 35G)

OPP: (43B)() (21G, 28G) (47G, 49G, 28G, 31G) (47G)() (34G, 45G, 41N)(23G, 23G, 37G)() (48G, 38G, 43G) (41G)(52G, 29G)(44G)(33G)(43G, 50B)(49G, 32G)

STEELERS 2017 (Won 13, Lost 3)

Schedule

Date	W-L	Score	Opponent	Attendance
9/10	W	21-18	at Cleveland	67,431
9/17	W	26-9	Minnesota	65,971
9/24	L	23-17	at Chicago	61,172
10/1	W	26-9	at Baltimore	71,126
10/8	L	30-9	Jacksonville	66,237
10/15	W	19-13	at Kansas City	76,994
10/22	W	29-14	Cincinnati	65,363
10/29	W	20-15	at Detroit	64,983
11/12	W	20-17	at Indianapolis	66,146
11/16	W	40-17	Tennessee	60,703
11/26	W	31-28	Green Bay	62,147
12/4	W	23-20	at Cincinnati	56,029
12/10	W	39-38	Baltimore	60,069
12/17	L	27-24	New England	68,574
12/25	W	34-6	at Houston	71,842
12/31	W	28-24	Cleveland	50,704

Team Statistics

	Pittsburgh	Opponent
Total First Downs	348	270
Rushing	96	89
Passing	217	157
Penalty	35	34
3rd Down: Made/Att	92/209	72/199
3rd Down Pct.	44.0%	36.2%
4th Down: Made/Att	3/8	6/19
4th Down Pct.	37.5%	31.6%
Possession Avg.	31:56	28:04
Total Net Yards	6047	4910
Avg. Per Game	377.9	306.9
Total Plays	1051	940
Avg. Per Play	5.8	5.2
Net Yards Rushing	1667	1693
Avg. Per Game	104.2	105.8
Total Rushes	437	385
Net Yards Passing	4380	321.7
Avg. Per Game	273.8	201.1
Sacked/Yards Lost	24/154	56/393
Gross Yards	4534	3610
Attempts/Completions	590/384	499/297
Completion Pct.	65.1%	59.5%
Had Intercepted	15	16
Punts/Average	64/43.2	77/45.1
Net Punting Avg.	39.8	42.4
Penalties/Yards	101/896	110/1041
Fumbles/Ball Lost	15/5	19/6
Touchdowns	43	36
Rushing	12	14
Passing	29	20
Returns	2	2

Score by Period

	Q1	Q2	Q3	Q4	OT	Pts
Steelers	79	137	87	103	0	406
Opponents	65	84	91	62	6	308

Passing

	Att	Cmp	Yds	Cmp%	TD	Int	Long	Sack/Lost	Rating
Roethlisberger	561	360	4251	64.2%	28	14	97t	21/139	93.4
Jones	28	23	239	82.1%	1	1	46	3/15	99.3
Golden	1	1	44	100.0%	0	0	44	0/0	118.8
Steelers	590	384	4534	65.1%	29	15	97t	24/154	94.1
Opponents	499	297	3610	59.5%	20	16	75t	56/393	81.8

Scoring

	TD	Ru	Pa	Rt	PAT	FG	2Pt	Pts
Boswell	0	0	0	0	37/39	35/38	0	142
Beill	11	9	2	0	0/0	0/0	0	66
Brown	0	9	0	0	0/0	0/0	1	56
Smith-Schuster	8	0	7	1	0/0	0/0	0	48
Bryant	3	0	3	0	0/0	0/0	1	20
James	3	0	3	0	0/0	0/0	0	18
Nix	2	1	1	0	0/0	0/0	0	12
Grimble	1	0	1	0	0/0	0/0	0	6
Heyward-Bey	1	1	0	0	0/0	0/0	0	6
Rogers	1	0	1	0	0/0	0/0	0	6
Chickillo	1	0	0	1	0/0	0/0	0	6
Ridley	1	1	0	0	0/0	0/0	0	6
McDonald	1	0	1	0	0/0	0/0	0	6
Hunter	1	0	1	0	0/0	0/0	0	6
Steelers	43	12	29	2	37/39	35/38	2	406
Opponents	36	14	20	2	28/31	20/24	2	308

2-Pt. Conversions: Steelers 2/4, Opponents: 2/4

Sacks: Heyward 12.0, Williams 8.0, Watt 7.0, Dupree 6.0, Hilton 4.0, Alualu 4.0, Chickillo 3.0, Tuitt 3.0, Hargrave 2.0, Walton 2.0, Davis 1.0, Harrison 1.0, Fort 1.0, Spence 1.0, Haden 1.0

Steelers: 56.0, Opponents: 24.0

Rushine

	No.	Yds	Avg	Long	TD
Bell	321	1291	4.0	27	9
Conner	32	144	4.5	23	0
Ridley	26	108	4.2	21	1
Roethlisberger	28	47	1.7	14	0
Heyward-Bey	2	32	16.0	29t	1
Toussaint	6	25	4.2	7	0
Bryant	6	22	3.7	13	0
Watson	5	8	1.6	3	0
Nix	3	0	0.0	1t	1
Jones	8	-10	-1.3	0	0
Steelers	437	1667	3.8	29t	12
Opponents	385	1693	4.4	90t	14

Receiving

	No.	Yds	Avg	Long	TD
Brown	101	1533	15.2	57	9
Bell	85	655	7.7	42	2
Smith-Schuster	58	917	15.8	97t	7
Bryant	50	603	12.1	51	3
James	43	372	8.7	32	3
Rogers	18	149	8.3	18t	1
McDonald	14	188	13.4	28	1
Grimble	5	32	6.4	12	1
Hunter	4	23	5.8	7	1
Heyward-Bey	2	47	23.5	44	0
Toussaint	2	9	4.5	7	0
Nix	2	6	3.0	5	1
Conner	0	0	0.0	0	0
Steelers	384	4534	11.8	97t	29
Opponents	297	3610	12.2	75t	20

Interceptions

	No.	Yds	Avg	Long	TD
Davis	3	76	25.3	41	0
Shazier	3	2	0.7	2	0
Hilton	2	45	22.5	26	0
Sensabaugh	1	32	32.0	32	0
Watt	1	17	17.0	17	0
Williams	1	13	13.0	13	0
Haden	1	1	1.0	1	0
Wilcox	1	0	0.0	0	0
Burns	1	0	0.0	0	0
Golden	1	-1	-1.0	-1	0
Gay	1	-1	-1.0	-1	0
Steelers	16	184	11.5	41	0
Opponents	15	152	10.1	61t	2

Punting

	No.	Yds	Avg	Net	TB	In	Lg	B
Berry	64	2763	43.2	39.8	2	26	62	0
Steelers	64	2763	43.2	39.8	2	26	62	0
Opponents	77	3469	45.1	42.4	0	30	62	1

Punt Returns

	Ret	FC	Yds	Avg	Long	TD
Rogers	19	10	146	7.7	27	0
Brown	11	10	61	5.5	16	0
Steelers	30	20	207	6.9	27	0
Opponents	23	24	177	7.7	32	0

Kickoff Returns

	No.	Yds	Avg	Long	TD
Smith-Schuster	9	240	26.7	96t	1
Bryant	9	151	16.8	38	0
Watson	7	140	20.0	25	0
Toussaint	6	94	15.7	23	0
Golden	1	5	5.0	5	0
Grimble	1	0	0.0	0	0
Steelers	33	630	19.1	96t	1
Opponents	43	906	21.1	40	0

Field Goals

	1-19	20-29	30-39	40-49	50+
Boswell	0/0	10/10	12/14	9/10	4/4
Steelers	0/0	10/10	12/14	9/10	4/4
Opponents	1/1	2/2	5/5	10/12	2/4

Boswell: ()(466, 296, 376, 436)(358, 326)(316, 496, 44N)(296, 346, 206)(246)(226, 246, 416, 496, 256)(346, 386)

(416, 37N, 336)(416, 286, 506, 266)(536)(306, 376, 386)(526, 436, 246, 466)(516)(346, 366)()

TM: ()(466, 296, 376, 436)(358, 326)(316, 496, 44N)(296, 346, 206)(246)(226, 246, 416, 496, 256)(346, 386)(416, 37N, 336)(416, 286, 506, 266)(536)(306, 376, 386)(526, 436, 246, 466)(516)(346, 366)()

OPP: (246)(426)(47N, 246, 326)(62N, 426)(476)(466, 336)()(486, 376, 516, 346, 196)(486)(488, 446)(57N)(356, 416)(476)(466)(0)(516)

STEELERS 2016 (Won 11, Lost 5)

Schedule

Date	W-L	Score	Opponent	Attendance
9/12	W	38-16	at Washington	79,124
9/18	W	24-16	Cincinnati	65,072
9/25	L	34-3	at Philadelphia	69,596
10/2	W	43-14	Kansas City	61,278
10/9	W	31-13	N.Y. Jets	66,385
10/16	L	30-15	at Miami	65,351
10/23	L	27-16	New England	66,009
11/6	L	21-14	at Baltimore	71,286
11/13	L	35-30	Dallas	67,737
11/20	W	24-9	at Cleveland	67,431
11/24	W	28-7	at Indianapolis	66,583
12/4	W	24-14	N.Y. Giants	65,825
12/11	W	27-20	at Buffalo	69,657
12/18	W	24-20	at Cincinnati	62,096
12/25	W	31-27	Baltimore	66,276
1/1	W	27-24	Cleveland	55,921

Team Statistics

	Pittsburgh	Opponent
Total First Downs	336	313
Rushing	97	95
Passing	210	184
Penalty	29	34
3rd Down: Made/Att	83/202	88/214
3rd Down Pct.	41.1%	41.1%
4th Down: Made/Att	9/16	11/21
4th Down Pct.	56.3%	52.4%
Possession Avg.	30.22	29.38
Total Net Yards	5962	5482
Avg. Per Game	372.6	342.6
Total Plays	1026	997
Avg. Per Play	5.8	5.5
Net Yards Rushing	1760	1600
Avg. Per Game	110.0	100.0
Total Rushes	409	269
Net Yards Passing	4202	3882
Avg. Per Game	262.2	242.6
Sacked/Yards Lost	21/175	38/259
Gross Yards	4377	4141
Attempts/Completions	596/381	590/381
Completion Pct.	63.9%	64.6%
Had Intercepted	15	13
Punts/Average	69/44.9	70/43.4
Net Punting Avg.	40.2	38.8
Penalties/Yards	113/1068	109/920
Fumbles/Ball Lost	16/3	21/10
Touchdowns	47	36
Rushing	13	15
Passing	33	20
Returns	1	1

Score by Period

	Q1	Q2	Q3	Q4	OT	Pts
Steelers	95	94	59	145	6	399
Opponents	62	83	74	105	3	327

Passing

	Att	Cmp	Yds	Cmp%	TD	Int	Long	Sack/Lost	Rating
Roethlisberger	509	328	3819	64.4%	29	13	72t	17/141	95.4
Jones	86	53	558	61.6%	4	2	51	4/34	86.3
Bell	1	0	0	0.0%	0	0	0	0/0	39.6
Steelers	596	381	4377	63.9%	33	15	72t	21/175	93.9
Opponents	590	381	4141	64.6%	20	13	95t	38/259	87.3

Scoring

	TD	Ru	Pa	Rt	PAT	FG	2Pt	Pts
Boswell	0	0	0	0	36/36	21/25	0	99
Brown	12	0	12	0	0/0	0/0	0	72
Bell	9	7	2	0	0/0	0/0	1	56
D. Williams	6	4	2	0	0/0	0/0	0	36
Heyward-Bey	3	1	2	0	0/0	0/0	0	18
Rogers	3	0	3	0	0/0	0/0	0	18
James	3	0	3	0	0/0	0/0	0	18
Coates	2	0	2	0	0/0	0/0	0	12
Grimble	2	0	2	0	0/0	0/0	0	12
Hamilton	2	0	2	0	0/0	0/0	0	12
Bullock	0	0	0	1/1	3/3	0	0	10
Wheaton	1	0	1	0	0/0	0/0	1	8
Green	1	0	1	0	0/0	0/0	0	6
Roethlisberger	1	1	0	0	0/0	0/0	0	6
Ayers	1	0	1	0	0/0	0/0	0	6
Hargrave	1	0	0	1	0/0	0/0	0	6
D. Johnson	0	0	0	0	0/0	0/0	1	2
Steelers	47	13	33	1	37/37	24/28	3	399

Opponents 36 15 20 1 29/32 26/31 2 327

2-Pt. Conversions: Steelers 3/9, Opponents: 2/4

Sacks: Harrison 5.0, Dupree 4.5, Tuitt 4.0, Shazier 3.5, Moats 3.5, Heyward 3.0, Timmons 2.5, Chickillo 2.5, Hargrave 2.0, V. Williams 2.0, Davis 1.5, Gay 1.0, Mathews 1.0, McCullers 1.0, J. Jones 1.0

Steelers: 38.0, Opponents: 21.0

Rushing

	No.	Yds	Avg	Long	TD
Bell	261	1268	4.9	44	7
D. Williams	98	343	3.5	17	4
Heyward-Bey	1	60	60.0	60t	1
Toussaint	14	58	4.1	16	0
Roethlisberger	16	14	0.9	14	1
Coates	4	14	3.5	15	0
Brown	3	9	3.0	13	0
Richardson	2	7	3.5	6	0
Rogers	1	6	6.0	6	0
Berry	1	-3	-3.0	-3	0
L. Jones	6	-4	-0.7	0	0
Ayers	2	-12	-6.0	0	0
Steelers	409	1760	4.3	60t	13
Opponents	369	1600	4.3	67	15

Receiving

	No.	Yds	Avg	Long	TD
Brown	106	1284	12.1	51	12
Bell	75	616	8.2	32	2
Rogers	48	594	12.4	39	3
Coates	39	338	8.7	24	3
James	21	435	20.7	72t	2
Green	18	304	16.9	37	1
D. Williams	18	118	6.6	20	2
Hamilton	17	234	13.8	39	2
Grimble	11	118	10.7	20t	2
Johnson	7	80	11.4	26	0
Heyward-Bey	6	114	19.0	46	2
Ayers	6	53	8.8	15	1
Wheaton	4	51	12.8	30t	1
Toussaint	3	33	11.0	15	0
Nix	2	5	2.5	3	0
Steelers	381	4377	11.5	72t	33
Opponents	381	4141	10.9	95t	20

Interceptions

	No.	Yds	Avg	Long	TD
Burns	3	13	4.3	9	0
Shazier	3	0	0.0	0	0
Timmons	2	74	37.0	58	0
Mitchell	1	26	26.0	26	0
J. Jones	1	20	20.0	20	0
Gay	1	0	0.0	0	0
Davis	1	0	0.0	0	0
Harrison	1	0	0.0	0	0
Steelers	13	133	10.2	58	0
Opponents	15	220	14.7	67	0

Punting

	No.	Yds	Avg	Net	TB	In	Gd	B
Berry	68	3100	45.6	40.2	3	25	64	1
Steelers	68	3100	45.6	40.2	3	25	64	1
Opponents	70	3039	43.4	38.8	7	23	58	0

Punt Returns

	Ret	FC	Yds	Avg	Long	TD
Brown	15	15	140	9.3	33	0
Rogers	7	4	45	6.4	15	0
Steelers	22	19	185	8.4	33	0
Opponents	28	17	269	9.6	39	0

Kickoff Returns

	No.	Yds	Avg	Long	TD
Toussaint	13	278	21.4	33	0
Coates	6	150	25.0	44	0
Hamilton	5	83	16.6	20	0
J. Gilbert	3	69	23.0	32	0
Brown	1	23	23.0	23	0
Steelers	28	603	21.5	44	0
Opponents	29	717	24.7	72	0

Field Goals

	1-19	20-29	30-39	40-49	50+
Boswell	0/0	2/2	8/9	11/12	0/2
Bullock	0/0	0/0	2/2	1/1	0/0
Steelers	0/0	2/2	10/11	12/13	0/2
Opponents	0/0	8/9	10/10	7/9	1/3

Boswell: (46g)(49g)(36h,40g)() (47g)() (42N,32G,46G,44G,54N)() (39G,55N,25G)(32G,33G,22G)() (37G,39G) (45G,49G,49G,40G,49G,30G)(36G)() TM: (46g)(49g)(36h,40g)() (47g)() (42N,32G,46G,44G,54N)() (39G,55N,25G)(32G,33G,22G)() (44G,34G,38G)(37G,39G) (45G,49G,49G,40G,49G,30G)(36G)() OPP: (31G,40G,34G)(25G,33G,21G)(29G,38G) (49N)(35G,48G)(30G,23G,30G,24G,50N)() (49G,42G)(37G,53G,46G)(24G)(52N)() (23G,22G)(41G,38G,46G,23G)(49N,34G)

STEELERS 2015 (Won 10, Lost 6)

Schedule

Date	W-L	Score	Opponent	Attendance
9/10	L	28-21	at New England	66,829
9/20	W	43-18	San Francisco	66,472
9/27	W	12-6	at St. Louis	52,433
10/1	L	23-20/OT	Baltimore	66,929
10/12	W	24-20	at San Diego	67,658
10/18	W	25-13	Arizona	63,846
10/25	L	23-13	at Kansas City	76,365
11/1	L	16-10	Cincinnati	64,750
11/8	W	38-35	Oakland	65,520
11/15	W	30-9	Cleveland	64,402
11/29	L	39-30	at Seattle	69,055
12/6	W	45-10	Indianapolis	58,701
12/13	W	33-20	at Cincinnati	65,564
12/20	W	34-27	Denver	67,234
12/27	L	20-17	at Baltimore	71,261
1/3	W	28-12	at Cleveland	66,693

Team Statistics

	Pittsburgh	Opponent
Total First Downs	331	327
Rushing	91	71
Passing	207	231
Penalty	33	25
3rd Down: Made/Att	75/193	90/225
3rd Down Pct.	38.9%	40.0%
4th Down: Made/Att	4/12	7/24
4th Down Pct.	33.3%	29.2%
Possession Avg.	29.24	30.36
Total Net Yards	6327	5809
Avg. Per Game	395.4	363.1
Total Plays	1011	1055
Avg. Per Play	6.3	5.5
Net Yards Rushing	1724	1459
Avg. Per Game	107.8	91.2
Total Rushes	388	382
Net Yards Passing	4603	4350
Avg. Per Game	287.7	271.9
Sacked/Yards Lost	33/219	48/311
Gross Yards	4822	4661
Attempts/Completions	590/391	625/402
Completion Pct.	66.3%	64.3%
Had Intercepted	21	17
Punts/Average	59/42.6	70/43.8
Net Punting Avg.	39.1	38.8
Penalties/Yards	94/868	121/1149
Fumbles/Ball Lost	16/7	27/13
Touchdowns	45	35
Rushing	16	5
Passing	26	29
Returns	3	0

Score by Period

	Q1	Q2	Q3	Q4	OT	Pts
Steelers	63	134	81	145	0	423
Opponents	64	92	37	123	3	319

Passing

	Att	Cmp	Yds	Cmp%	TD	Int	Long	Sack/Lost	Rating
Roethlisberger	469	319	3938	68.0%	21	16	69t	20/141	94.1
Jones	55	32	513	58.2%	3	4	88t	2/17	77.3
Vick	66	40	371	60.6%	2	1	72t	10/53	79.8
A. Brown	0	0	0	0.0%	0	0	0	1/8	0.0
Steelers	590	391	4822	66.3%	26	21	88t	33/219	91.2
Opponents	625	402	4661	64.3%	29	17	80t	48/311	90.9

&Team Record

Scoring

	TD	Ru	Pa	Rt	PAT	FG	2Pt	Pts
Boswell	0	0	0	0	25/27	0	0	113
A. Brown	11	0	10	1	0/0	2	2	70
Williams	11	11	0	0	0/0	1	1	68
Bryant	7	1	6	0	0/0	0	0	42
Wheaton	5	0	5	0	0/0	1	1	32
Scobee	0	0	0	0	6/10	0	0	24
Beil	3	3	0	0	0/0	0	0	18
Miller	2	0	2	0	0/0	1	1	14
Heyward-Bey	2	0	2	0	0/0	0	0	12
James	1	0	1	0	0/0	1	1	8
Johnson	1	1	0	0	0/0	1	1	8
Blake	1	0	0	1	0/0	0	0	6
Gay	1	0	0	1	0/0	0	0	6
Toussaint	0	0	0	0	0/0	1	1	2
Steelers	45	16	26	3	35/42	8	8	423
Opponents	35	6	29	0	26/31	1	1	319

2-Pt. Conversions: Steelers 8/11, Opponents: 1/3

Sacks: Heyward 7.0, Tuitt 6.5, Harrison 5.0, Timmons 5.0, Moats 4.0, Allen 4.0, Dupree 4.0, Shazier 3.5, J. Jones 2.0, Blake 1.0, Boykin 1.0, McLendon 1.0, Spence 1.0, Gay 1.0, Williams 0.5, McCullers 0.5

Steelers: 47.0, Opponents: 33.0

Rushing

	No.	Yds	Avg	Long	TD
Williams	200	907	4.5	55	11
Bell	113	556	4.9	42	3
Vick	20	99	5.0	24	0
Toussaint	18	42	2.3	7	0
Bryant	5	37	7.4	13	1
Roethlisberger	15	29	1.9	13	0
A. Brown	3	28	9.3	16	0
Todman	4	22	5.5	11	0
Johnson	4	7	1.8	6	1
Miller	1	2	2.0	2	0
Jac. Jones	5	-5	-1.0	0	0
Steelers	388	1724	4.4	55	16
Opponents	382	1459	3.8	44	6

Receiving

	No.	Yds	Avg	Long	TD
A. Brown	136&	1834&	13.5	59	10
Miller	60	535	8.9	27	2
Bryant	50	765	15.3	88t	6
Wheaton	44	749	17.0	72t	5
Williams	40	367	9.2	34	0
Bell	24	136	5.7	20	0
Heyward-Bey	21	314	15.0	66	2
James	8	56	7.0	20	1
Johnson	2	16	8.0	11	0
Nix	2	16	8.0	10	0
Spaeth	2	10	5.0	6	0
Murphy	1	16	16.0	16	0
Coates	1	11	11.0	11	0
Toussaint	0	0	0.0	0	0
Villanueva	0	0	0.0	0	0
Todman	0	0	0.0	0	0
Roethlisberger	0	-3	0.0	-3	0
Steelers	391	4822	12.3	88t	26
Opponents	402	4661	11.6	80t	29

&Team Record

Interceptions

	No.	Yds	Avg	Long	TD
Mitchell	3	16	5.3	9	0
Blake	2	112	56.0&	70t	1
Cockrell	2	62	31.0	37	0
Gay	2	30	15.0	23t	1
Golden	1	27	27.0	27	0
W. Allen	1	20	20.0	20	0
Harrison	1	6	6.0	6	0
J. Jones	1	5	5.0	5	0
Tuitt	1	3	3.0	3	0
Boykin	1	1	1.0	1	0
Timmons	1	0	0.0	0	0
Shazier	1	0	0.0	0	0
Steelers	17	282	16.6	70t	2
Opponents	21	241	11.5	54	0

&Team Record

Punting

	No.	Yds	Avg	Net	TB	In	Lg	B
Berry	59	2511	42.6	39.1	2	28	79	0
Steelers	59	2511	42.6	39.1	2	28	79	0
Opponents	70	3066	43.8	38.8	6	23	67	0

Punt Returns

	Ret	FC	Yds	Avg	Long	TD
Brown	22	13	212	9.6	71t	1
Jac. Jones	6	4	19	3.2	14	0
Steelers	28	17	231	8.3	71t	1
Opponents	19	21	165	8.7	25	0

Kickoff Returns

	No.	Yds	Avg	Long	TD
Archer	14	354	25.3	38	0
Jac. Jones	9	220	24.4	36	0
Wheaton	5	105	21.0	28	0
Todman	1	22	22.0	22	0
Steelers	29	701	24.2	38	0
Opponents	54	1200	22.2	60	0

Field Goals

	1-19	20-29	30-39	40-49	50+
Boswell	1/1	9/9	8/8	9/12	2/2
Scobee	0/0	2/2	1/1	3/7	0/0
Steelers	1/1	11/11	9/9	12/19	2/2
Opponents	0/0	7/7	7/7	9/11	3/6

Scobee: [44N, 46N, 44G, 24G] [1] [21G, 41G] [45G, 36G, 49N, 41N]

Boswell: [47G] [47G, 48G, 51G, 28G] [24G, 36G] [32G] [34G, 38G, 41N, 18G] [24G, 34G, 25G] [44G, 25G, 22G] [29G, 51G, 47N, 42G] [42G, 47G, 45G, 31G] [24G, 41G] [34G] [48N, 39G, 21G]

Opponents: [1] [47G] [49G, 27G] [40G, 42G, 52G] [60N, 40G, 54G] [47N, 31G, 39G] [30G, 22G, 27G, 54N] [44G, 45G, 42N, 44G] [1] [23G] [1] [35G] [54N, 46G, 27G] [1] [37G, 50G] [29G, 39G, 33G, 29G]

STEELERS 2014 (Won 11, Lost 5)

Schedule

Date	W-L	Score	Opponent	Attendance
9/7	W	30-27	Cleveland	64,598
9/11	L	26-6	at Baltimore	71,181
9/21	W	37-19	at Carolina	73,945
9/28	L	27-24	Tampa Bay	62,910
10/5	W	17-9	at Jacksonville	66,198
10/12	L	31-10	at Cleveland	67,431
10/20	W	30-23	Houston	56,375
10/26	W	51-34	Indianapolis	62,479
11/2	W	43-23	Baltimore	63,971
11/9	L	20-13	at N.Y. Jets	78,160
11/17	W	27-24	at Tennessee	69,143
11/30	L	35-52	New Orleans	61,916
12/7	W	42-21	at Cincinnati	65,512
12/14	W	27-20	at Atlanta	71,161
12/21	W	20-12	Kansas City	60,865
12/28	W	27-17	Cincinnati	64,697

Team Statistics

	Pittsburgh	Opponent
Total First Downs	379&	314
Rushing	98	88
Passing	243	193
Penalty	38	33
3rd Down: Made/Att	93/208	71/189
3rd Down Pct.	44.7%	37.6%
4th Down: Made/Att	5/10	10/14
4th Down Pct.	50.0%	71.4%
Possession Avg.	32.24	27.36
Total Net Yards	6577&	5654
Avg. Per Game	411.1	353.4
Total Plays	1068	944
Avg. Per Play	6.2	6.0
Net Yards Rushing	1752	1605
Avg. Per Game	109.5	100.3
Total Rushes	423	368
Net Yards Passing	4825	4049
Avg. Per Game	301.6&	253.1
Sacked/Yards Lost	33/172	33/194
Gross Yards	4997	4243
Attempts/Completions	612/411	543/350
Completion Pct.	67.2%	64.5%
Had Intercepted	10	11
Punts/Average	62/43.0	68/45.3
Net Punting Avg.	38.2	39.7
Penalties/Yards	103/834	97/835
Fumbles/Ball Lost	16/11	20/10
Touchdowns	49	40
Rushing	10	9
Passing	33	30
Returns	6	1
&Team Record		

Score by Period

	Q1	Q2	Q3	Q4	OT	Pts
Steelers	65	167	52	152	0	426&
Opponents	77	104	88	99	0	368
&Team Record						

Passing

	Att	Cmp	Yds	Cmp%	TD	Int	Long	Sack/Lost	Rating
Roethlisberger	608&	408&	4952&	67.1%	32&	9	94t	33/172	103.3
Golden	1	1	25	100.0%	0	25	0/0	0/0	118.8
A. Brown	2	2	20	100.0%	1	0	17	0/0	147.9
Wing	1	0	0	0.0%	1	0	0/0	0/0	0.0
Steelers	612	411	4997	67.2%	33	10	94t	33/172	103.2
Opponents	543	350	4243	64.5%	30	11	81t	33/194	98.3
&Team Record									

Scoring

	TD	Ru	Pa	Rt	PAT	FG	2Pt	Pts
Suisham	0	0	0	0	45/45	29/32	0	132
A. Brown	14	0	13	1	0/0	0/0	1	86
Bell	11	8	3	0	0/0	0/0	0	66
Bryant	8	0	8	0	0/0	0/0	0	48
Miller	3	0	3	0	0/0	0/0	1	20
Gay	3	0	0	3&	0/0	0/0	0	18
Moore	2	0	2	0	0/0	0/0	1	14
Blount	2	2	0	0	0/0	0/0	0	12
Wheaton	2	0	2	0	0/0	0/0	0	12
Spaeth	1	0	1	0	0/0	0/0	1	8
McCain	1	0	0	1	0/0	0/0	0	6
Palmer	1	0	1	0	0/0	0/0	0	6
Golden	1	0	0	1	0/0	0/0	0	6

Steelers	49	10	33	6	45/45	29/32	4	436
Opponents	40	9	30	1	38/38	30/32	0	368

Sacks: Heyward 7.5, Moats 4.0, Jones 2.0, Timmons 2.0, McLendon 1.0, Spence 1.0, Tuitt 1.0, Keisel 1.0, Thomas 0.5

Steelers: 33.0, Opponents: 33.0

2-Pt. Conversions: Steelers 4/4, Opponents: 27/36 0/2

&Team Record

Rushing

	No.	Yds	Avg	Long	TD
Bell	290	1361	4.7	81	8
Blount	65	266	4.1	50	2
Archer	10	40	4.0	15	0
Roethlisberger	33	27	0.8	8	0
Wheaton	4	19	4.8	12	0
Harris	9	16	1.8	4	0
A. Brown	4	13	3.3	9	0
Bryant	3	12	4.0	9	0
Johnson	2	0	0.0	0	0
Wing	1	0	0.0	0	0
Gradkowski	2	-2	-1.0	-1	0
Steelers	423	1752	4.1	81	10
Opponents	368	1605	4.4	41	9

Receiving

	No.	Yds	Avg	Long	TD
A. Brown	129	1698	13.2	63t	13&
Bell	83	854	10.3	48	3
Miller	66	761	11.5	49	3
Wheaton	53	644	12.2	47t	2
Bryant	26	549	21.1	94t	8
Moore	14	198	14.1	29	2
J. Brown	12	94	7.8	18	0
Archer	7	23	3.3	15	0
Johnson	6	41	6.8	18	0
Blount	6	36	6.0	13	0
Spaeth	3	46	15.3	33t	1
Heyward-Bey	3	33	11.0	17	0
Blake	1	25	25.0	25	1
Palmer	1	1	1.0	1t	0
Pouncey	1	0	0.0	0	0
Roethlisberger	0	-6	0.0	-6	0
Steelers	411	4997	12.2	94t	33
Opponents	350	4243	12.1	81t	30
&Team Record					

Interceptions

STEELERS 2013 (Won 8, Lost 8)

Schedule

Date	W-L	Score	Opponent	Attendance
9/8	L	16-9	Tennessee	61,585
9/16	L	20-10	at Cincinnati	64,585
9/22	L	40-23	Chicago	61,575
9/29	L	34-27	at Minnesota	83,518
10/13	W	19-6	at N.Y. Jets	76,957
10/20	W	19-16	Baltimore	62,295
10/27	L	21-18	at Oakland	52,950
11/3	L	55-31	at New England	68,756
11/10	W	23-10	Buffalo	60,406
11/17	W	37-27	Detroit	57,905
11/24	W	27-11	at Cleveland	71,513
11/28	L	22-20	at Baltimore	71,005
12/8	L	34-28	Miami	52,489
12/15	W	30-20	Cincinnati	45,873
12/22	W	38-31	at Green Bay	77,999
12/29	W	20-7	Cleveland	56,361

Team Statistics

	Pittsburgh	Opponent
Total First Downs	312	303
Rushing	81	106
Passing	207	174
Penalty	24	23
3rd Down: Made/Att	82/216	91/230
3rd Down Pct.	38.0%	39.6%
4th Down: Made/Att	9/15	9/20
4th Down Pct.	60.0%	45.0%
Possession Avg.	30:53	29:07
Total Net Yards	5400	5402
Avg. Per Game	337.5	337.6
Total Plays	1023	1036
Avg. Per Play	5.3	5.2
Net Yards Rushing	1383	1849
Avg. Per Game	86.4	115.6
Total Rushes	394	433
Net Yards Passing	4017	3553
Avg. Per Game	251.1	222.1
Sacked/Yards Lost	43/289	34/198
Gross Yards	4306	3751
Attempts/Completions	586/377	569/329
Completion Pct.	64.3%	57.8%
Had Intercepted	14	10
Punts/Average	76/41.1	79/43.0
Net Punting Avg.	35.2	35.8
Penalties/Yards	80/677	92/798
Fumbles/Ball Lost	16/10	21/10
Touchdowns	41	41
Rushing	9	18
Passing	28	21
Returns	4	2

Score by Period

	Q1	Q2	Q3	Q4	OT	Pts
Steelers	78	87	106	108	0	379
Opponents	84	108	57	121	0	370

Passing

	Att	Cmp	Yds	Cmp%	TD	Int	Long	Sack/Lost	Rating
Roethlisberger	584	375	4261	64.2%	28	14	67	42/282	92.0
McBriar	1	1	30	100.0%	0	0	30	0/0	118.8
Brown	1	1	15	100.0%	0	0	15	1/7	118.8
Steelers	586	377	4306	64.3%	28	14	67	43/289	92.3
Opponents	569	329	3751	57.8%	21	10	81	34/198	92.7

Scoring

	TD	Ru	Pa	Rt	PAT	FG	2Pt	Pts
Suisham	0	0	0	0	39/39	30/32	0	129
Cotchery	10	0	10	0	0/0	0/0	0	60
Brown	9	0	8	1	0/0	0/0	0	54
Bell	8	0	0	0	0/0	0/0	0	48
Sanders	6	0	6	0	0/0	0/0	1	38
Polamalu	1	0	0	1	0/0	0/0	0	6
Roethlisberger	1	1	0	0	0/0	0/0	0	6
Miller	1	0	1	0	0/0	0/0	0	6
Spaeth	1	0	1	0	0/0	0/0	0	6
Gay	1	0	0	1	0/0	0/0	0	6
Allen	1	0	0	1	0/0	0/0	0	6
Johnson	1	0	1	0	0/0	0/0	0	6
Moye	1	0	1	0	0/0	0/0	0	6
Steelers	41	9	28	4	39/39	30/32	1	379
Opponents	41	18	21	2	38/39	28/31	1	370

Sacks: Worilds 8.0, Heyward 5.0, Woodley 5.0, Keisel 4.0, Timmons 3.0, Hood 3.0, Woods 2.0, Polamalu 2.0, Gay 1.0, Jones 1.0

Steelers: 34.0, Opponents: 43.0

2-Pt. Conversions: Steelers 1-2, Opponents: 1-2

Rushing

	No.	Yds	Avg	Long	TD
Bell	244	860	3.5	43	8
Dwyer	49	197	4.0	30	0
Jones	48	184	3.8	14	0
Roethlisberger	27	99	3.7	19	1
Sanders	1	25	25.0	25	0
Stephens-Howling	6	19	3.2	5	0
Redman	10	12	1.2	8	0
Brown	7	4	0.6	10	0
Cotchery	1	-5	-5.0	-5	0
Suisham	1	-12	-12.0	-12	0
Steelers	394	1383	3.5	43	9
Opponents	433	1849	4.3	93t	18

Receiving

	No.	Yds	Avg	Long	TD
Brown	110	1499	13.6	56	8
Sanders	67	740	11.0	55t	6
Miller	58	593	10.2	31	1
Cotchery	46	602	13.1	36	10
Bell	45	399	8.9	43	0
Jones	9	63	7.0	15	0
Dwyer	8	64	8.0	23	0
Johnson	8	41	5.1	9	1
Paulson	6	102	17.0	34	0
Wheaton	6	64	10.7	21	0
Johnson	4	70	17.5	32	0
Redman	4	14	3.5	7	0
Moye	2	20	10.0	19	1
Stephens-Howling	2	11	5.5	7	0
Spaeth	1	11	11.0	11t	1
Palmer	1	8	8.0	8	0
Roethlisberger	0	5	0.0	5	0
Gilbert	0	0	0.0	0	0
Steelers	377	4306	11.4	56	28
Opponents	329	3751	11.4	81t	21

Interceptions

	No.	Yds	Avg	Long	TD
Clark	2	50	25.0	37	0
Allen	2	43	21.5	40t	1
Polamalu	2	36	18.0	19t	1
Timmons	2	26	13.0	23	0
Allen	1	27	27.0	27	0
Gay	1	21	21.0	21t	1
Steelers	10	203	20.3	40t	3
Opponents	14	170	12.1	57	1

Punting

	No.	Yds	Avg	Net	TB	In	Lg	B
McBriar	40	1652	41.3	3	3	13	70	1
Mesko	34	1445	42.5	2	2	3	65	0
Roethlisberger	1	28	28.0	0	0	1	28	0
Steelers	75	3125	35.7	5	5	17	70	1
Opponents	79	3397	35.8	8	8	22	61	0

Punt Returns

	Ret	FC	Yds	Avg	Long	TD
Brown	32	23	409	12.8	67t	1
Steelers	32	23	409	12.8	67t	1
Opponents	35	16	313	8.9	43	0

Kickoff Returns

	No.	Yds	Avg	Long	TD
Jones	23	510	22.2	42	0
Sanders	10	268	26.8	46	0
Dwyer	4	90	22.5	27	0
Wheaton	2	37	18.5	25	0
Stephens-Howling	1	25	25.0	25	0
Brown	1	16	16.0	16	0
Heyward	1	11	11.0	11	0
Palmer	1	5	5.0	5	0
Steelers	43	962	22.4	46	0
Opponents	55	1225	22.3	73	0

Field Goals

	1-19	20-29	30-39	40-49	50+
Suisham	0/0	9/9	13/15	8/8	0/0
Steelers	0/0	9/9	13/15	8/8	0/0
Opponents	1/1	8/8	10/10	8/10	1/2

Suisham: (21G,35G)(45G,45G)(33G) (20G,34G,34G)(29G,28G,52G,54N)

(42G,47G,42G)(48G,27G)(30G)(35G,31G,23G)

(22G)(1)(46G,41G,42G)(49G)(32G)(24N,40G,53N) (41G)

Opponents: (26G)(38G)(32G,43G)(1) (22G,38G,47G,40G)(48G)(48G,45G)

(51N,50G,23G)(22G,33N,46G)(26G,41N,39G)

(28G,32G)(45G,23G)(51G,39G)(50G,21G) (41G,56N,43G)(39N,51G)

STEELERS 2012 (Won 8, Lost 8)

Schedule

Date	W-L	Score	Opponent	Attendance
9/9	L	31-19	at Denver	76,823
9/16	W	27-10	N.Y. Jets	64,511
9/23	L	34-31	at Oakland	62,373
10/7	W	16-14	Philadelphia	64,737
10/11	L	26-23	at Tennessee	69,143
10/21	W	24-17	at Cincinnati	63,411
10/28	W	27-12	Washington	62,371
11/4	W	24-20	at N.Y. Giants	80,991
11/12	W	16-13/OT	Kansas City	57,644
11/18	L	13-10	Baltimore	63,446
11/25	L	20-14	at Cleveland	69,661
12/2	W	23-20	at Baltimore	71,442
12/9	L	34-24	San Diego	61,359
12/16	L	27-24/OT	at Dallas	95,595
12/23	L	13-10	Cincinnati	63,236
12/30	W	24-10	Cleveland	51,831

Team Statistics

	Pittsburgh	Opponent
Total First Downs	307	273
Rushing	80	78
Passing	202	169
Penalty	25	26
3rd Down: Made/Att	94/224	73/206
3rd Down Pct.	42.0%	35.4%
4th Down: Made/Att	6/13	8/11
4th Down Pct.	46.2%	72.7%
Possession Avg.	32.07	27.53
Total Net Yards	5324	4413
Avg. Per Game	332.8	275.8
Total Plays	1023	951
Avg. Per Play	5.2	4.6
Net Yards Rushing	1537	1450
Avg. Per Game	96.1	90.6
Total Rushes	412	391
Net Yards Passing	3787	2963
Avg. Per Game	236.7	185.2
Sacked/Yards Lost	37/225	37/196
Gross Yards	4012	3159
Attempts/Completions	574/354	523/299
Completion Pct.	61.7%	57.2%
Had Intercepted	14	10
Punts/Average	79/43.0	88/45.2
Net Punting Avg.	37.2	40.0
Penalties/Yards	92/938	100/882
Fumbles/Ball Lost	33/16	19/10
Touchdowns	36	33
Rushing	8	9
Passing	27	19
Returns	1	5

Score by Period

	Q1	Q2	Q3	Q4	OT	Pts
Steelers	57	114	71	91	3	336
Opponents	60	103	78	70	3	314

Passing

	Att	Cmp	Yds	Cmp%	TD	Int	Long	Sack/Lost	Rating
Roethlisberger	449	284	3265	63.3%	26	8	82t	30/182	97.0
Batch	70	45	475	64.3%	1	4	43	3/12	64.9
Leftwich	53	25	272	47.2%	0	1	37	3/24	54.9
Brown	2	0	0	0.0%	0	1	0	0/0	0.0
Sanders	0	0	0	0.0%	0	0	1/7	0/0	0.0
Steelers	574	354	4012	27	27	14	82t	37/225	88.1
Opponents	523	299	3159	19	19	10	71t	37/196	79.0

Scoring

	TD	Ru	Pa	Rt	PAT	FG	2Pt	Pts
Suisham	0	0	0	0	34/34	28/31	0	118
Miller	8	0	8	0	0/0	0	1	50
Wallace	8	0	8	0	0/0	0	0	48
Brown	5	0	5	0	0/0	0	0	30
Redman	2	2	0	0	0/0	0	0	12
Dwyer	2	2	0	0	0/0	0	0	12
Rainey	2	2	0	0	0/0	0	0	12
Pope	2	0	2	0	0/0	0	0	12
Timmons	1	0	0	1	0/0	0	0	6
Mendenhall	1	0	1	0	0/0	0	0	6
Sanders	1	0	1	0	0/0	0	0	6
Burress	1	0	1	0	0/0	0	0	6
Leftwich	1	1	0	0	0/0	0	0	6
Batch	1	1	0	0	0/0	0	0	6
Johnson	1	0	1	0	0/0	0	0	6
Steelers	36	8	27	1	34/34	28/31	1	336

Opponents 33 9 19 5 30/31 28/33 1 314

Sacks: Timmons 6.0, Harrison 6.0, Worlds 5.0, Keisel 4.5, Foote 4.0, Woodley 4.0, Hood 3.0, McLendon 2.0, Heyward 1.5, Polamalu 1.0

Steelers: 37.0, Opponents: 37.0

2-Pt. Conversions: Steelers 1-2, Opponents: 1-2

Rushing

	No.	Yds	Avg	Long	TD
Dwyer	156	623	4.0	34	2
Redman	110	410	3.7	28	2
Mendenhall	51	182	3.6	20	0
Rainey	26	102	3.9	19	2
Roethlisberger	26	92	3.5	14	0
Batch	25	49	2.0	10	1
Leftwich	1	31	31.0	31t	1
Brown	7	24	3.4	13	0
Wallace	5	7	1.4	13	0
Johnson	2	7	3.5	5	0
Gilreath	1	7	7.0	7	0
Sanders	1	4	4.0	4	0
Suisham	1	-1	-1.0	-1	0
Steelers	412	1537	3.7	34	8
Opponents	391	1450	3.7	64t	9

Receiving

	No.	Yds	Avg	Long	TD
Miller	71	816	11.5	43	8
Brown	66	787	11.9	60t	5
Wallace	64	836	13.1	82t	8
Sanders	44	626	14.2	37	1
Redman	19	244	12.8	55	0
Dwyer	18	106	5.9	15	0
Cotchery	17	205	12.1	24	0
Johnson	15	137	9.1	26	1
Rainey	14	60	4.3	14	0
Mendenhall	9	62	6.9	15	1
Paulson	7	51	7.3	9	0
Batch	4	32	7.8	15	0
Burress	3	42	14.0	18	1
Pope	3	9	3.0	7	2
Starks	0	0	0.0	0	0
Colon	0	0	0.0	0	0
Gilreath	0	0	0.0	0	0
Steelers	354	4012	11.3	82t	27
Opponents	299	3159	10.6	71t	19

Interceptions

	No.	Yds	Avg	Long	TD
Timmons	3	80	26.7	53t	1
Clark	2	26	13.0	26	0
Allen	2	6	3.0	6	0
Woodley	1	11	11.0	11	0
Taylor	1	3	3.0	3	0
Polamalu	1	1	1.0	1	0
Steelers	10	127	12.7	53t	1
Opponents	14	168	12.0	43	2

Punting

	No.	Yds	Avg	Net	TB	In	Lg	B
Butler	77	3374	43.8	37.8	6	26	79	1
Roethlisberger	1	26	26.0	26.0	0	1	26	0
Steelers	78	3400	43.0	37.6	6	27	79	1
Opponents	88	3979	45.2	40.0	8	35	64	0

Punt Returns

	Ret	FC	Yds	Avg	Long	TD
Brown	27	8	183	6.8	29	0
Sanders	9	9	93	10.3	63	0
Rainey	0	0	16	5.3	13	0
Gilreath	2	2	8	4.0	5	0
Steelers	41	19	300	7.3	63	0
Opponents	30	20	306	10.2	63t	1

Kickoff Returns

	No.	Yds	Avg	Long	TD
Rainey	39	1035	26.5	68	0
Sanders	1	27	27.0	27	0
Paulson	1	16	16.0	16	0
Johnson	1	8	8.0	8	0
Pope	1	0	0.0	0	0
Steelers	43	1086	25.3	68	0
Opponents	46	1103	24.0	51	0

Field Goals

	1-19	20-29	30-39	40-49	50+
Suisham	0/0	7/8	8/8	12/12	1/3
Steelers	0/0	7/8	8/8	12/12	1/3
Opponents	0/0	8/8	6/8	10/11	4/6

Suisham: (216,316G)(456,456)(33G)(206,346,34G)(296,286,526,54N)

(42G,47G,42G)(48G,27G)(30G)(35G,31G,23G)

(22G)(J)(46G,41G,42G)(49G)(32G)(24N,40G,53N) (41G)

Opponents: (26G)(38G)(32G,43G)(J) (22G,38G,47G,40G)(48G)(48G,45G)

(51N,50G,23G)(22G,33N,46G)(26G,41N,39G)

(28G,32G)(45G,23G)(51G,39G)(50G,21G) (41G,56N,43G)(39N,51G)

STEELERS 2011 (Won 12, Lost 4)

Schedule

Date	W-L	Score	Opponent	Attendance
9/11	L	35-7	at Baltimore	71,434
9/18	W	24-0	Seattle	63,663
9/25	W	23-20	at Indianapolis	66,309
10/2	L	17-10	at Houston	71,585
10/9	W	38-17	Tennessee	63,875
10/16	W	17-13	Jacksonville	62,934
10/23	W	32-20	at Arizona	62,475
10/30	W	25-17	New England	64,424
11/6	L	23-20	Baltimore	64,851
11/13	W	14-17	at Cincinnati	63,262
11/27	W	13-9	at Kansas City	72,173
12/4	W	35-7	Cincinnati	63,697
12/8	W	14-3	Cleveland	60,754
12/19	L	20-3	at San Francisco	69,732
12/24	W	27-0	St. Louis	60,081
1/1	W	13-9	at Cleveland	68,266

Team Statistics

	Pittsburgh	Opponent
Total First Downs	341	264
Rushing	96	82
Passing	221	156
Penalty	24	26
3rd Down: Made/Att	90/196	86/221
3rd Down Pct.	45.9%	38.9%
4th Down: Made/Att	3/8	8/13
4th Down Pct.	37.5%	61.5%
Possession Avg.	32.33	27.27
Total Net Yards	5957	4348
Avg. Per Game	372.3	271.8
Total Plays	1015	964
Avg. Per Play	5.9	4.5
Net Yards Rushing	1903	1597
Avg. Per Game	118.9	99.8
Total Rushes	434	399
Net Yards Passing	4054	2751
Avg. Per Game	253.4	171.9
Sacked/Yards Lost	42/279	35/230
Gross Yards	4333	2981
Attempts/Completions	539/341	530/289
Completion Pct.	63.3%	54.5%
Had Intercepted	15	11
Punts/Average	60/44.7	87/43.6
Net Punting Avg.	38.6	38.9
Penalties/Yards	101/854	96/777
Fumbles/Ball Lost	16/13	13/4
Touchdowns	36	23
Rushing	13	7
Passing	21	15
Returns	2	1

Score by Period

	Q1	Q2	Q3	Q4	OT	Pts
Steelers	69	121	63	72	0	325
Opponents	43	71	56	57	0	227

Passing

	Att	Cmp	Yds	Cmp%	TD	Int	Long	Sack/Lost	Rating
Roethlisberger	513	324	4077	63.2%	21	14	95t	40/269	90.1
Batch	24	15	208	62.5%	0	1	46	2/10	72.9
Sepulveda	1	1	33	100.0%	0	0	33	0/0	118.8
Sanders	1	1	15	100.0%	0	0	15	0/0	118.8
Steelers	539	341	4333	63.3%	21	15	95t	42/279	89.7
Opponents	530	289	2981	54.5%	15	11	73t	35/230	71.7

Scoring

	TD	Ru	Pa	Rt	PAT	FG	2Pt	Pts
Suisham	0	0	0	0	36/36	23/31	0	105
Mendenhall	9	9	0	0	0/0	0	0	54
Wallace	8	0	8	0	0/0	0	0	48
Brown	3	0	2	1	0/0	0/0	0	18
Redman	3	3	0	0	0/0	0/0	0	18
Cotchery	2	0	2	0	0/0	0/0	0	12
Miller	2	0	2	0	0/0	0/0	0	12
Sanders	2	0	2	0	0/0	0/0	0	12
Ward	2	0	2	0	0/0	0/0	0	12
Clay	1	1	0	0	0/0	0	0	6
Johnson	1	0	1	0	0/0	0/0	0	6
Moore	1	0	1	0	0/0	0/0	0	6
Polamalu	1	0	0	1	0/0	0/0	0	6
Saunders	1	0	1	0	0/0	0/0	0	6

Steelers 36 13 21 2 36/36 23/31 0 325

Opponents 23 7 15 1 21/21 22/27 1 227

Sacks: Harrison 9.0, Woodley 9.0, Keisel 3.0, Worlds 3.0, Farrior 2.0, Timmons 2.0, Foote 1.5, Hood 1.5, Clark 1.0, Heyward 1.0, McLendon 1.0, Polamalu 1.0

Steelers: 35.0, Opponents: 42.0

2-Pt. Conversions: Steelers 0-0, Opponents: 1-2

Rushine

	No.	Yds	Avg	Long	TD
Mendenhall	228	928	4.1	68	9
Redman	110	479	4.4	27	3
Moore	22	157	7.1	21	0
Dwyer	16	123	7.7	76	0
Roethlisberger	31	70	2.3	11	0
Wallace	5	57	11.4	21	0
Brown	7	41	5.9	10	0
Clay	10	41	4.1	10t	1
Miller	1	6	6.0	6	0
Cotchery	1	3	3.0	3	0
Batch	3	-2	-0.7	0	0
Steelers	434	1903	4.4	76	13
Opponents	399	1597	4.0	42t	7

Receiving

	No.	Yds	Avg	Long	TD
Wallace	72	1193	16.6	95t	8
Brown	69	1108	16.1	79t	2
Miller	51	631	12.4	39	2
Ward	46	381	8.3	31	2
Sanders	22	288	13.1	32	2
Mendenhall	18	154	8.6	35	0
Redman	18	78	4.3	12	0
Cotchery	16	237	14.8	36	2
Johnson	12	91	7.6	25	1
Moore	11	104	9.5	24	1
Saunders	4	29	7.3	14	1
Mundy	1	33	33.0	33	0
Dwyer	1	6	6.0	6	0
Steelers	341	4333	12.7	95t	21
Opponents	289	2981	10.3	73t	15

Interceptions

	No.	Yds	Avg	Long	TD
Polamalu	2	33	16.5	33	0
Taylor	2	29	14.5	29	0
Gay	2	12	6.0	12	0
Clark	1	10	10.0	10	0
Lewis	1	9	9.0	9	0
Mundy	1	5	5.0	5	0
Woodley	1	1	1.0	1	0
Timmons	1	0	0.0	0	0
Steelers	11	99	9.0	33	0
Opponents	15	201	13.4	31	0

Punting

	No.	Yds	Avg	Net	TB	In	Lg	B
Kapinos	34	1530	45.0	38.3	1	10	59	0
Sepulveda	25	1153	46.1	39.1	5	8	66	1
Steelers	60	2683	44.7	38.6	6	18	66	1
Opponents	87	3789	43.6	38.9	3	30	63	0

Punt Returns

	Ret	FC	Yds	Avg	Long	TD
Brown	30	26t	325	10.8	60t	1
Sanders	3	0	22	7.3	10	0
Steelers	33	26t	347	10.5	60t	1
Opponents	29	13	245	8.4	20	0

&Team Record

Kickoff Returns

	No.	Yds	Avg	Long	TD
Brown	27	737	27.3	52	0
Saunders	5	93	18.6	25	0
Cotchery	1	19	19.0	19	0
Moore	1	10	10.0	10	0
Redman	1	18	18.0	18	0
Steelers	35	877	25.1	52	0
Opponents	43	1018	23.7	45	0

Field Goals

	1-19	20-29	30-39	40-49	50+
Suisham	2/2	8/8	6/8	6/11	1/2
Steelers	2/2	8/8	6/8	6/11	1/2
Opponents	1/1	8/8	2/4	10/12	1/2

Suisham: ()(20G,41N)(48G,36N,44G,38G)(30B,26G)(19G)(21G,46N)(41G,42G,39G)(33G,21G,23G,44N)(36G,30G)(39G)(21G,49G)
 (50N)()()51G,48N)(21G,49G)(45N,19G,29G)
 Opponent: (29G,30G)()()21G,25G)(25G)(29G)(46G,45G)() (46G,42N)(18G,40N,43G,51G)(43G)(41G,49G,40G)(33B)(20G)(22G,38G)(52N,33N)(26G,45G,49G)

STEELERS 2010 (Won 12, Lost 4)

Schedule

Date	W-L	Score	Opponent	Attendance
9/12	W	15-9/OT	Atlanta	63,609
9/19	W	19-11	at Tennessee	69,143
9/26	W	38-13	at Tampa Bay	61,036
10/3	L	17-14	Baltimore	64,729
10/17	W	28-10	Cleveland	65,168
10/24	W	23-22	at Miami	69,867
10/31	L	20-10	at New Orleans	70,011
11/8	W	27-21	at Cincinnati	65,626
11/14	L	39-26	New England	64,359
11/21	W	35-3	Oakland	64,987
11/28	W	19-16/OT	at Buffalo	69,642
12/5	W	13-10	at Baltimore	71,418
12/12	W	23-7	Cincinnati	57,501
12/19	L	22-17	N.Y. Jets	62,568
12/23	W	27-3	Carolina	61,748
1/2	W	41-9	at Cleveland	68,303

Team Statistics

	Pittsburgh	Opponent
Total First Downs	295	272
Rushing	106	61
Passing	175	182
Penalty	14	29
3rd Down: Made/Att	94/218	70/209
43.1%		33.5%
4th Down: Made/Att	2/5	10/16
40.0%		62.5%
Possession Avg.	31:53	28:07
Total Net Yards	5525	4429
Avg. Per Game	345.3	276.8
Total Plays	993	974
Avg. Per Play	5.6	4.5
Net Yards Rushing	1924	1004
Avg. Per Game	120.3	62.8
Total Rushes	471	333
Net Yards Passing	3601	3425
Avg. Per Game	225.1	214.1
Sacked/Yards Lost	43/289	48/319
Gross Yards	3890	3744
Attempts/Completions	479/298	593/363
Completion Pct.	62.2%	61.2%
Had Intercepted	9	21
Punts/Average	74/44.3	81/40.4
Net Punting Avg.	37.3	36.4
Penalties/Yards	100/903	86/716
Fumbles/Ball Lost	22/9	28/14
Touchdowns	41	22
Rushing	15	5
Passing	22	15
Returns	4	2

Score by Period

	Q1	Q2	Q3	Q4	OT	Pts
Steelers	58	148	43	117	9	375
Opponents	49	42	39	102	0	232

Passing

	Att	Cmp	Yds	Cmp%	TD	Int	Long	Sack/Lost	Rating
Roethlisberger	389	240	3200	61.7%	17	56†	56†	32/220	97.0
Batch	49	29	352	59.2%	3	46†	46†	4/21	76.2
Dixon	32	22	254	68.8%	1	52	52	5/41	79.4
Leftwich	7	5	42	71.4%	0	14	14	2/7	86.6
Randle El	2	2	42	100.0%	0	39†	39†	0/0	158.3
Steelers	479	298	3890	62.2%	9	56†	56†	43/289	95.3
Opponents	593	363	3744	61.2%	21	67	67	48/319	73.1

Scoring

	TD	Ru	Pa	Rt	PAT	FG	2Pt	Pts
Mendenhall	13	13	0	0	0/0	0/0	0	78
Reed	0	0	0	0	19/19	15/22	0	64
Suisham	0	0	0	0	19/19	14/15	0	61
Wallace	10	0	10	0	0/0	0/0	0	60
Ward	5	0	5	0	0/0	0/0	0	30
Miller	2	0	2	0	0/0	0/0	0	12
Redman	2	0	0	0	0/0	0/0	0	12
Roethlisberger	2	1	0	0	0/0	0/0	0	12
Sanders	2	0	2	0	0/0	0/0	0	12
Woodley	1	0	0	1	0/0	0/0	0	6
Spaeth	1	0	1	0	0/0	0/0	0	6
Keisel	1	0	0	1	0/0	0/0	0	6
Polamalu	1	0	0	1	0/0	0/0	0	6
Brown	1	0	0	1	0/0	0/0	0	6
Moore	0	0	0	0	0/0	0/0	2	4

Steelers	41	15	22	4	38/38	29/37	2	375
Opponents	22	5	15	2	18/19	26/30	1	232

Sacks: Harrison 10.5, Woodley 10.0, Farrior 6.0, Hood 3.0, Keisel 3.0, Timmons 3.0, Gay 2.0, McFadden 2.0, Worlds 2.0, Eason 1.5, Foote 1.0, Hampton 1.0, Madison 1.0, Polamalu 1.0, Taylor 1.0

Steelers: 48.0, Opponents: 43.0

2-Pt. Conversions: Steelers 2-2, Opponents: 1-3

Rushing

	No.	Yds	Avg	Long	TD
Mendenhall	324	1273	3.9	50†	13
Redman	52	247	4.8	23	0
Roethlisberger	34	176	5.2	31	2
Moore	33	99	3.0	18	0
Wallace	5	39	7.8	19	0
Dixon	5	32	6.4	21	0
Batch	7	30	4.3	24	0
Dwyer	9	28	3.1	7	0
Randle El	1	2	2.0	2	0
Ward	1	-2	-2.0	-2	0
Steelers	471	1924	4.1	50†	15
Opponents	333	1004	3.0	24	5

Receiving

	No.	Yds	Avg	Long	TD
Wallace	60	1257	21.0	56†	10
Ward	59	755	12.8	43	5
Miller	42	512	12.2	36	2
Sanders	28	376	13.4	35	2
Moore	26	205	7.9	29	0
Mendenhall	23	167	7.3	24	0
Randle El	22	253	11.5	34	0
Brown	16	167	10.4	26	0
Spaeth	9	80	8.9	13	1
Redman	9	72	8.0	16†	2
Johnson	4	46	11.5	25	0
Battle	0	0	0.0	0	0
Steelers	298	3890	13.1	56†	22
Opponents	363	3744	10.3	67	15

Interceptions

	No.	Yds	Avg	Long	TD
Polamalu	7	101	14.4	45†	1
Clark	2	34	17.0	23	0
Harrison	2	2	1.0	2	0
McFadden	2	-3	-1.5	0	0
Taylor	2	9	4.5	9	0
Timmons	2	5	2.5	5	0
Woodley	2	22	11.0	14†	1
Keisel	1	79	79.0	79†	1
Madison	1	-1	-1.0	-1	0
Steelers	21	248	11.8	79†	3
Opponents	9	122	13.6	62	1

Punting

	No.	Yds	Avg	Net	TB	In	Lg	B
Sepulveda	56	2550	45.5	39.1†	8	16	62	0
Kapinos	14	576	41.1	32.3	2	5	59	0
Suisham	3	115	38.3	34.3	0	1	39	0
Roethlisberger	1	35	35.0	15.0	1	0	35	0
Steelers	74	3276	44.3	37.3	11	22	62	0
Opponents	80	3275	40.4	36.4	5	36	67	1

& Team Record

Punt Returns

	Ret	FC	Yds	Avg	Long	TD
Brown	19	1	110	5.8	21	0
Randle El	14	17	56	4.0	15	0
Sanders	4	1	60	15.0	38	0
Steelers	37	19	226	6.1	38	0
Opponents	32	25	294	9.2	38	0

Kickoff Returns

	No.	Yds	Avg	Long	TD
Sanders	25	628	25.1	48	0
Brown	17	397	23.4	89†	1
Redman	4	81	20.3	21	0
Moore	3	47	15.7	17	0
Steelers	49	1153	23.5	89†	1
Opponents	77	1540	20.0	97†	1

Field Goals

	1-19	20-29	30-39	40-49	50+
Reed	2/2	6/7	5/5	0/4	2/4
Suisham	1/1	4/4	1/1	8/9	0/0
Steelers	3/3	10/11	6/6	8/13	2/4
Opponents	1/1	10/11	10/10	5/8	0/1

Opponent: (46N,49G,39G,23G)(21G)(40G,24G)
(46N,33G)(39G)(39G,23G,22G,37G,40G)(31G,23G)(51N,45N)(31G,36G)(41G)
(29G,32G,49G)(24G)(125G,34G)(27G)(19G)

Steelers:(52G,55N,36G,34G,40N)(36G,34G,25G,27G)(24G)(49N,45N)(1)
(22G,39G,18G)(19G,51N)(25G,53G,46N)(22G,26N)(1)(45G,46G,48G,41G)(45G,19G)
(23G,35G,41G)(26G)(26G,29G,41N)(41G,24G)

STEELERS 2009 (Won 9, Lost 7)

Schedule

Date	W-L	Score	Opponent	Attendance
9/10	W	13-10/OT	Tennessee	65,110
9/20	L	17-14	at Chicago	62,231
9/27	L	23-20	at Cincinnati	64,538
10/4	W	38-28	San Diego	64,045
10/11	W	28-20	at Detroit	59,333
10/18	W	27-14	Cleveland	64,398
10/25	W	27-17	Minnesota	65,597
11/9	W	28-10	at Denver	76,716
11/15	L	18-12	Cincinnati	65,392
11/22	L	27-24/OT	at Kansas City	70,261
11/29	L	20-17/OT	at Baltimore	71,314
12/6	L	27-24	Oakland	61,820
12/10	L	13-6	at Cleveland	69,009
12/20	W	37-36	Green Bay	57,452
12/27	W	23-20	Baltimore	64,068
1/3	W	30-24	at Miami	70,102

Team Statistics

	Pittsburgh	Opponent
Total First Downs	331	274
Rushing	96	70
Passing	210	186
Penalty	25	18
3rd Down: Made/Att	80/203	96/227
3rd Down Pct.	39.4%	42.3%
4th Down: Made/Att	8/12	7/10
4th Down Pct.	66.7%	70.0%
Possession Avg.	32:13	27:47
Total Net Yards	5941	4885
Avg. Per Game	371.3	305.3
Total Plays	1014	967
Avg. Per Play	5.9	5.1
Net Yards Rushing	1793	1438
Avg. Per Game	112.1	89.9
Total Rushes	428	372
Net Yards Passing	4148	3447
Avg. Per Game	259.3	215.4
Sacked/Yards Lost	50/348	47/314
Gross Yards	4496	3761
Attempts/Completions	536/351	548/319
Completion Pct.	65.5%	58.2%
Had Intercepted	14	12
Punts/Average	72/42.7	86/42.8
Net Punting Avg.	37.1	37.8
Penalties/Yards	85/769	102/903
Fumbles/Ball Lost	21/11	21/10
Touchdowns	41	37
Rushing	10	7
Passing	28	22
Returns	3	8

Score by Period

	Q1	Q2	Q3	Q4	OT	Pts
Steelers	81	126	61	97	3	368
Opponents	52	75	56	135	6	324

Passing

	Att	Cmp	Yds	Cmp%	TD	Int	Long	Sack/Lost	Rating
Roethlisberger	506	337	4328	66.6%	26	12	60t	50/348	100.5
Dixon	26	12	145	46.2%	1	1	33t	0/0	60.6
Batch	2	1	17	50.0%	0	0	17	0/0	79.2
Moore	1	1	6	100.0%	1	0	6t	0/0	131.3
Holmes	1	0	0	0.0%	0	1	0	0/0	0.0
Steelers	536	351	4496	65.5%	28	14	60t	50/348	98.1
Opponents	548	319	3761	58.2%	22	12	83t	47/314	83.5

Scoring

	TD	Ru	Pa	Rt	PAT	FG	2Pt	Pts
Reed	0	0	0	0	41/41	27/31	0	122
Mendenhall	8	7	1	0	0/0	0/0	0	48
Miller	6	0	6	0	0/0	0/0	0	36
Wallace	6	0	6	0	0/0	0/0	0	36
Ward	6	0	6	0	0/0	0/0	0	36
Holmes	5	0	5	0	0/0	0/0	0	30
Moore	2	0	2	0	0/0	0/0	0	12
Roethlisberger	2	2	0	0	0/0	0/0	0	12
Carter	1	0	0	1	0/0	0/0	0	6
Dixon	1	1	0	0	0/0	0/0	0	6
Fox	1	0	0	1	0/0	0/0	0	6
Parker	1	0	1	0	0/0	0/0	0	6

Spaeth	1	0	1	0	0/0	0/0	0	6
Woodley	1	0	0	1	0/0	0/0	0	6
Steelers	41	10	28	3	41/41	27/31	0	368
Opponents	37	7	22	8	32/32	22/29	2	324

Sacks: Woodley 13.5, Harrison 10.0, Timmons 7.0, Keisel 3.0, Farrior 3.0, Hampton 2.5, Smith 2.0, Carter 1.0, Gay 1.0, Hood 1.0, Kirschke 1.0, Taylor 1.0

Steelers: 46.0, Opponents: 50.0

2-Pt. Conversions: Steelers 0-0, Opponents: 2-5

Rushing

	No.	Yds	Avg	Long	TD
Mendenhall	242	1108	4.6	60	7
Parker	98	389	4.0	34	0
Moore	35	118	3.4	15	0
Roethlisberger	40	82	2.1	15	2
Wallace	5	48	9.6	21	0
Dixon	3	27	9.0	24t	1
Davis	2	15	7.5	14	0
Holmes	3	6	2.0	7	0
Steelers	428	1793	4.2	60	10
Opponents	372	1438	3.9	37	7

Receiving

	No.	Yds	Avg	Long	TD
Ward	95	1167	12.3	54	6
Holmes	79	1248	15.8	57	5
Miller	76	789	10.4	41	6
Wallace	39	756	19.4	60t	6
Mendenhall	25	261	10.4	26	1
Moore	21	153	7.3	19t	2
Parker	6	64	10.7	27t	1
Spaeth	5	25	5.0	9	1
Johnson	2	9	4.5	5	0
Grisham	1	14	14.0	14	0
Sweed	1	5	5.0	5	0
Logan	1	5	5.0	5	0
Steelers	351	4496	12.8	60t	28
Opponents	319	3761	11.8	83t	22

Interceptions

	No.	Yds	Avg	Long	TD
Polamalu	3	17	5.7	16	0
Clark	3	0	0.0	0	0
Carter	2	53	26.5	48t	1
Farrior	1	18	18.0	18	0
Fox	1	82	82.0	82t	1
Taylor	1	20	20.0	20	0
Townsend	1	-1	-1.0	-1	0
Steelers	12	189	15.8	82t	2
Opponents	14	398	28.4	94	2

Punting

	No.	Yds	Avg	Net	TB	In	Lg	B
Sepulveda	72	3074	42.7	37.1	4	29	60	0
Steelers	72	3074	42.7	37.1	4	29	60	0
Opponents	86	3684	42.8	37.8	7	28	63	0

Punt Returns

	Ret	FC	Yds	Avg	Long	TD
Logan	30	15	280	9.3	25	0
Moore	3	9	3	1.0	2	0
Holmes	2	1	6	3.0	3	0
Harrison	1	0	1	1.0	1	0
Steelers	36	25	2901	8.1	25	0
Opponents	33	18	325	9.8	55	0

Kickoff Returns

	No.	Yds	Avg	Long	TD
Logan	55t	1466t	26.7	83	0
Moore	4	44	11.0	13	0
Burnett	3	23	7.7	13	0
Wallace	1	26	26.0	26	0
Davis	1	13	13.0	13	0
Mendenhall	1	8	8.0	8	0
Spaeth	1	1	1.0	1	0
Steelers	66	1581	24.0	83	0
Opponents	74	1795	24.3	98t	4

Field Goals

	1-19	20-29	30-39	40-49	50+
Reed	1/1	7/7	15/16	4/5	0/2
Steelers	1/1	7/7	15/16	4/5	0/2
Opponents	1/1	9/9	4/7	8/9	0/3

Reed:(32G,33G)(38N,43N)(19G,24G,52N)(46G)(32G,39G)(39G,27G)(128G,33G,35G,34G)(36G)(44G)(33G,53N)(27G,42G)(37G,34G,43G)(26G,39G,38G)(22G,21G,33G)
Opponents:(37N,31B,45G)(44G)(34G,52N)(146G,46G,49N)(118G)(40G)(51N,23G,32G,32G,43G)(27G,22G)(24G,56N,29G)(48G,43G)(29G,29G)(31N)(27G,35G)(25G)

STEELERS 2008 (Won 12, Lost 4)

Schedule

Date	W-L	Score	Opponent	Attendance
9/7	W	38-17	Houston	64,001
9/14	W	10-6	at Cleveland	73,048
9/21	L	15-6	at Philadelphia	69,144
9/29	W	23-20/OT	Baltimore	64,038
10/5	W	26-21	at Jacksonville	65,908
10/19	W	38-10	at Cincinnati	65,860
10/26	L	21-14	N.Y. Giants	64,991
11/3	W	23-6	at Washington	90,512
11/9	L	24-20	Indianapolis	64,043
11/16	W	11-10	San Diego	62,051
11/20	W	27-10	Cincinnati	59,854
11/30	W	33-10	at New England	68,756
12/7	W	20-13	Dallas	60,594
12/14	W	13-9	at Baltimore	71,502
12/21	L	31-14	at Tennessee	69,143
12/28	W	31-0	Cleveland	63,553

Team Statistics

	Pittsburgh	Opponent
Total First Downs	290	240
Rushing	93	73
Passing	179	149
Penalty	18	18
3rd Down: Made/Att	92/224	71/226
3rd Down Pct.	41.1%	31.4%
4th Down: Made/Att	3/12	10/21
4th Down Pct.	25.0%	47.6%
Possession Avg.	31.29	28.31
Total Net Yards	4991	3795
Avg. Per Game	311.9	237.2
Total Plays	101.5	974
Avg. Per Play	4.9	3.9
Net Yards Rushing	1690	1284
Avg. Per Game	105.6	80.3
Total Rushes	460	390
Net Yards Passing	3301	2511
Avg. Per Game	206.3	156.9
Sacked/Yards Lost	49/306	51/350
Gross Yards	3607	2861
Attempts/Completions	506/503	533/301
Completion Pct.	59.9%	56.5%
Had Intercepted	15	20
Punts/Average	78/39.8	91/42.5
Net Punting Avg.	35.6	38.5
Penalties/Yards	95/812	91/801
Fumbles/Ball Lost	28/10	22/9
Touchdowns	38	21
Rushing	16	7
Passing	19	12
Returns	3	2

Score by Period

	Q1	Q2	Q3	Q4	OT	Pts
Steelers	47	106	87	104	3	347
Opponents	54	65	29	75	0	223

Passing

	Att	Cmp	Yds	Cmp%	TD	Int	Long	Sack/Lost	Rating
Roethlisberger	469	281	3301	59.9%	17	15	65t	46/284	80.1
Leftwich	36	21	303	58.3%	2	0	50	3/22	104.3
Dixon	1	1	3	100.0%	0	0	3	0/0	79.2
Steelers	506	303	3607	59.9%	19	15	65t	49/306	81.8
Opponents	533	301	2861	56.5%	12	20	65t	51/350	63.4

Scoring

	TD	Ru	Pa	Rt	PAT	FG	2Pt	Pts
Reed	0	0	0	0	36/37	27/31	0	117
Ward	7	0	7	0	0/0	0/0	0	42
Moore	6	5	1	0	0/0	0/0	0	36
Holmes	5	0	5	0	0/0	0/0	0	30
Parker	5	5	0	0	0/0	0/0	0	30
Russell	3	3	0	0	0/0	0/0	0	18
Washington	3	0	3	0	0/0	0/0	0	18
Miller	3	0	3	0	0/0	0/0	0	18
Roethlisberger	2	2	0	0	0/0	0/0	0	12
Carter	1	0	0	1	0/0	0/0	0	6
Leftwich	1	1	0	0	0/0	0/0	0	6
Woodley	1	0	0	1	0/0	0/0	0	6
Townsend	1	0	0	1	0/0	0/0	0	6
J. Harrison	0	0	0	0	0/0	0/0	0	0
Steelers	38	16	19	3	36/37	27/31	0	347
Opponents	21	7	12	2	21/21	24/27	0	223

Sacks: J. Harrison 16.0, Woodley 11.5, Ae. Smith 5.5, Timmons 5.0, Farrior 3.5, Kirschke 2.0, Foote 1.5, Eason 1.5, Keisel 1.0, Hampton 1.0, Frazier 1.0, McFadden 1.0, Hoke 0.5

Steelers: 51.0, Opponents: 49.0

2-Pt. Conversions: Steelers 0-1, Opponents: 0-0

Rushine

	No.	Yds	Avg	Long	TD
Parker	210	791	3.8	34t	5
Moore	140	588	4.2	32t	5
Roethlisberger	34	101	3.0	17	2
Russell	28	77	2.8	15	3
Mendenhall	19	58	3.1	12	0
C. Davis	12	35	2.9	11	0
Washington	5	18	3.6	8	0
Holmes	2	9	4.5	10	0
Leftwich	4	7	1.8	8t	1
Davenport	2	5	2.5	3	0
Ward	1	4	4.0	4	0
Berger	1	0	0.0	0	0
Dixon	2	-3	-1.5	-1	0
Steelers	460	1690	3.7	34t	16
Opponents	390	1284	3.3	41	7

Receiving

	No.	Yds	Avg	Long	TD
Ward	81	1043	12.9	49	7
Holmes	55	821	14.9	48	5
Miller	48	514	10.7	22	3
Washington	40	631	15.8	65t	3
Moore	40	320	8.0	25	1
Spaeth	17	136	8.0	13	0
Sweed	6	64	10.7	17	0
C. Davis	5	27	5.4	14	0
McHugh	3	24	8.0	15	0
Parker	3	13	4.3	5	0
Mendenhall	2	17	8.5	11	0
Baker	1	6	6.0	6	0
Russell	1	-2	-2.0	-2	0
Roethlisberger	1	-7	-7.0	-7	0
Steelers	303	3607	11.9	65t	19
Opponents	301	2861	9.5	65t	12

Interceptions

	No.	Yds	Avg	Long	TD
Polamalu	7	59	8.4	23	0
Carter	3	64	21.3	32t	1
Townsend	2	27	13.5	25t	1
McFadden	2	0	0.0	0	0
Timmons	1	89	89.0	89	0
J. Harrison	1	33	33.0	33	0
Gay	1	12	12.0	12	0
Woodley	1	6	6.0	6	0
Clark	1	0	0.0	0	0
Taylor	1	0	0.0	0	0
Steelers	20	290	14.5	89	2
Opponents	15	234	15.6	83t	2

Punting

	No.	Yds	Avg	Net	TB	In	Lg	B
Berger	66	2728	41.3	36.4	4	19	61	0
Ernstner	12	379	31.6	31.3	0	4	43	0
Steelers	78	3107	39.8	35.6	4	23	61	0
Opponents	90	3868	42.5	38.5	6	28	64	1

Punting Returns

	Ret	FC	Yds	Avg	Long	TD
Holmes	34	7	226	6.6	35	0
Moore	6	12	21	3.5	12	0
Sweed	1	0	0	0.0	0	0
Steelers	41	19	247	6.0	35	0
Opponents	40	17	247	6.2	46	0

Kickoff Returns

	No.	Yds	Avg	Long	TD
Russell	16	371	23.2	43	0
Davenport	10	217	21.7	27	0
Moore	10	185	18.5	24	0
Mendenhall	6	115	115.0	27	0
C. Davis	6	106	106.0	24	0
Carter	1	16	16.0	16	0
Spaeth	1	3	3.0	3	0
Steelers	50	1013	1013.0	43	0
Opponents	71	1357	1357	40	0

Field Goals

	1-19	20-29	30-39	40-49	50+
Reed	1/1	9/9	8/9	8/10	1/2
Steelers	1/1	9/9	8/9	8/10	1/2
Opponents	0/0	11/12	9/9	4/5	0/1

Reed: (44G)(48G)(37G,53G)(49G,19G,46G)(38G,23G)(21G)(35G)(42G,24G)(51N,21G,41G,32G)(37G,38G)(20G,25G,20G,40N,45G)(45N,24G,41G)(31G,30G)(33N)(22G)

Opponents: (34G)(31G,38G)(31G,31G)(33G,20G)(126G)(26G,35G,25G,24G)(44G,43G)(36G)(42N,22G)(26G)(29G,27N)(44G,33G)(28G,26G,28G)(42G)(53N)

STEELERS 2007 (Won 10, Lost 6)

Schedule

Date	W-L	Score	Opponent	Attendance
9/9	W	34-7	at Cleveland	73,089
9/16	W	26-3	Buffalo	64,307
9/23	W	37-16	San Francisco	64,313
9/30	L	21-14	at Arizona	64,844
10/7	W	21-0	Seattle	64,478
10/21	L	31-28	at Denver	77,038
10/28	W	24-13	at Cincinnati	66,188
11/5	W	38-7	Baltimore	63,457
11/11	W	31-28	Cleveland	64,781
11/18	L	19-16/OT	at N.Y. Jets	77,659
11/26	W	3-0	Miami	57,704
12/2	W	24-10	Cincinnati	58,842
12/9	L	34-13	at New England	68,756
12/16	L	29-22	Jacksonville	58,793
12/20	W	41-24	at St. Louis	65,705
12/30	L	27-21	at Baltimore	71,353

Team Statistics

	Pittsburgh	Opponent
Total First Downs	298	249
Rushing	108	74
Passing	179	158
Penalty	11	17
3rd Down: Made/Att	103/220	87/215
3rd Down Pct.	46.8%	40.5%
4th Down: Made/Att	7/13	6/19
4th Down Pct.	53.8%	31.6%
Possession Avg.	33.18	26.42
Total Net Yards	5239	4262
Avg. Per Game	327.4	266.4
Total Plays	1000	933
Avg. Per Play	5.2	4.6
Net Yards Rushing	2168	1438
Avg. Per Game	135.5	89.9
Total Rushes	511	361
Net Yards Passing	3071	2824
Avg. Per Game	191.9	176.5
Sacked/Yards Lost	47/347	36/243
Gross Yards	3418	3067
Attempts/Completions	442/282	536/292
Completion Pct.	63.8%	54.5%
Had Intercepted	14	11
Punts/Average	68/42.4	82/43.0
Net Punting Avg.	37.9	38.6
Penalties/Yards	80/651	73/556
Fumbles/Ball Lost	21/8	30/14
Touchdowns	46	31
Rushing	9	6
Passing	34	22
Returns	3	3

Score by Period

	Q1	Q2	Q3	Q4	OT	Pts
Steelers	75	129	68	121	0	393
Opponents	67	78	70	51	3	269

Passing

	Att	Cmp	Yds	Cmp%	TD	Int	Long	Sack/Lost	Rating
Roethlisberger	404	264	3154	65.3%	32	11	83	47/347	104.18
Batch	36	17	232	47.2%	2	3	59t	0/0	52.1
Sepulveda	1	1	32	100.0%	0	0	32	0/0	118.8
Parker	1	0	0	0.0%	0	0	0	0/0	39.6
Wilson	0	0	0	0.0%	0	0	0	0/0	0.0
Steelers	442	282	3418	63.8%	34	14	83	47/347	99.9
Opponents	536	292	3067	54.5%	22	11	63t	36/243	76.5

& Team Record

Scoring

	TD	Ru	Pa	Rt	PAT	FG	2Pt	Pts
Reed	0	0	0	0	44/44	23/25	0	113
Holmes	8	0	8	0	0/0	0/0	1	50
Ward	7	0	7	0	0/0	0/0	1	44
Davenport	7	5	2	0	0/0	0/0	0	42
Miller	7	0	7	0	0/0	0/0	0	42
Washington	5	0	5	0	0/0	0/0	0	30
Spaeth	3	0	3	0	0/0	0/0	0	18
Parker	2	2	0	0	0/0	0/0	0	12
Roethlisberger	2	2	0	0	0/0	0/0	0	12
Taylor	1	0	0	1	0/0	0/0	0	6
Wilson	1	0	1	0	0/0	0/0	0	6

Rossum	1	0	0	1	0/0	0/0	0	6
Tuman	1	0	1	0	0/0	0/0	0	6
McFadden	1	0	0	1	0/0	0/0	0	6
Steelers	46	9	34	3	44/44	23/25	2	393
Opponents	31	6	22	3	29/30	18/22	0	269

Sacks: J. Harrison 8.5, Farrior 6.5, Woodley 4.0, Haggans 4.0, Foote 3.0, Aa. Smith 2.5, Kirschke 2.0, Keisel 2.0, Clark 1.0, Taylor 1.0, Hampton 0.5, Hoke 0.5, Carter 0.5

Steelers: 36.0, Op-ponents: 47.0

2-Pt. Conversions: Steelers 2-2, Opponents: 0-1

Rushing

	No.	Yds	Avg	Long	TD
Parker	321	1316	4.1	32	2
Davenport	107	499	4.7	45	5
Roethlisberger	35	204	5.8	30t	2
Davis	17	68	4.0	12	0
Wilson	2	37	18.5	37	0
Russell	7	21	3.0	8	0
Holmes	5	17	3.4	11	0
Ward	3	11	3.7	7	0
Kreider	1	2	2.0	2	0
Washington	1	0	0.0	0	0
Batch	12	-7	-0.6	0	0
Steelers	511	2168	4.2	45	9
Opponents	361	1438	4.0	38	6

Receiving

	No.	Yds	Avg	Long	TD
Ward	71	732	10.3	25	7
Holmes	52	942	18.1	83	8
Miller	47	566	12.0	29	7
Washington	29	450	15.5	40	5
Parker	23	164	7.1	22	0
Wilson	18	207	11.5	18	1
Davenport	18	184	10.2	32t	2
Davis	12	49	4.1	10	0
Spaeth	5	34	6.8	13t	3
Reid	4	54	13.5	25	0
Kreider	1	15	15.0	15	0
Haynes	1	12	12.0	12	0
Tuman	1	9	9.0	9t	1
Steelers	282	3418	12.1	83	34
Opponents	292	3067	10.5	63t	22

Interceptions

	No.	Yds	Avg	Long	TD
Taylor	3	56	18.7	51t	1
An. Smith	2	50	25.0	50	0
Townsend	2	44	22.0	23	0
McFadden	1	50	50.0	50t	1
Harrison	1	20	20.0	20	0
Foote	1	14	14.0	14	0
Farrior	1	0	0.0	0	0
Steelers	11	234	21.3	51t	2
Opponents	14	110	7.9	29	0

Punting

	No.	Yds	Avg	Net	TB	In	Lg	B
Sepulveda	68	2880	42.4	37.9	2	28	59	0
Steelers	68	2880	42.4	37.9	2	28	59	0
Opponents	82	3525	43.0	38.6	6	25	66	0

Punt Returns

	Ret	FC	Yds	Avg	Long	TD
Rossum	36	8	232	6.4	49	0
Wilson	2	1	6	3.0	6	0
Gay	1	0	0	0.0	0	0
Steelers	39	9	238	6.1	49	0
Opponents	31	14	266	8.6	73t	1

Kickoff Returns

	No.	Yds	Avg	Long	TD
Rossum	38	885	23.3	98t	1
Davenport	7	123	17.6	29	0
Reid	6	127	21.2	30	0
Eason	1	10	10.0	10	0
Steelers	52	1145	22.0	98t	1
Opponents	73	1647	22.6	100t	1

Field Goals

	1-19	20-29	30-39	40-49	50+
Reed	0/0	9/9	10/10	4/5	0/1
Steelers	0/0	9/9	10/10	4/5	0/1
Opponents	1/1	8/8	5/5	2/4	2/4

Reed: (26G,31G)(34G,28G,39G,31G)(36G,49G,35G)(65N)(40G)(22G)(28G,35G,30G)(37G,33G,48G)(44N,24G) (21G)(23G,44G)(21G,29G)

Opponents: (24G)(32G,22G,50G)(52N)(49G)(31G,20G)(52N)(25G,19G,28G,38G)(43N,24G)(48N,42G,28G) (36G)(52G)(28G,31G)

STEELERS 2006 (Won 8, Lost 8)

Schedule

Date	W-L	Score	Opponent	Attendance
9/7	W	28-17	Miami	64,927
9/18	L	9-0	at Jacksonville	67,164
9/24	L	28-20	Cincinnati	64,922
10/8	L	23-13	at San Diego	67,837
10/15	W	45-7	Kansas City	64,727
10/22	L	41-38/OT	at Atlanta	71,151
10/29	L	20-13	at Oakland	62,385
11/5	L	31-20	Denver	64,661
11/12	W	38-31	New Orleans	61,911
11/19	W	24-20	at Cleveland	73,296
11/26	L	27-0	at Baltimore	70,946
12/3	W	20-3	Tampa Bay	59,843
12/7	W	27-7	Cleveland	55,246
12/17	W	37-3	at Carolina	73,798
12/24	L	31-7	Baltimore	63,224
12/31	W	23-17/OT	at Cincinnati	66,049

Team Statistics

	Pittsburgh	Opponent
Total First Downs	327	269
Rushing	100	72
Passing	201	176
Penalty	26	21
3rd Down: Made/Att	93/217	86/219
3rd Down Pct.	42.9%	39.3%
4th Down: Made/Att	10/21	6/12
4th Down Pct.	47.6%	50.0%
Possession Avg.	31.13	28.47
Total Net Yards	5725	4805
Avg. Per Game	357.8	300.3
Total Plays	1041	976
Avg. Per Play	5.5	4.9
Net Yards Rushing	1992	1412
Avg. Per Game	124.5	88.3
Total Rushes	469	408
Net Yards Passing	3733	3393
Avg. Per Game	233.3	212.1
Sacked/Yards Lost	49/293	39/226
Gross Yards	4026	3619
Attempts/Completions	523/312	529/319
Completion Pct.	59.7%	60.3%
Had Intercepted	23	20
Punts/Average	65/41.3	86/43.8
Net Punting Avg.	65/36.7	86/38.0
Penalties/Yards	69/611	104/862
Fumbles/Ball Lost	27/14	16/9
Touchdowns	42	36
Rushing	16	9
Passing	23	21
Returns	3	6

Score by Period

	Q1	Q2	Q3	Q4	OT	Pts
Steelers	66	107	58	116	6	353
Opponents	49	98	65	100	3	315

Passing

	Att	Cmp	Yds	Cmp%	TD	Int	Long	Sack/Lost	Rating
Roethlisberger	469	280	3513	59.7%	18	23	67t	46/280	75.4
Batch	53	31	492	58.5%	5	0	87t	3/13	121.0
Wilson	1	1	21	100.0%	0	0	21	0/0	118.8
Steelers	523	312	4026	59.7%	23	23	87t	49/293	80.2
Opponents	529	319	3619	60.3%	21	20	66t	39/226	78.3

Scoring

	TD	Ru	Pa	Rt	PAT	FG	2Pt	Pts
Reed	0	0	0	0	41/41	20/27	0	101
Parker	16&	13	3	0	0/0	0/0	0	96
Ward	6	0	6	0	0/0	0/0	0	36
Miller	5	0	5	0	0/0	0/0	0	30
Washington	4	0	4	0	0/0	0/0	0	24
Holmes	3	0	2	1	0/0	0/0	0	18
Davenport	2	1	1	0	0/0	0/0	0	12
Roethlisberger	2	2	0	0	0/0	0/0	0	12
Porter	1	0	0	1	0/0	0/0	0	6
Tuman	1	0	1	0	0/0	0/0	0	6
Wallace	1	0	0	1	0/0	0/0	0	6
Wilson	1	0	1	0	0/0	0/0	0	6
Steelers	42	16	23	3	41/41	20/27	0	353
Opponents	36	9	21	6	36/36	21/27	0	315

Sacks: Porter 7.0, Haggans 6.0, Keisel 5.5, Aa. Smith 4.5, Farrior 4.0, Foote 4.0, Carter 2.0, Kirschke 2.0, Townsend 2.0, Brown 1.0, Polamalu 1.0
Steelers: 39.0, Opponents: 49.0

2-Pt. Conversions: Steelers 0-0, Opponents: 0-0

&Team Record

Rushing

	No.	Yds	Avg	Long	TD
Parker	337	1494	4.4	76	13
Davenport	60	221	3.7	48	1
Roethlisberger	32	98	3.1	20	2
Haynes	15	79	5.2	13	0
Ward	2	30	15.0	21	0
Kuhn	2	18	9.0	16	0
Batch	13	15	1.2	12	0
Wilson	2	14	7.0	14	0
Holmes	1	13	13.0	13	0
Washington	3	8	2.7	8	0
Kreider	1	5	5.0	5	0
McFadden	1	-2	-2.0	-2	0
Steelers	469	1992	4.2	76	16
Opponents	408	1412	3.5	72t	9

Receiving

	No.	Yds	Avg	Long	TD
Ward	74	975	13.2	70t	6
Holmes	49	824	16.8	67t	2
Wilson	37	504	13.6	38t	1
Washington	35	624	17.8	49t	4
Miller	34	393	11.6	87t	5
Parker	31	222	7.2	25t	3
Haynes	18	95	5.3	16	0
Davenport	15	193	12.9	32	1
Kreider	8	62	7.8	15	0
Tuman	7	73	10.4	21	1
Morey	2	29	14.5	15	0
Young	1	17	17.0	17	0
Kuhn	1	15	15.0	15	0
Steelers	312	4026	12.9	87t	23
Opponents	319	3619	11.3	66t	21

Interceptions

	No.	Yds	Avg	Long	TD
Polamalu	3	51	17.0	49	0
McFadden	3	39	13.0	39	0
Porter	2	49	24.5	42t	1
An. Smith	2	40	20.0	20	0
Taylor	2	34	17.0	34	0
Townsend	2	6	3.0	6	0
Wallace	1	30	30.0	30t	1
Kriewaldt	1	12	12.0	12	0
Foote	1	11	11.0	11	0
Farrior	1	1	1.0	1	0
Haggans	1	0	0.0	0	0
Clark	1	-1	-1.0	-1	0
Steelers	20	272	13.6	49	2
Opponents	23	441	19.2	100t	3

Punting

	No.	Yds	Avg	Net	TB	In	Lg	B
Gardocki	65	2687	41.3	36.7	4	11	56	0
Steelers	65	2687	41.3	36.7	4	11	56	0
Opponents	86	3769	43.8	38	11	31	67	1

Punt Returns

	Ret	FC	Yds	Avg	Long	TD
Holmes	26	21	264	10.2	65t	1
Colclough	4	0	6	1.5	3	0
Wilson	2	1	4	2.0	3	0
Reid	1	0	11	11.0	11	0
Taylor	1	0	0	0.0	0	0
Steelers	34	22	285	8.4	65t	1
Opponents	38	10	219	5.8	47	0

Kickoff Returns

	No.	Yds	Avg	Long	TD
Davenport	21	448	21.3	40	0
Holmes	18	436	24.2	42	0
Morey	8	202	25.3	76	0
Taylor	4	72	18.0	23	0
Colclough	1	26	26.0	26	0
Kirschke	1	0	0.0	0	0
Reid	1	19	19.0	19	0
Wilson	1	11	11.0	11	0
Steelers	55	1214	22.1	76	0
Opponents	70	1570	22.4	92t	1

Field Goals

	1/19	20-29	30-39	40-49	50+
Reed	1/1	6/7	8/11	4/7	1/1
Steelers	1/1	6/7	8/11	4/7	1/1
Opponents	1/1	8/8	9/11	3/5	0/2

Reed: (44N) (48B, 37G, 36G) (39G, 44G) (32G, 28N) (28G) (29G, 39G) (40N, 46G, 29G) (32G, 35N) (43G) (50G, 32N, 39G) (23G, 35B, 28G) (19G, 45G, 26G) (35G)
Opponents: (26G) (31G, 32G, 42G) (28G, 33G, 22G) (25G, 52N, 32G) (19G, 41G) (32G) (20G, 32N) (44N, 23G, 35G) (37G, 40G) (27G) (40N) (50N, 37G) (26G) (34G, 39N)

STEELERS 2005 (Won 11, Lost 5)

Schedule

Date	W-L	Score	Opponent	Attendance
9/11	W	34-7	Tennessee	62,931
9/18	W	27-7	at Houston	70,742
9/25	L	23-20	New England	64,868
10/10	W	24-22	at San Diego	68,537
10/16	L	23-17/OT	Jacksonville	63,891
10/23	W	27-13	at Cincinnati	66,104
10/31	W	20-19	Baltimore	64,178
11/6	W	20-10	at Green Bay	70,607
11/13	W	34-21	Cleveland	63,491
11/20	L	16-13/OT	at Baltimore	70,601
11/28	L	26-7	at Indianapolis	57,442
12/4	L	38-31	Cincinnati	63,044
12/11	W	21-9	Chicago	61,237
12/18	W	18-3	at Minnesota	64,136
12/24	W	41-0	at Cleveland	73,136
1/1	W	35-21	Detroit	63,794

Team Statistics

	Pittsburgh	Opponent
Total First Downs	297	275
Rushing	120	75
Passing	144	179
Penalty	33	21
3rd Down: Made/Att	68/192	92/232
3rd Down Pct.	35.4%	39.7%
4th Down: Made/Att	5/12	6/17
4th Down Pct.	41.7%	35.3%
Possession Avg.	31:16	28:44
Total Net Yards	5149	4544
Avg. Per Game	321.8	284.0
Total Plays	960	998
Avg. Per Play	5.4	4.6
Net Yards Rushing	2223	1376
Avg. Per Game	138.9	86.0
Total Rushes	549	402
Net Yards Passing	2926	3168
Avg. Per Game	182.9	198.0
Sacked/Yards Lost	32/178	47/312
Gross Yards	3104	3480
Attempts/Completions	379/228	549/315
Completion Pct.	60.2%	57.4%
Had Intercepted	14	15
Punts/Average	69/41.7	80/43.3
Net Punting Avg.	34.5	34.7
Penalties/Yards	99/876	120/1031
Fumbles/Ball Lost	22/9	30/15
Touchdowns	45	27
Rushing	21	10
Passing	21	15
Returns	3	2

Score by Period

	Q1	Q2	Q3	Q4	OT	Pts
Steelers	99	121	103	66	0	389
Opponents	78	49	54	68	9	258

Passing

	Att	Cmp	Yds	Cmp%	TD	Int	Long	Sack/Lost	Rating
Roethlisberger	268	168	2385	62.7%	17	9	85t	23/129	98.6
Maddox	71	34	406	47.9%	2	4	32	8/43	51.7
Batch	36	23	246	63.9%	1	1	43	1/6	81.5
Randle El	3	3	67	100.0%	0	1	51t	0/0	158.3
Gardocki	1	0	0	0.0%	0	0	0	0/0	39.6
Steelers	379	228	3104	60.2%	21	14	85t	32/178	89.4
Opponents	549	315	3480	57.4%	15	15	80t	47/312	74.0

Scoring

	TD	Ru	Pa	Rt	PAT	FG	2Pt	Pts
Reed	0	0	0	0	45/45	24/29	0	117
Ward	11	0	11	0	0/0	0/0	0	66
Bettis	9	0	0	0	0/0	0/0	0	54
Miller	6	0	6	0	0/0	0/0	0	36
Parker	5	4	1	0	0/0	0/0	0	30
Randle El	3	0	1	2	0/0	0/0	0	18
Roethlisberger	3	3	0	0	0/0	0/0	0	18
Haynes	3	3	0	0	0/0	0/0	0	18
Morgan	3	0	2	0	0/0	0/0	0	12
Staley	1	1	0	0	0/0	0/0	0	6
Polamalu	1	1	0	1	0/0	0/0	0	6
Batch	1	1	0	0	0/0	0/0	0	6
Foote	0	0	0	0	0/0	0/0	0	2
Steelers	45	21	21	3	45/45	24/29	0	389
Opponents	27	10	15	2	24/25	24/30	0	258

Sacks: Porter 10.5, Haggans 9.0, Von Oehlfen 3.5, Polamalu 3.0, Townsend 3.0, Foote 3.0, Keisel 3.0, Harrison 3.0, Farrior 2.0, A.Smith 2.0, McFadden 1.0, Kirschke 1.0, Carter 1.0, Frazier 1.0, Colclough 1.0

Steelers: 47.0, Opponents: 32.0

2-Pt. Conversions: Steelers 0-0, Opponents: 0-1

Rushing

	No.	Yds	Avg	Long	TD
Parker	255	1202	4.7	80t	4
Bettis	110	368	3.3	39	9
Haynes	74	274	3.7	20	3
Staley	38	148	3.9	17	1
Randle El	12	73	6.1	43	0
Roethlisberger	31	69	2.2	13	3
Batch	11	30	2.7	15	1
Maddox	8	26	3.3	16	0
Kreider	3	21	7.0	12	0
Ward	3	10	3.3	7	0
Herron	3	2	0.7	1	0
Wilson	1	0	0.0	0	0
Steelers	549	2223	4.0	80t	21
Opponents	402	1376	3.4	36	10

Receiving

	No.	Yds	Avg	Long	TD
Ward	69	975	14.1	85t	11
Miller	39	459	11.8	50	6
Randle El	35	558	15.9	63t	1
Wilson	26	451	17.3	46	0
Parker	18	218	12.1	48	1
Haynes	11	113	10.3	18	0
Morgan	9	150	16.7	31t	2
Kreider	7	43	6.1	9	0
Staley	6	34	5.7	9	0
Bettis	4	40	10.0	16	0
Tuman	3	57	19.0	27	0
Kranchick	1	6	6.0	6	0
Steelers	228	3104	13.6	85t	21
Opponents	315	3480	11.0	80t	15

Interceptions

	No.	Yds	Avg	Long	TD
Hope	3	60	20.0	55	0
Polamalu	2	42	21.0	36	0
Townsend	2	26	13.0	26	0
Porter	2	9	4.5	9	0
Harrison	1	25	25.0	25	0
Colclough	1	14	14.0	14	0
Carter	1	3	3.0	3	0
Smith	1	0	0.0	0	0
McFadden	1	0	0.0	0	0
Taylor	1	0	0.0	0	0
Steelers	15	179	11.9	55	0
Opponents	14	194	13.9	41t	1

Punting

	No.	Yds	Avg	Net	TB	In	Lg	B
Gardocki	67	2803	41.8	34.7	7	22	65	0
Roethlisberger	2	72	36.0	26	1	1	39	0
Steelers	69	2875	41.7	34.5	8	23	65	0
Opponents	80	3463	43.3	34.7	11	19	58	0

Punt Returns

	Ret	FC	Yds	Avg	Long	TD
Randle El	44	12	448	10.2	81t	28
Taylor	1	0	19	19.0	19	0
Iwuoma	1	0	3	3.0	3	0
Harrison	0	1	0	0.0	0	0
Steelers	46	13	470	10.2	81t	2
Opponents	37	12	336	9.1	36	0

& Team Record

Kickoff Returns

	No.	Yds	Avg	Long	TD
Morgan	23	583	25.3	74	0
Colclough	22	473	21.3	63	0
Taylor	3	59	19.7	24	0
Wilson	3	53	17.7	29	0
Keisel	2	23	11.5	12	0
Randle El	1	16	16.0	16	0
Kreider	1	3	3.0	3	0
Harrison	1	-2	-2.0	-2	0
Steelers	56	1208	21.6	74	0
Opponents	77	1685	21.9	94	0

Field Goals

	1/19	20-29	30-39	40-49	50+
Reed	0/0	9/9	9/9	6/9	0/2
Steelers	0/0	9/9	9/9	6/9	0/2
Opponents	0/0	8/8	5/8	11/13	0/1

Reed: (44G, 27G) (37G, 35G) (33G, 52N, 24G) (40G) (29G, 46N) (27G, 39G) (42G, 37G) (32G, 24G, 51B) (42G, 33G, 44B) (44G, 37G) (41N) (23G) (21G, 41G, 26G) (26G, 31G)

Opponents: (47N) () (53N, 48G, 35G, 43G) (34G, 32G, 41G) (23G) (30N, 26G, 39G) (22G, 43N, 40G, 49G, 47G), (40G, 31N) (47G, 25G, 44G) (29G, 48G, 44G, 28G) (30G) (29G) (20G, 32B)

STEELERS 2004 (Won 15, Lost 1)

Schedule

Date	W-L	Score	Opponent	Attendance
9/12	W	24-21	Oakland	60,147
9/19	L	30-13	at Baltimore	69,859
9/26	W	13-3	at Miami	72,225
10/3	W	28-17	Cincinnati	62,402
10/10	W	34-23	Cleveland	63,609
10/17	W	24-20	at Dallas	64,162
10/31	W	34-20	New England	64,737
11/7	W	27-3	Philadelphia	64,975
11/14	W	24-10	at Cleveland	73,703
11/21	W	19-14	at Cincinnati	65,780
11/28	W	16-7	Washington	63,707
12/5	W	17-16	at Jacksonville	76,877
12/12	W	17-6	N.Y. Jets	63,581
12/18	W	33-30	at N.Y. Giants	78,836
12/26	W	20-7	Baltimore	64,227
1/2	W	29-24	at Buffalo	73,414

Team Statistics

	Pittsburgh	Opponent
Total First Downs	310	248
Rushing	134	79
Passing	147	146
Penalty	29	23
3rd Down: Made/Att	94/219	63/193
3rd Down Pct.	42.9	32.6
4th Down: Made/Att	7/12	7/13
4th Down Pct.	58.3%	53.8%
Possession Avg.	34.00	26.01
Total Net Yards	5184	4134
Avg. Per Game	324.0	258.4
Total Plays	1012	882
Avg. Per Play	5.1	4.7
Net Yards Rushing	2464	1299
Avg. Per Game	154.0	81.2
Total Rushes	618	357
Net Yards Passing	2720	2835
Avg. Per Game	170.0	177.2
Sacked/Yards Lost	36/250	41/225
Gross Yards	2970	3060
Attempts/Completions	358/228	484/269
Completion Pct.	63.7%	55.6%
Had Intercepted	13	19
Punts/Average	67/43.0	79/42.7
Net Punting Avg.	67/37.4	79/36.3
Penalties/Yards	99/837	104/875
Fumbles/Ball Lost	20/8	28/13
Touchdowns	41	26
Rushing	16	8
Passing	20	14
Returns	5	4

Score by Period

	Q1	Q2	Q3	Q4	OT	Pts
Steelers	123	90	47	112	0	372
Opponents	79	42	66	64	0	251

Passing

	Att	Cmp	Yds	Cmp%	TD	Int	Long	Sack/Lost	Rating
Roethlisberger	295	196	2621	66.4%	17	11	58	30/213	98.1
Maddox	60	30	329	50.0%	1	2	39	6/37	58.3
Bettis	1	1	10	100.0%	1	0	10t	0/0	147.9
Randle El	1	1	10	100.0%	1	0	10t	0/0	147.9
St. Pierre	1	0	0	0.0%	0	0	0	0/0	39.6
Steelers	358	228	2970	63.7%	20	13	58	36/250	93.2
Opponents	484	269	3060	55.6%	14	19	58t	41/225	68.0

Scoring

	TD	Ru	Pa	Rt	PAT	FG	2Pt	Pts
Reed	0	0	0	0	40/40	28/33	0	124
Bettis	13	13	0	0	0/0	0/0	0	78
Burruss	5	0	5	0	0/0	0/0	0	30
Ward	5	1	4	0	0/0	0/0	0	30
Randle El	3	0	3	0	0/0	0/0	0	18
Tuman	3	0	3	0	0/0	0/0	0	18
Haynes	2	0	2	0	0/0	0/0	0	12
Riemersma	2	0	2	0	0/0	0/0	0	12
Farrior	1	0	0	1	0/0	0/0	0	6
Harrison	1	0	0	1	0/0	0/0	0	6
Kreider	1	0	1	0	0/0	0/0	0	6
Polamalu	1	0	0	1	0/0	0/0	0	6
Roethlisberger	1	1	0	0	0/0	0/0	0	6
Staley	1	1	0	0	0/0	0/0	0	6
Stuvaints	1	0	0	1	0/0	0/0	0	6

Townsend	1	0	0	1	0/0	0/0	0	6
Steelers	41	16	20	5	40/40	28/33	0	372
Opponents	26	8	14	4	24/24	23/27	0	251

Sacks: A. Smith 8.0, Porter 7.0, Haggans 6.0, Townsend 4.0, Farrior 3.0, Foote 3.0, Colclough 1.5, Harrison 1.0, Hoke 1.0, Kirschke 1.0, Polamalu 1.0, von Oelhoffen 1.0, Williams 1.0, Kriewaldt 0.5

Steelers: 41.0, Opponents: 36.0

2-Pt. Conversions: Steelers: 0-1, Opponents: 1-2

Rushing

	No.	Yds	Avg	Long	TD
Bettis	250	941	3.8	29	13
Staley	192	830	4.3	38	1
Haynes	55	272	4.9	18	0
Parker	32	186	5.8	58	0
Roethlisberger	56	144	2.6	20	1
Randle El	8	34	4.3	12	0
Ward	7	25	3.6	16t	1
Kreider	4	18	4.5	6	0
Maddox	9	15	1.7	10	0
Brown TM	1	2	2.0	2	0
St. Pierre	4	-3	-0.8	2	0
Steelers	618	2464	4.0	58	16
Opponents	357	1299	3.6	35	8

Receiving

	No.	Yds	Avg	Long	TD
Ward	80	1004	12.6	58	4
Randle El	43	601	14.0	39	3
Burruss	35	698	19.9	48	5
Haynes	18	142	7.9	26	2
Kreider	10	75	7.5	13	1
Mays	9	137	15.2	46	0
Tuman	9	89	9.9	26	3
Riemersma	7	82	11.7	26t	2
Staley	6	55	9.2	21	0
Bettis	6	46	7.7	20	0
Rasby LG	5	52	10.4	13	0
Parker	3	16	5.3	12	0
Cushing	1	17	17.0	17	0
Moorey	1	8	8.0	8	0
Steelers	228	2970	13.0	58	20
Opponents	269	3060	11.4	58t	14

Interceptions

	No.	Yds	Avg	Long	TD
Polamalu	5	58	11.6	26t	1
Farrior	4	113	28.3	41	1
Townsend	4	54	13.5	39t	1
Hope	1	41	41.0	41	0
Scott	1	23	23.0	23	0
Porter	1	3	3.0	3	0
Foote	1	1	1.0	1	0
Taylor	1	0	0.0	0	0
Williams	1	0	0.0	0	0
Steelers	19	293	15.4	41	3
Opponents	13	190	14.6	51t	3

Punting

	No.	Yds	Avg	Net	TB	In	Lg	B
Gardocki	67	2879	43.0	37.4	6	24	61	0
Steelers	67	2879	43.0	37.4	6	24	61	0
Opponents	79	3375	42.7	36.3	7	26	63	0

Punt Returns

	Ret	FC	Yds	Avg	Long	TD
Randle El	42	13	347	8.3	60	0
Colclough	1	0	13	13.0	13	0
Haynes	1	0	5	5.0	5	0
Steelers	44	13	365	8.3	60	0
Opponents	34	8	252	7.4	33	0

Kickoff Returns

	No.	Yds	Avg	Long	TD
Colclough	26	566	21.8	48	0
Randle El	21	527	25.1	41	0
Taylor	11	184	16.7	22	0
Cushing	3	45	15.0	20	0
Kirschke	1	13	13.0	13	0
Steelers	62	1335	21.5	48	0
Opponents	74	1595	21.6	91t	1

Field Goals

	1/19	20-29	30-39	40-49	50+
Reed	1/1	8/9	12/13	5/8	2/2
Steelers	1/1	8/9	12/13	5/8	2/2
Opponents	0/0	7/8	11/12	5/6	0/1

Reed: (42G)(48N)(40G,44N,45N,51G)(47G,26G)(51G)
 (19G,29G)(33N,42G,31G)(20G,24N)(32G)(33G,36G,32G)
 (37G)(34G)(33G,21G,36G,28G)(23G,40G)(22G,21G,31G,37G,33G)
 Opponents: (28G,38G)(35G,27G,34G)(34G)(34G)(24G,34G,46G)
 (47G,39G)(43G,25G)(33G)(31G)(32N,20G,29G,36G,60N)
 (43G,41G)(22G)(44N)(37G,28N)

STEELERS 2003 (Won 6, Lost 10)

Schedule

Date	W-L	Score	Opponent	Attendance
9/7	W	34-15	Baltimore	63,157
9/14	L	41-20	at Kansas City	78,416
9/21	W	17-10	at Cincinnati	64,596
9/28	L	30-13	Tennessee	63,244
10/5	L	33-13	Cleveland	64,595
10/12	L	17-14	at Denver	75,974
10/26	L	33-21	St. Louis#	62,665
11/2	L	23-16	at Seattle	66,507
11/9	W	28-15	Arizona	59,520
11/17	L	30-14	at San Francisco	67,877
11/23	W	13-6	at Cleveland	73,658
11/30	L	24-20	Cincinnati	58,797
12/7	W	27-7	Oakland	53,079
12/14	L	6-0	at N.Y. Jets	77,900
12/21	W	40-24	San Diego	52,527
12/28	L	13-10/OT	at Baltimore	70,001

#1,000th game in Steelers History

Team Statistics

	Pittsburgh	Opponent
Total First Downs	275	270
Rushing	77	89
Passing	174	155
Penalty	24	26
3rd Down: Made/Att	82/227	71/209
3rd Down Pct.	36.1%	34.0%
4th Down: Made/Att	11/22	7/16
4th Down Pct.	50.0%	43.8%
Possession Avg.	30.42	29.13
Total Net Yards	4792	4783
Avg. Per Game	299.5	298.9
Total Plays	1020	968
Avg. Per Play	4.7	4.9
Net Yards Rushing	1488	1741
Avg. Per Game	93.0	108.9
Total Rushes	446	449
Net Yards Passing	3304	3042
Avg. Per Game	206.5	190.1
Sacked/Yards Lost	42/244	35/203
Gross Yards	3548	3245
Attempts/Completions	532/306	484/294
Completion Pct.	57.5%	60.7%
Had Intercepted	17	14
Punts/Average	85/41.4	91/40.6
Net Punting Avg.	36.0	32.1
Penalties/Yards	111/1005	96/709
Fumbles/Ball Lost	24/11	24/11
Touchdowns	33	38
Rushing	10	14
Passing	19	20
Returns	4	4

Score by Period

	Q1	Q2	Q3	Q4	OT	Pts
Steelers	50	94	93	63	0	300
Opponents	61	98	71	94	3	327

Passing

	Att	Cmp	Yds	Cmp%	TD	Int	Long	Sack/Lost	Rating
Maddox	519	298	3414	57.4%	18	17	53	41/242	75.3
Miller	1	1	84	100.0%	1	0	81t	0/0	158.3
Batch	8	4	47	50.0%	0	0	22	1/2	68.2
Randle El	4	3	6	75.0%	0	0	9	0/0	77.1
Steelers	532	306	3548	57.5%	19	17	81t	42/244	76.4
Opponents	484	294	3245	60.7%	20	14	61t	35/203	82.4

Scoring

	TD	Ru	Pa	Rt	PAT	FG	2Pt	Pts
Reed	0	0	0	0	31/32	23/32	0	100
Ward	10	0	10	0	0/0	0/0	0	60
Bettis	7	7	0	0	0/0	0/0	1	44
Burress	4	0	4	0	0/0	0/0	0	24
Randle El	3	1	2	0	0/0	0/0	0	18
Zereoue	2	2	0	0	0/0	0/0	0	12
Bruener	1	0	1	0	0/0	0/0	0	6
Doering	1	0	1	0	0/0	0/0	0	6
Hope	1	0	1	0	0/0	0/0	0	6
Kreider	1	1	0	0	0/0	0/0	0	6

Riemersma	1	0	1	0	0/0	0/0	0	6
Scott	1	0	0	1	0/0	0/0	0	6
Townsend	1	0	0	1	0/0	0/0	0	6
Steelers	33	10	19	4	31/32	23/32	1	300
Opponents	38	14	20	4	32/35	21/24	1	327

Sacks: vonOelhoffen 8.0, Porter 5.0, Bailey 2.0, Polamalu 2.0, Smith 2.0, Alexander 1.0, Haggans 1.0, Hampton 1.0, Logan 1.0, Townsend 1.0

Steelers: 35.0, Opponents: 42.0

2-Pt. Conversions: Steelers 1-1, Opponents 1-3

Rushine

	No.	Yds	Avg	Long	TD
Bettis	246	811	3.3	21	7
Zereoue	132	433	3.3	22	2
Randle El	15	75	5.0	32	0
Haynes	20	63	3.2	15	0
Ward	11	61	5.5	25	0
Kreider	7	29	4.1	9	1
Maddox	13	12	0.9	6	0
Batch	1	11	11.0	11	0
Burress	1	-7	-7.0	-7	0
Steelers	446	1488	3.3	32	10
Opponents	449	1741	3.9	78t	14

Receiving

	No.	Yds	Avg	Long	TD
Ward	95	1163	12.2	50	10
Burress	60	860	14.3	47	4
Zereoue	40	310	7.8	29	0
Randle El	37	364	9.8	32t	1
Doering	18	240	13.3	53	1
Bettis	13	86	6.6	16	0
Tuman	12	113	9.4	23	0
Riemersma	10	138	13.8	24	1
Kreider	9	107	11.9	26	0
Haynes	7	57	8.1	13	0
Mays	2	17	8.5	9	0
Bruener	2	12	6.0	11	1
Hope	1	81t	81.0	81t	1
Steelers	306	3548	11.6	81t	19
Opponents	294	3245	11.0	61t	20

Interceptions

	No.	Yds	Avg	Long	TD
Alexander	4	63	15.8	34	0
Scott	3	50	16.7	26t	1
Townsend	3	24	8.0	25t	1
Bell	1	61	61.0	42	0
Farrior	1	9	9.0	9	0
Washington	1	7	7.0	7	0
Gildon	1	1	1.0	1	0
Steelers	14	215	15.4	42	2
Opponents	17	386	22.7	75t	3

Punting

	No.	Yds	Avg	Net	TB	In	Lg	B
Miller	84	358	41.9	36	8	27	69	1
Steelers	84	358	41.9	36	8	27	69	1
Opponents	91	3694	40.6	32.1	11	23	61	0

Punt Returns

	Ret	FC	Yds	Avg	Long	TD
Randle El	45	12	542	12.0	84t	28
Doering	0	0	9	0.0	9	0
Steelers	45	12	551	12.2	84t	2
Opponents	47	12	296	6.3	45	0

& Team Record

Kickoff Returns

	No.	Yds	Avg	Long	TD
Taylor	37	831	22.5	53	0
Randle El	24	466	19.4	34	0
Mays	4	79	19.8	27	0
Kreider	3	29	9.7	15	0
Steelers	68	1405	20.7	53	0
Opponents	66	1359	20.6	100t	1

Field Goals

	1/19	20-29	30-39	40-49	50+
Reed	0/0	9/12	6/7	7/12	1/1
Steelers	0/0	9/12	6/7	7/12	1/1
Opponents	1/1	7/7	5/5	8/9	0/2

Reed: (29G,31G)(20G,51G)(24WR,33G)(26G,23G,30CR)(30G,37G)(24G,26G)(49G,33G,21G)(23WL)(45WR)(45WR,23G,46G)

(23G,39G)(47SH,44G,48SH,40G)(43WL,20WL)(47G,40G)(42G)

Opponents: (44G)(19G,22G)(47G)(47WL,20G,22G)(36G,46G,34G)(20G)(32G,22G,44G)(27G,31G)(44G)(28G,41G)(31G)(46G,52SH,51SH,47G)

STEELERS 2002 (Won 10, Lost 5, Tied 1)

Schedule

Date	W-L	Score	Opponent	Attendance
9/9	L	30-14	at New England	68,436
9/15	L	30-17	Oakland	62,260
9/29	W	16-13/OT	Cleveland	62,864
10/6	L	32-29	at New Orleans	67,734
10/13	W	34-7	at Cincinnati	63,900
10/21	W	28-10	Indianapolis	62,800
10/27	W	31-18	at Baltimore	69,638
11/3	W	23-20	at Cleveland	73,718
11/10	T	34-34/OT	Atlanta	62,779
11/17	L	31-23	at Tennessee	68,804
11/24	W	29-21	Cincinnati	60,473
12/1	W	25-23	at Jacksonville	55,260
12/8	L	24-6	Houston	58,551
12/15	W	30-14	Carolina	58,586
12/23	W	17-7	at Tampa Bay	65,684
12/29	W	34-31	Baltimore	61,961

Team Statistics

	Pittsburgh	Opponent
Total First Downs	343	279
Rushing	119	77
Passing	200	178
Penalty	24	24
3rd Down: Made/Att	94/223	98/225
3rd Down Pct.	42.2%	43.6%
4th Down: Made/Att	14/23	7/13
4th Down Pct.	60.9%	53.8%
Possession Avg.	32:47	27:13
Total Net Yards	5952	4835
Avg. Per Game	372.0	302.2
Total Plays	1097	982
Avg. Per Play	5.4	4.9
Net Yards Rushing	2120	1375
Avg. Per Game	132.5	85.9
Total Rushes	512	359
Net Yards Passing	3832	3460
Avg. Per Game	239.5	216.3
Sacked/Yards Lost	34/204	50/313
Gross Yards	4036	3773
Attempts/Completions	551/350	573/336
Completion Pct.	63.5%	58.6%
Had Intercepted	22	19
Punts/Average	63/41.0	77/40.3
Net Punting Avg.	33.2	35.0
Penalties/Yards	90/712	106/927
Fumbles/Ball Lost	26/14	22/17
Touchdowns	43	41
Rushing	15	16
Passing	26	19
Returns	2	6

Score by Period

	Q1	Q2	Q3	Q4	OT	Pts
Steelers	113	124	61	89	3	390
Opponents	79	73	86	107	0	345

Passing

	Att	Cmp	Yds	Cmp%	TD	Int	Long	Sack/Lost	Rating
Maddox	377	234	2836	62.1%	20	16	72t	26/148	85.2
Stewart	166	109	1155	65.7%	6	6	64t	7/46	82.8
Randle El	8	7	45	87.5%	0	0	25	1/10	90.1
Steelers	551	350	4036	63.5%	26	22	72t	34/204	84.6
Opponents	573	336	3773	58.6%	19	19	64	50/313	75.6

Scoring

	TD	Ru	Pa	Rt	PAT	FG	2Pt	Pts
Ward	12	0	12	0	0/0	0/0	38	78
Peterson	0	0	0	0	25/26	12/21	0	61
Reed	0	0	0	0	10/11	17/19	0	61
Bettis	9	9	0	0	0/0	0/0	0	54
Burress	7	0	7	0	0/0	0/0	1	44
Zereoue	4	4	0	0	0/0	0/0	0	24
Randle El	3	0	2	1	0/0	0/0	0	18
Mathis	2	0	2	0	0/0	0/0	0	12
Stewart	2	2	0	0	0/0	0/0	0	12
Kreider	1	0	1	0	0/0	0/0	1	8
Tuman	1	0	1	0	0/0	0/0	0	6
Scott	1	0	0	1	0/0	0/0	0	6
Bruener	1	0	1	0	0/0	0/0	0	6
Steelers	43	15	26	2	35/37	29/40	5	390

Opponents 41 16 19 6 37/38 20/26 0 345

Sacks: Porter 9.0, Gildon 9.0, Haggans 6.5, Smith 5.5, Bailey 5.5, Bell 4.0, Flowers 4.0, von Oelhoffen 3.0, Hampton 2.0, Alexander 1.0, Logan 0.5.

Steelers: 50.0, Opponents: 34.0

2-Pt. Conversions: Steelers 5-6, Opponents 1-3

& Team Record

Rushing

	No.	Yds	Avg	Long	TD
Zereoue	193	762	3.9	42	4
Bettis	187	666	3.6	41t	9
Stewart	43	191	4.4	28t	2
Ward	12	142	11.8	39	0
Randle El	19	134	7.1	24	0
Fuamatu-Ma'a'afala	23	115	5.0	17	0
Haynes	10	51	5.1	20	0
Maddox	19	43	2.3	21	0
Kreider	6	16	2.7	5	0
Steelers	512	2120	4.1	42	15
Opponents	359	1375	3.8	59t	16

Receiving

	No.	Yds	Avg	Long	TD
Ward	112	1329	11.9	72t	12
Burress	78	1325	17.0	62t	7
Randle El	47	489	10.4	36	2
Zereoue	42	341	8.1	54	0
Mathis	23	218	9.5	22	2
Kreider	18	122	6.8	15	1
Bruener	13	66	5.1	10	1
Bettis	7	57	8.1	15	0
Tuman	4	63	15.8	27	1
Haynes	3	10	3.3	7	0
Fuamatu-Ma'a'afala	2	12	6.0	6	0
Cushing	1	4	4.0	4	0
Steelers	350	4036	11.5	72t	26
Opponents	336	3773	11.2	64	19

Interceptions

STEELERS 2001 (Won 13, Lost 3)

Schedule

Date	W-L	Score	Opponent	Attendance
9/9	L	21-3	at Jacksonville	63,785
9/30	W	20-3	at Buffalo	72,874
10/7	W	16-7	Cincinnati	62,335
10/14	W	20-17	at Kansas City	78,413
10/21	W	17-10	at Tampa Bay	56,588
10/29	W	34-7	Tennessee	63,763
11/4	L	13-10	Baltimore	62,906
11/11	W	15-12/OT	at Cleveland	73,218
11/18	W	20-7	Jacksonville	62,644
11/25	W	34-24	at Tennessee	68,801
12/2	W	21-16	Minnesota	62,661
12/9	W	18-7	N.Y. Jets	62,884
12/16	W	26-21	at Baltimore	69,506
12/23	W	47-14	Detroit	62,809
12/30	L	26-23/OT	at Cincinnati	63,751
1/6	W	28-7	Cleveland	59,189

Team Statistics

	Pittsburgh	Opponent
Total First Downs	314	254
Rushing	148	70
Passing	150	160
Penalty	16	24
3rd Down: Made/Att	106/232	68/199
3rd Down Pct.	45.7%	34.2%
4th Down: Made/Att	6/12	4/17
4th Down Pct.	50.0%	23.5%
Possession Avg.	34.10	25.50
Total Net Yards	5887	4137
Avg. Per Game	367.9	258.6
Total Plays	1065	919
Avg. Per Play	5.5	4.5
Net Yards Rushing	2774	1195
Avg. Per Game	173.4	74.7
Total Rushes	580	339
Net Yards Passing	3113	2942
Avg. Per Game	194.6	183.9
Sacked/Yards Lost	31/182	55/367
Gross Yards	3295	3309
Attempts/Completions	454/274	525/295
Completion Pct.	60.4%	56.2%
Had Intercepted	12	16
Punts/Average	63/41.4	67/42.3
Net Punting Avg.	63/34.6	67/36.3
Penalties/Yards	86/737	71/585
Fumbles/Ball Lost	28/9	27/12
Touchdowns	38	26
Rushing	17	5
Passing	16	19
Returns	5	2

Score by Period

	Q1	Q2	Q3	Q4	OT	Pts
Steelers	60	108	102	79	3	352
Opponents	33	81	13	82	3	212

Passing

	Att	Cmp	Yds	Cmp%	TD	Int	Long	Sack/Lost	Rating
Stewart	442	266	3109	60.2%	14	11	90t	20/175	81.7
Maddox	9	7	154	77.8%	1	1	57	1/4	116.2
Bettis	2	1	32	50.0%	1	0	32t	0/0	135.4
Ward	1	0	0	0.0%	0	0	0	1/3	39.6
Steelers	454	274	3295	60.4%	16	12	90t	31/182	83.4
Opponents	525	295	3309	56.2%	19	16	80t	55/367	74.5

Scoring

	TD	Ru	Pa	Rt	PAT	FG	2Pt	Pts
Brown	0	0	0	0	34/37	30/44	0	124
Burress	6	0	6	0	0/0	0/0	0	36
Stewart	5	5	0	0	0/0	0/0	0	30
Bettis	4	4	0	0	0/0	0/0	0	24
Fuamatu-Ma'aafa	4	3	1	0	0/0	0/0	0	24
Ward	4	0	4	0	0/0	0/0	0	24
Edwards	2	1	0	1	0/0	0/0	0	12
Scott	2	0	0	2	0/0	0/0	0	12
Shaw	2	0	2	0	0/0	0/0	0	12
Zereoue	2	1	1	0	0/0	0/0	0	12
Bowers	1	1	0	0	0/0	0/0	0	6
Cushing	1	0	1	0	0/0	0/0	0	6
Gildon	1	0	0	1	0/0	0/0	0	6
Kreider	1	1	0	0	0/0	0/0	0	6
Maddox	1	1	0	0	0/0	0/0	0	6
Tuman	1	0	1	0	0/0	0/0	0	6

Washington	1	0	0	1	0/0	0/0	0	6
Steelers	38	17	16	5	34/37	30/44	0	352
Opponents	26	5	19	2	23/24	9/20	2	212

Sacks: Gildon 12.0, Bell 9.0, Porter 9.0, A. Smith 8.0, von Oelhoffen 4.0, Alexander 2.0, Bailey 2.0, Holmes 2.0, Logan 2.0, Townsend 2.0, Flowers 1.0, Hampton 1.0, Washington 1.0
Steelers: 55.0, Opponents: 31.0
2-Pt. Conversions: Steelers 0-1, Opponents 1-2

Rushing

	No.	Yds	Avg	Long	TD
Bettis	225	1072	4.8	48	4
Stewart	96	537	5.6	48t	5
Fuamatu-Ma'aafa	120	453	3.8	46	3
Zereoue	85	441	5.2	32	1
Bowers	18	84	4.7	21t	1
Ward	10	83	8.3	36	0
Kreider	7	29	4.1	12	1
Edwards	5	28	5.6	12t	1
Witman	5	24	4.8	14	0
Maddox	6	9	1.5	8	1
Martin	1	8	8.0	8	0
Steelers	578	2768	4.8	48t	17
Opponents	339	1195	3.5	36	5

Receiving

	No.	Yds	Avg	Long	TD
Ward	94	1003	10.7	34	4
Burress	66	1008	15.3	43	6
Shaw	24	409	17.0	90t	2
Edwards	19	283	14.9	57	0
Fuamatu-Ma'aafa	16	127	7.9	54	1
Zereoue	13	154	11.8	62	1
Bruener	12	98	8.2	21	0
Bettis	8	48	6.0	16	0
Tuman	7	96	13.7	32t	1
Witman	6	32	5.3	12	0
Cushing	5	24	4.8	9	1
Kreider	2	5	2.5	5	0
Blackwell	1	9	8.0	8	0
Bowers	1	0	0.0	0	0
Steelers	274	3295	12.0	90t	16
Opponents	295	3309	11.2	80t	19

Interceptions

	No.	Yds	Avg	Long	TD
Scott	5	204	40.8	62	2
Alexander	4	39	9.8	22	0
Townsend	2	7	3.5	7	0
Logan	2	2	1.0	2	0
Washington	1	15	15.0	15	0
Clancy	1	3	3.0	3	0
Gildon	1	0	0.0	0	0
Steelers	16	270	16.9	62	2
Opponents	12	101	8.4	39	0

Punting

	No.	Yds	Avg	Net	TB	In	Lg	B
Miller	59	2505	42.5	34.9	5	23	64	1
K. Brown	3	106	35.3	27.3	0	0	46	0
Steelers	62	2611	42.1	34.6	5	23	64	1
Opponents	87	3677	42.3	36.3	5	28	57	0

Punt Returns

	Ret	FC	Yds	Avg	Long	TD
Poteat	36	14	292	8.1	39	0
Edwards	10	0	83	8.3	28	0
Shaw	4	1	45	11.3	23	0
Steelers	50	15	420	8.4	39	0
Opponents	28	14	334	11.9	62	0

Kickoff Returns

	No.	Yds	Avg	Long	TD
Edwards	20	462	23.1	81	0
Poteat	16	250	15.6	30	0
Jackson	6	125	20.8	25	0
Blackwell	2	36	18.0	20	0
Logan	1	9	9.0	9	0
Shaw	1	2	2.0	2	0
Steelers	46	884	19.2	81	0
Opponents	73	1561	21.4	95t	1

Field Goals

	1/19	20-29	30-39	40-49	50+
K. Brown	0/0	7/7	15/20	6/15	2/2
Steelers	0/0	7/7	15/20	6/15	2/2
Opponents	0/0	3/5	4/6	2/7	0/2

Brown: (41G)(33N,30G,52G) (26G,42G,48G)(42G,55G)(35G)
(48N,42G,27G)(38G,41N,33N,48N,35N) (31G,27G,37G,37G,45N,32G)
(48G,28G)(39G,47N,37G)(40N) (26G,35G,40N,44N,38G,20G)
(22G,33G,32N)(48N,37G,38N,31G)(38G)
Opponents: (22N)(49N,23G)(51N)(31G)(48N)
(25G,39G)(40G)(47N)(49G)(25G,38N)(51N) (48N)(48N)(32N,28N,34G,31G)

STEELERS 2000 (Won 9, Lost 7)

Schedule

Date	W-L	Score	Opponent	Attendance
9/3	L	16-0	Baltimore	55,049
9/17	L	23-20	at Cleveland	73,018
9/24	L	23-20	Tennessee	51,769
10/1	W	24-13	at Jacksonville	64,351
10/8	W	20-3	at N.Y. Jets	78,441
10/15	W	15-0	Cincinnati	54,328
10/22	W	22-0	Cleveland	57,659
10/29	W	9-6	at Baltimore	69,405
11/5	L	9-7	at Tennessee	68,498
11/12	L	26-23/OT	Philadelphia	56,702
11/19	L	34-24	Jacksonville	50,925
11/26	W	48-28	at Cincinnati	63,925
12/3	W	21-20	Oakland	55,811
12/10	L	30-10	at N.Y. Giants	78,164
12/16	W	24-3	Washington	58,183
12/24	W	34-21	at San Diego	50,809

Team Statistics

	Pittsburgh	Opponent
Total First Downs	283	252
Rushing	124	82
Passing	128	153
Penalty	31	17
3rd Down: Made/Att	86/229	78/222
3rd Down Pct.	37.6%	35.1%
4th Down: Made/Att	5/10	8/17
4th Down Pct.	50.0%	47.1%
Possession Avg.	31:27	28:33
Total Net Yards	4766	4713
Avg. Per Game	297.6	294.6
Total Plays	1009	985
Avg. Per Play	4.7	4.8
Net Yards Rushing	2248	1693
Avg. Per Game	140.5	105.8
Total Rushes	527	425
Net Yards Passing	2518	3020
Avg. Per Game	157.4	188.8
Sacked/Yards Lost	43/220	39/229
Gross Yards	2738	3249
Attempts/Completions	439/217	521/280
Completion Pct.	49.4%	53.7%
Had Intercepted	10	17
Punts/Average	91/43.3	84/43.3
Net Punting Avg.	91/37.5	84/35.5
Penalties/Yards	81/667	105/876
Fumbles/Ball Lost	24/11	25/18
Touchdowns	35	24
Rushing	19	9
Passing	12	13
Returns	4	2

Score by Period

	Q1	Q2	Q3	Q4	OT	Pts
Steelers	58	99	67	97	0	321
Opponents	67	76	50	59	3	255

Passing

	Att	Cmp	Yds	Cmp%	TD	Int	Long	Sack/Lost	Rating
Stewart	289	151	1860	52.2%	11	8	45t	30/150	73.6
Graham	148	66	878	44.6%	1	1	77t	13/70	63.4
Bettis	2	0	0	0.0%	0	1	0	0/0	0.0
Steelers	439	217	2738	49.4%	12	10	77t	43/220	68.9
Opponents	521	280	3249	53.7%	13	17	79	39/229	67.6

Scoring

	TD	Ru	Pa	Rt	PAT	FG	2Pt	Pts
Brown	0	0	0	0	32/33	25/30	0	107
Bettis	8	8	0	0	0/0	0/0	0	48
Stewart	7	7	0	0	0/0	0/0	0	42
Shaw	4	0	4	0	0/0	0/0	0	24
Ward	4	0	4	0	0/0	0/0	0	24
Huntley	3	3	0	0	0/0	0/0	1	20
Bruener	3	0	3	0	0/0	0/0	0	18
Porter	1	0	0	1	0/0	0/0	0	8
Blackwell	1	0	0	1	0/0	0/0	0	6
Fuamatu-Ma'aafa	1	1	0	0	0/0	0/0	0	6
Gildon	1	0	0	1	0/0	0/0	0	6
Hawkins	1	0	1	0	0/0	0/0	0	6
Poteat	1	0	0	1	0/0	0/0	0	6
Steelers	35	19	12	4	32/33	25/30	1	321
Opponents	24	9	13	2	24/24	29/34	0	255

Sacks: Gildon 13.5, Porter 10.5, A. Smith 4.0, Townsend 3.5, Alexander 1.5, Battles 1.0, Flowers 1.0, Holmes 1.0, von Oehlfen 1.0, Vrabel 1.0

Steelers: 39.0, Opponents: 43.0

2-Pt. Conversions: Steelers 1-2, Opponents 0-0

Rushing

	No.	Yds	Avg	Long	TD
Bettis	355	1341	3.8	30	8
Stewart	78	436	5.6	45t	7
Huntley	46	215	4.7	30t	3
Fuamatu-Ma'aafa	21	149	7.1	23	1
Ward	4	53	13.3	23	0
Kreider	2	24	12.0	22	0
Zereoue	6	14	2.3	11	0
Graham	8	7	0.9	7	0
Witman	3	5	1.7	2	0
Edwards	3	4	1.3	15	0
Miller	1	0	0.0	0	0
Steelers	527	2248	4.3	45t	19
Opponents	425	1693	4.0	46	9

Receiving

	No.	Yds	Avg	Long	TD
Ward	48	672	14.0	77t	4
Shaw	40	672	16.8	45t	4
Burress	22	273	12.4	39	0
Hawkins	19	238	12.5	33	1
Edwards	18	215	11.9	27	0
Bruener	17	192	11.3	30t	3
Bettis	13	97	7.5	25	0
Fuamatu-Ma'aafa	11	107	9.7	25	0
Huntley	10	91	9.1	19	0
Kreider	5	42	8.4	14	0
Witman	5	33	6.6	11	0
Cushing	4	17	4.3	5	0
Geason	3	66	22.0	36	0
Blackwell	2	23	11.5	14	0
Steelers	217	2738	12.6	77t	12
Opponents	280	3249	11.6	79	13

Interceptions

	No.	Yds	Avg	Long	TD
Washington	5	59	11.8	31	0
Scott	5	49	9.8	33	0
Alexander	3	31	10.3	15	0
Codie	1	14	14.0	14	0
Kirkland	1	1	1.0	1	0
Flowers	1	0	0.0	0	0
Porter	1	0	0.0	0	0
Steelers	17	154	9.1	33	0
Opponents	10	150	15.0	63t	2

Punting

	No.	Yds	Avg	Net	TB	In	Lg	B
Miller	90	3944t	43.8	37.5	8	34	67	1
Steelers	90	3944t	43.8	37.5	8	34	67	1
Opponents	84	3641	43.3	35.5	8	29	65	0

&Team Record

Punt Returns

	Ret	FC	Yds	Avg	Long	TD
Poteat	36	7	467	13.0	54	1
Hawkins	4	11	15	3.8	9	0
Shaw	2	1	17	8.5	10	0
Edwards	0	1	0	-	-	0
Steelers	42	20	499	11.9	54	1
Opponents	44	14	371	8.4	27	0

Kickoff Returns

	No.	Yds	Avg	Long	TD
Poteat	24	465	19.4	31	0
Edwards	15	298	19.9	37	0
Blackwell	10	281	28.1	98t	1
Ward	7	186	26.6	57	0
Kreider	1	0	0.0	0	0
Tuman	1	-1	-1.0	-1	0
Steelers	58	1221	21.1	98t	1
Opponents	69	1496	21.7	62	0

Field Goals

	1/19	20-29	30-39	40-49	50+
K. Brown	1/1	8/8	9/10	6/9	1/2
Steelers	1/1	8/8	9/10	6/9	1/2
Opponents	2/2	9/11	6/7	11/13	1/1

Brown: (45N)(41G,31G)(32G,32G,50N)(19G)(43G,29G)
(36G,28G)(44G,20G,31G,26G,33G)(24G)(38G,52G,40G)(40G,42N)
(44G,28G)(32G,36N,44N)(28G)(32G,28G)

Opponents: (23G,26G,33G)(23G,28G,19G)(24G,40G,40G)(19G,48G)(29B,40G)
(42N)(51G,49G)(21G,24N,31G,29G)(26G,45G,38N,42G,42G)(36G,33G)
(40G,42G,44N)(38G,40G,21G)(32G)

STEELERS 1999 (Won 6, Lost 10)

Schedule

Date	W-L	Score	Opponent	Attendance
9/12	W	43-0	at Cleveland	73,138
9/19	W	23-20	at Baltimore	68,965
9/26	L	29-10	Seattle	57,881
10/3	L	17-3	Jacksonville	57,308
10/10	L	24-21	at Buffalo	71,038
10/17	W	17-3	at Cincinnati	59,669
10/25	W	13-9	Atlanta	58,141
11/7	W	27-6	at San Francisco	68,657
11/14	L	16-15	Cleveland	58,213
11/21	L	16-10	at Tennessee	66,619
11/28	L	27-20	Cincinnati	50,907
12/2	L	20-6	at Jacksonville	68,806
12/12	L	31-24	Baltimore	46,715
12/18	L	35-19	at Kansas City	78,697
12/26	W	30-20	Carolina	39,428
1/2	L	47-36	Tennessee	48,025

Team Statistics

	Pittsburgh	Opponent
Total First Downs	295	260
Rushing	111	92
Passing	159	142
Penalty	25	26
3rd Down: Made/Att	90/234	64/203
3rd Down Pct.	38.5%	31.5%
4th Down: Made/Att	7/24	8/16
4th Down Pct.	29.2%	50.0%
Possession Avg.	31.28	28.32
Total Net Yards	4874	4884
Avg. Per Game	304.6	305.3
Total Plays	1067	953
Avg. Per Play	4.6	5.1
Net Yards Rushing	1991	1958
Avg. Per Game	124.4	133.4
Total Rushes	495	451
Net Yards Passing	2883	2926
Avg. Per Game	180.2	182.9
Sacked/Yards Lost	37/235	39/241
Gross Yards	3118	3167
Attempts/Completions	535/301	463/245
Completion Pct.	56.3%	52.9%
Had Intercepted	18	14
Punts/Average	84/45.2	92/40.6
Net Punting Avg.	91/27.5	84/35.5
Penalties/Yards	119/945	101/813
Fumbles/Ball Lost	19/7	29/14
Touchdowns	35	36
Rushing	14	10
Passing	19	20
Returns	2	6

Score by Period

	Q1	Q2	Q3	Q4	OT	Pts
Steelers	102	72	60	83	0	317
Opponents	100	102	59	59	0	320

Passing

	Att	Cmp	Yds	Cmp%	TD	Int	Long	Sack/Lost	Rating
Stewart	275	160	1464	58.2%	6	10	42	22/131	64.9
Tomczak	258	139	1625	53.9%	12	8	49	15/104	75.8
Bettis	1	1	21	100.0%	1	0	21t	0/0	158.3
Gonzalez	1	1	8	100.0%	0	0	9	0/0	100.0
Steelers	535	301	3118	56.3%	19	18	49	37/235	71.1
Opponents	463	245	3167	52.9%	20	14	88t	40/247	76.5

Scoring

	TD	Ru	Pa	Rt	PAT	FG	2Pt	Pts
Brown	0	0	0	0	30/31	25/29	0	105
Huntley	8	5	3	0	0/0	0/0	0	48
Ward	7	0	7	0	0/0	0/0	1	44
Bettis	7	7	0	0	0/0	0/0	0	44
Edwards	5	0	5	0	0/0	0/0	0	30
Shaw	3	0	3	0	0/0	0/0	0	18
Stewart	3	2	1	0	0/0	0/0	0	18
Davis	1	0	0	1	0/0	0/0	0	6
Porter	1	0	0	1	0/0	0/0	0	6
Steelers	35	14	19	2	30/31	25/29	1	317
Opponents	36	10	20	6	34/35	20/26	5	320

Sacks: Gildon 8.5, Emmons 6.0, Flowers 5.0, Royce 4.5, Oldham 3.0, Steed 3.0, Kirkland 2.0, Porter 2.0, Vrabel 2.0, L. Brown 1.0, Henry 1.0, Shields 1.0

Steelers: 39.0, Opponents: 37.0

2-Pt. Conversions: Steelers 1-4, Opponents 0-1

Rushing

	No.	Yds	Avg	Long	TD
Bettis	299	1091	3.6	35	7
Huntley	93	567	6.1	52	5
Stewart	56	258	4.6	21	2
Zereoue	18	48	2.7	8	0
Tomczak	16	19	1.2	17	0
Witman	6	18	3.0	7	0
Fuamatu-Ma'aafa	1	4	4.0	4	0
Ward	2	-2	-1.0	3	0
Gonzalez	2	-3	-1.5	-1	0
Miller	2	-9	-4.5	0	0
Steelers	495	1991	4.0	52	14
Opponents	451	1958	4.3	82t	10

Receiving

	No.	Yds	Avg	Long	TD
Edwards	61	714	11.7	41	5
Ward	61	638	10.5	42	7
Hawkins	30	285	9.5	23	0
Shaw	28	387	13.8	49	3
Huntley	27	253	9.4	25	3
Bettis	21	110	5.2	17	0
Blackwell	20	186	9.3	26	0
Bruener	18	176	9.8	29	0
Witman	12	106	8.8	38	0
Stewart	9	113	12.6	28	1
Lyons	8	81	10.1	25	0
Cline	4	45	11.3	30	0
Cushing	2	29	14.5	22	0
Johnson	2	23	11.5	18	0
Zereoue	2	17	8.5	14	0
Steelers	301	3118	10.4	49	19
Opponents	245	3167	12.9	88	20

Interceptions

	No.	Yds	Avg	Long	TD
Shields	4	75	18.8	25	0
Washington	4	1	0.3	1	0
Kirkland	1	23	23.0	23	0
Emmons	1	22	22.0	22	0
Scott	1	16	16.0	16	0
Oldham	1	9	9.0	9	0
Royce	1	2	2.0	2	0
Davis	1	1	1.0	1	0
Steelers	14	149	10.6	25	0
Opponents	18	304	16.9	58t	3

Punting

	No.	Yds	Avg	Net	TB	In	Lg	B
Miller	84	3795	45.2	38.1	10	27	75	0
Steelers	84	3795	45.2	38.1	10	27	75	0
Opponents	92	3737	40.6	34.3	10	32	78	0

Punt Returns

	Ret	FC	Yds	Avg	Long	TD
Edwards	25	4	234	9.4	48	0
Hawkins	11	6	49	4.5	14	0
Shaw	4	3	53	13.3	17	0
Blackwell	1	1	39	39.0	39	0
Ward	1	0	2	2.0	2	0
Steelers	42	14	377	9.0	48	0
Opponents	39	13	392	10.1	94t	1

Kickoff Returns

	No.	Yds	Avg	Long	TD
Huntley	15	336	22.4	41	0
Blackwell	14	282	20.1	37	0
Edwards	13	234	18.0	44	0
Zereoue	7	169	24.1	35	0
Lyons	3	42	14.0	17	0
Cline LG	2	8	4.0	8	0
Cline TM	2	8	4.0	8	0
Fuamatu-Ma'aafa	1	9	9.0	9	0
Vrabel	1	6	6.0	6	0
Ward	1	24	24.0	24	0
Steelers	57	1,110	19.5	44	0
Opponents	67	1,209	18.0	75	0

Field Goals

	1/19	20-29	30-39	40-49	50+
K. Brown	2/2	5/5	9/10	8/11	1/1
Steelers	2/2	5/5	9/10	8/11	1/1
Opponents	2/2	8/9	4/6	5/8	1/1

K. Brown: (19G,28G,19G)(32G,28G,36G)(33G)(48G)(43G)(51G,25G)(28G,38G,31N)(41G,32G,47G)(44N,24G)(35G,33G)(40G,38G)(31G,46N)(42G,49B,47G)(46G)

Opponents: (45G,28G)(45G,51G,41G,26G,30N,38G)(27G,41G)(29G,36N)(37G,41N)(47N)(19G, 20G,49N)(39G)(29G)

STEELERS 1998 (Won 7, Lost 9)

Schedule

Date	W-L	Score	Opponent	Attendance
9/6	W	20-13	at Baltimore	68,847
9/13	W	17-12	Chicago	59,084
9/20	L	21-0	at Miami	73,948
9/27	W	13-10	Seattle	58,413
10/11	L	25-20	at Cincinnati	59,979
10/18	W	16-6	Baltimore	58,620
10/26	W	20-13	at Kansas City	79,431
11/1	L	41-31	Tennessee	58,222
11/9	W	27-20	Green Bay	60,507
11/15	L	23-14	at Tennessee	41,104
11/22	W	30-15	Jacksonville	59,124
11/26	L	19-16/OT	at Detroit	78,139
12/6	L	23-9	New England	58,632
12/13	L	16-3	at Tampa Bay	65,335
12/20	L	25-24	Cincinnati	52,017
12/28	L	21-3	at Jacksonville	74,143

Team Statistics

	Pittsburgh	Opponent
Total First Downs	268	266
Rushing	106	88
Passing	135	155
Penalty	27	23
3rd Down: Made/Att	87/224	89/236
3rd Down Pct.	38.8%	37.7%
4th Down: Made/Att	3/15	8/18
4th Down Pct.	20.0%	44.4%
Possession Avg.	30:20	29:40
Total Net Yards	4586	4963
Avg. Per Game	286.6	310.2
Total Plays	1014	1002
Avg. Per Play	4.5	5.0
Net Yards Rushing	2034	1642
Avg. Per Game	127.1	102.6
Total Rushes	490	479
Net Yards Passing	2552	3321
Avg. Per Game	159.5	207.6
Sacked/Yards Lost	35/229	41/238
Gross Yards	2781	3559
Attempts/Completions	489/274	482/268
Completion Pct.	56.0%	55.6%
Had Intercepted	20	16
Punts/Average	82/43.5	76/45.8
Net Punting Avg.	82/36.8	76/38.9
Penalties/Yards	79/691	106/854
Fumbles/Ball Lost	18/12	28/13
Touchdowns	26	30
Rushing	8	8
Passing	13	17
Returns	5	5

Score by Period

	Q1	Q2	Q3	Q4	OT	Pts
Steelers	40	86	70	67	0	263
Opponents	24	112	63	101	3	303

Passing

	Att	Cmp	Yds	Cmp%	TD	Int	Long	Sack/Lost	Rating
Stewart	458	252	2560	55.0%	11	18	55t	33/211	62.9
Tomczak	30	21	204	70.0%	2	2	42	2/18	83.2
Ward	1	2	17	100.0%	0	0	17	0/0	118.8
Steelers	489	274	2781	56.0%	13	20	55t	35/229	64.3
Opponents	482	268	3559	55.6%	17	16	86t	41/238	77.1

Scoring

	TD	Ru	Pa	Rt	PAT	FG	2Pt	Pts
N. Johnson	0	0	0	0	21/21	26/31	0	99
C. Johnson	7	0	7	0	0/0	0/0	2	46
Bettis	3	3	0	0	0/0	0/0	0	18
Fuamatu-Ma'a'afala	3	2	1	0	0/0	0/0	0	18
Bruener	2	0	2	0	0/0	0/0	0	12
Stewart	2	2	0	0	0/0	0/0	0	12
Washington	2	0	0	2	0/0	0/0	0	12
Blackwell	1	0	1	0	0/0	0/0	1	8
Coleman	1	0	1	0	0/0	0/0	0	6
Hawkins	1	0	1	0	0/0	0/0	0	6
Huntley	1	1	0	0	0/0	0/0	0	6
Lake	1	0	0	1	0/0	0/0	0	6
McAfee	1	0	0	1	0/0	0/0	0	6
Oldham	1	0	0	1	0/0	0/0	0	6
George	0	0	0	0	2/2	0/1	0	2
Steelers	26	8	13	5	23/23	26/32	3	263
Opponents	30	8	17	5	23/24	32/41	0	303

Sacks: Gildon 11.0, Henry 4.0, Emmons 3.5, Harrison 3.5, Royce 3.5, D. Jones 3.0, Kirkland 2.5, Vrabel 2.5, Gibson 2.0, Holmes 1.5, Flowers 1.0, Lake 1.0, Steed 1.0, Oldham 0.5, Perry 0.5

Steelers: 41.0, Opponents: 35.0

2-Pt. Conversions: Steelers 3-3, Opponents 2-6

Rushing

	No.	Yds	Avg	Long	TD
Bettis	316	1185	3.8	42	3
Stewart	81	406	5.0	56	2
Huntley	55	242	4.4	48	1
McAfee	18	111	6.2	14	0
Hawkins	10	41	4.1	14	0
Fuamatu-Ma'a'afala	7	30	4.3	10t	2
Ward	1	13	13.0	13	0
C. Johnson	1	4	4.0	4	0
Witman	1	2	2.0	2	0
Steelers	490	2034	4.2	56	8
Opponents	479	1642	3.4	37t	8

Receiving

	No.	Yds	Avg	Long	TD
Hawkins	66	751	11.4	53	1
C. Johnson	65	815	12.5	55t	7
Blackwell	32	297	9.3	24t	1
Bruener	19	157	8.3	20	2
Bettis	16	90	5.6	26	0
Ward	15	246	16.4	45	0
Witman	13	74	5.7	15	0
Dunn	9	87	9.7	24	0
Fuamatu-Ma'a'afala	9	84	9.3	26t	1
Lester	9	46	5.1	9	0
McAfee	9	27	3.0	1	0
Coleman	4	49	12.3	13t	1
Lyons	3	19	6.3	11	0
Huntley	3	18	6.0	7	0
Stewart	1	17	17.0	17	0
Bishop	1	4	4.0	4	0
Steelers	274	2781	10.1	55t	13
Opponents	268	3559	13.3	86t	17

Interceptions

	No.	Yds	Avg	Long	TD
Washington	5	178	35.6	78t	2
Lake	4	33	8.3	27	1
Perry	2	69	34.5	40	0
Holmes	1	36	36.0	36	0
Oldham	1	14	14.0	14	0
Emmons	1	2	2.0	2	0
Flowers	1	2	2.0	2	0
Kirkland	1	1	1.0	1	0
Steelers	16	335	20.9	78t	3
Opponents	20	169	8.5	33	2

Punting

	No.	Yds	Avg	Net	TB	In	Lg	B
Miller	81	3530	43.6	36.8	12	34	73	0
Stewart	1	35	35.0	35	0	1	35	0
Steelers	82	3565	43.5	36.8	12	35	73	0
Opponents	76	3482	45.8	38.9	13	22	71	1

Punt Returns

	Ret	FC	Yds	Avg	Long	TD
Hawkins	15	8	175	11.7	47	0
Coleman	10	3	53	5.3	12	0
Arnold	4	1	19	4.8	8	0
Blackwell	4	4	22	5.5	13	0
Steelers	33	16	269	8.2	47	0
Opponents	30	18	310	10.3	46	0

Kickoff Returns

	No.	Yds	Avg	Long	TD
Dunn	21	525	25.0	44	0
Blackwell	20	382	19.1	43	0
Huntley	6	119	19.8	26	0
Arnold	3	78	26.0	31	0
Lyons	2	-4	-2.0	6	0
Gibson	1	9	9.0	9	0
McAfee	1	10	10.0	25	0
Royce	1	0	0.0	0	0
Steelers	55	1112	20.2	44	0
Opponents	64	1212	18.9	53	0

Field Goals

	1/19	20-29	30-39	40-49	50+
N. Johnson	0/0	10/10	5/5	11/14	0/2
George	0/0	0/0	0/1	0/0	0/0
Steelers	0/0	10/10	5/6	11/14	0/2
Opponents	1/1	9/9	9/10	12/17	1/4

N. Johnson: (27G,49G)(49G)(47B)(33G,42N,25G)(40G,40G)

(41G,42G,40G)(34G,22G)(52N)(45G,21G)(38G,29G,41G)

(30G,38G,53N,25G)(49G,26G,43G)(27G)(22G)(47N,24G)

George: (56B)

Opponents: (41G,42N,42N,45N,25G)(19G,36G)(47G,52N)(44G,48G)(41G,40G)

(20G,28G)(43G,32G)(51N,42G,37G)(46G,24G,22G)(1)

(45G,51G,43N,35G,42G)(21G,29G,35G)(39G,37G,33B,21G)(33G,37G,43G,53N,46N,21G)

STEELERS 1997 (Won 11, Lost 5)

Schedule

Date	W-L	Score	Opponent	Attendance
8/31	L	37-7	Dallas	60,396
9/7	W	14-13	Washington	58,059
9/22	L	30-21	at Jacksonville	73,016
9/28	W	37-24	Tennessee	57,507
10/5	W	42-34	at Baltimore	64,421
10/12	W	24-22	Indianapolis	57,925
10/19	W	26-10	at Cincinnati	60,020
10/26	W	23-17/OT	Jacksonville	57,011
11/3	L	13-10	at Kansas City	78,301
11/9	W	37-0	Baltimore	56,669
11/16	W	20-3	Cincinnati	55,226
11/23	L	23-20	at Philadelphia	67,166
11/30	W	26-20/OT	at Arizona	66,341
12/7	W	35-24	Denver	59,739
12/13	W	24-21/OT	at New England	60,013
12/21	L	16-6	at Tennessee	50,677

Team Statistics

	Pittsburgh	Opponent
Total First Downs	326	285
Rushing	154	82
Passing	157	177
Penalty	15	26
3rd Down: Made/Att	98/216	102/228
3rd Down Pct.	44.7%	44.7%
4th Down: Made/Att	11/18	7/13
4th Down Pct.	61.1%	53.8%
Possession Avg.	32.05	27.55
Total Net Yards	5542	4705
Avg. Per Game	346.4	294.1
Total Plays	1058	1005
Avg. Per Play	5.2	4.7
Net Yards Rushing	2479	1318
Avg. Per Game	154.9	82.4
Total Rushes	572	403
Net Yards Passing	3063	3387
Avg. Per Game	191.4	211.7
Sacked/Yards Lost	20/152	48/294
Gross Yards	3215	3681
Attempts/Completions	466/253	554/295
Completion Pct.	54.3%	53.2%
Had Intercepted	19	20
Punts/Average	64/42.6	66/42.5
Net Punting Avg.	64/35.0	66/37.9
Penalties/Yards	95/881	90/708
Fumbles/Ball Lost	25/14	26/14
Touchdowns	44	31
Rushing	19	5
Passing	22	24
Returns	3	2

Score by Period

	Q1	Q2	Q3	Q4	OT	Pts
Steelers	67	98	86	106	15	372
Opponents	69	106	65	67	0	307

Passing

	Att	Cmp	Yds	Cmp%	TD	Int	Long	Sack/Lost	Rating
Stewart	440	236	3020	53.6%	21	17	69t	20/152	75.2
Tomczak	24	16	185	66.7%	1	2	28t	0/0	68.9
Quinn	2	1	10	50.0%	0	0	10	0/0	64.6
Steelers	466	253	3215	54.3%	22	19	69t	20/152	74.8
Opponents	554	295	3681	53.2%	24	20	55	48/294	73.5

Scoring

	TD	Ru	Pa	Rt	PAT	FG	2Pt	Pts
N. Johnson	0	0	0	0	40/40	22/25	0	106
Stewart	11	11	0	0	0/0	0/0	0	66
Bettis	9	7	2	0	0/0	0/0	0	54
Thigpen	7	0	7	0	0/0	0/0	1	44
Bruener	6	0	6	0	0/0	0/0	0	36
Hawkins	3	0	3	0	0/0	0/0	0	18
Blackwell	2	0	1	1	0/0	0/0	0	12
C. Johnson	2	0	2	0	0/0	0/0	0	12
Jones	2	1	1	0	0/0	0/0	0	12
Gildon	1	0	0	1	0/0	0/0	0	6
Lake	1	0	0	1	0/0	0/0	0	6
Steelers	44	19	22	3	40/40	22/25	1	372
Opponents	31	5	24	2	28/28	29/35	1	307

Sacks: Lake 6.0, Gildon 5.0, Kirkland 5.0, Henry 4.5, Conley 4.0, Harrison 4.0, Holmes 4.0, Oldham 4.0, Lloyd 3.5, Bell 1.5, Vrabel 1.5, Fuller 1.0, Gibson 1.0, Perry 1.0, Royce 1.0, Steed 1.0

Steelers: 48.0, Opponents: 20.0

2-Pt. Conversions: Steelers 1-2, Opponents 2-3

Rushing

	No.	Yds	Avg	Long	TD
Bettis	375	1665	4.4	34	7
Stewart	88	476	5.4	74t	11
Jones	72	235	3.3	32	1
McAfee	13	41	3.2	9	0
Hawkins	5	17	3.4	11	0
Blackwell	2	14	7.0	11	0
Tomczak	7	13	1.9	17	0
Witman	5	11	2.2	4	0
Lester	2	9	4.5	6	0
Thigpen	1	3	3.0	3	0
Marsh	1	2	2.0	2	0
Miller	1	-7	-7.0	-7	0
Steelers	572	2479	4.3	74t	19
Opponents	403	1318	3.3	47	5

Receiving

	No.	Yds	Avg	Long	TD
Thigpen	79	1398	17.7	69t	7
C. Johnson	46	568	12.3	49	2
Hawkins	45	555	12.3	44t	3
Bruener	18	117	6.5	18t	6
Jones	16	96	6.0	25	1
Bettis	15	110	7.3	19t	2
Blackwell	12	168	14.0	46	1
Lester	10	51	5.1	14	0
Lyons	4	29	7.3	13	0
McAfee	2	44	22.0	30	0
Marsh	2	14	7.0	8	0
Adams	1	39	39.0	39	0
Sadowski	1	12	12.0	12	0
Botkin	1	11	11.0	11	0
Witman	1	3	3.0	3	0
Steelers	253	3215	12.7	69t	22
Opponents	295	3681	12.5	55	24

Interceptions

	No.	Yds	Avg	Long	TD
Woolford	4	91	22.8	34	0
Perry	4	77	19.3	42	0
Lake	3	16	5.3	11	0
Oldham	2	16	8.0	8	0
Kirkland	2	14	7.0	11	0
Scott	2	-4	-2.0	0	0
Henry	1	36	36.0	36	0
Bell	1	10	10.0	7	0
Conley	1	-3	-3.0	3	0
Steelers	20	253	12.7	42	0
Opponents	19	270	14.2	43	0

Punting

	No.	Yds	Avg	Net	TB	In	Lg	B
Miller	64	2729	42.6	35.0	11	17	72	0
Steelers	64	2729	42.6	35.0	11	17	72	0
Opponents	66	2804	42.5	37.9	4	17	59	0

Punt Returns

	Ret	FC	Yds	Avg	Long	TD
Blackwell	23	6	149	6.5	15	0
Coleman	5	2	5	1.0	5	0
Hawkins	4	2	68	17.0	30	0
Steelers	32	10	222	6.9	30	0
Opponents	23	6	271	11.8	38	0

Kickoff Returns

	No.	Yds	Avg	Long	TD
Blackwell	32	791	24.7	97t	1
Coleman	24	487	20.3	28	0
Adams	10	215	21.5	31	0
Vrabel	1	0	0.0	0	0
Witman	1	10	10.0	10	0
Steelers	67	1493	22.3	97t	1
Opponents	74	1556	21.0	97t	1

Field Goals

	1/19	20-29	30-39	40-49	50+
N. Johnson	1/1	6/6	8/8	6/8	1/2
Steelers	1/1	6/6	8/8	6/8	1/2
Opponents	1/1	13/14	11/12	3/6	1/2

N. Johnson: (40B)(46N)48G,25G,44G)(23G)

(43G,32G)(19G)(27G)(52G,22G,39G)(34G,25G)

(46G,40G)(40G,39G)(51N)(36G,34G,31G)(23G,36G)

Opponents: (53G,24G,28G)(37G,28G)(29N,20G,

45G,38N,27G)(43N,37G,47G,28G)(34G)(37G,27G,35G,42N)(33G)(20G)(35G,44G)

(25G)(23G,35G,25G)(32G,19G,46N)(35G,53N)(34G,29G,26G)

STEELERS 1996 (Won 10, Lost 6)

Schedule

Date	W-L	Score	Opponent	Attendance
9/1	L	24-9	at Jacksonville	70,210
9/8	W	31-17	Baltimore	57,241
9/16	W	24-6	Buffalo	59,002
9/29	W	30-16	Houston	58,608
10/7	W	17-7	at Kansas City	79,189
10/13	W	20-10	Cincinnati	58,875
10/20	L	23-13	at Houston	50,337
10/27	W	20-17	at Atlanta	58,760
11/3	W	42-6	St. Louis	58,148
11/10	L	34-24	at Cincinnati	57,265
11/17	W	28-3	Jacksonville	58,879
11/25	W	24-17	at Miami	73,489
12/1	L	31-17	at Baltimore	51,822
12/8	W	16-3	San Diego	56,368
12/15	L	25-15	San Francisco	59,823
12/22	L	18-14	at Carolina	72,217

Team Statistics

	Pittsburgh	Opponent
Total First Downs	296	286
Rushing	138	80
Passing	146	174
Penalty	12	32
3rd Down: Made/Att	84/208	77/213
3rd Down Pct.	40.4%	36.2%
4th Down: Made/Att	4/10	4/11
4th Down Pct.	40.0%	36.4%
Possession Avg.	30.08	29.52
Total Net Yards	5140	4362
Avg. Per Game	321.3	272.6
Total Plays	1002	1009
Avg. Per Play	5.1	4.3
Net Yards Rushing	2299	1415
Avg. Per Game	143.7	88.4
Total Rushes	525	411
Net Yards Passing	2841	2947
Avg. Per Game	177.6	184.2
Sacked/Yards Lost	21/149	51/369
Gross Yards	2990	3316
Attempts/Completions	456/246	547/322
Completion Pct.	53.9%	58.9%
Had Intercepted	19	23
Punts/Average	72/40.7	86/43.8
Net Punting Avg.	72/33.7	86/38.1
Penalties/Yards	84/665	97/746
Fumbles/Ball Lost	27/14	28/17
Touchdowns	39	27
Rushing	18	7
Passing	15	17
Returns	6	3

Score by Period

	Q1	Q2	Q3	Q4	OT	Pts
Steelers	84	115	92	53	0	344
Opponents	67	85	42	63	0	257

Passing

	Att	Cmp	Yds	Cmp%	TD	Int	Long	Sack/Lost	Rating
Tomczak	401	222	2767	55.4%	15	17	70t	16/105	71.8
Stewart	30	11	100	36.7%	0	2	15	3/37	18.8
Miller	25	13	123	52.0%	0	0	17	2/7	65.9
Steelers	456	246	2990	53.9%	15	19	70t	21/149	68.0
Opponents	547	322	3316	58.9%	17	23	53	51/369	69.2

Scoring

	TD	Ru	Pa	Rt	PAT	FG	2Pt	Pts
N. Johnson	0	0	0	0	37/37	23/30	0	106
Bettis	11	11	0	0	0/0	0/0	0	66
Stewart	5	3	0	0	0/0	0/0	0	48
Hastings	6	0	6	0	0/0	0/0	0	36
C. Johnson	3	0	3	0	0/0	0/0	1	20
Lake	2	0	0	2	0/0	0/0	0	12
Pegram	2	1	0	1	0/0	0/0	0	12
Thigpen	1	0	0	1	0/0	0/0	0	12
Woodson	2	0	0	2	0/0	0/0	0	12
Lester	1	1	0	0	0/0	0/0	0	6
Mills	1	0	1	0	0/0	0/0	0	6
Perry	1	0	0	1	0/0	0/0	0	6
Bruener	0	0	0	0	0/0	0/0	1	2
Steelers	39	18	15	6	37/37	23/30	2	344
Opponents	27	7	17	3	26/26	21/26	3	257

Sacks: Brown 13.0, Gildon 7.0, Kirkland 4.0, Buckner 3.0, Gibson 2.5, Emmons 2.5, Lake 2.0, Bell 2.0, Ravotti 2.0, Oldham 2.0, Henry 1.5, Perry 1.0, Williams 1.0, Woodson 1.0, Johnson 1.0, Jones 1.0, Holmes 1.0, Lloyd 1.0, Raybon 1.0, Olsavsky 0.5, TM 1.0

Steelers: 51.0, Op-ponents: 21.0

2-Pt. Conversions: Steelers 2-2, Opponents 0-1

Rushing

	No.	Yds	Avg	Long	TD
Bettis	320	1431	4.5	50t	11
Pegram	97	509	5.2	27	1
Stewart	39	171	4.4	80t	5
Hastings	4	71	17.8	37	0
Witman	17	69	4.1	15	0
Mills	2	24	12.0	15	0
Lester	8	20	2.5	5t	1
McAfee	7	17	2.4	5	0
Richardson	5	17	3.4	8	0
Arnold	1	-3	-3.0	-3	0
Miller	2	-4	-2.0	0	0
Tomczak	22	-7	-0.3	6	0
Edge	1	-16	-16.0	-16	0
Steelers	525	2299	4.4	80t	18
Opponents	411	1415	3.4	33t	7

Receiving

	No.	Yds	Avg	Long	TD
Hastings	72	739	10.3	38	6
C. Johnson	60	1008	16.8	70t	3
Bettis	22	122	5.5	16	0
Stewart	17	293	17.2	48	3
Pegram	17	112	6.6	14	0
Thigpen	12	244	20.3	39	2
Bruener	12	141	11.8	36	0
Mills	7	92	13.1	22	1
Lester	7	70	10.0	19	0
Arnold	6	76	12.7	26	0
McAfee	5	21	4.2	9	0
Botkin	4	36	9.0	17	0
Witman	2	15	7.5	11	0
Hayes	2	14	7.0	7	0
Holliday	1	7	7.0	7	0
Steelers	246	2990	12.2	70t	15
Opponents	322	3316	10.3	53	17

Interceptions

	No.	Yds	Avg	Long	TD
Woodson	6	121	20.2	43t	1
Perry	5	115	23.0	28	1
Kirkland	4	12	3.0	6	0
Brown	2	20	10.0	16	0
Figures	2	13	6.5	13	0
Lake	1	47	47.0	47t	1
Olsavsky	1	5	5.0	5	0
Williams	1	1	1.0	1	0
Fuller	1	0	0.0	0	0
Steelers	23	334	14.5	47t	3
Opponents	19	234	12.3	61t	2

Punting

	No.	Yds	Avg	Net	TB	In	Lg	B
Miller	55	2256	41.0	33.6	8	18	61	0
Edge	17	675	39.7	34.1	3	7	48	0
Steelers	72	2931	40.7	33.7	11	25	61	0
Opponents	86	3771	43.8	38.1	12	25	64	0

Punt Returns

	Ret	FC	Yds	Avg	Long	TD
Hastings	37	12	242	6.5	33	0
Arnold	2	0	6	3.0	5	0
Jones	1	0	3	3.0	3	0
Steelers	40	12	250	6.3	33	0
Opponents	32	15	284	8.9	46	0

Kickoff Returns

	No.	Yds	Avg	Long	TD
Arnold	19	425	22.4	30	0
Pegram	17	419	24.6	91t	1
Mills	8	146	18.3	27	0
Johnson	6	111	18.5	31	0
Hastings	1	42	42.0	42	0
Perry	1	8	8.0	8	0
Witman	1	20	20.0	20	0
Steelers	53	1171	22.1	91t	1
Opponents	69	1509	21.9	90t	1

Field Goals

	1/19	20-29	30-39	40-49	50+
N. Johnson	0/0	10/12	8/10	5/7	0/1
Steelers	0/0	10/12	8/10	5/7	0/1
Opponents	1/1	7/7	6/7	6/9	1/2

Johnson: (48G,29G,23G)(35G)(30G,37B24B)(33G,36G,36G)(21G,32G,28B,43G)(33G,22G)(26G,38N,29G)(27G,20G)(46G,42N)(51N)(47G,47N)(22G)(49G,39G,21G)

Opponents: (52G)(29G)(31G,45G)(47N)(43N)(19G)(22G,32G,48G)(41G)(25G,27G)(32G,34G)(40G)(56N,41G,48N)(40G)(25G)(39N,22G)(35G,30G,29G)

STEELERS 1995 (Won 11, Lost 5)

Schedule

Date	W-L	Score	Opponent	Attendance
9/3	W	23-20	Detroit	58,002
9/10	W	34-17	at Houston	44,122
9/18	L	23-10	at Miami	72,874
9/24	L	44-24	Minnesota	57,853
10/1	W	31-16	San Diego	57,012
10/8	L	20-16	at Jacksonville	72,042
10/19	L	27-9	Cincinnati	56,684
10/29	W	24-7	Jacksonville	54,516
11/5	W	37-34/OT	at Chicago	61,838
11/13	W	20-3	Cleveland	58,675
11/19	W	49-31	at Cincinnati	54,636
11/26	W	20-17	at Cleveland	67,269
12/2	W	21-7	Houston	56,013
12/10	W	29-10	at Oakland	53,516
12/16	W	41-27	New England	57,158
12/24	L	24-19	at Green Bay	60,649

Team Statistics

	Pittsburgh	Opponent
Total First Downs	344	272
Rushing	117	67
Passing	193	181
Penalty	34	24
3rd Down: Made/Att	97/230	68/202
3rd Down Pct.	42.2%	33.7%
4th Down: Made/Att	11/20	8/13
4th Down Pct.	55.0%	61.5%
Possession Avg.	32.36	27.24
Total Net Yards	5769	4561
Avg. Per Game	360.6	285.1
Total Plays	1110	943
Avg. Per Play	5.2	4.8
Net Yards Rushing	1852	1321
Avg. Per Game	115.8	82.6
Total Rushes	494	370
Net Yards Passing	3917	3240
Avg. Per Game	244.8	202.5
Sacked/Yards Lost	24/176	42/272
Gross Yards	4093	3512
Attempts/Completions	592/348	531/314
Completion Pct.	58.8%	59.1%
Had Intercepted	21	22
Punts/Average	59/40.1	58/43.3
Net Punting Avg.	59/33.3	85/36.3
Penalties/Yards	109/839	101/931
Fumbles/Ball Lost	24/13	30/12
Touchdowns	44	37
Rushing	17	9
Passing	21	24
Returns	6	4

Score by Period

	Q1	Q2	Q3	Q4	OT	Pts
Steelers	72	137	60	135	3	407
Opponents	33	124	109	61	0	327

Passing

	Att	Cmp	Yds	Cmp%	TD	Int	Long	Sack/Lost	Rating
O'Donnell	416	246	2970	59.1%	17	7	71t	15/216	87.7
Tomczak	113	65	666	57.5%	1	9	29	6/42	44.3
Miller	56	32	397	57.1%	2	5	42t	2/8	53.9
Stewart	7	5	60	71.4%	1	0	32	0/0	136.9
Steelers	592	348	4093	58.8%	21	21	71t	24/176	76.9
Opponents	531	314	3512	59.1%	24	22	76t	42/272	76.7

Scoring

	TD	Ru	Pa	Rt	PAT	FG	2Pt	Pts
N. Johnson	0	0	0	0	39/39	348/41	0	141&
Morris	9	9	0	0	0/0	0/0	0	54
Mills	8	0	8	0	0/0	0/0	0	48
Pegram	6	5	1	0	0/0	0/0	0	38
Thigpen	5	0	5	0	0/0	0/0	1	30
Bruener	3	0	3	0	0/0	0/0	0	18
Hastings	2	0	1	1	0/0	0/0	0	12
Stewart	2	1	1	0	0/0	0/0	0	12
Avery	1	0	1	0	0/0	0/0	0	6
Buckner	1	0	0	1	0/0	0/0	0	6
Lake	1	0	0	1	0/0	0/0	0	6
Lester	1	1	0	0	0/0	0/0	0	6
Mays	1	0	0	1	0/0	0/0	0	6
McAfee	1	1	0	0	0/0	0/0	0	6
Oldham	1	0	0	1	0/0	0/0	0	6
J. Williams	1	0	1	0	0/0	0/0	0	6
W. Williams	1	0	0	1	0/0	0/0	0	6

Steelers	44	17	21	6	39/39	34/41	1	407
Opponents	37	9	24	4	34/34	23/25	0	327

Sacks: Greene 9.0, Seals 8.5, Lloyd 6.5, Brown 5.5, Buckner 3.0, Gildon 3.0, Henry 2.0, Lake 1.5, Kirkland 1.0, Olsavsky 1.0, Steed 1.0

Steelers: 42.0, Opponents: 24.0

2-Pt. Conversions: Steelers 1-5, Opponents 1-3

&Team Record

Rushing

	No.	Yds	Avg	Long	TD
Pegram	213	813	3.8	38	5
Morris	148	559	3.8	30t	9
McAfee	39	156	4.0	22t	1
J. Williams	29	110	3.8	31	0
Stewart	15	86	5.7	22t	1
O'Donnell	24	45	1.9	14	0
Mills	5	39	7.8	20	0
Tomczak	11	25	2.3	11	0
Hastings	1	14	14.0	14	0
Lester	5	9	1.8	3	1
Avery	1	3	3.0	3	0
Miller	1	2	2.0	2	0
Thigpen	1	1	1.0	1	0
C. Johnson	1	-10	-10.0	-10	0
Steelers	494	1852	3.7	38	17
Opponents	370	1321	3.6	58t	9

Receiving

	No.	Yds	Avg	Long	TD
Thigpen	85	1307	15.4	43	5
Hastings	48	502	10.5	36	1
Mills	39	679	17.4	62t	8
C. Johnson	38	432	11.4	33	0
Bruener	26	238	9.2	29	3
Pegram	26	206	7.9	22	1
J. Williams	24	127	5.3	20	1
McAfee	15	88	5.9	18	0
Stewart	14	235	16.8	71t	1
Hayes	11	113	10.3	32	0
Avery	11	82	7.5	18t	1
Morris	8	36	4.5	13	0
Barnes	3	48	16.0	25	0
Steelers	348	4093	11.8	71t	21
Opponents	314	3512	11.2	76t	24

Interceptions

	No.	Yds	Avg	Long	TD
W. Williams	7	122	17.4	63t	1
Perry	4	71	17.8	26	0
Lloyd	3	85	28.3	52	0
Mays	2	35	17.5	32t	1
Bell	2	4	2.0	4	0
Lake	1	32	32.0	32t	1
Oldham	1	12	12.0	12	0
Greene	1	0	0.0	0	0
Seals	1	0	0.0	0	0
Steelers	22	361	16.4	63t	3
Opponents	21	185	8.8	60t	3

Punting

	No.	Yds	Avg	Net	TB	In	Lg	B
Stark	59	2368	40.1	33.3	11	20	64	0
Steelers	59	2368	40.1	33.3	11	20	64	0
Opponents	85	3682	43.3	36.3	6	19	66	0

Punt Returns

	Ret	FC	Yds	Avg	Long	TD
Hastings	48	8	474	9.9	72t	1
Steelers	48	8	474	9.9	72t	1
Opponents	22	9	186	8.5	16	0

Kickoff Returns

	No.	Yds	Avg	Long	TD
Mills	54	1306	24.2	57	0
McAfee	5	56	11.2	25	0
Pegram	4	85	21.3	28	0
Bruener	2	19	9.5	10	0
Johnson	2	47	23.5	40	0
Gibson	1	10	10.0	10	0
T. Greene	1	7	7.0	7	0
Steelers	69	1530	22.2	57	0
Opponents	88	1544	17.5	62	0

Field Goals

	1/19	20-29	30-39	40-49	50+
N. Johnson	1/1	10/10	14/16	8/13	1/1
Steelers	1/1	10/10	14/16	8/13	1/1
Opponents	0/0	8/8	7/7	7/8	1/2

N. Johnson: (39G,45N,47G,31G)(42G,40G)(40G)(45N,47N,32G,35G)(25G)(41G,19G,22G)(39N,36N,25G,28G,38G)(36G)(40G,46G,24G)(48N,38N,34G)(50G,26G)(33G,27G)(41G,35G,32G,20G,22G)(43N,32G,32G)(33G,25G)

Opponents: (43G,36G)(43G)(37G,39G,52N,21G)(33G,43G,40G)(28G)(53G,32G)(31G,23G)(40G,27G,44N)(29G)(27G)(44G)(39G)(23G,22G)(47G)

STEELERS 1994 (Won 12, Lost 4)

Schedule

Date	W-L	Score	Opponent	Attendance
9/4	L	26-9	Dallas	55,049
9/11	W	17-10	at Cleveland	73,018
9/18	W	31-21	Indianapolis	51,769
9/25	L	30-13	at Seattle	64,351
10/3	W	30-14	Houston	78,441
10/16	W	14-10	Cincinnati	54,328
10/23	W	10-6	at N.Y. Giants	57,659
10/30	L	20-17/OT	at Arizona	69,405
11/6	W	12-9/OT	at Houston	68,498
11/14	W	23-10	Buffalo	56,702
11/20	W	16-13/OT	Miami	50,925
11/27	W	21-3	at L.A. Raiders	63,925
12/4	W	38-15	at Cincinnati	55,811
12/11	W	14-3	Philadelphia	78,164
12/18	W	17-7	Cleveland	58,183
12/24	L	37-34	at San Diego	50,809

Team Statistics

	Pittsburgh	Opponent
Total First Downs	307	262
Rushing	138	76
Passing	148	156
Penalty	21	30
3rd Down: Made/Att	89/228	72/225
3rd Down Pct.	39.0%	32.0%
4th Down: Made/Att	4/10	11/19
4th Down Pct.	40.0%	57.9%
Possession Avg.	31:58	28:02
Total Net Yards	5144	4326
Avg. Per Game	321.5	270.4
Total Plays	1048	1008
Avg. Per Play	4.9	4.3
Net Yards Rushing	2180	1452
Avg. Per Game	136.2	90.8
Total Rushes	546	421
Net Yards Passing	2946	2874
Avg. Per Game	185.3	179.6
Sacked/Yards Lost	39/283	55/382
Gross Yards	3247	3256
Attempts/Completions	463/266	632/280
Completion Pct.	57.5%	52.6%
Had Intercepted	9	17
Punts/Average	97/39.7	97/42.2
Net Punting Avg.	97/35.7	97/37.0
Penalties/Yards	119/974	91/763
Fumbles/Ball Lost	18/8	31/14
Touchdowns	35	23
Rushing	15	7
Passing	17	12
Returns	3	4

Score by Period

	Q1	Q2	Q3	Q4	OT	Pts
Steelers	64	106	20	120	6	316
Opponents	50	86	31	64	3	234

Passing

	Att	Cmp	Yds	Cmp%	TD	Int	Long	Sack/Lost	Rating
O'Donnell	370	212	2443	57.3%	13	9	60t	35/250	78.9
Tomczak	93	54	804	58.1%	4	0	84t	4/33	100.8
Steelers	463	266	3247	57.5%	17	9	84t	39/283	83.3
Opponents	532	280	3256	52.6%	12	17	76t	55/382	65.6

Scoring

	TD	Ru	Pa	Rt	PAT	FG	2Pt	Pts
Anderson	0	0	0	0	32/32	24/29	0	104
Morris	7	7	0	0	0/0	0	0	42
Foster	5	5	0	0	0/0	0	0	30
Green	4	0	4	0	0/0	0	0	24
Thigpen	4	0	4	0	0/0	0	0	24
Johnson	3	0	3	0	0/0	0	0	18
J. Williams	3	1	2	0	0/0	0	0	18
Hastings	2	0	2	0	0/0	0	0	12
McAfee (LG)	2	2	0	0	0/0	0	0	12
McAfee (TM)	1	1	0	0	0/0	0	0	6
Woodson	2	0	0	2	0/0	0	0	12
Hayes	1	0	1	0	0/0	0	0	6
Mills	1	0	1	0	0/0	0	0	6
O'Donnell	1	1	0	0	0/0	0	0	6
G. Williams	1	0	0	1	0/0	0	0	6
Stone	0	0	0	0	0/0	0	1	2
Steelers	35	15	17	3	32/32	24/29	1	316

Opponents 23 7 12 4 22/22 24/29 0 234

Sacks: Greene 14.0, Lloyd 10.0, Brown 8.5, Seals 7.0, Kirkland 3.0, Woodson 3.0, Buckner 2.0, Gildon 2.0, Steed 2.0, Williams 1.5, Figures 1.0, Lake 1.0

Steelers: 55.0, Opponents: 39.0

2-Pt. Conversions: Steelers 1-3, Opponents 1-1

Rushine

	No.	Yds	Avg	Long	TD
Foster	216	851	3.9	29t	5
Morris	198	836	4.2	20	7
J. Williams	68	317	4.7	23	1
O'Donnell	31	80	2.6	18	1
McAfee (LG)	18	51	2.8	13	2
McAfee (TM)	16	56	3.5	13	1
Tomczak	4	22	5.5	13	0
Mills	3	18	6.0	17	0
Stone	2	7	3.5	4	0
Avery	2	4	2.0	5	0
Anderson	1	3	3.0	3	0
Johnson	4	-1	-0.2	7	0
Royals	1	-13	-13.0	-13	0
Steelers	546	2180	4.0	29t	15
Opponents	421	1452	3.4	46	7

Receiving

	No.	Yds	Avg	Long	TD
J. Williams	51	378	7.4	23	2
Green	46	618	13.4	46	4
Johnson	38	577	15.2	84t	3
Thigpen	36	546	15.2	60t	4
Morris	22	204	9.3	49	0
Hastings	20	381	14.1	46	2
Foster	20	124	6.2	27	0
Mills	19	384	20.2	43	1
Stone	7	81	11.6	25	0
Hayes	5	50	10.0	17	1
McAfee (LG)	1	4	4.0	4	0
Avery	1	2	2.0	2	0
Keith	1	2	2.0	2	0
Steelers	266	3247	12.2	84t	17
Opponents	280	3249	11.6	76t	12

Interceptions

	No.	Yds	Avg	Long	TD
Perry	7	112	16.0	42	0
Woodson	4	109	27.3	37t	2
Kirkland	2	0	0.0	0	0
Brown	1	9	9.0	9	0
Lloyd	1	8	8.0	8	0
Lake	1	2	2.0	2	0
G. Jones	1	0	0.0	0	0
Steelers	17	240	14.1	42	2
Opponents	9	106	11.8	35t	1

Punting

	No.	Yds	Avg	Net	TB	In	Lg	B
Royals	97	3849	39.7	35.7	6	35	64	0
Steelers	97	3849	39.7	35.7	6	35	64	0
Opponents	97	4096	42.2	37.0	4	31	59	0

Punt Returns

	Ret	FC	Yds	Avg	Long	TD
Woodson	39	9	319	8.2	42	0
Johnson	15	7	90	6.0	15	0
Hastings	2	0	15	7.5	12	0
Steelers	56	16	424	7.6	42	0
Opponents	39	23	263	6.7	19	0

Kickoff Returns

	No.	Yds	Avg	Long	TD
Johnson	16	345	21.6	71	0
Woodson	15	365	24.3	54	0
Stone	11	182	16.5	31	0
McAfee (LG)	7	113	16.1	29	0
Thigpen	5	121	24.2	31	0
Morris	4	114	28.5	45	0
Mills	2	6	3.0	6	0
Zgonina	2	8	4.0	8	0
Steelers	55	1141	20.7	71	0
Opponents	68	1530	22.5	95t	2

Field Goals

	1/19	20-29	30-39	40-49	50+
Anderson	1/1	7/8	8/9	7/9	1/2
Steelers	1/1	7/8	8/9	7/9	1/2
Opponents	1/1	4/5	10/13	7/8	2/2

Anderson: (41G)(46N,25G)(46G)(31G,38G)(42G,25G,22G)(29G)(23G)(50G,39G,37G,40G)(39G,39G,30G)(19G,48G,39G)(49N,54N,27N)(41G)(49G,32N)(28G,28G)

Opponents: (40G,31G,21G,32G)(23G,32N)(1)(31G,40G,31G)(48N)(47G)(19G,49G)(20G,26N,51G)(32G,49G,38G)(52G,32B)(34G,36N,48G)(32G)(21G)(37G,40G,32G)

STEELERS 1993 (Won 9, Lost 7)

Schedule

Date	W-L	Score	Opponent	Attendance
9/5	L	24-13	San Francisco	57,502
9/12	L	27-0	at L.A. Rams	50,588
9/19	W	34-7	Cincinnati	53,682
9/27	W	45-17	at Atlanta	65,477
10/10	W	16-3	San Diego	55,264
10/17	W	37-14	New Orleans	56,056
10/24	L	28-23	at Cleveland	78,118
11/7	W	24-16	at Cincinnati	51,202
11/15	W	23-0	Buffalo	60,265
11/21	L	37-13	at Denver	74,840
11/28	L	23-3	at Houston	61,238
12/5	W	17-14	New England	51,358
12/13	W	21-20	at Miami	70,232
12/19	L	26-17	Houston	57,592
12/26	L	16-6	at Seattle	51,814
1/2	W	16-9	Cleveland	49,208

Team Statistics

	Pittsburgh	Opponent
Total First Downs	307	267
Rushing	116	74
Passing	180	163
Penalty	11	30
3rd Down: Made/Att	92/235	68/201
3rd Down Pct.	39.1%	33.8%
Total Net Yards	5235	4531
Avg. Per Game	327.2	283.2
Total Plays	1079	962
Avg. Per Play	4.9	4.7
Net Yards Rushing	2003	1368
Avg. Per Game	125.2	85.5
Total Rushes	491	399
Net Yards Passing	3232	3163
Avg. Per Game	202.2	197.7
Sacked/Yards Lost	48/374	42/277
Gross Yards	3606	3440
Attempts/Completions	540/299	521/277
Completion Pct.	55.4%	53.2%
Had Intercepted	12	24
Punts/Average	89/42.5	82/43.9
Net Punting Avg.	89/34.2	82/38.1
Penalties/Yards	100/861	77/652
Fumbles/Ball Lost	28/15	37/14
Touchdowns	32	30
Rushing	13	6
Passing	16	16
Returns	3	8

Score by Period

	Q1	Q2	Q3	Q4	OT	Pts
Steelers	38	110	79	81	0	308
Opponents	75	102	40	64	0	281

Passing

	Att	Cmp	Yds	Cmp%	TD	Int	Long	Sack/Lost	Rating
O'Donnell	486	270	3208	55.6%	14	7	71t	41/331	79.5
Tomczak	54	29	398	53.7%	2	5	39t	7/43	51.3
Steelers	540	299	3606	55.4%	12	12	71t	48/374	76.7
Opponents	521	277	3440	53.2%	24	24	66t	42/277	64.9

Scoring

	TD	Ru	Pa	Rt	PAT	FG	2Pt	Pts
Anderson	0	0	0	0	32/32	28/30	0	116
Foster	9	8	1	0	0/0	0/0	0	54
Green	5	0	5	0	0/0	0/0	0	30
Hoge	5	1	4	0	0/0	0/0	0	30
Stone	3	1	2	0	0/0	0/0	0	18
Thigpen	3	0	3	0	0/0	0/0	0	18
Thompson	3	3	0	0	0/0	0/0	0	18
Davidson	1	0	0	1	0/0	0/0	0	6
Kirkland	1	0	0	1	0/0	0/0	0	6
Mills	1	0	1	0	0/0	0/0	0	6
Woodson	1	0	0	1	0/0	0/0	0	6
Steelers	32	13	16	3	32/32	28/30	0	308
Opponents	30	6	16	8	29/30	24/29	0	281

Sacks: Greene 12.5, Evans 6.5, Lloyd 6.0, Lake 5.0, Brown 3.0, Davidson 2.5, Woodson 2.0, Steed 1.5, Kirkland 1.0, G. Williams 1.0, Henry 1.0

Steelers: 42.0, Opponents: 48.0

2-Pt. Conversions: Steelers 0-0, Opponents 0-0

Rushing

	No.	Yds	Avg	Long	TD
Thompson	205	763	3.7	36	3
Foster	177	711	4.0	38	8
Hoge	51	249	4.9	30	1
Stone	12	121	10.1	38t	1
O'Donnell	26	111	4.3	27	0
Worley	10	33	3.3	8	0
Mills	3	12	4.0	19	0
Cuthbert	1	7	7.0	7	0
Woodson	1	0	0.0	0	0
Tomczak	5	-4	-0.8	2	0
Steelers	491	2003	4.1	38t	13
Opponents	399	1368	3.4	37	6

Receiving

	No.	Yds	Avg	Long	TD
Green	63	942	15.0	71t	5
Stone	41	587	14.3	44	2
Graham	38	579	15.2	51	0
Thompson	38	259	6.8	28	0
Hoge	33	247	7.5	18	4
Mills	29	386	13.3	30	1
Foster	27	217	8.0	21	1
Thigpen	9	154	17.1	29t	3
Cooper	9	112	12.4	38	0
Davenport	4	51	12.8	19	0
Hastings	3	44	14.7	18	0
Worley	3	13	4.3	9	0
Jordan	1	12	12.0	12	0
Cuthbert	1	3	3.0	3	0
Steelers	299	3606	12.1	71t	16
Opponents	277	3440	12.4	66t	16

Interceptions

	No.	Yds	Avg	Long	TD
Woodson	8	138	17.3	63t	1
Perry	4	61	15.3	30	0
Lake	4	31	7.8	26	0
Johnson	3	51	17.0	26	0
Figures	1	78	78.0	78	0
Henry	1	10	10.0	10	0
Davidson	1	6	6.0	6	0
Steelers	24	386	16.1	78	1
Opponents	12	216	18.0	97t	2

Punting

	No.	Yds	Avg	Net	TB	In	Lg	B
Royals	89	3781	42.5	34.2	3	28	61	0
Steelers	89	3781	42.5	34.2	3	28	61	0
Opponents	82	3600	43.9	38.1	6	23	58	0

Punt Returns

	Ret	FC	Yds	Avg	Long	TD
Woodson	41	11	338	8.2	39	0
Figures	5	2	15	3.0	6	0
Steelers	46	13	353	7.7	39	0
Opponents	50	16	678	13.6	91t	3

Kickoff Returns

	No.	Yds	Avg	Long	TD
Woodson	15	294	19.6	44	0
Hastings	12	177	14.8	22	0
Stone	11	168	15.3	30	0
Thompson	4	77	19.3	27	0
Worley	4	85	21.3	26	0
Hoge	3	33	11.0	15	0
Cooper	1	2	2.0	2	0
Thigpen	1	23	23.0	23	0
Williams	1	19	19.0	19	0
Steelers	52	878	16.9	44	0
Opponents	54	1,165	21.6	97t	1

Field Goals

	1/19	20-29	30-39	40-49	50+
Anderson	1/1	8/9	14/14	5/6	0/0
Steelers	1/1	8/9	14/14	5/6	0/0
Opponents	0/0	7/7	9/10	6/9	2/3

STEELERS 1992 (Won 11, Lost 5)

Schedule

Date	W-L	Score	Opponent	Attendance
9/6	W	29-24	at Houston	63,713
9/13	W	27-10	N.Y. Jets	56,050
9/20	W	23-6	at San Diego	46,127
9/27	L	17-3	at Green Bay	58,724
10/11	L	17-9	at Cleveland	78,080
10/19	W	20-0	Cincinnati	55,411
10/25	W	27-3	at Kansas City	76,175
11/1	W	21-20	Houston	58,074
11/8	L	28-20	at Buffalo	80,924
11/15	W	17-14	Detroit	52,242
11/22	W	30-14	Indianapolis	51,101
11/29	W	21-9	at Cincinnati	54,253
12/6	W	20-14	Seattle	47,015
12/13	L	30-6	at Chicago	52,904
12/20	L	6-3	Minnesota	53,613
12/27	W	23-23	Cleveland	53,776

Team Statistics

	Pittsburgh	Opponent
Total First Downs	284	266
Rushing	119	99
Passing	143	146
Penalty	22	21
3rd Down: Made/Att	73/211	65/195
3rd Down Pct.	34.6%	33.3%
Total Net Yards	4906	4658
Avg. Per Game	306.6	291.1
Total Plays	989	949
Avg. Per Play	5.0	4.9
Net Yards Rushing	2156	1841
Avg. Per Game	134.8	115.1
Total Rushes	518	425
Net Yards Passing	2750	2817
Avg. Per Game	171.9	176.1
Sacked/Yards Lost	36/248	40/296
Gross Yards	3046	3065
Attempts/Completions	431/249	478/252
Completion Pct.	57.8%	52.7%
Had Intercepted	14	22
Punts/Average	74/42.1	84/42.0
Net Punting Avg.	74/35.6	84/34.4
Penalties/Yards	106/941	104/814
Fumbles/Ball Lost	28/18	34/21
Touchdowns	31	24
Rushing	13	6
Passing	15	15
Returns	3	3

Score by Period

	Q1	Q2	Q3	Q4	OT	Pts
Steelers	58	90	51	100	0	299
Opponents	33	86	56	50	0	225

Passing

	Att	Cmp	Yds	Cmp%	TD	Int	Long	Sack/Lost	Rating
O'Donnell	313	185	2283	59.1%	13	9	51	27/208	83.6
Brister	116	63	719	54.3%	2	5	42	13/88	61.0
Foster	1	0	0	0.0%	0	0	0	0/0	39.6
Royals	1	1	44	100.0%	0	0	44	0/0	118.8
Steelers	431	249	3046	57.8%	15	14	51	40/296	77.7
Opponents	478	252	3065	52.7%	15	22	81	36/248	64.0

Scoring

	TD	Ru	Pa	Rt	PAT	FG	2Pt	Pts
Anderson	0	0	0	0	29/31	28/36	0	113
Foster	11	11	0	0	0/0	0/0	0	66
Cooper	3	0	3	0	0/0	0/0	0	18
Mills	3	0	3	0	0/0	0/0	0	18
Stone	3	0	3	0	0/0	0/0	0	18
Green	2	0	2	0	0/0	0/0	0	12
Jorden	2	0	2	0	0/0	0/0	0	12
Davenport	1	0	0	1	0/0	0/0	0	6
Graham	1	0	1	0	0/0	0/0	0	6
Griffin	1	0	0	1	0/0	0/0	0	6
Hoge	1	0	1	0	0/0	0/0	0	6
O'Donnell	1	1	0	0	0/0	0/0	0	6
Thompson	1	1	0	0	0/0	0/0	0	6

Woodson	0	0	0	1	0/0	0/0	0	6
Steelers	31	13	15	3	29/31	28/36	0	299
Opponents	24	6	15	3	24/24	19/28	0	225

Sacks: Lloyd 6.5, Woodson 6.0, Williams 4.5, Evans 3.0, Little 3.0, Williams 3.0, Nickerson 2.0, Lake 2.0 Jones 2.0, Davidson 2.0, Howe 2.0

Steelers: 40.0, Opponents: 36.0

2-Pt. Conversions: Steelers 0-0, Opponents 0-0

Rushing

	No.	Yds	Avg	Long	TD
Foster	390&	1690&	4.3	69	11
Thompson	35	157	4.5	25	1
Hoge	41	150	3.7	15	0
Stone	12	118	9.8	30	0
Mills	1	20	20.0	20	0
Brister	10	16	1.6	8	0
O'Donnell	27	5	0.2	9	1
Williams	2	0	0.0	2	0
Steelers	518	2156	4.2	69	13
Opponents	435	1841	4.2	44	6

&Team Record

Receiving

	No.	Yds	Avg	Long	TD
Graham	49	711	14.5	51	1
Foster	36	344	9.6	42	0
Stone	34	501	14.7	49	3
Mills	30	383	12.8	22	3
Hoge	28	231	8.3	20	1
Thompson	22	278	12.6	29	0
Cooper	16	197	12.3	27	3
Green	14	152	10.9	24	2
Davenport	9	136	15.1	31	0
Jorden	6	28	4.7	8	2
Didio	3	39	13.0	18	0
Williams	1	44	44.0	44	0
Thigpen	1	2	2.0	2	0
Steelers	249	3046	12.2	51	15
Opponents	252	3065	12.0	81	15

Interceptions

	No.	Yds	Avg	Long	TD
Perry	6	69	11.5	34	0
Johnson	5	67	13.4	35	0
Woodson	4	90	22.5	57	0
Griffin	3	98	32.7	65t	1
Little	2	6	3.0	6	0
Lloyd	1	35	35.0	35	0
Williams	1	4	4.0	4	0
Shelton	0	15	-	15	0
Steelers	22	384	17.5	65t	1
Opponents	14	235	16.8	77t	1

Punting

	No.	Yds	Avg	Net	TB	In	Lg	B
Royals	73	3119	42.7	35.6	9	22	58	1
Steelers	73	3119	42.7	35.6	9	22	58	1
Opponents	74	3107	42.0	34.4	10	12	84	1

Punt Returns

	Ret	FC	Yds	Avg	Long	TD
Woodson	32	13	364	11.4	80t	1
Steelers	32	13	364	11.4	80t	1
Opponents	39	7	308	7.9	36	0

Kickoff Returns

	No.	Yds	Avg	Long	TD
Woodson	25	469	18.8	32	0
Stone	12	219	18.3	28	0
Thompson	2	51	25.5	33	0
Thigpen	2	44	22.0	29	0
Hoge	2	28	14.0	17	0
Bentley	1	17	17.0	17	0
Mills	1	11	11.0	11	0
Cooper	1	8	8.0	8	0
Campbell	1	0	0.0	0	0
Williams	1	0	0.0	0	0
Steelers	48	847	17.6	33	0
Opponents	52	1,052	20.2	48	0

Field Goals

	1/19	20-29	30-39	40-49	50+
Anderson	0/0	12/13	12/15	4/6	0/2
Steelers	0/0	12/13	12/15	4/6	0/2
Opponents	1/1	5/7	8/11	3/7	2/2

STEELERS 1991 (Won 7, Lost 9)

Schedule

Date	W-L	Score	Opponent	Attendance
9/1	W	26-20	San Diego	55,848
9/8	L	52-34	at Buffalo	79,545
9/15	W	20-6	New England	53,703
9/22	L	23-14	at Philadelphia	65,511
10/6	W	21-3	at Indianapolis	55,383
10/14	L	23-20	N.Y. Giants	57,608
10/20	L	27-7	Seattle	54,678
10/27	L	17-14	at Cleveland	78,285
11/3	L	20-13	at Denver	70,973
11/10	W	33-27/OT	at Cincinnati	55,503
11/17	L	41-14	Washington	56,813
11/24	W	26-24	Houston	45,795
11/28	L	20-10	at Dallas	62,253
12/8	L	31-6	at Houston	59,225
12/15	W	17-10	Cincinnati	35,420
12/22	W	17-10	Cleveland	47,070

Team Statistics

	Pittsburgh	Opponent
Total First Downs	254	320
Rushing	82	98
Passing	158	194
Penalty	14	28
3rd Down: Made/Att	62/197	94/218
3rd Down Pct.	31.5%	43.1%
Total Net Yards	4581	5168
Avg. Per Game	286.3	323.0
Total Plays	915	1039
Avg. Per Play	5.0	5.0
Net Yards Rushing	1627	1582
Avg. Per Game	101.7	98.9
Total Rushes	394	466
Net Yards Passing	2954	3586
Avg. Per Game	186.4	224.1
Sacked/Yards Lost	45/359	38/257
Gross Yards	3313	3843
Attempts/Completions	476/259	535/334
Completion Pct.	54.4%	62.4%
Had Intercepted	19	16
Punts/Average	75/39.9	65/41.6
Net Punting Avg.	75/36.3	84/35.3
Penalties/Yards	116/933	84/685
Fumbles/Ball Lost	37/14	37/11
Touchdowns	32	38
Rushing	8	14
Passing	20	21
Returns	4	3

Score by Period

	Q1	Q2	Q3	Q4	OT	Pts
Steelers	42	53	67	124	6	292
Opponents	61	116	64	113	0	344

Passing

	Att	Cmp	Yds	Cmp%	TD	Int	Long	Sack/Lost	Rating
O'Donnell	286	156	1963	54.5%	11	7	89t	30/214	78.8
Brister	190	103	1350	54.2%	9	9	65t	15/145	72.9
Steelers	476	259	3313	54.4%	20	16	89t	45/359	76.4
Opponents	535	334	3843	62.4%	21	19	66t	38/257	82.3

Scoring

	TD	Ru	Pa	Rt	PAT	FG	2Pt	Pts
Anderson	0	0	0	0	31/31	23/33	0	100
Green	6	0	6	0	0/0	0/0	0	36
Stone	5	0	5	0	0/0	0/0	0	24
W. Williams	4	4	0	0	0/0	0/0	0	18
Hoge	3	2	1	0	0/0	0/0	0	12
Cooper	2	0	2	0	0/0	0/0	0	12
Foster	2	1	1	0	0/0	0/0	0	12
Lipps	2	0	2	0	0/0	0/0	0	12
Mills	2	0	1	1	0/0	0/0	0	6
Calloway	1	0	1	0	0/0	0/0	0	6
Cash	1	0	1	0	0/0	0/0	0	6
Hinkle	1	0	0	1	0/0	0/0	0	6
O'Donnell	1	1	0	0	0/0	0/0	0	6
Shelton	1	0	0	1	0/0	0/0	0	6
J. Williams	1	0	0	1	0/0	0/0	0	6
Steelers	32	8	20	4	31/31	23/33	0	292

Opponents 38 14 21 3 38/38 26/41 0 344

Sacks: J. Williams 9.0, Lloyd 8.0, Willis 7.0, Hinkle 2.0, G. Williams 2.0, Evans 2.0, Jones 2.0, Veasey 2.0, Nickerson 1.0, Lake 1.0, Johnson 1.0, Woodson 1.0

Steelers: 38.0, Opponents: 45.0

2-Pt. Conversions: Steelers 0-0, Opponents 0-0

Rushing

	No.	Yds	Avg	Long	TD
Hoge	165	610	3.7	24	2
Foster	96	488	5.1	56t	1
Williams	57	262	4.6	21	4
Worley	22	117	5.3	16	0
O'Donnell	18	82	4.6	22	1
Thompson	20	60	3.0	14	0
Brister	11	17	1.5	8	0
Stone	1	2	2.0	2	0
Stryzinski	4	-11	-2.8	0	0
Steelers	394	1627	4.1	56t	8
Opponents	466	1582	3.4	14	14

Receiving

	No.	Yds	Avg	Long	TD
Lipps	55	671	12.2	35	2
Hoge	49	379	7.7	25	1
Green	41	582	14.2	49	6
Stone	32	649	20.3	89t	5
Calloway	15	254	16.9	33t	1
W. Williams	15	139	9.3	29	0
Thompson	14	118	8.4	32	0
Cooper	11	147	13.4	47t	2
Foster	9	117	13.0	31	1
Cash	7	90	12.9	20	1
Mularkey	6	67	11.2	21	0
Mills	3	79	26.3	35t	1
Graham	2	21	10.5	15	0
Steelers	259	3313	12.8	89t	20
Opponents	334	3843	11.5	66t	21

Interceptions

	No.	Yds	Avg	Long	TD
Everett	4	53	13.3	27	0
Woodson	3	72	24.0	41	0
Shelton	3	57	19.0	57t	1
Hinkle	2	68	34.0	57t	1
Vincent	2	52	26.0	27	0
Griffin	1	22	22.0	22	0
Little	1	5	5.0	5	0
Jones	1	0	0.0	0	0
Johnson	1	0	0.0	0	0
Lloyd	1	0	0.0	0	0
Steelers	19	329	17.3	57t	2
Opponents	16	182	11.4	40	2

Punting

	No.	Yds	Avg	Net	TB	In	Lg	B
Stryzinski	74	2996	40.5	36.3	3	10	63	1
Steelers	74	2996	40.5	36.3	3	10	63	1
Opponents	65	2705	41.6	35.3	2	17	59	0

Punt Returns

	Ret	FC	Yds	Avg	Long	TD
Woodson	28	12	320	11.4	40	0
Graham	8	2	46	5.8	13	0
Cash	1	0	6	6.0	6	0
Mills	1	0	0	0.0	0t	1
Vincent	1	0	1	1.0	1	0
Steelers	39	14	373	9.6	40	1
Opponents	29	27	210	7.2	24	0

Kickoff Returns

	No.	Yds	Avg	Long	TD
Woodson	44	880	20.0	47	0
Mills	11	284	25.8	54	0
Stone	6	75	12.5	25	0
Graham	3	48	16.0	23	0
McGovern	1	0	0.0	0	0
Thompson	1	8	8.0	8	0
Williams	1	19	19.0	19	0
Steelers	67	1314	19.6	54	0
Opponents	43	825	19.2	63	0

Field Goals

	1/19	20-29	30-39	40-49	50+
Anderson	0/0	8/10	9/11	5/6	1/6
Steelers	0/0	8/10	9/11	5/6	1/6
Opponents	3/3	8/9	7/12	7/13	1/4

STEELERS 1990 (Won 9, Lost 7)

Schedule

Date	W-L	Score	Opponent	Attendance
9/9	L	13-3	at Cleveland	78,298
9/16	W	20-9	Houston	54,814
9/23	L	20-3	at L.A. Raiders	50,657
9/20	L	28-6	Miami	54,691
10/7	W	36-14	San Diego	53,486
10/14	W	34-17	at Denver	74,285
10/21	L	27-7	at San Francisco	64,301
10/29	W	41-10	L.A. Rams	56,466
11/4	W	21-9	Atlanta	57,093
11/18	L	27-3	at Cincinnati	60,064
11/25	W	24-7	at N.Y. Jets	57,806
12/2	L	16-12	Cincinnati	58,200
12/9	W	24-3	New England	48,354
12/16	W	9-6	at New Orleans	68,582
12/23	W	35-0	Cleveland	51,665
12/30	L	34-14	at Houston	56,906

Team Statistics

	Pittsburgh	Opponent
Total First Downs	263	257
Rushing	93	102
Passing	150	130
Penalty	20	25
3rd Down: Made/Att	74/187	81/205
3rd Down Pct.	39.6%	39.5%
Total Net Yards	4525	4115
Avg. Per Game	282.8	257.2
Total Plays	897	940
Avg. Per Play	5.0	4.4
Net Yards Rushing	1880	1615
Avg. Per Game	117.5	100.9
Total Rushes	456	446
Net Yards Passing	2645	2500
Avg. Per Game	165.3	156.3
Sacked/Yards Lost	33/242	34/228
Gross Yards	2887	2728
Attempts/Completions	408/237	460/236
Completion Pct.	58.1%	51.3%
Had Intercepted	20	9
Punts/Average	66/37.2	64/40.9
Net Punting Avg.	66/34.1	64/33.7
Penalties/Yards	110/928	89/719
Fumbles/Bail Lost	40/17	33/18
Touchdowns	33	26
Rushing	11	13
Passing	20	9
Returns	2	4

Score by Period

	Q1	Q2	Q3	Q4	OT	Pts
Steelers	64	71	54	103	0	292
Opponents	58	86	56	40	0	240

Passing

	Att	Cmp	Yds	Cmp%	TD	Int	Long	Sack/Lost	Rating
Brister	387	223	2725	57.6%	20	14	90	28/213	81.6
Strom	21	14	162	66.7%	0	1	22	5/29	69.9
Steelers	408	237	2887	58.1%	20	15	90	33/242	81.0
Opponents	460	236	2728	51.3%	0	24	66t	34/228	54.3

Scoring

	TD	Ru	Pa	Rt	PAT	FG	2Pt	Pts
Anderson	0	0	0	0	32/32	20/25	0	92
Hoge	10	7	3	0	0/0	0/0	0	60
Green	7	0	7	0	0/0	0/0	0	42
W. Williams	4	3	1	0	0/0	0/0	0	24
Lipps	3	0	3	0	0/0	0/0	0	18
Mularkey	3	0	3	0	0/0	0/0	0	18
Bell	1	0	1	0	0/0	0/0	0	6
Calloway	1	0	1	0	0/0	0/0	0	6
Foster	1	1	0	0	0/0	0/0	0	6
Johnson	1	0	0	1	0/0	0/0	0	6
Stone	1	0	1	0	0/0	0/0	0	6
Woodson	1	0	0	1	0/0	0/0	0	6
Steelers	33	11	20	2	32/32	20/25	0	292
Opponents	23	13	9	1	26/26	18/28	0	222

Sacks: G. Williams 6.0, Willis 5.0, Lloyd 4.5, Davidson 3.5, Evans 3.0, Freeman 2.0, Jenkins 2.0, Hinkle 2.0, Nickerson 2.0, Jones 2.0, J. Williams 1.0, Lake 1.0
Steelers: 34.0, Opponents: 33.0

2-Pt. Conversions: Steelers 0-0, Opponents 0-0

Rushing

	No.	Yds	Avg	Long	TD
Hoge	203	772	3.8	41t	7
Worley	109	418	3.8	38	0
Williams	68	389	5.7	70t	3
Foster	36	203	5.6	38	1
Brister	25	64	2.6	11	0
Bell	5	18	3.6	12	0
Stryzinski	3	17	5.7	9	0
Strom	4	10	2.5	10	0
Lipps	1	-5	-5.0	-5	0
Stone	2	-6	-3.0	10	0
Steelers	456	1880	4.1	70t	11
Opponents	446	1615	3.6	31	13

Receiving

	No.	Yds	Avg	Long	TD
Lipps	50	682	13.6	37	3
Hoge	40	342	8.6	27	3
Green	34	387	11.4	46	7
Mularkey	32	265	11.4	28	3
Hill	25	391	15.6	66	0
Stone	19	332	17.5	90	1
Bell	12	137	11.4	43	1
Calloway	10	124	12.4	20t	1
Worley	8	70	8.8	27	0
W. Williams	5	42	8.4	13	1
O'Shea	1	13	13.0	13	0
Foster	1	2	2.0	2	0
Steelers	237	2887	12.2	90	20
Opponents	236	2728	11.6	66t	9

Interceptions

	No.	Yds	Avg	Long	TD
Woodson	5	67	13.4	34	0
Griffin	4	75	18.8	36	0
Woodruff	3	110	36.7	59	0
Everett	3	2	0.7	2	0
Johnson	2	60	30.0	34	1
Little	1	35	35.0	35	0
Hinkle	1	19	19.0	19	0
Lloyd	1	9	9.0	9	0
Willis	1	5	5.0	5	0
Jones	1	3	3.0	3	0
Hall	1	0	0.0	0	0
Lake	1	0	0.0	0	0
Steelers	24	385	16.0	59	1
Opponents	15	124	8.3	24	0

Punting

	No.	Yds	Avg	Net	TB	In	Lg	B
Stryzinski	65	2454	37.8	34.1	5	18	51	1
Steelers	65	2454	37.8	34.1	5	18	51	1
Opponents	64	2616	40.9	33.7	3	13	62	1

Punt Returns

	Ret	FC	Yds	Avg	Long	TD
Woodson	38	8	398	10.5	52t	1
Hill	1	0	0	0.0	0	0
Steelers	39	8	398	10.2	52t	1
Opponents	16	32	105	6.6	39	0

Kickoff Returns

	No.	Yds	Avg	Long	TD
Woodson	35	764	21.8	49	0
Stone	5	91	18.2	24	0
J. Williams	3	31	10.3	20	0
Foster	3	29	9.7	13	0
Griffin	2	16	8.0	14	0
Green	1	16	16.0	16	0
Lipps	1	9	9.0	9	0
Steelers	50	956	19.1	49	0
Opponents	56	1245	22.2	99t	1

Field Goals

	1/19	20-29	30-39	40-49	50+
Anderson	1/1	3/3	8/8	8/11	0/2
Steelers	1/1	3/3	8/8	8/11	0/2
Opponents	0/0	4/4	4/5	9/17	1/2

STEELERS 1989 (Won 9, Lost 7)

Schedule

Date	W-L	Score	Opponent	Attendance
9/10	L	51-0	Cleveland	57,928
9/17	L	41-10	at Cincinnati	53,885
9/24	W	27-14	Minnesota	50,744
10/1	W	23-3	at Detroit	43,804
10/8	L	26-16	Cincinnati	52,785
10/15	W	17-7	at Cleveland	78,840
10/22	L	27-0	at Houston	59,091
10/29	W	23-17	Kansas City	54,194
11/5	L	34-7	at Denver	74,739
11/12	L	20-0	Chicago	56,505
11/19	W	20-17	San Diego	44,203
11/26	W	34-14	at Miami	59,936
12/3	L	23-16	Houston	40,541
12/10	W	13-0	at N.Y. Jets	41,037
12/17	W	28-10	New England	26,594
12/24	W	31-22	at Tampa Bay	29,690

Team Statistics

	Pittsburgh	Opponent
Total First Downs	244	323
Rushing	106	1123
Passing	117	177
Penalty	21	34
3rd Down: Made/Att	66/209	106/229
3rd Down Pct.	31.6%	46.3%
Total Net Yards	2178	3541
Avg. Per Game	249.8	346.8
Total Plays	955	1077
Avg. Per Play	4.2	5.2
Net Yards Rushing	1818	2008
Avg. Per Game	113.6	125.5
Total Rushes	500	498
Net Yards Passing	2178	3541
Avg. Per Game	157.4	188.8
Sacked/Yards Lost	43/220	39/229
Gross Yards	2738	3249
Attempts/Completions	404/210	548/290
Completion Pct.	52.0%	52.9%
Had Intercepted	13	21
Punts/Average	83/40.6	69/40.5
Net Punting Avg.	83/34.1	84/33.8
Penalties/Yards	116/986	96/785
Fumbles/Ball Lost	32/18	40/21
Touchdowns	29	38
Rushing	17	16
Passing	10	17
Returns	2	5

Score by Period

	Q1	Q2	Q3	Q4	OT	Pts
Steelers	57	91	72	45	0	265
Opponents	78	110	60	78	0	326

Passing

	Att	Cmp	Yds	Cmp%	TD	Int	Long	Sack/Lost	Rating
Briser	342	187	187	54.7%	9	10	79t	45/452	73.1
Blackledge	60	22	22	36.7%	1	3	30	4/25	36.9
Carter	1	1	1	100.0%	0	0	15	2/7	118.8
Strom	1	0	0	0.0%	0	0	0	0/0	39.6
Steelers	404	210	210	52.0%	13	13	79t	51/484	67.7
Opponents	548	290	290	52.9%	21	21	66t	31/180	68.8

Scoring

	TD	Ru	Pa	Rt	PAT	FG	2Pt	Pts
Anderson	9	0	0	0	28/28	21/30	0	91
Hoge	8	8	0	0	0/0	0/0	0	48
Lipps	6	1	5	0	0/0	0/0	0	36
Worley	5	5	0	0	0/0	0/0	0	30
Carter	4	1	3	0	0/0	0/0	0	24
Hill	1	0	1	0	0/0	0/0	0	6
Mularkey	1	0	1	0	0/0	0/0	0	6
Wallace	1	1	0	0	0/0	0/0	0	6
W. Williams	1	1	0	0	0/0	0/0	0	6
Woodson	1	0	0	1	0/0	0/0	0	6
Steelers	28	17	10	1	28/28	21/30	0	259
Opponents	34	16	17	1	37/38	19/27	0	302

Sacks: Lloyd 7.0, Willis 6.5, Johnson 4.5, J. Williams 3.0, G. Williams 3.0, Little 2.0, Jones 2.0, Lake 1.0, Olsavsky 1.0, Nickerson 1.0

Steelers: 31.0, Opponents: 51.0

2-Pt. Conversions: Steelers 0-0, Opponents 0-0

Rushing

	No.	Yds	Avg	Long	TD
Worley	195	770	3.9	38	5
Hoge	186	621	3.3	31	8
Lipps	13	180	13.8	58t	1
W. Williams	37	131	3.5	13	1
Stone	10	53	5.3	32	0
Briser	27	25	0.9	15	0
Blackledge	9	20	2.2	11	0
Carter	11	16	1.5	7	1
Wallace	5	10	2.0	5	1
Tyrell	1	3	3.0	3	0
Strom	4	-3	-0.8	0	0
Newsome	2	-8	-4.0	0	0
Steelers	500	1818	3.6	58t	17
Opponents	498	2008	4.0	65t	16

Receiving

	No.	Yds	Avg	Long	TD
Lipps	50	944	18.9	79t	5
Carter	38	267	7.0	22t	3
Hoge	34	271	8.0	22	0
Hill	28	455	16.3	53	1
Mularkey	22	326	14.8	34	1
Worley	15	13	7.5	19	0
Stone	7	92	13.1	16	0
W. Williams	6	48	8.0	16	0
Stock	4	74	18.5	27	0
Thompson	4	74	18.5	28	0
O'Shea	1	9	8.0	8	0
Briser	1	-10	-10.0	-10	0
Steelers	210	2662	12.7	79t	10
Opponents	290	3721	12.8	66t	17

Interceptions

	No.	Yds	Avg	Long	TD
Woodruff	4	57	14.3	35	0
Everett	3	68	22.7	32	0
Lloyd	3	49	16.3	31	0
Woodson	3	39	13.0	39	0
Little	3	23	7.7	13	0
Griffin	1	15	15.0	15	0
Hall	1	6	6.0	6	0
Hinkle	1	4	4.0	4	0
Johnson	1	0	0.0	0	0
Lake	1	0	0.0	0	0
Steelers	21	261	12.4	39	0
Opponents	13	103	7.9	21	1

Punting

	No.	Yds	Avg	Net	TB	In	Lg	B
Newsome	82	3368	41.1	34.1	9	15	57	1
Steelers	82	3368	41.1	34.1	9	15	57	1
Opponents	69	2793	40.5	33.8	9	16	62	0

Punt Returns

	Ret	FC	Yds	Avg	Long	TD
Woodson	29	2	207	7.1	20	0
Hill	5	0	22	4.4	12	0
Lipps	4	0	27	6.8	9	0
Johnson	2	0	22	11.0	13	0
Steelers	40	2	278	7.0	20	0
Opponents	45	19	361	8	42	0

Kickoff Returns

	No.	Yds	Avg	Long	TD
Woodson	36	982	27.3	84t	1
Stone	7	173	24.7	73	0
Thompson	4	41	10.3	15	0
J. Williams	4	31	7.8	22	0
J. Johnson	3	43	14.3	19	0
Griffin	1	21	21.0	21	0
Hinnant	1	13	13.0	13	0
Steelers	56	1304	23.3	84t	1
Opponents	53	1096	20.7	42	0

Field Goals

	1/19	20-29	30-39	40-49	50+
Anderson	2/2	5/5	5/8	9/15	0/0
Steelers	2/2	5/5	5/8	9/15	0/0
Opponents	0/0	11/11	3/8	3/6	2/2

STEELERS 1988 (Won 5, Lost 11)

Schedule

Date	W-L	Score	Opponent	Attendance
9/4	W	24-21	Dallas	56,813
9/11	L	30-29	at Washington	54,083
9/18	L	17-12	Cincinnati	56,647
9/25	L	36-28	at Buffalo	78,735
10/2	L	23-9	Cleveland	56,410
10/9	L	31-14	at Phoenix	53,228
10/16	L	34-14	Houston	52,229
10/23	W	39-21	Denver	49,811
10/30	L	24-20	at N.Y. Jets	64,862
11/6	L	42-7	at Cincinnati	56,403
11/13	L	27-26	Philadelphia	46,026
11/20	L	27-7	at Cleveland	77,131
11/27	W	16-10	Kansas City	42,057
12/4	W	37-34	at Houston	47,791
12/11	L	20-14	at San Diego	33,816
12/18	W	40-24	Miami	36,051

Team Statistics

	Pittsburgh	Opponent
Total First Downs	292	319
Rushing	120	110
Passing	150	181
Penalty	22	28
3rd Down: Made/Att	78/216	98/225
3rd Down Pct.	36.1%	43.6%
Total Net Yards	5204	5805
Avg. Per Game	325.3	362.8
Total Plays	1030	1067
Avg. Per Play	5.1	5.4
Net Yards Rushing	2228	1864
Avg. Per Game	139.3	116.5
Total Rushes	499	516
Net Yards Passing	2976	3941
Avg. Per Game	186.0	246.3
Sacked/Yards Lost	42/331	19/145
Gross Yards	3307	4086
Attempts/Completions	489/226	432/309
Completion Pct.	46.2%	58.1%
Had Intercepted	20	20
Punts/Average	71/41.5	67/40.7
Net Punting Avg.	71/32.8	67/35.0
Penalties/Yards	99/803	79/705
Fumbles/Ball Lost	40/19	35/13
Touchdowns	36	49
Rushing	17	20
Passing	15	25
Returns	4	4

Score by Period

	Q1	Q2	Q3	Q4	OT	Pts
Steelers	85	94	47	110	0	336
Opponents	64	138	103	116	0	421

Passing

	Att	Cmp	Yds	Cmp%	TD	Int	Long	Sack/Lost	Rating
Briser	370	175	2634	47.3%	11	14	89t	36/292	65.3
Blackledge	79	38	494	48.1%	2	3	34	4/25	60.8
Bono	35	10	110	28.6%	1	2	15	1/8	25.9
Carter	3	2	56	66.7%	0	0	40	0/0	109.7
Lipps	2	1	13	50.0%	1	1	13t	1/6	70.8
Steelers	489	226	3307	46.2%	15	20	89t	42/331	62.0
Opponents	532	309	4086	58.1%	25	20	86t	19/145	82.5

Scoring

	TD	Ru	Pa	Rt	PAT	FG	2Pt	Pts
Anderson	0	0	0	0	34/35	28/36	0	118
Briser	6	6	0	0	0/0	0/0	0	36
Hoge	6	3	3	0	0/0	0/0	0	36
Lipps	6	1	5	0	0/0	0/0	0	36
Carter	5	3	2	0	0/0	0/0	0	30
Jackson	3	3	0	0	0/0	0/0	0	18
Stone	2	0	1	1	0/0	0/0	0	12
Blackledge	1	1	0	0	0/0	0/0	0	6
Gothard	1	0	1	0	0/0	0/0	0	6
Jordan	1	0	0	1	0/0	0/0	0	6
Lockett	1	0	1	0	0/0	0/0	0	6
Thompson	1	0	1	0	0/0	0/0	0	6
W. Williams	1	0	1	0	0/0	0/0	0	6
Woodruff	1	0	0	1	0/0	0/0	0	6

Woodson	1	0	0	1	0/0	0/0	0	6
Steelers	36	17	15	4	34/36	28/36	0	336
Opponents	47	20	25	2	47/48	26/32	0	409

Sacks: Johnson 4.0, Nickerson 3.5, G. Williams 3.5, Carr 3.5, Jones 1.5, Reese 1.0, Woodson 0.5, Lloyd 0.5, Hinkle 0.5, Thomas 0.5

Steelers: 19.0, Opponents: 42.0

2-Pt. Conversions: Steelers 0-0, Opponents 0-0

Rushing

	No.	Yds	Avg	Long	TD
Hoge	170	705	4.1	20	3
Williams	87	409	4.7	33	0
Jackson	74	315	4.3	29t	3
Carter	36	216	6.0	64t	3
Briser	45	209	4.6	20	6
Lipps	6	129	21.5	39t	1
Stone	40	127	3.2	11	0
Pollard	31	93	3.0	7	0
Blackledge	8	25	3.1	10	1
Newsome	2	0	0.0	0	0
Steelers	499	2228	4.5	64t	17
Opponents	516	1864	3.6	64	20

Receiving

	No.	Yds	Avg	Long	TD
Lipps	50	973	19.5	89t	5
Hoge	50	487	9.7	40	3
Carter	32	363	11.3	33	2
Lockett	22	365	16.6	44	1
Thompson	16	370	23.1	50	1
Gothard	12	121	10.1	26	1
Stone	11	196	17.8	72t	1
W. Williams	11	66	6.0	21	1
Johnson	10	237	23.7	60	0
Jackson	9	84	9.3	24	0
Pollard	2	22	11.0	19	0
Hinnant	1	33	23.0	23	0
Steelers	226	3307	14.6	89t	15
Opponents	309	4086	13.2	86t	25

Interceptions

	No.	Yds	Avg	Long	TD
Woodruff	4	109	27.3	78t	1
Woodson	4	98	24.5	29	0
Everett	3	31	10.3	29	0
Griffin	2	63	31.5	33	0
Jordan	1	28	28.0	28t	1
Carr	1	27	27.0	27	0
Gowdy	1	24	24.0	24	0
Hinkle	1	1	1.0	1	0
Little	1	0	0.0	0	0
Nickerson	1	0	0.0	0	0
Sanchez	1	0	0.0	0	0
Steelers	20	381	19.1	78t	2
Opponents	20	367	18.4	75t	1

Punting

	No.	Yds	Avg	Net	TB	In	Lg	B
Newsome	65	2950	45.4	32.8	10	9	62	0
Steelers	65	2950	45.4	32.8	10	9	62	0
Opponents	67	2726	40.7	35.0	3	16	63	0

Punt Returns

	Ret	FC	Yds	Avg	Long	TD
Woodson	33	6	281	8.5	28	0
Lipps	4	2	30	7.5	11	0
Sanchez	2	4	11	5.5	6	0
Steelers	39	12	322	8.3	28	0
Opponents	40	9	418	10.5	32	0

Kickoff Returns

	No.	Yds	Avg	Long	TD
Woodson	37	850	23.0	92t	1
Stone	29	610	21.0	92t	1
Sanchez	4	71	17.8	19	0
Boyle	1	19	19.0	19	0
Jackson	1	10	10.0	10	0
W. Williams	1	10	10.0	10	0
Blankenship	1	5	5.0	5	0
Steelers	74	1575	21.3	92t	2
Opponents	63	1351	21.4	90t	1

Field Goals

	1/19	20-29	30-39	40-49	50+
Anderson	1/1	11/11	9/10	6/12	1/2
Steelers	1/1	11/11	9/10	6/12	1/2
Opponents	3/3	6/7	9/10	7/10	1/2

STEELERS 1987 (Won 8, Lost 7)

Schedule

Date	W-L	Score	Opponent	Attendance
9/13	W	30-17	San Francisco	55,735
9/20	L	34-10	at Cleveland	79,543
9/27	Cancelled		N.Y. Jets	(Player Strike)
10/4	W	28-12	at Atlanta	16,667
10/11	L	31-21	at L.A. Rams	20,219
10/18	W	21-7	Indianapolis	34,627
10/25	W	23-20	Cincinnati	53,692
11/1	L	35-24	at Miami	52,578
11/8	W	17-16	at Kansas City	45,249
11/15	L	23-3	Houston	56,177
11/22	W	30-16	at Cincinnati	59,910
11/29	L	20-16	New Orleans	47,896
12/6	W	13-9	Seattle	48,881
12/13	W	20-16	at San Diego	51,605
12/20	L	24-16	at Houston	38,683
12/26	L	19-13	Cleveland	56,394

Team Statistics

	Pittsburgh	Opponent
Total First Downs	263	289
Rushing	114	94
Passing	126	170
Penalty	23	25
3rd Down: Made/Att	86/229	78/222
3rd Down Pct.	39.5%	34.0%
Total Net Yards	4410	4920
Avg. Per Game	294.0	328.0
Total Plays	973	962
Avg. Per Play	4.5	5.1
Net Yards Rushing	2144	1610
Avg. Per Game	142.9	107.3
Total Rushes	517	455
Net Yards Passing	2266	3310
Avg. Per Game	151.1	220.7
Sacked/Yards Lost	27/198	26/196
Gross Yards	2464	3506
Attempts/Completions	429/198	481/290
Completion Pct.	46.2%	60.3%
Had Intercepted	25	27
Punts/Average	82/40.2	70/39.2
Net Punting Avg.	82/31.2	70/33.4
Penalties/Yards	105/801	95/771
Fumbles/Ball Lost	37/8	41/17
Touchdowns	31	34
Rushing	11	8
Passing	13	22
Returns	7	4

Score by Period

	Q1	Q2	Q3	Q4	OT	Pts
Steelers	50	88	51	96	0	285
Opponents	45	79	77	98	0	299

Passing

	Att	Cmp	Yds	Cmp%	TD	Int	Long	Sack/Lost	Rating
Malone	336	156	1896	46.4%	6	19	63	18/151	46.7
Bono	74	34	438	45.9%	5	2	57	6/30	76.3
Brister	12	4	20	33.3%	0	3	10	2/14	2.8
Collier	7	4	110	57.1%	2	1	49	1/3	101.8
Steelers	429	198	2464	46.2%	13	25	63	27/198	50.3
Opponents	481	290	3506	60.3%	22	52	57	26/196	74.6

Scoring

	TD	Ru	Pa	Rt	PAT	FG	2Pt	Pts
Anderson	0	0	0	0	21/21	22/27	0	87
Carter	3	0	3	0	0/0	0/0	0	18
Malone	3	3	0	0	0/0	0/0	0	18
Pollard	3	3	0	0	0/0	0/0	0	18
Abercrombie	2	2	0	0	0/0	0/0	0	12
Alston	2	0	2	0	0/0	0/0	0	12
Stallworth	2	0	2	0	0/0	0/0	0	12
Trout	0	0	0	0	10/10	0/2	0	10
Bono	1	1	0	0	0/0	0/0	0	6
Clinkscales	1	0	1	0	0/0	0/0	0	6
Gothard	1	0	1	0	0/0	0/0	0	6
Goody	1	0	0	1	0/0	0/0	0	6
Hall	2	0	0	2	0/0	0/0	0	6
Hairston	1	0	1	0	0/0	0/0	0	6
Hoge	1	0	1	0	0/0	0/0	0	6
Jackson	1	1	0	0	0/0	0/0	0	6
Lockett	1	0	1	0	0/0	0/0	0	6
Sanders	1	1	0	0	0/0	0/0	0	6
Shell	2	0	0	2	0/0	0/0	0	6
Thompson	1	0	1	0	0/0	0/0	0	6
Woodruff	1	0	0	1	0/0	0/0	0	6

Woodson	1	0	0	1	0/0	0/0	0	6
Steelers	29	11	13	5	31/31	22/29	0	273
Opponents	31	8	22	1	31/33	20/26	0	281

Sacks: Merriweather 5.5, Gary 4.0, Willis 3.0, Carr 3.0, Hinkle 2.0, Team 2.0, Little 1.5, Cole 1.0, Dawkins 1.0, J. Williams 1.0, Warren 1.0, G. Williams 1.0

Steelers: 26.0, Opponents: 27.0

2-Pt. Conversions: Steelers 0-0, Opponents 0-0

Rushing

	No.	Yds	Avg	Long	TD
Jackson	180	696	3.9	39	1
Pollard	128	536	4.2	33	3
Abercrombie	123	459	3.7	28t	2
Malone	34	162	4.8	42t	3
Stone	17	135	7.9	51	0
Sanders	11	65	5.9	14	1
Bono	8	27	3.4	23	1
Collier	4	20	5.0	12	0
Newsome	2	16	8.0	16	0
Carter	5	12	2.4	4	0
Hoge	3	8	2.7	5	0
Reeder	2	8	4.0	4	0
Steelers	517	2144	4.1	51	11
Opponents	455	1610	3.5	58	8

Receiving

	No.	Yds	Avg	Long	TD
Stallworth	41	521	12.7	45	2
Abercrombie	24	209	8.7	24	0
Thompson	17	313	18.4	63	1
Sweeney	16	217	13.6	34	0
Carter	16	180	11.3	26t	3
Pollard	14	77	5.5	17	0
Clinkscales	13	240	18.5	57	1
Lee	12	124	10.3	24	0
Lipps	11	164	14.9	27	0
Lockett	7	116	16.6	25	1
Steelers	198	2464	12.4	63	13
Opponents	290	3506	12.1	52t	22

Interceptions

	No.	Yds	Avg	Long	TD
Woodruff	5	91	18.2	33t	1
Hall	3	29	9.7	25t	1
Everett	3	22	7.3	21	0
Hinkle	3	15	5.0	8	0
Goody	2	50	25.0	45t	1
Merriweather	2	26	13.0	15	0
Griffin	2	2	1.0	2	0
Shell	1	50	50.0	50t	1
Woodson	1	45	45.0	45t	1
Riley	1	4	4.0	4	0
Sheffield	1	2	2.0	2	0
Cole	1	0	0.0	0	0
Edwards	1	0	0.0	0	0
Williams	1	0	0.0	0	0
Steelers	27	336	12.4	50t	5
Opponents	25	330	13.2	49	1

Punting

	No.	Yds	Avg	Net	TB	In	Lg	B
Newsome	64	2678	41.8	31.5	13	8	57	1
Bruno	16	619	38.7	30.4	4	5	56	1
Steelers	80	3297	41.2	31.2	17	13	57	2
Opponents	70	2741	39.2	33.4	8	17	55	0

Punt Returns

	Ret	FC	Yds	Avg	Long	TD
Woodson	16	1	135	8.4	20	0
Lipps	7	1	46	6.6	12	0
Anderson	7	1	38	5.4	10	0
Everett	4	2	22	5.5	11	0
Lockett	2	1	3	1.5	5	0
Steelers	36	6	244	6.8	20	0
Opponents	46	7	395	8.6	44	0

Kickoff Returns

	No.	Yds	Avg	Long	TD
Woodson	36	982	27.3	84t	1
Stone	7	173	24.7	73	0
Thompson	4	41	10.3	15	0
J. Williams	4	31	7.8	22	0
J. Johnson	3	43	14.3	19	0
Griffin	1	21	21.0	21	0
Hinnant	1	13	13.0	13	0
Steelers	56	1304	23.3	84t	1
Opponents	53	1096	20.7	42	0

Field Goals

	1/19	20-29	30-39	40-49	50+
Anderson	0/0	8/9	4/4	8/12	2/2
Trout	0/0	0/1	0/1	0/0	0/0
Steelers	0/0	8/10	4/5	8/12	2/2
Opponents	0/0	6/6	10/10	4/7	0/3

STEELERS 1986 (Won 6, Lost 10)

Schedule

Date	W-L	Score	Opponent	Attendance
9/7	L	30-0	at Seattle	61,461
9/15	L	21-10	Denver	57,305
9/21	L	31-7	at Minnesota	56,795
9/28	W	22-16/OT	at Houston	42,001
10/5	L	27-24	Cleveland	57,327
10/13	L	24-22	at Cincinnati	54,283
10/19	L	34-0	New England	54,743
10/26	W	30-9	Cincinnati	50,815
11/2	W	27-3	Green Bay	52,831
11/9	L	16-12	at Buffalo	72,000
11/16	W	21-10	Houston	49,724
11/23	L	37-31/OT	at Cleveland	76,452
11/30	L	13-10/OT	at Chicago	61,425
12/7	W	27-17	Detroit	45,042
12/13	W	45-24	at N.Y. Jets	58,044
12/21	L	24-19	Kansas City	47,150

Team Statistics

	Pittsburgh	Opponent
Total First Downs	292	303
Rushing	125	97
Passing	140	176
Penalty	27	30
3rd Down: Made/Att	86/232	81/228
3rd Down Pct.	37.1%	35.5%
Total Net Yards	4811	5252
Avg. Per Game	300.7	328.3
Total Plays	1075	1050
Avg. Per Play	4.5	5.0
Net Yards Rushing	2223	1872
Avg. Per Game	138.9	117.0
Total Rushes	564	471
Net Yards Passing	2588	3380
Avg. Per Game	161.8	211.3
Sacked/Yards Lost	20/159	43/289
Gross Yards	2747	3669
Attempts/Completions	491/238	536/311
Completion Pct.	48.5%	58.0%
Had Intercepted	20	20
Punts/Average	89/38.7	82/39.0
Net Punting Avg.	89/30.6	82/31.0
Penalties/Yards	104/853	108/899
Fumbles/Ball Lost	28/16	31/13
Touchdowns	35	39
Rushing	18	10
Passing	16	22
Returns	1	7

Score by Period

	Q1	Q2	Q3	Q4	OT	Pts
Steelers	51	83	90	77	6	307
Opponents	67	129	54	77	9	336

Passing

	Att	Cmp	Yds	Cmp%	TD	Int	Long	Sack/Lost	Rating
Malone	425	216	2444	50.8%	15	18	48	13/97	62.5
Briser	60	21	291	35.0%	0	2	58	6/57	37.6
Campbell	4	0	0	0.0%	0	0	0	1.5	39.6
Newsome	2	1	12	50.0%	1	0	12t	0/0	108.3
Steelers	491	238	2747	48.5%	16	20	58	20/159	59.7
Opponents	536	311	3669	58.0%	22	20	55t	43/289	77.1

Scoring

	TD	Ru	Pa	Rt	PAT	FG	2Pt	Pts
Anderson	0	0	0	0	32/32	21/32	0	95
Abercrombie	8	6	2	0	0/0	0/0	0	48
Jackson	5	5	0	0	0/0	0/0	0	30
Malone	5	5	0	0	0/0	0/0	0	30
Thompson	5	0	5	0	0/0	0/0	0	30
Erenberg	4	1	3	0	0/0	0/0	0	24
Lipps	3	2	1	0	0/0	0/0	0	18
Briser	1	1	0	0	0/0	0/0	0	6
Gothard	1	0	1	0	0/0	0/0	0	6
Sanchez	1	0	0	1	0/0	0/0	0	6
Stallworth	1	0	1	0	0/0	0/0	0	6
Sweeney	1	0	1	0	0/0	0/0	0	6
Steelers	35	18	16	1	32/34	21/32	0	307

Opponents 39 10 22 7 36/38 22/39 0 324

Sacks: Willis 12.0, Gary 6.5, Merriweather 6.0, Nelson 5.0, Hinkle 4.5, G. Williams 3.5, Dunn 2.5, Sims 1.0, Team 1.0, Little 0.5, Cole 0.5

Steelers: 43.0, Opponents: 20.0

2-Pt. Conversions: Steelers 0-0, Opponents 0-0

Rushing

	No.	Yds	Avg	Long	TD
Jackson	216	910	4.2	31	5
Abercrombie	214	877	4.1	38t	6
Erenberg	42	170	4.0	17	1
Malone	31	107	3.5	45	5
Pollard	24	86	3.6	12	0
Hughes	14	32	2.3	8	0
Reeder	6	20	3.3	6	0
Sanders	4	12	3.0	13	0
Briser	6	10	1.7	9	1
Seitz	3	2	0.7	2	0
Lipps	4	-3	-0.8	8	0
Steelers	564	223	3.9	45	18
Opponents	471	1872	4.0	61t	10

Receiving

	No.	Yds	Avg	Long	TD
Abercrombie	47	395	8.4	27	2
Lipps	38	590	15.5	48	3
Stallworth	34	466	13.7	40t	1
Erenberg	27	217	8.0	19	3
Sweeney	21	337	16.0	58	1
Gothard	21	246	11.7	34	1
Thompson	17	191	11.2	20	5
Jackson	17	176	9.9	28	0
Hughes	10	98	9.8	22	0
Sanders	2	19	9.5	10	0
Pollard	2	15	7.5	10	0
Reeder	2	4	2.0	3	0
Steelers	238	2747	11.5	58	16
Opponents	311	3669	11.8	55t	22

Interceptions

	No.	Yds	Avg	Long	TD
Sanchez	3	71	23.7	67t	1
Williams	3	44	14.7	25	0
Shell	3	29	9.7	17	0
Woods	3	26	8.7	23	0
Clayton	3	18	6.0	14	0
Hinkle	3	7	2.3	6	0
Merriweather	2	14	7.0	11	0
Swain	0	9	1.0	1	0
Steelers	20	218	10.9	67t	1
Opponents	20	244	12.2	37t	2

Punting

	No.	Yds	Avg	Net	TB	In	Lg	B
Newsome	86	3447	40.1	38.7	11	18	64	0
Steelers	86	3447	40.1	38.7	11	18	64	0
Opponents	82	3194	39.0	31.0	7	17	69	0

Punt Returns

	Ret	FC	Yds	Avg	Long	TD
Woods	33	12	294	8.9	41	0
Lipps	3	1	16	5.3	10	0
Steelers	36	13	310	8.6	41	0
Opponents	34	14	364	10.7	44	0

Kickoff Returns

	No.	Yds	Avg	Long	TD
Sanchez	25	591	23.6	64	0
Elder	21	425	20.2	36	0
Sanders	8	148	18.5	29	0
Reeder	4	52	13.0	17	0
Hughes	2	16	8.0	16	0
Seitz	2	25	12.5	14	0
Merriweather	1	27	27.0	27	0
Woods	1	17	17.0	17	0
Rostovsky	1	3	3.0	3	0
Sweeney	1	0	0.0	0	0
Steelers	66	1,304	19.8	64	0
Opponents	56	1,362	24.3	100t	3

Field Goals

	1/19	20-29	30-39	40-49	50+
Anderson	0/1	6/7	6/7	9/14	0/3
Steelers	0/1	6/7	6/7	9/14	0/3
Opponents	2/2	6/10	7/11	7/13	0/3

STEELERS 1985 (Won 7, Lost 9)

Schedule

Date	W-L	Score	Opponent	Attendance
9/19	W	45-3	Indianapolis	55,279
9/16	L	17-7	at Cleveland	79,042
9/22	W	20-0	Houston	58,752
9/30	L	37-24	Cincinnati	59,541
10/6	L	24-20	at Miami	72,820
10/13	L	27-13	at Dallas	62,932
10/20	W	23-10	St. Louis	56,478
10/27	L	26-21	at Cincinnati	55,421
11/3	W	10-9	Cleveland	51,976
11/10	W	36-28	at Kansas City	46,126
11/17	W	30-7	at Houston	45,977
11/24	L	30-23	Washington	59,293
12/1	L	31-23	Denver	56,797
12/8	L	54-44	at San Diego	52,098
12/15	W	30-24	Buffalo	35,953
12/21	L	28-10	at N.Y. Giants	66,785

Team Statistics

	Pittsburgh	Opponent
Total First Downs	315	273
Rushing	125	105
Passing	165	144
Penalty	25	24
3rd Down: Made/Att	92/237	71/207
3rd Down Pct.	38.8%	34.3%
Total Net Yards	5350	4659
Avg. Per Game	334.4	291.2
Total Plays	1086	990
Avg. Per Play	4.9	4.7
Net Yards Rushing	2177	1876
Avg. Per Game	136.1	117.3
Total Rushes	541	470
Net Yards Passing	3173	2783
Avg. Per Game	198.3	173.9
Sacked/Yards Lost	33/224	36/305
Gross Yards	3397	3088
Attempts/Completions	512/254	484/287
Completion Pct.	49.6%	59.3%
Had Intercepted	27	20
Punts/Average	79/39.1	86/40.9
Net Punting Avg.	79/32.65	86/32.9
Penalties/Yards	85/665	89/679
Fumbles/Bail Lost	31/9	34/14
Touchdowns	40	43
Rushing	14	19
Passing	23	18
Returns	3	6

Score by Period

	Q1	Q2	Q3	Q4	OT	Pts
Steelers	58	134	83	104	0	379
Opponents	72	129	53	101	0	355

Passing

	Att	Cmp	Yds	Cmp%	TD	Int	Long	Sack/Lost	Rating
Malone	233	117	1428	50.2%	13	7	45t	10/80	75.6
Woodley	183	94	1357	51.4%	6	14	69	13/84	54.7
Campbell	96	43	612	44.8%	4	6	51	10/60	53.7
Steelers	512	254	3397	49.6%	23	27	69	33/224	64.0
Opponents	484	287	3088	59.3%	18	20	75t	36/305	73.3

Scoring

	TD	Ru	Pa	Rt	PAT	FG	2Pt	Pts
Anderson	0	0	0	0	40/40	33/42	0	139
Lipps	15	1	12	2	0/0	0/0	0	90
Abercrombie	9	7	2	0	0/0	0/0	0	54
Stallworth	5	0	5	0	0/0	0/0	0	30
Erenberg	3	0	3	0	0/0	0/0	0	18
Pollard	3	3	0	0	0/0	0/0	0	18
Woodley	2	2	0	0	0/0	0/0	0	12
Malone	1	1	0	0	0/0	0/0	0	6

Thompson	1	0	1	0	0/0	0/0	0	6
Merriweather	1	0	0	1	0/0	0/0	0	6
Steelers	40	14	23	3	40/40	33/42	0	379
Opponents	42	19	18	6	39/40	19/25	0	349

Sacks: Willis 5.5, Hinkle 5.0, Merriweather 4.0, Gary 3.0, Goodman 3.0, Cole 3.0, Catano 3.0, Dunn 2.5, Team 2.0, Carr 1.0, Nelson 1.0, Little 1.0, Woods 1.0, Sims 1.0

Steelers: 36.0, Opponents: 33.0

2-Pt. Conversions: Steelers 0-0, Opponents 0-0

Rushing

	No.	Yds	Avg	Long	TD
Pollard	233	991	4.3	56	3
Abercrombie	227	851	3.8	32t	7
Malone	15	80	5.3	25	1
Woodley	17	71	4.2	13	2
Erenberg	16	67	4.2	12	0
Spencer	13	56	4.3	11	0
Campbell	9	28	3.1	14	0
Morse	8	17	2.1	9	0
Lipps	3	16	5.3	15t	1
Steelers	541	2177	4.0	56	14
Opponents	470	1876	4.0	77t	19

Receiving

	No.	Yds	Avg	Long	TD
Stallworth	75	937	12.5	41	5
Lipps	59	1134	19.2	51	12
Erenberg	33	326	9.9	35	3
Pollard	24	250	10.4	20	0
Abercrombie	24	209	8.7	27	2
Sweeney	16	234	14.6	69	0
Thompson	8	138	17.3	42	1
Gothard	6	83	13.8	24	0
Cunningham	6	61	10.2	17	0
Spencer	3	25	8.3	13	0
Steelers	254	3397	13.4	69	23
Opponents	287	3088	10.8	75t	18

Interceptions

	No.	Yds	Avg	Long	TD
Woodson	5	80	16.0	33	0
Williams	4	47	11.8	29	0
Shell	4	40	10.0	26	0
Merriweather	2	36	18.0	35t	1
Swain	2	4	2.0	4	0
Little	2	0	0.0	3	0
Cole	1	4	4.0	4	0
Steelers	20	211	10.6	35t	0
Opponents	27	409	15.2	57t	5

Punting

	No.	Yds	Avg	Net	TB	In	Lg	B
Newsome	78	3088	39.6	32.5	7	17	59	0
Steelers	78	3088	39.6	32.5	7	17	59	0
Opponents	86	3515	40.9	32.9	10	17	65	0

Punt Returns

	Ret	FC	Yds	Avg	Long	TD
Lipps	36	2	437	12.0	71t	28
Woods	13	2	46	3.5	10	0
Steelers	49	4	483	9.9	71t	2
Opponents	43	8	380	8.8	31	0

&Team Record

Kickoff Returns

	No.	Yds	Avg	Long	TD
Spencer	27	617	22.9	40	0
Erenberg	21	441	21.0	35	0
Lipps	13	237	18.2	24	0
Washington	3	34	11.3	14	0
Tuglie	1	8	8.0	8	0
Steelers	65	1337	20.6	40	0
Opponents	65	1566	24.1	95	0

Field Goals

	1/19	20-29	30-39	40-49	50+
Anderson	1/1	12/13	14/15	5/9	1/4
Steelers	1/1	12/13	14/15	5/9	1/4
Opponents	2/2	2/3	11/12	4/5	0/3

STEELERS 1984 (Won 9, Lost 7)

Schedule

Date	W-L	Score	Opponent	Attendance
9/2	L	37-27	Kansas City	56,709
9/6	W	23-17	at N.Y. Jets	70,564
9/16	W	24-14	L.A. Rams	58,104
9/23	L	20-10	at Cleveland	77,312
10/1	W	38-17	Cincinnati	57,098
10/7	L	31-7	Miami	59,103
10/14	W	20-17	at San Francisco	59,110
10/21	L	17-16	at Indianapolis	60,026
10/28	W	35-10	Atlanta	55,971
11/4	W	35-7	Houston	48,892
11/11	L	22-20	at Cincinnati	52,497
11/19	L	27-24	at New Orleans	66,005
11/25	W	52/24	San Diego	55,586
12/2	L	23-20/OT	at Houston	39,786
12/9	W	23-20	Cleveland	55,825
12/16	W	13-7	at L.A. Raiders	83,056

Team Statistics

	Pittsburgh	Opponent
Total First Downs	302	282
Rushing	117	87
Passing	167	167
Penalty	19	28
3rd Down: Made/Att	92/227	75/225
3rd Down Pct.	40.5%	33.3%
Total Net Yards	5420	4916
Avg. Per Game	338.8	307.3
Total Plays	1052	1016
Avg. Per Play	5.2	4.8
Net Yards Rushing	2179	1617
Avg. Per Game	136.2	101.1
Total Rushes	574	454
Net Yards Passing	3241	3299
Avg. Per Game	202.6	206.2
Sacked/Yards Lost	35/278	47/390
Gross Yards	3519	3689
Attempts/Completions	443/240	515/299
Completion Pct.	54.2%	58.1%
Had Intercepted	25	31
Punts/Average	70/41.2	90/42.4
Net Punting Avg.	70/34.7	90/32.5
Penalties/Yards	112/948	107/945
Fumbles/Ball Lost	40/15	30/11
Touchdowns	45	35
Rushing	13	12
Passing	25	19
Returns	7	4

Score by Period

	Q1	Q2	Q3	Q4	OT	Pts
Steelers	50	147	95	95	0	387
Opponents	26	105	69	107	3	310

Passing

	Att	Cmp	Yds	Cmp%	TD	Int	Long	Sack/Lost	Rating
Malone	272	147	2137	54.0%	16	17	61t	25/211	73.4
Woodley	156	85	1273	54.5%	8	7	80t	10/67	79.9
Campbell	15	8	109	53.3%	1	1	25t	0/0	71.3
Steelers	443	240	3519	54.2%	25	25	80t	35/278	75.6
Opponents	515	299	3689	58.1%	19	31	68	47/390	67.5

Scoring

	TD	Ru	P	Rt	PAT	FG	2Pt	Pts
Anderson	0	0	0	0	45/45	24/32	0	117
Stallworth	11	0	11	0	0/0	0/0	0	66
Lipps	11	1	9	1	0/0	0/0	0	66
Pollard	6	6	0	0	0/0	0/0	0	36
Erenberg	3	2	1	0	0/0	0/0	0	18
Malone	3	3	0	0	0/0	0/0	0	18
Thompson	3	0	3	0	0/0	0/0	0	18
Washington	2	0	0	2	0/0	0/0	0	12
Abercrombie	1	1	0	0	0/0	0/0	0	6
Shell	1	0	0	1	0/0	0/0	0	6
Cunningham	1	0	1	0	0/0	0/0	0	6
Woodruff	1	0	0	1	0/0	0/0	0	6
Steelers	43	13	25	5	45/45	24/32	0	375
Opponents	35	12	19	3	34/35	22/28	0	310

Sacks: Merrileweather 15.0, E. Nelson 7.0, Hinkle 5.5, Willis 5.0, Gary 4.0, Goodman 2.5, Cole 2.0, E. Williams 2.0, Little 1.0, Dunn 1.0, Clayton 1.0, Team 1.0

Steelers: 47.0, Opponents: 35.0

2-Pt. Conversions: Steelers 0-0, Opponents 0-0

Rushing

	No.	Yds	Avg	Long	TD
Pollard	213	851	4.0	52	6
Abercrombie	145	610	4.2	31	1
Erenberg	115	405	3.5	31t	2
Corley	18	89	4.9	23	0
Veals	31	87	2.8	9	0
Lipps	3	71	23.7	36t	1
Malone	25	42	1.7	13t	3
Gillespie	7	18	2.6	9	0
Woodley	11	14	1.3	7	0
Spencer	1	0	0.0	0	0
Colquitt	1	0	-3.0	0	0
Capers	1	-3	-5.0	-3	0
Campbell	3	-5	3.8	-5	0
Steelers	574	2179	3.6	52	13
Opponents	454	1617		31	12

Receiving

	No.	Yds	Avg	Long	TD
Stallworth	80	1395	17.4	51	11
Lipps	45	860	19.1	80t	9
Erenberg	38	358	9.4	25	1
Pollard	21	186	8.9	18	0
Thompson	17	291	17.1	59	3
Abercrombie	16	135	8.4	59	0
Capers	7	81	11.6	19	0
Kolodziejski	5	59	11.8	22	0
Cunningham	4	64	16.0	29	1
D. Nelson	2	31	15.5	19	0
Sweeney	2	25	12.5	16	0
Garrity	2	22	11.0	12	0
Gillespie	1	12	12.0	12	0
Steelers	240	3519	14.7	80t	25
Opponents	299	3689	12.3	68	19

Interceptions

	No.	Yds	Avg	Long	TD
Shell	7	61	8.7	52t	1
Washington	6	138	23.0	69t	2
Woodruff	5	56	11.2	42t	1
Hinkle	3	77	25.7	43	0
E. Williams	3	49	16.3	44	0
Merrileweather	2	9	4.5	8	0
Woods	2	0	0.0	0	0
C. Brown	1	31	31.0	31	0
Cole	1	12	12.0	12	0
Clayton	1	0	0.0	0	0
Steelers	31	433	14.0	69t	4
Opponents	25	371	14.8	70	1

Punting

	No.	Yds	Avg	Net	TB	In	Lg	B
Colquitt	70	2883	41.2	34.7	5	21	62	0
Steelers	70	2883	41.2	34.7	5	21	62	0
Opponents	90	3818	42.4	32.5	10	13	60	0

Punt Returns

	Ret	FC	Yds	Avg	Long	TD
Lipps	53&	0	656&	12.4	76t	1
Woods	6	0	40	6.7	14	0
Clayton	1	0	0	0.0	0	0
Long	1	0	0	0.0	0	0
Steelers	61	0	696	11.4	76t	1
Opponents	37	0	351	9.5	58t	1

Team Record

Kickoff Returns

	No.	Yds	Avg	Long	TD
Erenberg	28	575	20.5	47	0
Spencer	18	373	10.7	40	0
Veals	4	40	10.0	18	0
Corley	1	15	15.0	15	0
Gillespie	1	12	12.0	12	0
C. Brown	1	11	11.0	11	0
Catano	1	0	0.0	0	0
Steelers	54	1026	19.0	47	0
Opponents	61	1338	21.9	97t	1

Field Goals

	1/19	20-29	30-39	40-49	50+
Anderson	0/0	8/9	6/9	8/11	2/3
Steelers	0/0	8/9	6/9	8/11	2/3
Opponents	2/2	5/5	8/10	6/9	1/2

STEELERS 1983 (Won 10, Lost 6)

Schedule

Date	W-L	Score	Opponent	Attendance
9/4	L	14-10	Denver	58,233
9/11	W	25-21	at Green Bay	58,154
9/18	W	40-28	at Houston	44,150
9/25	L	28-23	New England	58,282
10/2	W	17-10	Houston	56,901
10/10	W	24-14	at Cincinnati	56,086
10/16	W	44-17	Cleveland	59,263
10/23	W	27-21	at Seattle	61,615
10/30	W	17-12	Tampa Bay	57,468
11/6	W	26-3	San Diego	58,191
11/13	W	24-13	at Baltimore	57,319
11/20	L	17-14	Minnesota	58,417
11/24	L	45-3	at Detroit	77,724
12/4	L	23-10	Cincinnati	55,832
12/10	W	34-7	at N.Y. Jets	53,996
12/10	L	30-17	at Cleveland	72,313

Team Statistics

	Pittsburgh	Opponent
Total First Downs	312	278
Rushing	156	100
Passing	141	151
Penalty	15	27
3rd Down: Made/Att	99/231	77/216
3rd Down Pct.	42.9%	35.6%
Total Net Yards	5014	4728
Avg. Per Game	313.4	295.5
Total Plays	1075	1006
Avg. Per Play	4.7	4.7
Net Yards Rushing	2610	1833
Avg. Per Game	163.1	114.6
Total Rushes	614	509
Net Yards Passing	2404	2895
Avg. Per Game	150.3	180.9
Sacked/Yards Lost	52/350	50/361
Gross Yards	2754	3256
Attempts/Completions	409/211	447/238
Completion Pct.	51.6%	53.2%
Had Intercepted	23	28
Punts/Average	80/41.9	88/41.1
Net Punting Avg.	80/35.0	88/33.1
Penalties/Yards	99/836	96/782
Fumbles/Ball Lost	42/20	34/17
Touchdowns	39	37
Rushing	17	14
Passing	15	19
Returns	7	4

Score by Period

	Q1	Q2	Q3	Q4	OT	Pts
Steelers	95	105	30	125	0	355
Opponents	80	78	72	73	0	303

Passing

	Att	Cmp	Yds	Cmp%	TD	Int	Long	Sack/Lost	Rating
Stoudt	381	197	2553	51.7%	12	21	52	51/339	60.6
Malone	20	9	124	45.0%	1	2	38	1/11	42.5
Bradshaw	8	5	77	62.5%	2	0	24	0/0	133.9
Steelers	409	211	2754	51.6%	15	23	52	52/350	61.9
Opponents	447	238	3256	53.2%	19	28	76t	50/361	64.9

Scoring

	TD	Ru	Pa	Rt	PAT	FG	2Pt	Pts
Anderson	0	0	0	0	38/39	27/31	0	119
Abercrombie	7	4	3	0	0/0	0/0	0	42
F. Harris	7	5	2	0	0/0	0/0	0	42
Sweeney	5	0	5	0	0/0	0/0	0	30
Pollard	4	4	0	0	0/0	0/0	0	24
Stoudt	4	4	0	0	0/0	0/0	0	24
Cunningham	3	0	3	0	0/0	0/0	0	18
Hinkle	1	0	0	1	0/0	0/0	0	6
Johnson	1	0	0	1	0/0	0/0	0	6
Clayton	1	0	0	1	0/0	0/0	0	6
Marriweather	1	0	0	1	0/0	0/0	0	6

Capers	1	0	1	0	0/0	0/0	0	6
Garrity	1	0	1	0	0/0	0/0	0	6
Steelers	36	17	15	4	38/39	27/31	0	337
Opponents	37	14	19	4	36/37	15/20	0	303

Sacks: Willis 14.0, Gary 7.5, Dunn 6.0, Cole 5.0, Lambert 4.0, Nelson 3.0, Beasley 2.5, Rivera 2.0, Clayton 2.0, Kohrs 1.5, Goodman 1.0, Woodruff 1.0, Merriweather 0.5

Steelers: 50.0, Opponents: 52.0

2-Pt. Conversions: Steelers 0-0, Opponents 0-0

Rushing

	No.	Yds	Avg	Long	TD
F. Harris	279	1007	3.6	19	5
Pollard	135	608	4.5	32	4
Stoudt	77	479	6.2	23	4
Abercrombie	112	446	4.0	50t	4
Hawthorne	5	47	9.4	20	0
T. Harris	2	15	7.5	10	0
Odum	2	7	3.5	4	0
Bradshaw	8	7	0.9	7	0
Sweeney	3	5	1.7	2	0
Steelers	614	2610	4.3	50t	17
Opponents	509	1833	3.6	30	14

Receiving

	No.	Yds	Avg	Long	TD
Sweeney	39	577	14.8	42	5
Cunningham	35	442	12.6	25	3
F. Harris	34	278	8.2	29t	2
Abercrombie	26	391	15.0	51t	3
Hawthorne	19	300	15.8	52	0
Garrity	19	279	14.7	38	1
Pollard	16	127	7.9	17	0
Capers	10	185	18.5	36	1
Stallworth	8	100	12.5	20	0
Skansi	3	39	13.0	21	0
Rodgers	2	36	18.0	25	0
Steelers	211	2754	13.1	52	15
Opponents	238	3256	13.7	76t	19

Interceptions

	No.	Yds	Avg	Long	TD
Woods	5	53	10.6	31	0
Shell	5	18	3.6	18	0
Blount	4	32	8.0	21	0
Woodruff	3	85	28.3	47	0
Johnson	3	84	28.0	34t	1
Merriweather	3	55	18.3	31t	1
Lambert	2	-1	-0.5	0	0
Clayton	1	70	70.0	70t	1
Washington	1	25	25.0	25	0
Hinkle	1	14	14.0	14t	1
Steelers	28	435	15.5	70t	4
Opponents	23	252	11.0	41t	2

Punting

	No.	Yds	Avg	Net	TB	In	Lg	B
Colquitt	80	3352	41.9	35.0	7	20	58	0
Steelers	80	3352	41.9	35.0	7	20	58	0
Opponents	88	3615	41.1	33.1	14	10	61	0

Punt Returns

	Ret	FC	Yds	Avg	Long	TD
Skansi	43	9	363	8.4	57	0
Woods	5	0	46	9.2	13	0
T. Harris	3	0	12	4.0	6	0
Steelers	51	9	421	8.3	57	0
Opponents	44	5	418	9.5	81t	1

Kickoff Returns

	No.	Yds	Avg	Long	TD
Odum	39	758	19.4	35	0
T. Harris	18	289	16.1	32	0
Bingham	1	15	15.0	15	0
Kohrs	1	6	6.0	6	0
Steelers	59	1068	18.1	35	0
Opponents	65	1507	23.2	97t	1

Field Goals

	1/19	20-29	30-39	40-49	50+
Anderson	2/2	8/9	9/10	8/10	0/0
Steelers	2/2	8/9	9/10	8/10	0/0
Opponents	1/1	6/7	6/6	2/5	0/1

STEELERS 1982 (Won 6, Lost 3)

Schedule

Date	W-L	Score	Opponent	Attendance
9/13	W	36-28	at Dallas	63,431
9/19	W	26-20/OT	Cincinnati	53,973
9/26	Cancelled		N.Y. Giants*	
10/3	Cancelled		at Denver*	
10/11	Cancelled		Philadelphia*	
10/17	Cancelled		at Washington*	
10/31	Cancelled		at Cincinnati*	
11/7	Cancelled		Houston*	
11/14	Cancelled		N.Y. Jets*	
11/21	W	24-10	at Houston	42,338
11/28	L	16-0	at Seattle	55,553
12/5	W	35-14	Kansas City	52,090
12/12	L	13-0	at Buffalo	58,391
12/19	L	10-9	at Cleveland	67,139
12/26	W	37-14	New England	50,515
1/2	W	37-21	Cleveland	52,312

*Game cancelled for player strike

Team Statistics

	Pittsburgh	Opponent
Total First Downs	171	174
Rushing	69	92
Passing	91	142
Penalty	11	14
3rd Down: Made/Att	47/121	47/126
3rd Down Pct.	39.0%	37.3%
Total Net Yards	2970	2874
Avg. Per Game	330.0	319.3
Total Plays	583	599
Avg. Per Play	5.1	4.8
Net Yards Rushing	1187	762
Avg. Per Game	131.9	84.7
Total Rushes	289	236
Net Yards Passing	1783	2112
Avg. Per Game	198.1	234.7
Sacked/Yards Lost	19/139	34/273
Gross Yards	1922	2385
Attempts/Completions	275/141	329/176
Completion Pct.	51.3%	53.5%
Had Intercepted	16	17
Punts/Average	49/40.4	53/38.1
Net Punting Avg.	49/35.1	53/30.6
Penalties/Yards	59/459	44/345
Fumbles/Ball Lost	18/7	17/8
Touchdowns	25	17
Rushing	7	5
Passing	17	12
Returns	1	6

Score by Period

	Q1	Q2	Q3	Q4	OT	Pts
Steelers	47	54	38	59	6	204
Opponents	13	43	38	52	0	146

Passing

	Att	Cmp	Yds	Cmp%	TD	Int	Long	Sack/Lost	Rating
Bradshaw	240	127	1768	52.9%	17	11	74t	18/131	81.4
Stoudt	35	14	154	40.0%	0	5	24	1/8	14.2
Steelers	275	141	1922	51.3%	17	16	74t	19/139	70.3
Opponents	329	176	3285	53.5%	12	17	75t	34/273	67.5

Scoring

	TD	Ru	Pa	Rt	PAT	FG	2Pt	Pts
Anderson	0	0	0	0	22/22	10/12	0	52
Stallworth	7	0	7	0	0/0	0/0	0	42
Smith	4	0	4	0	0/0	0/0	0	24
Hawthorne	3	0	3	0	0/0	0/0	0	18
Cunningham	2	0	2	0	0/0	0/0	0	12
Pollard	2	2	0	0	0/0	0/0	0	12
Harris	2	2	0	0	0/0	0/0	0	12
Abercrombie	2	2	0	0	0/0	0/0	0	12
Thornton	1	1	0	0	0/0	0/0	0	6
Pinney	1	0	1	0	0/0	0/0	0	6
Steelers	24	7	17	0	22/22	10/12	0	198

Opponents 17 5 12 0 17/17 9/14 0 146

Sacks: Beasley 6.0, Dunn 6.0, Cole 5.0, Lambert 4.0, Ham 3.0, Toews 2.5, Kohrs

2.0, Goodman 1.5, Shell 1.0, Hinkle 1.0, Woodruff 1.0, Willis 1.0

Steelers: 34.0, Opponents: 19.0

2-Pt. Conversions: Steelers 0-0, Opponents 0-0

Rushing

	No.	Yds	Avg	Long	TD
Harris	140	604	4.3	21	2
Pollard	62	238	3.8	18	2
Abercrombie	21	100	4.8	34	2
Davis	24	72	3.0	9	0
Hawthorne	15	68	4.5	11	0
Thornton	6	33	5.5	13	1
Stoudt	11	28	2.5	8	0
Swann	1	25	25.0	25	0
Bradshaw	8	10	2.3	6	0
Stallworth	1	9	9.0	9	0
Steelers	289	1187	4.1	34	7
Opponents	236	762	3.2	33	5

Receiving

	No.	Yds	Avg	Long	TD
Harris	31	249	8.0	20	0
Stallworth	27	441	16.3	74t	7
Cunningham	21	277	13.2	31	2
Swann	18	265	14.7	60	0
Smith	17	387	22.8	51	4
Hawthorne	12	182	15.2	46t	3
Pollard	6	39	6.5	11	0
Sweeney	5	50	10.0	17	0
Abercrombie	1	14	14.0	14	0
Davis	1	11	11.0	11	0
Thornton	1	4	4.0	4	0
Pinney	1	3	3.0	3t	1
Steelers	141	1922	13.6	74t	17
Opponents	176	2385	13.6	75t	12

Interceptions

	No.	Yds	Avg	Long	TD
Woodruff	5	53	10.6	30	0
Shell	5	27	5.2	18	0
Johnson	2	5	2.5	5	0
Toews	1	20	20.0	20	0
Woods	1	12	12.0	12	0
Lambert	1	6	6.0	6	0
Ham	1	2	2.0	2	0
Blount	1	2	7.0	2	0
Steelers	17	127	7.5	30	0
Opponents	16	168	10.5	28	0

Punting

	No.	Yds	Avg	Net	TB	In	Lg	B
Goodson	49	1981	40.4	35.1	4	11	66	1
Steelers	49	1981	40.4	35.1	4	11	66	1
Opponents	53	2019	38.1	30.6	4	9	54	2

Punt Returns

	Ret	FC	Yds	Avg	Long	TD
Sydnor	22	3	172	7.8	21	0
Woods	13	2	142	10.9	20	0
Merriweather	1	0	3	3.0	3	0
Steelers	36	5	317	8.8	21	0
Opponents	28	4	182	6.5	17	0

Kickoff Returns

	No.	Yds	Avg	Long	TD
Bohannon	14	329	23.5	57	0
Abercrombie	7	139	19.9	46	0
French	2	38	19.0	26	0
Sydnor	2	37	18.5	20	0
Moser	1	18	18.0	18	0
Donnalley	1	8	8.0	8	0
Swann	1	0	0.0	0	0
Steelers	28	569	20.3	57	0
Opponents	36	821	22.8	39	0

Field Goals

	1/19	20-29	30-39	40-49	50+
Anderson	0/0	4/4	1/2	5/5	0/1
Steelers	0/0	4/4	1/2	5/5	0/1
Opponents	0/0	4/4	1/2	5/5	0/1

STEELERS 1981 (Won 8, Lost 8)

Schedule

Date	W-L	Score	Opponent	Attendance
9/6	L	37-33	Kansas City	53,305
9/10	L	30-10	at Miami	74,190
9/20	W	38-10	N.Y. Jets	52,973
9/27	W	27-21	New England	53,344
10/4	W	20-6	at New Orleans	64,578
10/11	W	13-7	Cleveland	53,255
10/18	L	34-7	at Cincinnati	57,090
10/26	W	26-13	Houston	52,732
11/1	L	17-14	San Francisco	52,878
11/8	L	24-21	at Seattle	59,058
11/15	W	34-20	at Atlanta	57,485
11/22	W	32-10	at Cleveland	77,958
11/29	W	24-0	L.A. Rams	51,854
12/7	L	30-27	at Oakland	51,769
12/13	L	17-10	Cincinnati	50,623
12/20	L	21-20	at Houston	41,056

Team Statistics

	Pittsburgh	Opponent
Total First Downs	318	323
Rushing	137	114
Passing	156	181
Penalty	25	28
3rd Down: Made/Att	83/203	90/231
3rd Down Pct.	40.9%	39.0%
Total Net Yards	5598	5652
Avg. Per Game	349.9	353.3
Total Plays	1042	1084
Avg. Per Play	5.4	5.2
Net Yards Rushing	2372	1869
Avg. Per Game	148.3	116.8
Total Rushes	554	500
Net Yards Passing	3226	3783
Avg. Per Game	201.6	236.4
Sacked/Yards Lost	27/231	40/325
Gross Yards	3457	4107
Attempts/Completions	461/247	542/302
Completion Pct.	53.6%	55.5%
Had Intercepted	19	30
Punts/Average	84/43.3	78/42.1
Net Punting Avg.	84/35.3	78/35.8
Penalties/Yards	97/840	112/960
Fumbles/Ball Lost	39/22	31/16
Touchdowns	47	35
Rushing	21	10
Passing	25	22
Returns	1	3

Score by Period

	Q1	Q2	Q3	Q4	OT	Pts
Steelers	90	97	84	79	6	356
Opponents	33	97	58	109	3	297

Passing

	Att	Cmp	Yds	Cmp%	TD	Int	Long	Sack/Lost	Rating
Bradshaw	370	201	2887	54.3%	22	14	90t	17/155	83.9
Malone	88	45	553	51.1%	3	5	30	10/76	58.6
Stoudt	3	1	17	33.3%	0	0	17	0/0	53.5
Steelers	461	247	3457	53.6%	25	19	90t	27/231	78.9
Opponents	544	302	4107	55.5%	22	30	73t	40/325	70.3

Scoring

	TD	Ru	Pa	Rt	PAT	FG	2Pt	Pts
Trout	0	0	0	0	38/46	12/17	0	74
Harris	9	8	1	0	0/0	0/0	0	54
Smith	7	0	7	0	0/0	0/0	0	42
Stallworth	5	0	5	0	0/0	0/0	0	30
Swann	5	0	5	0	0/0	0/0	0	30
Thornton	4	4	0	0	0/0	0/0	0	24
Cunningham	3	0	3	0	0/0	0/0	0	18
Malone	3	2	1	0	0/0	0/0	0	18
Pollard	2	2	0	0	0/0	0/0	0	12
Hawthorne	2	2	0	0	0/0	0/0	0	12
Bradshaw	2	2	0	0	0/0	0/0	0	12
Davis	1	1	0	0	0/0	0/0	0	6
Blount	1	0	0	1	0/0	0/0	0	6
Grossman	1	0	1	0	0/0	0/0	0	6
Pinney	1	0	1	0	0/0	0/0	0	6
Moser	1	0	1	0	0/0	0/0	0	6
Steelers	47	21	25	1	38/46	38/46	0	356

Opponents 34 10 22 3 33/35 18/33 0 291

Sacks: Dunn 8.0, Kohrs 5.5, Beasley 5.0, Greene 4.5, Banaszak 4.0, Greenwood 3.0, Goodman 3.0, Cole 2.5, Lambert 2.0, Winston 1.5, Woodruff 1.0

Steelers: 40.0, Opponents: 27.0

2-Pt. Conversions: Steelers 0-0, Opponents 0-0

Rushing

	No.	Yds	Avg	Long	TD
Harris	242	987	4.1	50	8
Pollard	123	570	4.6	29	2
Davis	47	270	5.7	28	1
Thornton	56	202	3.6	17t	4
Bradshaw	38	162	4.3	16	2
Malone	16	68	4.3	19	2
Hawthorne	25	58	2.3	16	2
Stallworth	1	17	17.0	17	0
Smith	1	15	15.0	15	0
Stoudt	3	11	3.7	10	0
Colquitt	1	8	8.0	8	0
Moser	1	4	4.0	4	0
Steelers	554	2372	4.3	50	21
Opponents	500	1869	3.7	60	10

Receiving

	No.	Yds	Avg	Long	TD
Stallworth	63	1098	17.4	55	5
Cunningham	41	574	14.0	30	3
Harris	37	250	6.8	26	1
Swann	34	505	14.9	44	5
Smith	29	571	19.7	46t	7
Pollard	19	156	8.2	26	0
Thornton	8	78	9.8	30	0
Davis	4	34	8.5	19	0
Hawthorne	4	23	5.8	12	0
Grossman	3	19	6.3	14t	1
Sweeney	2	53	26.5	32	0
Malone	1	90	90.0	90t	1
Moser	1	5	5.0	5t	1
Pinney	1	1	1.0	1t	1
Steelers	247	3457	14.0	90t	25
Opponents	302	4108	13.6	73t	22

Interceptions

	No.	Yds	Avg	Long	TD
Blount	6	106	17.7	50t	1
Lambert	6	76	12.7	31	0
Shell	5	52	10.4	25	0
Thomas	4	18	4.5	16	0
Washington	3	46	15.3	35	0
Fumbles/Ball Lost	2	8	4.0	8	0
Johnson	1	29	29.0	29	0
Ham	1	23	23.0	23	0
Woodruff	1	17	17.0	17	0
Winston	1	1	1.0	1	0
Steelers	30	376	12.5	50t	1
Opponents	19	226	11.9	34	0

Punting

	No.	Yds	Avg	Net	TB	In	Lg	B
Colquitt	84	3641	43.3	35.3	16%	25	74	0
Steelers	84	3641	43.3	35.3	16	25	74	0
Opponents	78	3286	42.1	35.8	4	12	62	0

&Team Record

Punt Returns

	Ret	FC	Yds	Avg	Long	TD
Smith	30	1	204	6.8	28	0
Anderson	20	8	208	10.4	33	0
Steelers	50	9	412	8.2	33	0
Opponents	34	10	358	10.5	87t	2

Kickoff Returns

	No.	Yds	Avg	Long	TD
Anderson	37	825	22.3	35	0
Hawthorne	7	138	19.7	30	0
Moser	3	76	25.3	29	0
Dirden	3	45	15.0	18	0
Davis	1	8	8.0	8	0
Malone	1	3	3.0	3	0
Thornton	1	1	1.0	1	0
Steelers	53	1096	20.7	35	0
Opponents	52	1253	24.1	51	0

Field Goals

	1/19	20-29	30-39	40-49	50+
Trout	4/5	4/4	1/2	3/5	0/1
Steelers	4/5	4/4	1/2	3/5	0/1
Opponents	0/0	5/5	7/10	6/14	0/4

STEELERS 1980 (Won 9, Lost 7)

Schedule

Date	W-L	Score	Opponent	Attendance
9/7	W	31-17	Houston	54,386
9/14	W	20-17	at Baltimore	54,914
9/21	L	30-28	at Cincinnati	52,490
9/28	W	38-3	Chicago	53,987
10/5	W	23:017	at Minnesota	47,583
10/12	L	17-16	Cincinnati	53,668
10/20	L	45-34	Oakland	53,940
10/26	L	27-26	at Cleveland	79,095
11/2	W	22-20	Green Bay	52,165
11/9	W	24-21	at Tampa Bay	71,636
11/16	W	16-13	Cleveland	54,563
11/23	L	28-13	at Buffalo	79,659
11/30	W	23-10	Miami	51,384
12/4	L	6-0	at Houston	53,960
12/14	W	21-16	Kansas City	50,013
12/22	L	26-17	at San Diego	51,785

Team Statistics

	Pittsburgh	Opponent
Total First Downs	308	302
Rushing	111	101
Passing	177	171
Penalty	20	30
3rd Down: Made/Att	101/224	94/232
3rd Down Pct.	45.1%	40.5%
Total Net Yards	5554	5134
Avg. Per Game	347.1	320.9
Total Plays	1033	1036
Avg. Per Play	5.4	5.0
Net Yards Rushing	1986	1762
Avg. Per Game	124.1	110.1
Total Rushes	512	486
Net Yards Passing	3568	3372
Avg. Per Game	223.0	210.8
Sacked/Yards Lost	18/145	37/264
Gross Yards	3832	3517
Attempts/Completions	484/250	532/280
Completion Pct.	51.7%	52.6%
Had Intercepted	24	26
Punts/Average	66/40.2	73/40.7
Penalties/Yards	111/933	93/806
Fumbles/Ball Lost	38/18	23/14
Touchdowns	42	37
Rushing	15	9
Passing	26	25
Returns	1	3

Score by Period

	Q1	Q2	Q3	Q4	OT	Pts
Steelers	79	115	76	82	0	352
Opponents	57	91	81	84	0	313

Passing

	Att	Cmp	Yds	Cmp%	TD	Int	Long	Sack/Lost	Rating
Bradshaw	424	218	218	51.4%	24	22	68t	33/245	75.0
Stout	60	32	493	53.3%	2	2	72	4/19	78.0
Steelers	484	250	3832	51.7%	26	24	72	37/264	75.4
Opponents	532	280	3517	52.6%	25	26	69t	18/145	68.8

Scoring

	TD	Ru	Pa	Rt	PAT	FG	2Pt	Pts
Bahr	0	0	0	0	39/42	19/28	0	96
Smith	9	0	9	0	0/0	0/0	0	54
Swann	7	0	7	0	0/0	0/0	0	42
Harris	6	4	2	0	0/0	0/0	0	36
Hawthorne	4	4	0	0	0/0	0/0	0	24
Thornton	4	3	1	0	0/0	0/0	0	24
Bradshaw	2	2	0	0	0/0	0/0	0	12
Bell	2	0	2	0	0/0	0/0	0	12
Bleier	2	1	1	0	0/0	0/0	0	12
Cunningham	2	0	2	0	0/0	0/0	0	12
Stallworth	1	0	1	0	0/0	0/0	0	6
Sweeney	1	1	0	0	0/0	0/0	0	6
Davis	1	1	0	0	0/0	0/0	0	6
Winston	1	0	0	1	0/0	0/0	0	6
Steelers	42	15	1	1	39/42	19/28	0	352
Opponents	37	9	3	3	34/37	19/29	0	313

Sacks: Greenwood 5.0, Greene 3.5, Furness 3.5, Banaszak 2.5, Beasley 1.0, Cole 1.0, Ham 1.0, Dunn 0.5

Steelers: 18.0, Opponents: 37.0

Rushing

	No.	Yds	Avg	Long	TD
Harris	208	789	3.8	26	4
Bleier	78	340	4.4	19	1
Thornton	78	325	4.2	28	3
Hawthorne	63	226	3.6	15	4
Davis	33	132	4.0	12	1
Bradshaw	36	111	3.1	18	2
Stout	9	35	3.9	12	0
Colquitt	1	17	17.0	17	0
Pollard	4	16	4.0	12	0
Smith	1	-1	-1.0	-1	0
Swann	1	-4	-4.0	-4	0
Steelers	512	1986	3.9	28	15
Opponents	486	1762	3.6	37	9

Receiving

	No.	Yds	Avg	Long	TD
Swann	44	710	16.1	68t	7
Smith	37	711	19.2	45t	9
Harris	30	196	6.5	31	2
Bell	29	748	25.8	72	2
Grossman	23	293	12.7	35	0
Bleier	21	174	8.3	17	1
Cunningham	18	232	12.9	35	2
Thornton	15	131	8.7	29t	1
Sweeney	12	282	23.5	34	1
Hawthorne	12	158	13.2	33	0
Stallworth	9	197	21.9	50t	1
Steelers	250	3832	15.3	72	26
Opponents	280	3517	12.6	69t	25

Interceptions

	No.	Yds	Avg	Long	TD
Shell	7	135	19.3	67	0
Wagner	6	27	4.5	6	0
Blount	4	28	7.0	17	0
Ham	2	16	8.0	15	0
Lambert	2	1	0.5	1	0
Thomas	2	0	0.0	0	0
Cole	1	34	34.0	34	0
Johnson	1	19	19.0	19	0
Woodruff	1	0	0.0	0	0
Steelers	26	260	10.0	67	0
Opponents	24	226	9.4	36	2

Punting

	No.	Yds	Avg	TB	In	Lg	B
Colquitt	61	2483	40.7	5	13	54	0
Bradshaw	5	173	34.6	0	0	44	0
Steelers	66	2656	40.2	5	13	54	0
Opponents	73	2970	40.7	10	18	61	1

Punt Returns

	Ret	FC	Yds	Avg	Long	TD
Bell	34	6	339	10.0	27	0
Smith	7	0	28	4.0	11	0
Cobb	3	0	19	6.3	13	0
Pollard	1	0	5	5.0	5	0
Steelers	45	6	391	8.7	27	0
Opponents	34	6	217	6.4	33	0

Kickoff Returns

	No.	Yds	Avg	Long	TD
Pollard	22	494	22.5	34	0
Anderson	14	379	27.1	63	0
Hawthorne	9	169	18.8	36	0
Davis	9	160	17.7	24	0
Bell	3	50	16.7	21	0
Sweeney	3	42	14.0	25	0
Cobb	1	19	19.0	19	0
Thornton	1	15	15.0	15	0
Winston	1	13	13.0	13	0
Blount	1	9	9.0	9	0
Valentine	1	0	0	0	0
Steelers	65	1,350	20.8	63	0
Opponents	68	1339	19.7	41	0

Field Goals

	1/19	20-29	30-39	40-49	50+
Bahr	2/2	8/9	7/10	2/6	0/1
Steelers	2/2	8/9	7/10	2/6	0/1
Opponents	0/0	8/9	7/11	3/6	1/3

STEELERS 1979 (Won 12, Lost 4)

Schedule

Date	W-L	Score	Opponent	Attendance
9/3	W	16-13/OT	at New England	60,978
9/9	W	38-7	Houston	49,792
9/16	W	24-21	at St. Louis	50,416
9/23	W	17-13	Baltimore	49,483
9/30	L	17-14	at Philadelphia	70,352
10/7	W	51-35	at Cleveland	81,260
10/14	L	34-10	at Cincinnati	52,381
10/22	W	42-7	Denver	49,699
10/28	W	14-3	Dallas	50,199
11/4	W	38-7	Washington	49,462
11/11	W	30-3	at Kansas City	70,132
11/18	L	35-7	at San Diego	51,910
11/25	W	33-30/OT	Cleveland	48,773
12/2	W	37-17	Cincinnati	46,521
12/10	L	20-17	at Houston	55,923
12/16	W	28-0	Buffalo	48,002

Team Statistics

	Pittsburgh	Opponent
Total First Downs	337	260
Rushing	141	95
Passing	179	135
Penalty	17	30
3rd Down: Made/Att	106/245	76/247
3rd Down Pct.	43.2%	30.8%
Total Net Yards	6258	4270
Avg. Per Game	391.1	266.9
Total Plays	1080	1035
Avg. Per Play	5.8	4.1
Net Yards Rushing	2603	1709
Avg. Per Game	162.7	106.8
Total Rushes	561	506
Net Yards Passing	3655	2561
Avg. Per Game	228.4	160.1
Sacked/Yards Lost	27/222	49/351
Gross Yards	3877	2912
Attempts/Completions	492/272	480/226
Completion Pct.	55.3%	47.1%
Had Intercepted	26	27
Punts/Average	68/40.2	100/40.0
Penalties/Yards	108/866	95/744
Fumbles/Ball Lost	47/26	32/15
Touchdowns	52	31
Rushing	25	9
Passing	26	19
Returns	1	3

Score by Period

	Q1	Q2	Q3	Q4	OT	Pts
Steelers	89	114	62	145	6	416
Opponents	57	104	53	48	0	262

Passing

	Att	Cmp	Yds	Cmp%	TD	Int	Long	Sack/Lost	Rating
Bradshaw	472	259	3724	54.9%	26	25	65t	24/196	77.0
Kruczek	20	13	153	65.0%	0	1	31	3/26	67.3
Steelers	492	272	3877	55.3%	26	26	65t	27/222	76.6
Opponents	480	226	2912	47.1%	19	27	64t	49/351	56.4

Scoring

	TD	Ru	Pa	Rt	PAT	FG	2Pt	Pts
Bahr	0	0	0	0	508/52	18/30	0	104
Harris	12	11	1	0	0/0	0/0	0	72
Thornton	10	6	4	0	0/0	0/0	0	60
Stallworth	8	0	8	0	0/0	0/0	0	48
Swann	6	1	5	0	0/0	0/0	0	36
Cunningham	4	0	4	0	0/0	0/0	0	24
Bleier	4	4	0	0	0/0	0/0	0	24
Smith	2	0	2	0	0/0	0/0	0	12
Hawthorne	1	1	0	0	0/0	0/0	0	6
Winston	1	0	0	1	0/0	0/0	0	6
A. Anderson	1	1	0	0	0/0	0/0	0	6
Grossman	1	0	0	1	0/0	0/0	0	6
Moser	1	1	0	0	0/0	0/0	0	6
Brown	1	0	1	0	0/0	0/0	0	6
Steelers	52	25	26	1	50/52	18/30	0	416

Opponents	31	9	19	3	28/31	16/26	0	262
Sacks:	Greenwood 7.0, Furness 7.0, Banaszak 5.5, Ham 5.0, Dunn 5.0, Greene 5.0, Shell 4.0, Lambert 3.5, Cole 2.5, Beasley 1.0, Winston 1.0, Toews 1.0, White 1.0, Valentine 0.5							

Steel-ers: 49.0, Opponents: 27.0

&Team Record

Rushing

	No.	Yds	Avg	Long	TD
Harris	267	1186	4.4	71t	11
Thornton	118	585	5.0	75	6
Bleier	92	454	4.7	70t	4
Hawthorne	28	123	4.4	19	1
A. Anderson	18	118	6.6	31	1
Bradshaw	21	83	4.0	28	0
Moser	11	33	3.0	8	1
Kruczek	4	20	5.0	22	0
Smith	1	12	12.0	12	0
Swann	1	9	9.0	9t	1
Steelers	561	2603	4.6	75	25
Opponents	506	1709	3.4	34	9

Receiving

	No.	Yds	Avg	Long	TD
Stallworth	70	1183	16.9	65t	8
Swann	41	808	19.7	65	5
Cunningham	36	512	14.2	41	4
Harris	36	291	8.1	21	1
Bleier	31	277	8.9	28	0
Smith	17	243	14.3	25	2
Thornton	16	231	14.4	32	4
Grossman	12	217	18.1	54	1
Hawthorne	8	47	5.9	17	0
Bell	3	61	20.3	31	0
Moser	1	6	6.0	6	0
Brown	1	1	1.0	1t	1
Steelers	272	3877	14.3	65t	26
Opponents	226	3912	12.9	64t	19

Interceptions

	No.	Yds	Avg	Long	TD
Lambert	6	29	4.8	23	0
Shell	5	10	2.0	8	0
Wagner	4	31	7.8	19	0
Winston	3	48	16.0	41t	1
Blount	3	1	0.3	1	0
Ham	2	8	4.0	6	0
Woodruff	1	31	31.0	31	0
Johnson	1	20	20.0	20	0
L. Anderson	1	19	19.0	19	0
Banaszak	1	3	3.0	3	0
Steelers	27	200	7.4	41t	1
Opponents	26	401	15.4	77t	1

Punting

	No.	Yds	Avg	TB	In	Lg	B
Colquitt	68	2733	40.2	8	19	61	0
Steelers	68	2733	40.2	8	19	61	0
Opponents	100	3995	40.0	6	23	59	0

Punt Returns

	Ret	FC	Yds	Avg	Long	TD
Bell	45	7	378	8.4	27	0
Smith	16	1	146	9.1	38	0
Woodruff	1	0	0	0.0	0	0
Swann	1	3	-1	-1.0	-1	0
Steelers	63	11	523	8.3	38	0
Opponents	31	10	276	8.9	68	0

Kickoff Returns

	No.	Yds	Avg	Long	TD
L. Anderson	34	732	21.5	44	0
A. Anderson	13	200	15.4	26	0
Hawthorne	2	46	23.0	23	0
Moser	1	6	6.0	6	0
Cole	1	3	3.0	3	0
Steelers	51	987	19.4	44	0
Opponents	81	1668	20.6	38	0

Field Goals

	1/19	20-29	30-39	40-49	50+
Bahr	0/0	6/6	6/11	6/12	0/1
Steelers	0/0	6/6	6/11	6/12	0/1
Opponents	0/0	7/8	5/8	4/9	0/1

STEELERS 1978 (Won 14, Lost 2)

Schedule

Date	W-L	Score	Opponent	Attendance
9/3	W	28-17	at Buffalo	64,147
9/10	W	21-10	at Buffalo	48,277
9/17	W	28-3	at Cincinnati	50,260
9/24	W	15-9/OT	Cleveland	49,513
10/1	W	28-17	at N.Y. Jets	52,058
10/8	W	31-7	Atlanta	48,202
10/15	W	34-14	at Cleveland	81,302
10/23	L	24-17	Houston	48,021
10/29	W	27-24	Kansas City	48,185
11/5	W	20-14	New Orleans	48,525
11/12	L	10-7	at L.A. Rams	63,089
11/19	W	7-6	Cincinnati	47,578
11/27	W	24-7	at San Francisco	51,657
12/3	W	13-3	at Houston	54,267
12/9	W	35-13	Baltimore	41,957
12/16	W	21-17	at Denver	74,104

Team Statistics

	Pittsburgh	Opponent
Total First Downs	316	264
Rushing	133	105
Passing	149	119
Penalty	34	40
3rd Down: Made/Att	112/233	90/231
3rd Down Pct.	48.1%	39.0%
Total Net Yards	4987	4168
Avg. Per Game	311.7	260.5
Total Plays	1046	999
Avg. Per Play	4.8	4.2
Net Yards Rushing	2297	1774
Avg. Per Game	143.6	110.6
Total Rushes	641	513
Net Yards Passing	2690	2394
Avg. Per Game	168.1	149.6
Sacked/Yards Lost	25/271	44/361
Gross Yards	2961	2755
Attempts/Completions	380/212	442/221
Completion Pct.	55.8%	50.0%
Had Intercepted	22	27
Punts/Average	66/40.0	82/39.4
Penalties/Yards	108/943	106/954
Fumbles/Ball Lost	35/17	33/21
Touchdowns	46	22
Rushing	16	11
Passing	28	10
Returns	2	1

Score by Period

	Q1	Q2	Q3	Q4	OT	Pts
Steelers	63	135	76	79	6	356
Opponents	6	63	57	62	0	195

Passing

	Att	Cmp	Yds	Cmp%	TD	Int	Long	Sack/Lost	Rating
Bradshaw	368	207	2915	56.3%	28	20	70	21/222	84.8
Kruczek	11	5	46	45.5%	0	2	21	4/49	17.8
Harris	1	0	0	0.0%	0	0	0	0/0	39.6
Steelers	380	212	2961	55.8%	28	22	70	25/271	81.6
Opponents	442	221	2755	50.0%	10	27	49	44/361	52.0

Scoring

	TD	Ru	Pa	Rt	PAT	FG	2Pt	Pts
Gerela	0	0	0	0	44/45	12/26	0	80
Swann	11	0	11	0	0/0	0/0	0	66
Stallworth	9	0	9	0	0/0	0/0	0	54
Harris	8	0	0	0	0/0	0/0	0	48
Bleier	6	5	1	0	0/0	0/0	0	36
Thornton	3	2	1	0	0/0	0/0	0	18
Cunningham	2	0	2	0	0/0	0/0	0	12
Smith	2	0	2	0	0/0	0/0	0	12
Bradshaw	1	0	0	0	0/0	0/0	0	6
Beil	1	0	1	0	0/0	0/0	0	6
L. Anderson	1	0	1	0	0/0	0/0	0	6
Shell	1	0	0	1	0/0	0/0	0	6
Grossman	1	0	1	0	0/0	0/0	0	6

Steelers	46	16	28	2	44/45	12/26	0	356
Opponents	22	11	10	1	21/22	14/26	0	195

Sacks: Greenwood 8.5, Greene 4.5, Ham 4.0, Dunn 4.0, Toews 3.5, Lambert 3.5, Shell 3.0, Cole 3.0, Banaszak 3.0, White 2.0, Wagner 2.0, Beasley 1.0, Oldham 1.0, Winston 1.0

Steelers: 44.0, Opponents: 25.0

Rushing

	No.	Yds	Avg	Long	TD
Harris	310	1082	3.5	37	8
Bleier	165	633	3.8	24	5
Thornton	71	264	3.7	27	2
Moser	42	153	3.6	15	0
Bradshaw	32	93	2.9	17	1
Deloplain	11	49	4.5	19	0
Maxson	4	9	2.3	7	0
Swann	1	7	7.0	7	0
Kruczek	5	7	1.4	8	0
Steelers	641	2297	3.6	37	16
Opponents	513	1774	3.5	30	11

Receiving

	No.	Yds	Avg	Long	TD
Swann	61	880	14.1	62	11
Stallworth	41	798	19.5	70	9
Grossman	37	448	12.1	26	1
Harris	22	144	6.5	15	0
Bleier	17	168	9.9	32	1
Cunningham	16	321	20.1	48	2
Smith	6	83	13.8	29t	2
Beil	6	53	8.8	15t	1
Thornton	5	66	13.2	24	1
Moser	1	-1	-1.0	-1	0
Bradshaw	0	1		1	0
Steelers	212	2961	14.0	70	28
Opponents	221	2755	12.5	49	10

Interceptions

	No.	Yds	Avg	Long	TD
Dungy	6	95	15.8	65	0
Blount	4	55	13.8	35	0
Lambert	4	41	10.3	24	0
Johnson	4	24	6.0	21	0
Shell	3	21	7.0	20	0
Ham	3	7	2.3	7	0
Wagner	2	34	17.0	20	0
Toews	1	12	12.0	12	0
Steelers	27	289	10.7	65	0
Opponents	22	212	9.6	31	0

Punting

	No.	Yds	Avg	TB	In	Lg	B
Colquitt	66	2642	40.0	4	14	58	0
Steelers	66	2642	40.0	4	14	58	0
Opponents	82	3228	39.4	6	18	60	1

Punt Returns

	Ret	FC	Yds	Avg	Long	TD
Beil	21	2	152	7.2	18	0
Reutershan	20	0	148	7.4	18	0
Smith	9	0	65	7.2	13	0
Terry	7	0	80	11.4	24	0
Shell	1	0	6	6.0	6	0
Steelers	58	2	451	7.8	24	0
Opponents	38	9	239	6.3	42	0

Kickoff Returns

	No.	Yds	Avg	Long	TD
L. Anderson	37	930	25.1	95t	1
Maxson	2	33	16.5	21	0
Thornton	1	37	37.0	37	0
Deloplain	1	19	19.0	19	0
Smith	1	16	16.0	16	0
Moser	1	8	8.0	8	0
Mullins	1	0	0.0	0	0
Steelers	44	1043	23.7	95t	1
Opponents	60	1336	22.3	40	0

Field Goals

	1/19	20-29	30-39	40-49	50+
Bahr	2/2	8/9	7/10	2/6	0/1
Steelers	2/2	8/9	7/10	2/6	0/1
Opponents	0/0	8/9	7/11	3/6	1/3

STEELERS 1977 (Won 9, Lost 5)

Schedule

Date	W-L	Score	Opponent	Attendance
9/19	W	27-0	San Francisco	48,046
9/25	L	16-7	Oakland	50,398
10/2	W	28-14	at Cleveland	80,588
10/9	L	27-10	at Houston	49,226
10/17	W	20-14	Cincinnati	47,950
10/23	W	27-10	Houston	48,517
10/30	L	31-21	at Baltimore	60,225
11/6	L	21-7	at Denver	74,967
11/13	W	35-31	Cleveland	47,055
11/20	W	28-13	Dallas	49,761
11/27	W	23-20	at N.Y. Jets	47,385
12/4	W	30-20	Seattle	45,429
12/10	L	17-10	at Cincinnati	36,133
12/18	W	10-9	at San Diego	50,727

Team Statistics

	Pittsburgh	Opponent
Total First Downs	266	228
Rushing	122	80
Passing	124	112
Penalty	20	36
3rd Down: Made/Att	65/201	64/188
3rd Down Pct.	32.3%	34.0%
Total Net Yards	4645	3692
Avg. Per Game	331.8	263.7
Total Plays	949	882
Avg. Per Play	4.9	4.2
Net Yards Rushing	2258	1723
Avg. Per Game	161.3	123.1
Total Rushes	581	493
Net Yards Passing	2387	1969
Avg. Per Game	170.5	140.6
Sacked/Yards Lost	27/245	32/285
Gross Yards	2632	2254
Attempts/Completions	341/173	357/157
Completion Pct.	50.7%	44.0%
Had Intercepted	21	31
Punts/Average	73/36.3	79/40.3
Penalties/Yards	122/973	82/784
Fumbles/Ball Lost	41/28	28/13
Touchdowns	37	29
Rushing	20	9
Passing	17	16
Returns	0	4

Score by Period

	Q1	Q2	Q3	Q4	OT	Pts
Steelers	30	109	47	97	0	283
Opponents	59	71	44	69	0	243

Passing

	Att	Cmp	Yds	Cmp%	TD	Int	Long	Sack/Lost	Rating
Bradshaw	314	162	2523	51.6%	17	19	65t	26/235	71.2
Graff	12	6	47	50.0%	0	0	21	1/10	20.5
Dungy	8	3	43	37.5%	0	2	18	0/0	16.1
Kruczek	7	2	19	28.6%	0	0	13	0/0	39.6
Steelers	341	173	2632	50.7%	17	21	65t	27/245	67.3
Opponents	357	157	2254	43.9%	16	31	65t	32/285	43.7

Scoring

	TD	Ru	Pa	Rt	PAT	FG	2Pt	Pts
Harris	11	11	0	0	0/0	0/0	0	66
Gerela	0	0	0	0	34/37	9/14	0	61
Stallworth	7	0	7	0	0/0	0/0	0	42
Swann	7	0	7	0	0/0	0/0	0	42
Bleier	4	4	0	0	0/0	0/0	0	24
Bradshaw	3	3	0	0	0/0	0/0	0	18
Cunningham	2	0	2	0	0/0	0/0	0	12
Thornton	2	2	0	1	0/0	0/0	0	12
Lewis	1	0	1	0	0/0	0/0	0	6
Steelers	37	20	17	0	34/37	9/14	0	283
Opponents	29	9	16	4	27/29	14/22	0	243

Sacks: Furness 8.5, White 6.5, Holmes 4.5, Greene 4.0, Greenwood 2.5, Banaszak 2.5, Cole 1.5, Ham 1.0, Toews 1.0

Steelers: 32.0, Opponents: 27.0

Rushing

	No.	Yds	Avg	Long	TD
Harris	300	1162	3.9	61t	11
Bleier	135	465	3.4	16	4
Harrison	36	175	4.9	33	0
Bradshaw	31	171	5.5	26	3
Thornton	27	103	3.8	18	2
Maxson	18	56	3.1	8	0
L. Smith	14	55	3.9	16	0
Stallworth	6	47	7.8	15	0
Swann	2	6	3.0	14	0
Dungy	3	8	2.7	6	0
Deloplain	2	7	3.5	5	0
Graff	5	3	0.6	4	0
Kruczek	1	0	0.0	0	0
Walden	1	0	0.0	0	0
Steelers	581	2258	3.9	61t	20
Opponents	493	1723	3.5	39	9

Receiving

	No.	Yds	Avg	Long	TD
Swann	50	789	15.8	47	7
Stallworth	44	784	17.8	49t	7
Cunningham	20	347	17.4	43t	2
Bleier	18	161	8.9	30	0
Lewis	11	263	23.9	65t	1
Harrison	11	62	5.6	15	0
Maxson	5	70	14.0	34	0
Grossman	5	57	11.4	20	0
J. Smith	4	80	20.0	26	0
Harrison	3	11	3.7	7	0
Thornton	1	5	5.0	5	0
Pough	1	3	3.0	3	0
Steelers	173	2632	15.2	65t	17
Opponents	157	2254	14.4	65t	16

Interceptions

	No.	Yds	Avg	Long	TD
Blount	6	65	10.8	37	0
Allen	5	76	15.2	48	0
Ham	4	17	4.3	9	0
Edwards	3	116	38.7	51	0
Dungy	3	37	12.3	29	0
Shell	3	14	4.7	8	0
White	2	27	13.5	19	0
Thomas	2	10	5.0	12	0
Winston	2	7	3.5	7	0
Lambert	1	5	5.0	5	0
Steelers	31	374	12.1	51	0
Opponents	21	299	14.2	47t	1

Punting

	No.	Yds	Avg	TB	In	Lg	B
Walden	67	2482	37.0	5	13	65	0
Engles	5	169	33.8	0	1	48	0
Steelers	72	2651	36.8	5	14	65	1
Opponents	79	3180	40.3	7	15	63	0

Punt Returns

	Ret	FC	Yds	Avg	Long	TD
J. Smith	36	0	294	8.2	30	0
Swann	9	0	88	9.8	31	0
Deloplain	1	0	7	7.0	7	0
Steelers	46	0	389	8.5	31	0
Opponents	34	11	380	11.2	87t	1

Kickoff Returns

	No.	Yds	Avg	Long	TD
J. Smith	16	381	23.8	37	0
L. Smith	16	365	22.8	33	0
Pough	7	106	15.1	22	0
Maxson	5	120	24.0	43	0
Deloplain	1	18	18.0	18	0
Steelers	45	990	22.0	43	0
Opponents	48	1080	22.5	48	0

Field Goals

	1/19	20-29	30-39	40-49	50+
Gerela	0/0	4/5	2/2	3/6	0/1
Steelers	0/0	4/5	2/2	3/6	0/1
Opponents	1/1	6/8	2/4	5/8	0/1

STEELERS 1976 (Won 10, Lost 4)

Schedule

Date	W-L	Score	Opponent	Attendance
9/12	L	31-28	at Oakland	51,371
9/19	W	31-14	Cleveland	49,169
9/26	L	30-27	New England	47,379
10/4	L	17-6	at Minnesota	47,809
10/10	L	18-16	at Cleveland	76,411
10/17	W	23-6	Cincinnati	48,311
10/24	W	27-0	at N.Y. Giants	69,783
10/31	W	23-0	San Diego	45,484
11/7	W	45-0	at Kansas City	71,516
11/14	W	14-3	Miami	48,945
11/21	W	32-16	Houston	47,947
11/28	W	7-3	at Cincinnati	55,142
12/5	W	42-0	Tampa Bay	43,385
12/11	W	21-0	at Houston	44,743

Team Statistics

	Pittsburgh	Opponent
Total First Downs	271	182
Rushing	163	68
Passing	94	96
Penalty	14	17
3rd Down: Made/Att	81/204	61/210
3rd Down Pct.	38.9%	29.0%
Total Net Yards	4637	3322
Avg. Per Game	331.2	237.3
Total Plays	957	866
Avg. Per Play	4.8	3.8
Net Yards Rushing	2971	1457
Avg. Per Game	212.2	104.1
Total Rushes	653	452
Net Yards Passing	1666	1865
Avg. Per Game	119.0	133.2
Sacked/Yards Lost	27/269	41/313
Gross Yards	1935	2178
Attempts/Completions	277/143	373/158
Completion Pct.	51.6%	42.4%
Had Intercepted	12	22
Punts/Average	76/39.2	94/37.4
Penalties/Yards	111/836	80/637
Fumbles/Ball Lost	40/19	42/24
Touchdowns	43	14
Rushing	33	5
Passing	10	9
Returns	0	0

Score by Period

	Q1	Q2	Q3	Q4	OT	Pts
Steelers	37	57	69	116	0	279
Opponents	15	44	36	43	0	138

Passing

	Att	Cmp	Yds	Cmp%	TD	Int	Long	Sack/Lost	Rating
Bradshaw	192	92	1177	47.9%	10	9	50	16/64	65.3
Kruczek	85	51	758	60.0%	0	3	64	11/105	74.7
Steelers	277	143	1935	51.6%	10	12	64	27/269	68.2
Opponents	373	158	2178	42.4%	9	22	69t	41/313	45.2

Scoring

	TD	Ru	Pa	Rt	PAT	FG	2Pt	Pts
Harris	14	14& 0	0	0	0/0	0/0	0	84
Gerela	0	0	0	0	40/43	14/26	0	82
Bleier	5	5	0	0	0/0	0/0	0	30
Harrison	4	4	0	0	0/0	0/0	0	24
Stallworth	3	1	2	0	0/0	0/0	0	18
Bradshaw	3	3	0	0	0/0	0/0	0	18
Swann	3	0	3	0	0/0	0/0	0	18
Lewis	2	1	1	0	0/0	0/0	0	12
Deloplaire	2	2	0	0	0/0	0/0	0	12
Kruczek	2	2	0	0	0/0	0/0	0	12
Bell	1	0	1	0	0/0	0/0	0	6
Grossman	1	0	1	0	0/0	0/0	0	6
Cunningham	1	0	1	0	0/0	0/0	0	6
Pough	1	0	1	0	0/0	0/0	0	6
Fuqua	1	1	0	0	0/0	0/0	0	6
Toews	0	0	0	0	0/0	0/0	1	2
Steelers	43	33	10	0	40/43	14/26	1	342
Opponents	14	5	9	0	12/14	14/24	0	138

Sacks: Greene 6.0, Ham 4.5, Greenwood 4.5, Holmes 4.0, Lambert 3.5, White 3.0, Russell 3.0, Banaszak, 3.0, Toews 2.5, Furness 2.5, Wagner 2.0, Shell 1.5, Allen 0.5, Edwards 0.5

Steelers: 41.0, Opponents: 27.0

&Team Record

Rushing

	No.	Yds	Avg	Long	TD
Harris	289	1128	3.9	30	14&
Bleier	220	1036	4.7	28	5
Harrison	54	235	4.4	27	4
Bradshaw	31	219	7.1	17	3
Kruczek	18	106	5.9	22t	2
Deloplaire	17	91	5.4	19	2
Fuqua	15	63	4.2	12	1
Lewis	2	24	12.0	16t	1
Pough	2	8	4.0	6	0
Walden	3	7	2.3	7	0
Bell	1	5	5.0	5	0
Swann	1	2	2.0	2	0
Stallworth	0	47	47.0	47t	1
Steelers	653	2971	4.5	47t	33
Opponents	452	1457	3.2	30	5

&Team Record

Receiving

	No.	Yds	Avg	Long	TD
Swann	28	516	18.4	47	3
Bleier	24	294	12.3	32	0
Harris	23	151	6.6	39	0
Lewis	17	306	18.0	64	1
Grossman	15	181	12.1	35	1
Stallworth	9	111	12.3	25	2
Pough	8	161	20.1	50	1
Brown	7	97	13.9	35	0
Cunningham	5	49	9.8	20	1
Bell	3	43	14.3	19	1
Harrison	2	19	9.5	10	0
Fuqua	1	4	4.0	4	0
Deloplaire	1	3	3.0	3	0
Steelers	143	1935	13.5	64	10
Opponents	158	2178	13.8	69t	9

Interceptions

	No.	Yds	Avg	Long	TD
Edwards	6	95	15.8	55	0
Blount	6	75	12.5	28	0
Thomas	2	43	21.5	38	0
Lambert	2	32	16.0	22	0
Ham	2	13	6.5	13	0
Wagner	2	0	0.0	0	0
Shell	1	4	4.0	4	0
Russell	1	0	0.0	0	0
Steelers	22	262	11.9	55	0
Opponents	12	106	8.8	30	0

Punting

	No.	Yds	Avg	TB	In	Lg	B
Walden	76	2982	39.2	13	33	58	1
Steelers	76	2982	39.2	13	33	58	1
Opponents	94	3513	37.4	4	11	63	1

Punt Returns

	Ret	FC	Yds	Avg	Long	TD
Bell	39	2	390	10.0	35	0
Deloplaire	17	0	150	8.8	36	0
Fuqua	11	0	77	7.0	13	0
Swann	3	0	11	3.8	7	0
Edwards	1	0	8	8.0	8	0
Steelers	71	2	636	9.0	36	0
Opponents	36	0	206	5.7	32	0

Kickoff Returns

	No.	Yds	Avg	Long	TD
Pough	18	369	20.5	29	0
Deloplaire	17	385	22.6	39	0
Fuqua	4	75	18.8	26	0
Harrison	1	26	26.0	26	0
Clack	1	0	0.0	0	0
Steelers	41	855	20.9	39	0
Opponents	61	1824	21.0	47	0

Field Goals

	1/19	20-29	30-39	40-49	50+
Gerela	1/1	3/7	6/10	4/7	0/1
Steelers	1/1	3/7	6/10	4/7	0/1
Opponents	1/1	4/5	0/2	8/13	1/3

STEELERS 1975 (Won 12, Lost 2)

Schedule

Date	W-L	Score	Opponent	Attendance
9/21	W	37-0	at San Diego	37,987
9/28	L	30-21	Buffalo	49,348
10/5	W	42-6	at Cleveland	73,595
10/12	W	20-9	Denver	49,164
10/19	W	34-3	Chicago	47,579
10/26	W	16-13	at Green Bay	52,815
11/2	W	30-24	at Cincinnati	58,418
11/9	W	24-17	Houston	49,460
11/16	W	28-3	Kansas City	48,803
11/24	W	32-9	at Houston	49,947
11/30	W	20-7	at N.Y. Jets	52,618
12/7	W	31-17	Cleveland	47,962
12/13	W	35-14	Cincinnati	48,889
12/20	L	10-3	at L.A. Rams	69,389

Team Statistics

	Pittsburgh	Opponent
Total First Downs	288	214
Rushing	149	91
Passing	125	97
Penalty	14	26
3rd Down: Made/Att	92/205	79/216
3rd Down Pct.	44.9%	36.6%
Total Net Yards	4887	3661
Avg. Per Game	349.1	261.5
Total Plays	949	870
Avg. Per Play	5.1	4.2
Net Yards Rushing	2633	1825
Avg. Per Game	188.1	130.4
Total Rushes	581	431
Net Yards Passing	2254	1836
Avg. Per Game	161.0	131.1
Sacked/Yards Lost	31/290	43/358
Gross Yards	2544	2194
Attempts/Completions	337/191	369/183
Completion Pct.	56.7%	46.2%
Had Intercepted	27	12
Punts/Average	69/39.4	90/40.1
Penalties/Yards	89/756	85/700
Fumbles/Ball Lost	34/23	22/10
Touchdowns	46	19
Rushing	22	8
Passing	21	9
Returns	3	2

Score by Period

	Q1	Q2	Q3	Q4	OT	Pts
Steelers	63	118	81	111	0	373
Opponents	9	62	23	68	0	162

Passing

	Att	Cmp	Yds	Cmp%	TD	Int	Long	Sack/Lost	Rating
Bradshaw	286	165	2055	57.7%	18	9	59	31/290	88.2
Gilliam	48	24	450	50.0%	3	3	53	0/0	77.6
Walden	3	2	39	66.7%	0	0	20	0/0	109.7
Steelers	337	191	2544	56.7%	21	12	59	31/290	86.5
Opponents	396	183	2194	46.2%	9	27	51	43/358	43.0

Scoring

	TD	Ru	Pa	Rt	PAT	FG	2Pt	Pts
Gerela	0	0	0	0	44/46	17/21	0	95
Swann	11	0	11	0	0/0	0/0	0	66
Harris	11	10	1	0	0/0	0/0	0	66
Collier	4	3	0	1	0/0	0/0	0	24
Stallworth	4	0	4	0	0/0	0/0	0	24
Harrison	3	3	0	0	0/0	0/0	0	18
Bradshaw	3	3	0	0	0/0	0/0	0	18
Bleier	2	2	0	0	0/0	0/0	0	12
Lewis	2	0	2	0	0/0	0/0	0	12
Mullins	1	0	0	1	0/0	0/0	0	6
Grossman	1	0	1	0	0/0	0/0	0	6
Garrett	1	0	1	0	0/0	0/0	0	6
L. Brown	1	0	1	0	0/0	0/0	0	6
Fuqua	1	1	0	0	0/0	0/0	0	6

Thomas	1	0	0	1	0/0	0/0	0	6
White	0	0	0	0	0/0	0/0	1	2
Steelers	46	22	21	3	44/46	17/21	1	373
Opponents	19	8	9	2	15/19	11/18	0	162

Sacks: Holmes 8.5, White 7.5, Furness 6.5, Greenwood 6.0, Greene 3.0, Ham 3.0, Russell 3.0, Toews 2.5, Banaszak 2.0, Lambert 1.0
Steelers: 43.0, Opponents: 31.0

Rushing

	No.	Yds	Avg	Long	TD
Harris	262	1246	4.8	36	10
Bleier	140	528	3.8	17	2
Fuqua	74	285	3.9	18	1
Bradshaw	35	210	6.0	27	3
Harrison	43	191	4.4	17	3
Collier	21	124	5.9	23	3
Lewis	2	36	18.0	24	0
Swann	3	13	4.3	11	0
Hanratty	1	0	0.0	0	0
Steelers	581	2633	4.5	36	22
Opponents	431	1825	4.2	88t	8

Receiving

	No.	Yds	Avg	Long	TD
Swann	49	781	15.9	43t	11
Harris	28	214	7.6	44t	1
Stallworth	20	423	21.2	59	4
Fuqua	18	146	8.1	21	0
Lewis	17	308	18.1	40	2
L. Brown	16	244	15.3	27	1
Bleier	15	65	4.3	13	0
Garrett	13	178	13.7	45	1
Grossman	11	135	12.3	21	1
Shell	2	39	19.5	20	0
Collier	1	7	7.0	7	0
Harrison	1	4	4.0	4	0
Steelers	191	2544	13.3	59	21
Opponents	183	2194	12.0	59t	9

Interceptions

	No.	Yds	Avg	Long	TD
Blount	11&	121	11.0	47	0
Wagner	4	122	30.5	65	0
Edwards	3	68	22.7	47	0
Thomas	3	44	14.7	14	0
Lambert	2	35	17.5	24	0
Allen	2	0	0.0	0	0
Shell	1	29	29.0	29	0
Ham	1	2	2.0	2	0
Steelers	27	421	15.6	65	0
Opponents	12	47	3.9	25	0

&Team Record

Punting

	No.	Yds	Avg	Lg	B
Walden	69	2717	39.4	67	1
Steelers	69	2717	39.4	67	1
Opponents	90	3612	40.1	68	1

Punt Returns

	Ret	FC	Yds	Avg	Long	TD
Edwards	25	3	267	10.7	25	0
D. Brown	22	9	217	9.9	48	0
Swann	7	1	64	9.1	21	0
Steelers	54	13	548	10.5	48	0
Opponents	36	3	199	5.5	19	0

Kickoff Returns

	No.	Yds	Avg	Long	TD
Collier	22	523	23.8	94t	1
Blount	8	139	17.4	23	0
D. Brown	6	126	21.0	26	0
Harris	1	27	27.0	27	0
Fuqua	1	0	0.0	0	0
Steelers	38	815	21.4	94t	1
Opponents	64	1304	20.4	40	0

Field Goals

	1/19	20-29	30-39	40-49	50+
Gerela	4/4	7/7	5/7	1/2	0/1
Steelers	4/4	7/7	5/7	1/2	0/1
Opponents	0/0	5/5	5/7	1/6	0/0

STEELERS 1974 (Won 10, Lost 3, Tied 1)

Schedule

Date	W-L	Score	Opponent	Attendance
9/15	W	30-0	Baltimore	48,890
9/22	T	35-35/OT	at Denver	51,068
9/29	L	17-0	Oakland	48,304
10/6	W	13-7	at Houston	30,049
10/13	W	34-24	at Kansas City	65,517
10/20	W	20-16	Cleveland	48,100
10/28	W	24-17	Atlanta	48,094
11/3	W	27-0	Philadelphia	47,996
11/10	L	17-10	at Cincinnati	57,532
11/17	W	26-16	at Cleveland	77,739
11/25	W	28-7	at New Orleans	71,907
12/1	L	13-10	Houston	41,195
12/8	W	21-17	at New England	52,107
12/14	W	27-3	Cincinnati	42,878

Team Statistics

	Pittsburgh	Opponent
Total First Downs	251	200
Rushing	136	87
Passing	98	83
Penalty	17	30
3rd Down: Made/Att	89/227	68/208
3rd Down Pct.	39.2%	32.7%
Total Net Yards	4375	3074
Avg. Per Game	312.5	219.6
Total Plays	950	863
Avg. Per Play	4.6	3.6
Net Yards Rushing	2417	1608
Avg. Per Game	172.6	114.9
Total Rushes	546	472
Net Yards Passing	1958	1466
Avg. Per Game	139.2	104.7
Sacked/Yards Lost	18/196	52/406
Gross Yards	2154	1872
Attempts/Completions	386/166	339/147
Completion Pct.	43.0%	43.4%
Had Intercepted	21	25
Punts/Average	78/39.0	91/41.2
Penalties/Yards	104/978	76/575
Fumbles/Ball Lost	33/19	38/22
Touchdowns	35	22
Rushing	19	7
Passing	12	14
Returns	4	1

Score by Period

	Q1	Q2	Q3	Q4	OT	Pts
Steelers	69	102	78	56	0	305
Opponents	41	74	44	30	0	189

Passing

	Att	Cmp	Yds	Cmp%	TD	Int	Long	Sack/Lost	Rating
Gilliam	212	96	1274	45.3%	4	8	61t	7/79	55.4
Bradshaw	148	67	785	45.3%	7	8	56	10/104	55.1
Hanratty	26	3	95	11.5%	1	5	35	1/13	15.4
Steelers	386	166	2154	43.0%	12	21	61t	18/196	49.0
Opponents	339	174	1872	43.4%	14	25	52	52/406	44.1

Scoring

	TD	Ru	Pa	Rt	PAT	FG	2Pt	Pts
Gerela	0	0	0	0	33/35	20/29	0	93
Harris	6	5	1	0	0/0	0/0	0	36
Pearson	4	4	0	0	0/0	0/0	0	24
Lewis	4	0	4	0	0/0	0/0	0	24
S. Davis	3	2	1	0	0/0	0/0	0	18
Fuqua	3	0	2	1	0/0	0/0	0	18
Wann	2	2	0	0	0/0	0/0	0	12
Bleier	2	2	0	0	0/0	0/0	0	12
Bradshaw	2	2	0	0	0/0	0/0	0	12
Gilliam	1	1	0	0	0/0	0/0	0	6
Edwards	1	0	0	1	0/0	0/0	0	6
Blount	1	0	0	1	0/0	0/0	0	6
Shanklin	1	0	1	0	0/0	0/0	0	6
Thomas	1	0	0	1	0/0	0/0	0	6
Brown	1	0	1	0	0/0	0/0	0	6
Stallworth	1	0	1	0	0/0	0/0	0	6
Mullins	1	0	1	0	0/0	0/0	0	6
Harrison	1	1	0	0	0/0	0/0	0	6
Greenwood	0	0	0	0	0/0	0/0	1	2
Steelers	35	19	12	4	33/35	20/29	1	305

Opponents 22 7 14 1 21/22 12/17 0 189
 Sacks: Holmes 11.5, Greenwood 11.0, Greene 9.0, White 8.5, Russell 5.0, Furness 3.0, Lambert 2.0, Ham 1.0, Kellum 0.5, Toews 0.5
 Steelers: 52.0, Opponents: 18.0

Rushing

	No.	Yds	Avg	Long	TD
Harris	208	1006	4.8	54	5
Bleier	88	373	4.2	18	2
Pearson	70	317	4.5	53	4
S. Davis	71	246	3.5	22	2
Bradshaw	34	224	6.6	34	2
Fuqua	50	156	3.2	14	2
Gilliam	14	41	2.9	13	1
Harrison	6	30	5.0	15	1
Lewis	2	25	12.5	22	0
Swann	1	14	14.0	14	0
Hanratty	1	-6	-6.0	-6	0
Stallworth	1	-9	-9.0	-9	0
Steelers	546	2417	4.4	54	19
Opponents	472	1608	3.4	47t	7

Receiving

	No.	Yds	Avg	Long	TD
Lewis	30	365	12.2	31t	4
Harrison	23	200	8.7	31t	1
Shanklin	19	324	17.1	35	1
Brown	17	190	11.2	35	1
Stallworth	16	289	16.8	56	1
Grossman	13	164	12.6	32	0
Swann	11	208	18.9	54t	2
S. Davis	11	152	13.8	61t	1
Pearson	11	118	10.7	31	0
Bleier	7	87	12.3	24	0
Fuqua	6	68	11.3	18	0
Mullins	1	7	7.0	7t	1
Harrison	1	2	2.0	2	0
Steelers	166	2154	13.0	61t	12
Opponents	147	1872	12.7	52	14

Interceptions

	No.	Yds	Avg	Long	TD
Edwards	5	153	30.6	59	1
Thomas	5	22	4.4	14	0
Ham	5	13	2.6	10	0
Blount	2	74	37.0	52t	1
Lambert	2	19	19.0	19	0
Wagner	2	13	6.5	9	0
Greene	1	26	26.0	26	0
Kellum	1	0	0.0	0	0
Russell	1	0	0.0	0	0
Shell	1	0	0.0	0	0
Steelers	25	320	12.8	59	2
Opponents	21	222	10.6	62	1

Punting

	No.	Yds	Avg	Lg	B
Walden	68	3040	39.0	65	0
Steelers	68	3040	39.0	65	0
Opponents	91	3749	41.2	62	0

Punt Returns

	Ret	FC	Yds	Avg	Long	TD
Swann	41	3	577	14.1	59	1
Edwards	16	0	128	8.0	19	0
Conn	10	0	69	5.9	18	0
Steelers	67	3	774	11.6	69	1
Opponents	47	4	413	8.8	74	0

Kickoff Returns

	No.	Yds	Avg	Long	TD
S. Davis	12	269	22.4	34	0
Pearson	12	258	21.5	25	0
Blount	5	152	30.4	60	0
Harrison	4	72	18.0	27	0
Bleier	3	67	22.3	35	0
Edwards	2	31	15.5	19	0
Swann	2	11	5.5	11	0
Conn	1	34	34.0	34	0
Allen	1	7	7.0	7	0
Steelers	42	901	21.5	60	0
Opponents	56	1,275	22.8	45	0

Field Goals

	1/19	20-29	30-39	40-49	50+
Gerela	0/0	8/9	8/12	4/7	0/1
Steelers	0/0	8/9	8/12	4/7	0/1
Opponents	1/1	3/4	6/7	2/5	0/0

STEELERS 1973 (Won 10, Lost 4)

Schedule

Date	W-L	Score	Opponent	Attendance
9/16	W	24-10	Detroit	48,913
9/23	W	33-6	Cleveland	49,936
9/30	W	36-7	at Houston	39,331
10/7	W	38-21	San Diego	48,795
10/14	L	19-7	at Cincinnati	55,819
*10/21	W	26-14	N.Y. Jets	48,682
10/28	W	20-13	Cincinnati	45,761
11/5	W	21-16	Washington	48,969
11/11	W	17-9	at Oakland	47,535
11/18	L	23-13	Denver	48,580
11/25	L	21-16	at Cleveland	67,773
12/3	L	30-26	at Miami	68,901
12/9	W	33-7	Houston	38,004
12/15	W	37-14	at San Francisco	52,752

* Game played at Three Rivers Stadium was technically an away game. The Jets could not host a home game due to the World Series being played at Shea Stadium.

Team Statistics

	Pittsburgh	Opponent
Total First Downs	217	210
Rushing	111	95
Passing	89	91
Penalty	17	24
3rd Down: Made/Att	84/223	69/207
3rd Down Pct.	37.7%	33.3%
Total Net Yards	4070	3324
Avg. Per Game	290.7	237.4
Total Plays	894	880
Avg. Per Play	4.6	3.8
Net Yards Rushing	2143	1652
Avg. Per Game	153.1	118.0
Total Rushes	555	488
Net Yards Passing	1927	1672
Avg. Per Game	137.6	119.4
Sacked/Yards Lost	30/230	33/251
Gross Yards	2157	1923
Attempts/Completions	309/140	359/164
Completion Pct.	45.3%	45.7%
Had Intercepted	26	37
Punts/Average	62/41.1	75/42.4
Penalties/Yards	84/817	86/757
Fumbles/Ball Lost	36/14	41/18
Touchdowns	37	22
Rushing	12	8
Passing	20	11
Returns	5	3

Score by Period

	Q1	Q2	Q3	Q4	OT	Pts
Steelers	60	93	83	111	0	347
Opponents	56	56	27	71	0	210

Passing

	Att	Cmp	Yds	Cmp%	TD	Int	Long	Sack/Lost	Rating
Bradshaw	180	89	1183	49.4%	10	15	67	24/186	54.7
Hanratty	69	31	643	44.9%	8	5	53t	3/27	86.6
Gilliam	60	20	331	33.3%	2	6	46t	3/7	24.3
Steelers	309	140	2157	45.3%	20	26	67	30/230	55.3
Opponents	359	164	1923	45.7%	11	37	84t	33/251	33.3

Scoring

	TD	Ru	Pa	Rt	PAT	FG	2Pt	Pts
Gerela	0	0	0	0	36/37	29/43	0	123
Shanklin	10	0	10	0	0/0	0/0	0	60
P. Pearson	4	2	2	0	0/0	0/0	0	24
Bradshaw	3	3	0	0	0/0	0/0	0	18
Harris	3	3	0	0	0/0	0/0	0	18
B. Pearson	3	0	3	0	0/0	0/0	0	18
Lewis	3	0	3	0	0/0	0/0	0	18
S. Davis	3	3	1	0	0/0	0/0	0	18
Fuqua	2	3	0	0	0/0	0/0	0	12
McMakin	1	0	1	0	0/0	0/0	0	6
Edwards	1	0	0	1	0/0	0/0	0	6
Wagner	1	0	0	1	0/0	0/0	0	6
Ham	1	0	0	1	0/0	0/0	0	6
Russell	1	0	0	1	0/0	0/0	0	6
Rowser	1	0	0	1	0/0	0/0	0	6

White	0	0	0	0	0/0	0/0	1	2
Steelers	37	12	20	5	36/37	29/43	1	347
Opponents	22	8	11	3	21/21	19/29	0	210

Sacks: Greenwood 8.5, White 7.5, Holmes 7.0, Greene 4.0, Russell 2.0, Ham 1.0, Furness 1.0, H. Davis 1.0, Keating 1.0

Steelers: 33.0, Opponents: 30.0

Rushing

	No.	Yds	Avg	Long	TD
Harris	188	698	3.7	35	3
P. Pearson	132	554	4.2	47	2
Fuqua	117	457	3.9	25	2
S. Davis	67	266	4.0	27	2
Bradshaw	34	145	4.3	21	3
Gilliam	6	23	3.8	14	0
Shanklin	3	1	0.3	10	0
Bleier	3	0	0.0	1	0
Hanratty	3	0	0.0	0	0
Walden	1	0	0.0	0	0
Lewis	1	-1	-1.0	0	0
Steelers	555	2143	3.9	47	12
Opponents	488	1652	3.4	50	8

Receiving

	No.	Yds	Avg	Long	TD
Shanklin	30	711	23.7	67	10
Lewis	23	409	17.8	53t	3
B. Pearson	23	317	13.8	46t	3
Fuqua	17	150	8.8	22	0
McMakin	13	195	15.0	44	1
P. Pearson	11	173	15.7	36	2
Harris	10	69	6.9	19	0
S. Davis	7	31	4.4	9	1
Brown	5	88	17.6	45	0
D. Davis	1	14	14.0	14	0
Steelers	140	2157	15.4	67	20
Opponents	164	1923	11.7	84t	11

Interceptions

	No.	Yds	Avg	Long	TD
Wagner	8	134	16.8	38	0
Edwards	6	186	31.0	86t	1
Rowser	6	131	21.8	71t	1
Blount	4	82	20.5	24	0
Russell	3	54	18.0	45t	1
Ham	2	30	15.0	27	0
H. Davis	2	23	11.5	15	0
Toews	2	13	6.5	8	0
White	2	10	5.0	8	0
Thomas	1	10	10.0	10	0
Dockery	1	0	0.0	0	0
Steelers	37	673	18.2	86t	3
Opponents	26	512	19.7	55	2

Punting

	No.	Yds	Avg	Lg	B
Walden	62	2548	41.1	57	1
Steelers	62	2548	41.1	57	1
Opponents	75	3182	42.4	60	1

Punt Returns

	Ret	FC	Yds	Avg	Long	TD
Edwards	34	5	376	9.9	44	0
Meyer	18	2	80	4.4	18	0
Bleier	0	2	0	0	0	0
Steelers	52	9	416	8.0	44	0
Opponents	37	8	308	8.3	62	0

Kickoff Returns

	No.	Yds	Avg	Long	TD
P. Pearson	16	308	19.3	28	0
S. Davis	15	404	26.9	48	0
Bleier	3	47	15.7	20	0
Harris	1	23	23.0	23	0
Fuqua	1	22	22.0	22	0
Hanneman	1	20	20.0	20	0
Edwards	1	10	10.0	10	0
Webster	1	9	9.0	9	0
Mansfield	1	0	0.0	0	0
Steelers	40	843	21.1	48	0
Opponents	59	1,357	23.0	46	0

Field Goals

	1/19	20-29	30-39	40-49	50+
Gerela	9/10	10/12	5/9	5/12	0/0
Steelers	9/10	10/12	5/9	5/12	0/0
Opponents	6/6	4/4	2/6	7/10	0/3

STEELERS 1972 (Won 11, Lost 3)

Schedule

Date	W-L	Score	Opponent	Attendance
9/17	W	34-28	Oakland	50,141
9/24	L	15-10	at Cincinnati	54,292
10/1	W	25-19	at St. Louis	49,140
10/8	L	17-13	at Dallas	65,582
10/15	W	24-7	Houston	42,929
10/22	W	33-3	New England	46,081
10/29	W	38-21	at Buffalo	45,882
11/5	W	40-17	Cincinnati	50,350
11/12	W	16-7	Kansas City	50,350
11/19	L	26-24	at Cleveland	83,009
11/26	W	23-10	Minnesota	50,348
12/3	W	30-0	Cleveland	50,350
12/10	W	9-3	at Houston	36,528
12/17	W	24-2	at San Diego	52,873

Team Statistics

	Pittsburgh	Opponent
Total First Downs	228	219
Rushing	131	79
Passing	79	116
Penalty	18	24
3rd Down: Made/Att	63/188	66/208
3rd Down Pct.	33.5%	31.7%
Total Net Yards	4231	3771
Avg. Per Game	302.2	269.4
Total Plays	853	896
Avg. Per Play	5.0	4.2
Net Yards Rushing	2520	1715
Avg. Per Game	180.0	122.5
Total Rushes	497	445
Net Yards Passing	1711	1056
Avg. Per Game	122.2	146.9
Sacked/Yards Lost	32/247	40/337
Gross Yards	1958	2393
Attempts/Completions	324/156	411/206
Completion Pct.	48.1%	50.1%
Had Intercepted	12	28
Punts/Average	66/43.6	74/40.3
Penalties/Yards	81/728	77/712
Fumbles/Ball Lost	27/14	37/20
Touchdowns	37	18
Rushing	22	6
Passing	12	9
Returns	3	3

Score by Period

	Q1	Q2	Q3	Q4	OT	Pts
Steelers	66	103	73	101	0	343
Opponents	28	40	46	61	0	175

Passing

	Att	Cmp	Yds	Cmp%	TD	Int	Long	Sack/Lost	Rating
Bradshaw	308	147	1897	47.7%	12	12	78t	29/237	64.3
Gilliam	11	7	48	63.6%	0	0	9	2/8	73.3
Hanratty	4	2	23	50.0%	0	0	14	1/2	67.7
Walden	1	0	0	0.0%	0	0	0	0/0	39.6
Steelers	324	156	1958	48.1%	12	12	78t	32/247	64.3
Opponents	411	206	2393	50.1%	9	28	70t	40/337	47.0

Scoring

	TD	Ru	Pa	Rt	PAT	FG	2Pt	Pts
Gerela	0	0	0	0	35/36	28/41	0	119
Harris	11	10	1	0	0/0	0/0	0	66
Bradshaw	7	7	0	0	0/0	0/0	0	42
Lewis	5	0	5	0	0/0	0/0	0	30
Fuqua	4	4	0	0	0/0	0/0	0	24
Shanklin	3	0	3	0	0/0	0/0	0	18
H. Davis	1	0	0	1	0/0	0/0	0	6
Blount	1	0	0	1	0/0	0/0	0	6
Ham	1	0	0	1	0/0	0/0	0	6
L. Brown	1	0	0	1	0/0	0/0	0	6
S. Davis	1	0	0	1	0/0	0/0	0	6
Mullins	1	0	1	0	0/0	0/0	0	6
McMakin	1	0	1	0	0/0	0/0	0	6
Anderson	0	0	0	0	0/0	0/0	1	2
Steelers	37	22	12	3	35/36	28/41	1	343

Opponents	18	6	9	3	17/18	16/27	1	175	
Sacks: Greene	11.0	White	10.0	Greenwood	4.0	E. Holmes	4.0	McGee	2.0
Anderson	2.0	Ham	2.0	Wagner	2.0	Hanneman	2.0	Russell	1.0
Steelers	40.0	Opponents:	32.0						

Rushing

	No.	Yds	Avg	Long	TD
Harris	188	1055	5.6t	75t	10
Fuqua	150	665	4.4	47	4
Bradshaw	58	346	6.0	20t	7
Pearson	67	264	3.9	21	0
S. Davis	20	85	4.3	28t	1
Lewis	3	68	22.7	41	0
Bankston	7	20	2.9	11	0
Bleier	1	17	17.0	17	0
McMakin	1	0	0.0	0	0
Gilliam	2	0	0.0	0	0
Steelers	497	2520	5.1	75t	22
Opponents	444	1719	3.9	94t	6

&Team Record

Receiving

	No.	Yds	Avg	Long	TD
Shanklin	38	669	17.9	57t	3
Lewis	27	391	14.5	52	5
McMakin	21	277	13.2	78t	1
Harris	21	180	8.6	29	1
Fuqua	18	152	8.4	28	0
Pearson	11	79	7.2	15	0
Smith	10	98	9.8	25	0
Young	6	86	14.3	33	0
L. Brown	1	13	13.0	13t	1
Bankston	1	5	5.0	5	0
S. Davis	1	5	5.0	5	0
Mullins	1	3	3.0	3	0
Steelers	156	1958	12.6	78t	12
Opponents	206	2393	11.6	70t	9

Interceptions

	No.	Yds	Avg	Long	TD
Ham	7	83	11.8	32t	1
Wagner	6	77	12.9	35	0
Bowser	4	30	7.5	23	0
Blount	3	75	25.0	34	0
Anderson	3	68	22.7	41	0
H. Davis	2	32	16.0	28	0
Beatty	2	16	8.0	16	0
Edwards	1	14	14.0	14	0
Steelers	28	395	14.1	41	1
Opponents	12	195	16.3	65t	1

Punting

	No.	Yds	Avg	Lg	B
Walden	65	2846	43.8	72	2
Gerela	1	29	29.0	29	0
Steelers	66	2875	43.6	72	2
Opponents	74	2982	40.3	65.0	1

Punt Returns

	Ret	FC	Yds	Avg	Long	TD
Edwards	22	19	202	9.2	52	0
Lewis	5	1	56	11.2	26	0
Bleier	2	0	1	0.5	1	0
Pearson	1	0	3	3.0	3	0
Steelers	30	20	262	8.7	52	0
Opponents	37	10	169	4.6	30	0

Kickoff Returns

	No.	Yds	Avg	Long	TD
Pearson	13	292	22.4	42	0
Harris	8	183	22.9	32	0
S. Davis	7	207	29.6	82	0
Bleier	2	40	20.0	20	0
Bankston	1	20	20.0	20	0
Edwards	1	18	18.0	18	0
McMakin	1	0	0.0	0	0
Steelers	33	760	23.0	82	0
Opponents	54	1190	22.0	47	0

Field Goals

	1/19	20-29	30-39	40-49	50+
Gerela	9/9	8/10	8/12	3/9	0/1
Steelers	9/9	8/10	8/12	3/9	0/1
Opponents	3/3	4/6	6/9	3/6	0/3

STEELERS 1971 (Won 6, Lost 8)

Schedule

Date	W-L	Score	Opponent	Attendance
9/19	L	17-15	at Chicago	55,049
9/26	W	21-10	Cincinnati	48,448
10/3	W	21-17	San Diego	44,339
10/10	L	27-17	at Cleveland	83,391
10/18	L	38-16	at Kansas City	49,533
10/24	W	23-16	Houston	45,872
10/31	L	34-21	at Baltimore	60,238
11/7	W	26-9	Cleveland	50,202
11/14	L	24-21	at Miami	66,435
11/21	W	17-13	N.Y. Giants	50,008
11/28	L	22-10	Denver	39,710
12/5	L	29-3	at Houston	37,778
12/12	W	21-13	at Cincinnati	60,022
12/19	L	23-14	L.A. Rams	45,233

Team Statistics

	Pittsburgh	Opponent
Total First Downs	226	225
Rushing	98	81
Passing	111	132
Penalty	17	12
Total Net Yards	3882	4248
Avg. Per Game	277.3	303.4
Total Plays	867	881
Avg. Per Play	4.5	4.8
Net Yards Rushing	1758	1482
Avg. Per Game	125.6	105.9
Total Rushes	416	440
Net Yards Passing	2124.0	2766
Avg. Per Game	151.7	197.6
Sacked/Yards Lost	37/322	33/294
Gross Yards	2446	3060
Attempts/Completions	414/214	408/235
Completion Pct.	51.7%	57.6%
Had Intercepted	26	17
Punts/Average	79/43.9	77/41.5
Penalties/Yards	88/898	81/784
Fumbles/Ball Lost	37/21	27/9
Touchdowns	28	32
Rushing	10	13
Passing	15	16
Returns	3	3

Score by Period

	Q1	Q2	Q3	Q4	OT	Pts
Steelers	59	60	57	76	0	246
Opponents	69	117	42	64	0	292

Passing

	Att	Cmp	Yds	Cmp%	TD	Int	Long	Sack/Lost	Rating
Bradshaw	373	203	2259	54.4%	13	22	49	33/287	59.7
Hanratty	29	7	159	24.1%	2	3	40	3/32	33.3
Leahy	11	3	18	27.3%	0	1	18	1/3	1.7
Walden	1	1	10	100.0%	0	0	10	0/0	108.3
Steelers	414	214	2157	51.7%	15	26	49	37/322	52.8
Opponents	408	235	3060	57.6%	16	17	86	33/294	66.8

Scoring

	TD	Ru	Pa	Rt	PAT	FG	2Pt	Pts
Gerela	0	0	0	0	27/27	17/27	0	78
Shanklin	6	0	6	0	0/0	0/0	0	36
Bradshaw	5	5	0	0	0/0	0/0	0	30
Smith	5	0	5	0	0/0	0/0	0	30
Fuqua	5	4	1	10	0/0	0/0	0	30
Pearson	3	0	2	1	0/0	0/0	0	18
Staggers	1	0	0	1	0/0	0/0	0	6
Rowser	1	0	0	1	0/0	0/0	0	6
Hanratty	1	1	0	0	0/0	0/0	0	6
L. Brown	1	0	1	0	0/0	0/0	0	6
Steelers	28	10	15	3	27/27	17/27	0	246
Opponents	32	13	16	3	30/32	22/35	0	292

Sacks: N/A

Steelers: 37.0, Opponents: 33.0

Rushing

	No.	Yds	Avg	Long	TD
Fuqua	155	625	4.0	30	4
Pearson	131	605	4.6	27	0
Bankston	70	274	3.9	30	0
Bradshaw	53	247	4.7	39	5
Walden	1	14	14.0	14	0
Staggers	1	5	5.0	5	0
Hanratty	1	3	3.0	3	1
Shanklin	2	1	0.5	2	0
Leahy	1	-6	-6.0	-6	0
Smith	1	-10	-10.0	-10	0
Steelers	416	1758	4.2	39	10
Opponents	440	1482	3.4	28	13

Receiving

	No.	Yds	Avg	Long	TD
Shanklin	49	652	13.3	42	6
Fuqua	49	427	8.7	40	1
Smith	47	663	14.1	49	5
Pearson	20	246	12.3	44	2
Adams	20	160	8.0	21	0
Bankston	17	148	8.7	31	0
Staggers	8	103	12.9	20	0
Lewis	3	44	14.8	22	0
L. Brown	1	3	3.0	3t	1
Steelers	214	2446	11.4	49	15
Opponents	235	3060	13.0	86	16

Interceptions

	No.	Yds	Avg	Long	TD
Rowser	4	94	23.5	70	1
Allen	3	45	15.0	29	0
Wagner	2	53	26.5	29	0
Blount	2	16	8.0	16	0
Ham	2	4	2.0	4	0
Callard	2	0	0.0	0	0
Edwards	1	20	20.0	20	0
Anderson	1	14	14.0	14	0
Steelers	17	246	14.5	70	1
Opponents	26	350	13.5	44	1

Punting

	No.	Yds	Avg	Lg	B
Walden	79	3455	43.7	57	0
Steelers	79	3455	43.7	57	0
Opponents	77	3195	41.5	73	1

Punt Returns

	Ret	FC	Yds	Avg	Long	TD
Staggers	31	14	262	8.5	67	1
Wagner	2	3	2	1.0	2	0
Edwards	1	0	0	0.0	0	0
Fuqua	1	0	0	0.0	0	0
Bleier	0	1	0	0.0	0	0
Steelers	35	18	264	7.5	67	1
Opponents	45	15	319	7.1	47	1

Kickoff Returns

	No.	Yds	Avg	Long	TD
Brumfield	12	271	22.6	35	0
Staggers	10	261	26.1	47	0
Edwards	9	198	22.0	29	0
Pearson	7	205	29.3	77	0
Bankston	5	76	15.2	23	0
Blount	4	76	19.0	23	0
Bleier	1	21	21.0	21	0
Clack	1	12	12.0	12	0
Steelers	49	1120	22.9	77	0
Opponents	45	1002	22.3	57	0

Field Goals

	1/19	20-29	30-39	40-49	50+
Gerela	5/6	5/7	4/7	3/6	0/1
Steelers	5/6	5/7	4/7	3/6	0/1
Opponents	6/6	11/13	4/5	1/10	0/1

STEELERS 1970 (Won 5, Lost 9)

Schedule

Date	W-L	Score	Opponent	Attendance
9/20	L	19-7	Houston	45,538
9/27	L	16-13	at Denver	50,705
10/3	L	15-7	at Cleveland	84,349
10/11	W	23-10	Buffalo	42,140
10/18	W	7-3	at Houston	42,799
10/25	L	31-14	at Oakland	54,423
11/2	W	21-10	Cincinnati	38,968
11/8	W	21-17	N.Y. Jets	50,028
11/15	L	31-14	Kansas City	50,081
11/22	L	34-7	at Cincinnati	59,276
11/29	W	28-9	Cleveland	50,214
12/6	L	20-12	Green Bay	46,418
12/13	L	27-16	at Atlanta	54,126
12/20	L	30-20	at Philadelphia	55,252

Team Statistics

	Pittsburgh	Opponent
Total First Downs	206	225
Rushing	84	91
Passing	97	120
Penalty	25	14
Total Net Yards	3752	3996
Avg. Per Game	268.0	185.4
Total Plays	844	906
Avg. Per Play	4.4	4.4
Net Yards Rushing	1715	1679
Avg. Per Game	122.5	119.9
Total Rushes	432	487
Net Yards Passing	2037	2317
Avg. Per Game	145.5	165.5
Sacked/Yards Lost	28/275	26/238
Gross Yards	2312	2555
Attempts/Completions	384/150	393/191
Completion Pct.	39.1%	48.6%
Had Intercepted	32	23
Punts/Average	78/44.2	85/41.9
Penalties/Yards	82/835	76/790
Fumbles/Ball Lost	30/14	29/14
Touchdowns	26	32
Rushing	13	8
Passing	12	21
Returns	1	3

Score by Period

	Q1	Q2	Q3	Q4	OT	Pts
Steelers	33	76	50	51	0	210
Opponents	63	65	82	62	0	272

Passing

	Att	Cmp	Yds	Cmp%	TD	Int	Long	Sack/Lost	Rating
Bradshaw	218	83	1460	38.1%	6	24	87	25/242	31.3
Hanratty	163	64	792	39.3%	5	8	72	3/33	44.8
Hoak	2	2	40	100.0%	1	0	27	0/0	158.3
Walden	1	1	20	100.0%	0	0	20	0/0	118.8
Steelers	384	150	2312	39.1%	12	32	87	28/247	35.4
Opponents	393	191	2355	48.6%	21	23	65	26/238	63.1

Scoring

	TD	Ru	Pa	Rt	PAT	FG	2Pt	Pts
Fuqua	9	7	2	0	0/0	0/0	0	54
Mingo	0	0	0	0	17/17	5/18	0	32
Shanklin	4	0	4	0	0/0	0/0	0	24
Watson	0	0	0	0	7/9	5/10	0	22
Hughes	3	0	3	0	0/0	0/0	0	18
Pearson	2	2	0	0	0/0	0/0	0	12
Bankston	2	2	0	0	0/0	0/0	0	12
Smith	2	0	2	0	0/0	0/0	0	12
Hoak	1	1	0	0	0/0	0/0	0	6
Bradshaw	1	1	0	0	0/0	0/0	0	6
Staggers	1	0	1	0	0/0	0/0	0	6
Beatty	1	0	0	1	0/0	0/0	0	6
Steelers	26	13	12	1	24/26	10/28	0	210
Opponents	32	8	21	3	29/32	15/32	3	272

Sacks: N/A

Steelers: 28.0, Opponents: 26.0

Rushing

	No.	Yds	Avg	Long	TD
Fuqua	138	691	5.0	85	7
Pearson	173	503	2.9	30	2
Bradshaw	32	222	7.3	22	1
Bankston	26	122	4.7	31	2
Hoak	40	115	2.6	13	1
Bryant	3	25	8.3	24	0
Wilburn	5	25	5.0	10	0
Cole	1	8	0.9	6	0
Smith	1	6	6.0	6	0
Hanratty	4	-5	-1.3	0	0
Hughes	1	-8	-8.0	-8	0
Steelers	432	1715	4.0	85	13
Opponents	487	1679	3.4	40	8

Receiving

	No.	Yds	Avg	Long	TD
Shanklin	30	691	23.0	81	4
Smith	30	458	15.3	87	2
Hughes	24	332	13.8	72	3
Fuqua	23	289	12.6	57	2
Bryant	8	154	19.3	63	0
Bankston	7	30	4.3	20	0
Staggers	6	118	19.7	31	1
Wilburn	6	77	12.8	15	0
Pearson	6	71	11.8	18	0
Hoak	4	25	6.3	18	0
Adams	3	36	12.0	17	0
Cole	3	31	10.4	20	0
Steelers	150	2312	15.4	87	12
Opponents	191	2555	13.4	65	21

Interceptions

	No.	Yds	Avg	Long	TD
Calland	7	38	5.4	21	0
Allen	4	48	12.0	30	0
Russell	3	64	21.3	37	0
Rowser	3	27	9.0	12	0
Beatty	2	49	24.5	30	1
Hillenbrand	2	14	7.0	14	0
Austin	1	22	22.0	22	0
Blount	1	4	4.0	4	0
Steelers	23	266	11.5	37	1
Opponents	32	318	9.9	57	1

Punting

	No.	Yds	Avg	Lg	B
Walden	75	3393	45.2	66	1
Bradshaw	3	42	17.3	39	0
Steelers	78	3445	44.2	66	1
Opponents	85	3517	41.9	61.0	1

Punt Returns

	Ret	FC	Yds	Avg	Long	TD
Bryant	37	7	159	4.3	33	0
Staggers	13	12	70	5.4	15	0
Blount	1	0	52	52.0	52	0
Steelers	51	19	281	5.5	52	0
Opponents	51	11	304	6.0	31	0

Kickoff Returns

	No.	Yds	Avg	Long	TD
Blount	18	535	29.7	91	0
Staggers	14	333	23.8	46	0
Pearson	4	114	28.5	35	0
Sharp	1	9	9.0	9	0
Wenzel	1	6	6.0	6	0
Calland	1	0	0.0	0	0
Washington	1	0	0.0	0	0
Steelers	40	997	24.9	91	0
Opponents	49	1068	21.8	100	1

Field Goals

	1/19	20-29	30-39	40-49	50+
Mingo	2/2	1/6	0/0	2/7	0/3
Watson	2/2	2/2	0/1	1/4	0/1
Steelers	4/4	3/8	0/1	3/11	0/4
Opponents	7/9	1/3	4/7	2/12	1/1

STEELERS 1969 (Won 1, Lost 13)

Schedule

Date	W-L	Score	Opponent	Attendance
9/21	W	16-13	Detroit	51,360
9/28	L	41-27	at Philadelphia	60,658
10/5	L	27-14	St. Louis	45,011
10/12	L	10-7	at N.Y. Giants	62,987
10/18	L	42-31	at Cleveland	84,078
10/26	L	14-7	Washington	47,557
11/2	L	38-34	Green Bay	46,403
11/9	L	38-7	at Chicago	45,856
11/16	L	24-3	Cleveland	47,670
11/23	L	52-14	at Minnesota	47,202
11/30	L	47-10	at St. Louis	43,721
12/7	L	10-7	Dallas	24,990
12/14	L	21-17	N.Y. Giants	21,069
12/21	L	27-24	at New Orleans	72,256

Team Statistics

	Pittsburgh	Opponent
Total First Downs	210	260
Rushing	81	101
Passing	115	142
Penalty	14	17
Total Net Yards	3626	4401
Avg. Per Game	259.0	314.4
Total Plays	843	898
Avg. Per Play	4.3	4.9
Net Yards Rushing	1542	1732
Avg. Per Game	110.1	123.7
Total Rushes	400	455
Net Yards Passing	2084	2669
Avg. Per Game	158.9	190.6
Sacked/Yards Lost	52/374	33/304
Gross Yards	2458	2973
Attempts/Completions	391/176	410/227
Completion Pct.	45.0%	55.4%
Had Intercepted	29	25
Punts/Average	77/42.3	65/40.1
Penalties/Yards	67/659	74/772
Fumbles/Ball Lost	36/16	25/9
Touchdowns	26	50
Rushing	8	17
Passing	17	27
Returns	1	6

Score by Period

	Q1	Q2	Q3	Q4	OT	Pts
Steelers	57	47	35	79	0	218
Opponents	63	114	85	142	0	404

Passing

	Att	Cmp	Yds	Cmp%	TD	Int	Long	Sack/Lost	Rating
Shiner	209	97	1422	46.4%	7	10	63	24/157	60.3
Hanratty	126	52	716	41.3%	8	13	41	20/168	41.7
Nix	53	25	290	47.2%	2	6	47	7/39	37.2
Hoak	3	2	30	66.7%	0	0	16	1/10	99.3
Steelers	391	176	2458	45.0%	17	29	63	52/374	49.4
Opponents	410	227	2973	55.4%	27	25	58	33/304	75.0

Scoring

	TD	Ru	Pa	Rt	PAT	FG	2Pt	Pts
Mingo	0	0	0	0	26/26	12/16	0	62
Jefferson	9	0	9	0	0/0	0/0	0	54
Gros	7	4	3	0	0/0	0/0	0	42
Hoak	3	2	1	0	0/0	0/0	0	18
Henderson	3	0	3	0	0/0	0/0	0	18
Bankston	1	1	0	0	0/0	0/0	0	6
Shiner	1	1	0	0	0/0	0/0	0	6
Williams	1	0	1	0	0/0	0/0	0	6
McCall	1	0	0	1	0/0	0/0	0	6
Steelers	26	8	17	1	26/26	12/16	0	218
Opponents	50	17	27	6	49/50	17/25	2	404

Sacks: N/A

Steelers: 33.0, Opponents: 52.0

Rushing

	No.	Yds	Avg	Long	TD
Hoak	151	531	3.5	13	2

Gros	116	343	3.0	16	4
Bankston	62	259	4.2	15	1
Hanratty	10	106	10.6	31	0
McCall	30	98	3.3	14	0
Nix	10	70	7.0	20	0
Shiner	14	55	3.9	18	1
Jefferson	4	46	11.5	22	0
Wilburn	2	29	14.5	35	0
Campbell	1	5	5.0	5	0
Steelers	400	1542	3.9	35	8
Opponents	455	1732	3.8	54	17

Receiving

	No.	Yds	Avg	Long	TD
Jefferson	67	1079	16.1	63	9
Wilburn	20	373	18.7	53	0
Hoak	20	190	9.5	26	1
Gros	17	131	7.7	20	3
Hilton	12	231	19.3	34	0
Henderson	12	188	15.7	45	3
Copper	9	116	12.9	19	0
Adams	6	80	13.3	19	0
Bankston	6	5	1.0	8	0
Williams	3	14	4.7	6t	1
McCall	2	2	1.0	5	0
Campbell	1	32	32.0	32	0
Alley	1	16	16.0	16	0
Steelers	176	2458	14.0	63	17
Opponents	227	2973	13.1	58	27

Interceptions

	No.	Yds	Avg	Long	TD
Hohn	5	64	12.8	24	0
Martha	5	37	7.4	15	0
Shorter	3	47	15.7	23	0
Stenger	3	36	12.0	19	0
Russell	2	48	24.0	26	0
May	2	4	2.0	2	0
Calland	2	0	0.0	0	0
Hillebrand	1	14	14.0	14	0
Hinton	1	7	7.0	7	0
Woodson	1	0	0.0	0	0
Steelers	25	257	10.3	26	0
Opponents	29	535	18.4	77t	3

Punting

	No.	Yds	Avg	Lg	B
Walden	77	3254	42.3	61	0
Steelers	77	3254	42.3	61	0
Opponents	65	2608	40.1	55	0

Punt Returns

	Ret	FC	Yds	Avg	Long	TD
Campbell	28	7	133	4.8	23	0
Jefferson	4	2	23	5.8	9	0
Martha	3	2	0	0.0	0	0
Hoak	1	1	9	9.0	9	0
Davis	1	0	0	0.0	0	0
Beatty	0	1	0	0.0	0	0
Steelers	37	13	165	4.5	23	0
Opponents	41	15	396	9.7	83t	1

Kickoff Returns

	No.	Yds	Avg	Long	TD
Campbell	26	522	20.1	46	0
McCall	21	532	25.3	101t	1
Bankston	4	89	22.3	41	0
Jefferson	4	80	20.0	27	0
Woodson	1	18	18.0	18	0
Davis	3	0	0.0	0	0
Kolb	1	0	0.0	0	0
Steelers	60	1241	21.0	101t	1
Opponents	46	962	20.9	96t	1

&Team Record

Field Goals

	1/19	20-29	30-39	40-49	50+
Mingo	5/6	1/4	4/7	2/9	0/0
Steelers	5/6	1/4	4/7	2/9	0/0
Opponents	3/3	5/7	6/9	3/6	0/0