

2022

DALLAS COWBOYS

MEDIA GUIDE



COWBOYS



2022 SCHEDULE

PRESEASON

Date	Opponent	TV	Kickoff
Sat., Aug. 13	@ Denver	KTVT/CBS11	8:00 p.m.
Sat., Aug. 20	@ LA Chargers	KTVT/CBS11	9:00 p.m.
Fri. Aug. 26	SEATTLE	KTVT/CBS11	7:00 p.m.

Date	Opponent	TV	Kickoff
Sun., Sept. 11	TAMPA BAY	NBC	7:20 p.m.
Sun., Sept. 18	CINCINNATI	CBS	3:25 p.m.
Mon., Sept. 26	@ N.Y. Giants	ESPN/ABC	7:15 p.m.
Sun., Oct. 2	WASHINGTON	FOX	Noon
Sun., Oct. 9	@ LA Rams	FOX	3:25 p.m.
Sun., Oct. 16	@ Philadelphia	NBC*	7:20 p.m.
Sun., Oct. 23	DETROIT	CBS	Noon
Sun., Oct. 30	CHICAGO	FOX	Noon
Sun., Nov. 6	BYE		
Sun., Nov. 13	@ Green Bay	FOX	3:25 p.m.
Sun., Nov. 20	@ Minnesota	CBS	3:25 p.m.
Thurs., Nov. 24	N.Y. GIANTS	FOX	3:30 p.m.
Sun., Dec. 4	INDIANAPOLIS	NBC*	7:20 p.m.
Sun., Dec. 11	HOUSTON	FOX	Noon
Sun., Dec. 18	@ Jacksonville	FOX	Noon
Sat., Dec. 24	PHILADELPHIA	FOX	3:25 p.m.
Thur., Dec. 29	@ Tennessee	Prime Video	7:15 p.m.
Jan. 7/8	@ Washington	TBD	TBD

Home Games in **BOLD**

Game times and television broadcasts are subject to change

* Sunday night games in Weeks 5-15 and 17 subject to change, Week 18 game TBD

Wild Card Weekend	January 14-16, 2023
Divisional Playoffs	January 21-22, 2023
Conference Championships	January 29, 2023
Pro Bowl Las Vegas, Nevada	February 5, 2023
Super Bowl LVII Glendale, Ariz.	February 12, 2023

FINGERTIP INFORMATION

OFFICE ADDRESS

The Dallas Cowboys World
Corporate Headquarters at The Star in Frisco
1 Cowboys Way,
Suite 100
Frisco, TX 75034
Executive Office 972/497-4900
Fax 972/497-4304
Public Relations Department 972/497-4959

COWBOYS TICKET OFFICE

AT&T Stadium
1 AT&T Way
Arlington, Texas 76011
Ticket Office 817/892-5000

Tickets:

Dallas Cowboys tickets can be purchased by
visiting www.dallascowboys.com/tickets



HOME FIELD

AT&T Stadium (Capacity up to 100,000)

Helmet/Blue Jersey

Silver (PMS 8240)
Blue (PMS 282)

White Jersey

Royal Blue (PMS 661)
Silver-Green (PMS 8280)

2022 TRAINING CAMP

OXNARD, CALIFORNIA

July 27-August 16
Marriott Residence Inn, Oxnard River Ridge
2101 Vineyard Ave.
Oxnard, CA 93036
805/278-2200

FRISCO, TEXAS

August 23 - August 24
Ford Center at The Star
One Cowboys Way
Frisco, TX 75034
972/497-4900

PHONE NUMBERS:

Public Relations 972/497-4959

Photos: Marco Garcia/Associated Press, Getty Images, Kelly Alexander, Logan Bowles, Doug Eaton, Ted Gangi, Richie Humphries, Jeremiah Jhass, Layne Murdoch, James D. Smith, Paul Spinelli, Callena Williams, Atlanta Falcons, Chicago Bears, Pittsburgh Steelers, Arkansas, Fresno State, Louisiana State, Mississippi, North Dakota, Oklahoma State, South Alabama, Tulsa, Wisconsin and college-pressbox.com.

Staff Directory	2
EXECUTIVE	
Jones, Jerry	8
Jones, Stephen	15
Jones, Charlotte	17
Jones Jr., Jerry	18
STAFF	
McCarthy, Mike	20
Coaching Staff	22
Football Operations/Administration	45
Player Personnel	47
Football Staff	56
PLAYERS	
Biographies, Veterans	62
Biographies, 2022 Draft Picks	157
Biographies, Rookies and First-Year Players	165
Rosters	
2022 Rookies and First-Year Free Agents	182
2022 Veterans	183
All-Time, Coaches	184
All-Time, Alphabetical	186
All-Time, Numerical	194
All-Time Honors	202
All-Time Draft by College	211
All-Time Draft (1960-2022)	212
Free Agency	224
2021 SEASON	
Statistics	
Offense	228
Defense and Special Teams	229
Postseason	230
Preseason	231
Team Game-by-Game	232
Individual Game-by-Game	234
RECORDS	
All-Time Statistical Leaders	246
Team Statistics by Year	249
Statistical Leaders by Year	253
Individual Records	262
Team Records	274
Largest Margin of Victory/Defeat	283
Record Temperatures	283
Longest Plays	284
Big Days	285
PLAYOFF RECORDS	
Playoff History	290
All-Time Statistical Leaders	292
Individual Records	294
Team Records	298
Longest Plays	301
Big Days	302
HISTORY	
All-Time Season Results	304
Opponents	366
Attendance	375
Cowboys on Thanksgiving Day	377
Cowboys During the Week	377
Cowboys on Monday Night	379
Preseason Record	379
Cowboys Indoors	380
AT&T Stadium Record	380
Overtime Games	381
Hall of Fame	383
Ring of Honor	403
Historical Highlights	408
SIDELINES	
The Stadiums	426
AT&T Stadium Timeline	431
The Star	436
Training Camp	438
Cowboys Digital	439
Cowboys on Radio	440
Cowboys on Television	441
Cheerleaders	442
Rhythm & Blue	443
Community Outreach	444
A Championship Tradition	458

Dallas Cowboys Club Directory

EXECUTIVE STAFF

Jerry Jones, Owner, President and General Manager
Maddie Matthews, Executive Assistant to Owner, President and General Manager
Stephen Jones, Chief Operating Officer/Executive Vice President/Player Personnel
Shelby Peak, Executive Assistant to the Chief Operating Officer/Executive Vice President
Charlotte Jones, Executive Vice President/Chief Brand Officer/President of Charity Foundation
Susan Addington, Executive Assistant to the Executive Vice President/Chief Brand Officer
Jerry Jones, Jr., Executive Vice President/Chief Sales and Marketing Officer
Erin Boyd, Executive Assistant to the Executive Vice President/Chief Sales and Marketing Officer
Emily Gvozdenovic, Administrative Assistant Support
Mickey Miles, Administrative Assistant Support

LEGAL

Jason Cohen, General Counsel
Kaleisha Stuart, Deputy Counsel
Sally Bradley, Associate Counsel
Brooke Jones, Administrative Assistant to Legal Department
Diana Lambert, Senior Director of Legal Affairs
Miroslava Tixi, Senior Paralegal
Megan Bennett, Paralegal

COACHING STAFF

Mike McCarthy, Head Coach
Laura Fryar, Executive Assistant to the Head Coach
Jeff Blasko, Assistant Offensive Line
Rob Davis, Assistant Head Coach
Aden Durde, Defensive Line
George Edwards, Senior Defensive Assistant
John Fassel, Special Teams Coordinator
Ryan Feder, Quality Control Analytics
Al Harris, Defensive Backs
Chase Haslett, Quality Control/Offense
Leon Lett, Assistant Defensive Line
Cannon Matthews, Quality Control/Defense
Scott McCurley, Linebackers
Kellen Moore, Offensive Coordinator
Harold Nash, Strength and Conditioning Coordinator
Doug Nussmeier, Quarterbacks
Skip Peete, Running Backs
Joe Philbin, Offensive Line
Robert Prince, Wide Receivers
Dan Quinn, Defensive Coordinator
Justin Rudd, Video/Analytics
Eric Simonelli, Quality Control/Analytics
Cedric Smith, Assistant Strength and Conditioning
Kendall Smith, Assistant Strength and Conditioning
Rayna Stewart, Assistant Special Teams
Scott Tolzien, Offensive Assistant
Kyle Valero, Quality Control/Analytics
Lunda Wells, Tight Ends
Joe Whitt Jr., Secondary/Def. Pass Game Coord.

MEDICAL

Jim Maurer, Head Athletic Trainer
Britt Brown, Associate Athletic Trainer/Director of Rehabilitation
Greg Gaither, Assistant Athletic Trainer
Hanson Yang, Physical Therapist/Asst. Athletic Trainer
Sam Lopez, Graduate Assistant
Joe Smith, Graduate Assistant
Dr. Andrew Clavenna, Team Physician
Dr. Dan Cooper, Team Physician
Dr. Robert Fowler, Team Physician
Dr. William Hotchkiss, Team Physician
Dr. Mark Muller, Team Physician

EQUIPMENT

Mike McCord, Equipment Director
Bucky Buchanan, Equipment Manager
Dylan Keane, Assistant Equipment Manager

VIDEO

Mike Maples, Director of Video
Sam Cromley, Assistant Director of Video
Eli Cantu, Football Systems Engineer
Brad Sternberg, Manager, Video Database Systems
Simeon Jones, Manager of Video Operations

PLAYER PERSONNEL

Will McClay, Vice President Player Personnel
Mitch LaPoint, Director of College Scouting
Alex Loomis, Director of Pro Scouting
Chris Vaughn, Assistant Director of College Scouting
Terry Gray, Pro Scouting Coordinator
Chris Hall, College Scouting Coordinator
Keith O'Quinn, Advance Scouting Coordinator
Shy Anderson Jr., Pro Scout
Eric Ellingworth, Area Scout, Southeast
Sam Garza, Area Scout, Mid-South
Klein Kubiak, National Scout/Special Projects
Brett Maxie, Area Scout, Mid-States
Henry Sroka, Pro and College Scout
Bo Taliaferro, Area Scout, Northeast
Ross Wuensche, National Scout
David Burch, Dir. of Football Systems Development
Tom Robinson, Director of Football Research
Elton Faggett, iOS Developer
Rich Behm, Scouting Video Coordinator
Justin Stucky, Area Scout, Atlantic
Jessica Gaffney, Personnel Administrative Coordinator
Ben McRae, Sports Science Assistant
Josh Brent, Pro Scout Assistant
JT Dooley, Scouting Assistant

FOOTBALL OPERATIONS

Todd Williams, Vice President of Football Operations/Administration
Erin Cornell, Coordinator, Football Operations/Administration
Craig Glieber, Director of Team Travel and Logistics
Jason McKay, Director of Football Administration and Technology
Adam Prasifka, Senior Director of Salary Cap/Player Contracts
Scott Sehnert, Director of Sports Performance
Claire Gilbert, Performance Dietitian

PLAYER DEVELOPMENT

Bryan Wansley, Director of Player Development
Dr. Yolanda Brooks, Mental Health and Wellness Consultant
Cable Johnson, Director of Team Security
Clayton Brock, Football Operations Assistant
Robert Nash Jr., Football Operations Assistant
Daniel Quiñones, Football Operations Assistant

PUBLIC RELATIONS

Scott Agulnek, Director of Football Communications
Joe Trahan, Director of Media Relations and Corporate Communications
David Abbruzese, Public Relations Coordinator
Bronte Hermesmeier, Public Relations Assistant
Emily Cruz Robbins, Senior Director of Community Relations and Alumni Affairs
Whitney Faulkner, Public and Community Relations Programs Manager
Allie Christmann, Community Relations and Alumni Affairs Coordinator
Kyle Sanders, Public Relations Intern

HUMAN RESOURCES

Heidi Weingartner, Chief HR Officer
Joyce Jenkins, Director of Human Resources
Jeanne Pierce, Director of Human Resources
Sharesh Crow, Senior Manager, Human Resources
Nora Gonzalez, Human Resources Representative
Netanya Stone, Human Resources Representative

CORPORATE PARTNERSHIPS

Eric Sudol, SVP of Corporate Partnerships Sales & Service
Brad Burlingame, Senior Director, Corporate Partnerships Sales
Matt McInnis, Senior Director, Corporate Partnership Sales
Katie Stucky, Senior Director, Corporate Partnership Marketing
Nate Reilly, Director, Corporate Partnerships Strategy
Rolla Bradley, Senior Manager, Corporate Partnerships Marketing
Kathryn Crawley, Senior Manager, Corporate Partnerships Marketing
Aaron Kastner, Senior Manager, Corporate Partnerships Marketing
Joe Simler, Senior Manager, Corporate Partnerships Sales
Evan Garlock, Manager, Corporate Partnerships Marketing
Julianne Garrett, Manager, Corporate Partnerships Marketing
Hunter Harvin, Manager, Corporate Partnerships Sales
Rob Likens, Manager, Corporate Partnerships Marketing
Kevin Murphy, Contracts and Data Manager
Jacob Stone, Manager, Corporate Partnership Sales
Brett Jeffares, Coordinator, Corporate Partnerships Marketing
Ryder Kell, Coordinator, Corporate Partnerships Marketing
Angelina Kincy, Coordinator, Corporate Partnerships Marketing
Duncan Kraft, Media Coordinator
Nathan Razo, Coordinator, Corporate Partnerships Marketing
Kelly Simons, Coordinator, Corporate Partnerships Marketing
Madison Redmond, Coordinator, Corporate Partnerships Marketing
Chelsey Lerma, Account Executive
Dexia Smith, Sales Associate, Corporate Partnership Sales
Ally Wilker, Admn. Assistant, Corporate Partnership Sales & Service

NEW BUSINESS DEVELOPMENT

John Hickman, Vice President of Business Development
Jeff Watrous, Senior Manager, New Business Development

THE STAR OPERATIONS

Brian Bethea, General Manager
Michael Archibeque, Security Manager
Michael Poole, Senior Operations Manager
Jonathon Jackson, Mail Room Operations Manager
Pete Aleman, Senior Broadcast AV Coordinator
Seth Clines, Maintenance Supervisor
Adam Dawson, Facility Coordinator
Matt Fields, Broadcast Technician
David Friedman, Audio Engineer in Charge
Meagan Guy, Event Operations Coordinator

James Hicks, Facility Manager
Chris Morrow, Field Supervisor
Gregory Nichols, Dock Master
Mario Perez, Broadcast Technician
Robert Rivera, Maintenance Technician
James Stocum, Event Operations Coordinator
Christian Tezaguic, Mail Room Assistant
Chris Valenzuela, Event Manager
Al Walker, Facility Assistant
Joseph Wilson, Mail Room Assistant

INFORMATION TECHNOLOGY

Matt Messick, Chief Information Officer
Eric Green, Sr. Director of Technology Solutions
Jered McNeil, Sr. Director Enterprise Infrastructure
Raymond King, Director of Information Security
Chris Benjamin, Merchandising Systems Manager
Kristen Boydston, Business Systems Manager
Michael O'Keefe, AX Systems Manager
Ben Barnes III, Enterprise Support Manager
Andy Johnson, Infrastructure Manager
Ryan Lenocker, Digital Signage System Administrator
Evan Scates, Enterprise Systems Manager
Les Gaylor, IT Security Manager
Todd Allen, DynamicsAX Analyst
Anthony Avila Vega, Business Systems Engineer, DCM
Sarah Barker, IT Project Manager
Tiffany Childs, Enterprise Support Site Lead
Samantha Chin, IT Project Manager
Lacey Crump, Business Systems Engineer
Roman Golobov, Senior Systems Engineer
Marq Greenlee, Enterprise Support Site Lead
Josh Horton, System Administrator
Brad Hunter, Senior Systems Engineer
Jennifer Johnson, Business Systems Data Engineer
Vinh Le, Cyber Security Analyst
Sinclair Livermore, Junior Network Engineer
Deanna Munoz, Business Systems Engineer
Jennifer Parker, Product Manager-IT
Samir Patel, AX Developer
Kristi Ringleb, Collaboration Engineer
Barry Rogen, EDI Systems Analyst
Charles Shuford, Senior Network Engineer
Erik Sigler, Network Engineer
Matt Thompson, Systems Architect/Developer
Floyd Truehill, Enterprise Support Site Lead
Romeo Tufan Jr., Enterprise Support Site Lead
Ryan Vandeven, Desktop Support
Taylor Williams, System Administrator
Morris Wise III, Senior Systems Engineer
Taylor Wolf, Project Manager, IT
Michelle Zapata, Digital Marketing Technology Specialist

BRAND MANAGEMENT

Meredith Counce, VP Brand and Strategy
Jason Koettel, Director of Business Analytics
Lesley Madsen, Director of Marketing, DCM
Cory Miller, Director of Event Presentation
Robert Sender, Director of Marketing
Jonathan Thorn, Archivist
Everett Wilder, Creative Director
Maryssa De La Cerda, Visual Merchandiser
Ben Fallin, Senior Editor/Motion Graphic Designer
Amanda Gutierrez, Associate Graphic Designer
Michelle Hays, Director of Graphic Design, Publications
Savannah Huemoeller, Brand Programs Manager
Fallon Johnson, Marketing Manager-The Star Entertainment District
Jake Kelso, Senior Manager, Event Presentation
Ian King, Marketing Manager, DCM
Luke Napolitano, CRM Database Manager

Hunter Renfro, Manager, Corp. Partnerships
Analytics & Research

Sala Shanley, Marketing Manager, Brand
Katie Stevens, Manager, Event Presentation &
Brand Experience

Louis Bellman, Digital Marketing Coordinator
Justin Brumit, Event Presentation Coordinator
Hayden Hickingbotham, Graphic Design Manager
Katherine Kirchner, Graphic Design Manager, Corporate
Partnerships

Danny McCray, Camps Manager
Brie Murray, Marketing Coordinator, Brand
Renato Rimach, Photographer

Carson Thomas, Brand Programs Coordinator
Nate Walsh, Fan Engagement Coordinator
Callena Williams, Graphic Design Assistant
Zenobia Winbush, Graphic Design Assistant
Michael Villareal, Graphic Designer, Publications

Haleigh King, Photography Assistant
Jenny Durbin Smith, Director and Choreographer
of Rhythm and Blues

Amanda Gutierrez, Associate Graphic Designer

MEDIA

Derek Eagleton, VP of Media and Programming
Ted Barnett, Content Manager
Thomas Blakey, Producer and Editor
Kurt Daniels, Director of Publications

Nick Eatman, Director of Editorial Content
Drew Ferguson, Senior Manager of Creative Video
Ambar Garcia, Spanish Content Manager

Shannon Gross, Director of Content Strategy
Scott Purcel, Director of Broadcasting
Madison Aman, Editor/Videographer
Presley Arians, Content Strategist
Douglas Barricklow Jr., Production and Imaging
Manager

William Boykins, Digital Media Producer/
Webmaster

Kay Clark, Digital Media Analyst
Jason Couch, Videographer
Alexis Flores, Videographer
Kaden Gates, Producer and Editor
Nikki Harrison, Traffic/Syndication Manager

Brittani Johnson, Reporter/Producer/Writer
Matthew Kent, Technical Manager
Connor McMahon, Videographer

Roxanne Medina, Senior Editor/Producer
Rob Phillips, Senior Writer
Jody Reimers, Creative Production Manager
Audrey Wescott, Social Media Coordinator

Chris Behm, Senior Editor/Producer
Alexander Lilley, Editor/Videographer
Kevin Timmons, Producer and Editor
Kyle Youmans, Reporter/Writer/Producer

DALLAS COWBOYS CHEERLEADERS

Kelli Finglass, Director of Cheerleading
Judy Trammell, Head Choreographer
Haley Anderson, Special Projects Coordinator
Dina Donley, Administrative Assist. to Director of
Cheerleading
Kashara Garrett, Event Sales & Presentations
Coordinator

ACCOUNTING

Tom Walker, Chief Financial Officer
Dale Knox, Senior Vice President, Accounting
George Mitchell, Senior Vice President, BSL
Patrick Byrne, Head of Procurement
Caitlin Smith, Assistant Controller, Non-Football
Julie Vandergriff, Tax Manager
Tom Woods, Senior Systems Analyst
Cayla Cochenour, Purchasing Manager
Melissa Gleason, Controller, DCFC/Stadium
Tiffany Guzman, Travel Manager
Tyler Sant, Controller, DCM
Teena Singh, Controller, BSL
Connie Toveis, Controller, Non-Football/Treasury
Management

Andrew Branham, Accountant, BSL
Alisha Cox, Senior Payroll Manager
Roderick Green, Accountant, BSL
Michele Kennedy, Controller, DCFC/Stadium
Stacey Lough, Assistant Controller, DCM
Ismael Perez, Accounts Payables, DCM
Erica Proctor, Assistant Treasury Manager
Katherine Saller, Assistant Controller, Non-Football
Irene Shelby, Accounts Receivables Supervisor
Amanda Thomas, Inventory Control Manager
Elizabeth Borgsteadt, Staff Accountant
Gwendolyn Bugayong, Revenue Manager
Sabrina Davis, Accounts Payable, Ford Center
Tammy Dunaway, Senior Ticket Analyst
Rob Maiden, Accounts Payable, DCFC
Katie McClain, Credit Analyst
Sarah Nicholas, Assistant Controller, DCFC
Tara Perez, Credit Analyst
Nicolette Ricker, Payroll Clerk
Sherrie Rucker, Accounts Payable, DCM
Ricki Sanders, Accounts Payable, AT&T Stadium
Gary Vest, Credit Analyst
Michael Matale, Staff Accountant

Dallas Cowboys Merchandising

Timothy Burkhardt, Chief Operating Officer
Raquel Burgess, Sales Director

Tevin Nguyen, Director of Operations
Neil Wiseman, Director of Merchandising



AT&T Stadium

OPERATIONS

Tod Martin, Stadium General Manager
Amy Foreman, Assistant General Manager, Events
Susan Skaggs, Director of Civic Affairs
Scott Woodrow, Assistant General Manager, Facilities
Lucia Cabrales, Administrative Support, Stadium Ops
Andrew Allen, Guest Services Manager
James Brandhorst, Director of Engineering/
 Maintenance
TM Damato, Broadcast Technician
Steve Epperson, Director of Housekeeping
Royce Mitchell, Conversion Manager
Shane Randel, Senior Event Manager
Dwin Towell, Director of Broadcast Engineering
Brian Zumwalt, Senior Stadium Security Manager
Derrick Barnes Jr., Senior HVAC Technician
Richard Brite, HVAC Manager
James Brown, Sr. Stadium Engineering Tech
Truong Bui, Refrigeration Manager
Scott Campbell, Landscape Manager
Simon Escamilla, Asst. Stadium Engineer
Feliciano Ortiz, Maintenance Technician
Martin Perez, Maintenance Technician
Alfredo Tapia, 24/7 Security Coordinator
Gary French, Audio Engineer in Charge
Ibraheim Isa, Broadcast Technician
Phillip Villareal, Broadcast Technician
Megan Escobar, Event Operations Coordinator
Joseph Hoffman, Event Operations Coordinator
Derrick Barnes, Conversion Coordinator
Josh Keiffer, Manager of Parking & 24 Hour
 Security Ops.
Glenn Kimberlin, Dock Master
Sara Salvati, Security Coordinator
Trevor Buck, Irrigation Technician
William Ryan, Landscape Technician

EXECUTIVE

Doreen Nichols, Personal Assistant
Elisha Terry, Administrative Assistant Support
Jazzmine Irvin, Administrative Assistant Support
Susan Guzman, Accountant, Executive
Alicia Wilson, Executive Assistant to Gene Jones
Phil Whitfield, VIP Tour Ambassador

TICKET/SUITE SALES AND SERVICE

Doug Dawson, Senior Vice President, Ticket Sales
 and Service
Travis Clark, Senior Director of Suites & Events

Kasey Mesa, Senior Director, Suite Services
Lindsay Cottier, Director of Premium and Ticket
 Service

Lucas Kalinec, Director of Ticket Sales
Eriza Munoz, Suite Sales Consultant
Gina Owen, Suite Sales Consultant
Leslie Vitale Yarbrough, Luxury Suite Sales Consultant
Nicholas Ackels, Senior Sales Consultant
James Dougherty, Senior Sales Consultant
Ezra Emerson, Sales Consultant
Charles Farren, Senior Sales Consultant
David Hodgins, Formation Sales Consultant
Trevor Pond, Sales Consultant
Ashley Rains, Senior Sales Consultant
Gustavo Rodriguez, Sales Consultant
John Rogers, Formation Sales Consultant
Halle Still, Sales Consultant
Maria Varat, Sales Consultant
Marshall Williams, Sales Consultant
Hunter Bernays, Luxury Suite Services Coordinator
Kristen Ferguson Brantly, Luxury Suite Services
 Coordinator
Kourtney Miller Spilker, Luxury Suite Services Coord.
Jackie Ibarra, Manager of Premium and Ticket Service
Lori Lopez, Service Coordinator
Yazmin Lopez, Service Coordinator
Maddie Mueller, Service Coordinator
Deja Talford, Service Coordinator
Madysen Zell, Service Coordinator

EVENT BOOKING

Chad Estis, Executive Vice President of Business
 Operations
Delanie Nicosia, Senior Director of Booking, Stadium
Jennifer Surgalski, Senior Director, Strategic
 Project Development
Cara Horn, Manager, Event Booking

TICKET OFFICE

Ann Bihari, Senior Director of Ticket Operations
Timothy Attel, Box Office Manager
Raymond Garcia-Porras, Event Specialist
Kayla Padilla, Suite Ticket Manager
Carmen Rachal, Seat Options Manager, Ticket
 Operations
Chris Rogers, Specialty Ticketing Coordinator
Krishna Tuttle, Senior Event Specialist
Casey Yocom, Senior Ticket Analyst-Ticket Office
Abraham Cerda, Event Specialist
William Kassen, Suite Ticket Coordinator

Legends Hospitality - The Star

EXECUTIVE

Heather Fuxa, General Manager
Valery Barbosa, Office Manager

TOURS OPERATIONS

Kyle Zdukewicz, Tours Operations Manager
Ben Mohundro, Operations Supervisor

COWBOYS CLUB

Stacy Bowers, Director of Operations

FOOD AND BEVERAGE

Ben Ramirez, Food and Beverage Director
TJ Sakakini, Operations Director
Jesus Morales, Warehouse Supervisor
Andre Jackson, Warehouse Supervisor
David Bergeron, Warehouse Supervisor
Eliida Alvarez, Warehouse Supervisor

CATERING AND SPECIAL EVENTS

Chelsa Baker, Director of Catering and Special
 Events
Amy Tackett, Catering/Special Events Manager
Katie West, Catering/Special Events Manager
Kelsie Cunningham, Asst. Catering Sales Manager
Marissa Pace, Catering/Special Events Coordinator
Kateryna Mikhailova, Banquet Manager
Olga Urdaneta, Banquet Supervisor
Tatiana Paliokha, Banquet Supervisor
David Baker, Beverage Supervisor

CULINARY

Rex Turner, District Chef
Andrew Trollinger, Executive Chef
Connor Walden, Sous Chef
Luis Portillo, Culinary Supervisor
Ashleigh Wright, Pastry Chef

FINANCE

Anil Kukreja, Senior Finance Manager
Teresa Porche, Accountant
David King, Accountant

HUMAN RESOURCES

Darlene Washington, Human Resources Manager
Luciana Bagliery, Staffing Manager

SALES

Marta Gola, Vice President of Tour and Event Sales
Kristi Barick, Senior Sales Manager
Taylor Lemen, Event Manager
Amanda Afkhaminia, Catering/Special Events Manager
Kegan Snyder, Senior Sales Analyst

Legends Hospitality - AT&T Stadium

EXECUTIVE

CT Nice, Senior Vice President, Hospitality
Sheila Redmond, Office Manager

MERCHANDISE

Donald Doolin, Director of Merchandise
Maddie Ballengee, Assistant Director of Merchandise
Sammy Torres, Pro Shop Assistant Manager
Ashton Marcum, Retail Operations Manager
Wes Hunt, Merchandise Warehouse Manager
Jannette Duarte, Merchandise Coordinator

TOUR OPERATIONS

Kyle Zdunkewicz, Tours Operations Manager
Andrew Byrd, Tours Operations Assistant Manager
Perry Hill, Tour Ambassador Supervisor
Kelsey Ben, Tour Operations Supervisor

FOOD & BEVERAGE

George Wasai, Director of Food and Beverage
Kara Farris, Food and Beverage Manager
Cindy Korfanty, Food and Beverage Manager
Adam Welch, Food and Beverage Manager
Ginavieve Keidel, Food and Beverage Manager
Alys Dill, Food and Beverage Manager
Junior Zamora, Food and Beverage Manager
Heather Fuller, Concessions Sous Chef
Lorena Vasquez, Non-Profit Organization Coordinator
Jennifer Moloughney, Concessions Logistics Coordinator

CATERING AND SPECIAL EVENTS

Monique Rife, Director of Catering and Special Events
Josephine Man, Senior Catering and Events Operations Manager
Kwanjai Burgess, Catering and Special Events Manager
Mikayla Drewski, Catering and Special Events Manager
Carrie Brown, Catering and Special Events Manager
JD Diaz, Banquet Operations Manager
Caro Maturino, Banquet Manager
Salvador Padierna Jr, Assistant Banquet Manager
Kala Wofford, Catering and Special Events Coordinator

SUITES

Jeannie Spruferra, Director of Suites Service
Saskia Moyer, Assistant Director of Suites Service
Adrian Crayton, Senior Manager, Suites Operations
Leslie Walker, Suites Staffing Manager
Sarah Figueroa, Suites Service Manager
Anna Vergara, Suites Service Coordinator

Kiarra Grey, Suites Service Coordinator
Dechaun Lee, Suites Operations Supervisor

CULINARY

Marcelo Vasquez, Executive Chef
Christian Marentes-Sanchez, Executive Sous Chef
Marcello Guevara, Executive Pastry Chef
Francisco Verduzco, Sous Chef
Randy Ishie, Stadium Club Sous Chef
Travis Obiol, Banquet Chef
JP Marquez, Purchasing and Receiving Manager
Mélyn Hirt, Training and Food Safety Manager
Simon Borja, Executive Steward
Malik Lacey, Assistant Executive Steward
Rose Ozuna, Culinary Administrative Assistant

FINANCE

Ralph Verdeschi, Regional Director of Finance
Te'Neal Logan, Finance Manager
Matthew Kidwell, Payroll Manager
Nikki Sheppard, Accounting Manager
Celeste Gaytan, Accounting Specialist

INFORMATION TECHNOLOGY

Byron Sharp, IT Manager
Victor Rivas, Venue Technology Supervisor

CUSTOMER SERVICE

JT Sherrer, Regional Customer Service Manager

HUMAN RESOURCES

Rose Magallanes, Regional Human Resources Director
Jackie Polenz, Human Resources Manager
Matthew King, Human Resources Coordinator

SALES

Sean Penix, Director of Sales
Katherine Heldreth, Special Events Sales Manager
Chasity Abner, Special Events Sales Manager
Bryant Cappelletti, Group Sales Manager
Audrey Alford, Group Sales Account Executive
Amanda Briggs, Group Sales Account Executive
Robert Cruz, Group Sales Account Executive
Isaiah Hall, Group Sales Account Executive
Jake Kelley, Group Sales Account Executive
Ethan McKasson, Group Sales Account Executive
Tawanda Mwedziwendira, Group Sales Account Executive
Haley O'Hanna, Group Sales Account Executive
Spencer Olson, Group Sales Account Executive
Manav Patel, Group Sales Account Executive
Hanna Rich, Group Sales Account Executive
Brittany Martin, Business Development Coordinator



EXECUTIVE

JERRY JONES

Owner
President
General Manager

DALLAS DALLAS DALLAS
COWBOYS



In one of the most dramatic eras of ownership in professional sports, Jerry Jones' stewardship of the Dallas Cowboys has brought unprecedented results and success to one of the world's most popular sports entities. His more than three-decade long journey reached a rare pinnacle with his induction into the Pro Football Hall of Fame as a member of the 2017 class of enshrinees, as Jones became just the 15th owner in history to earn a bust in Canton.

Aside from being one of just three current owners to guide their franchises to at least three Super Bowl titles, Jones' efforts in the areas of sports marketing, promotion and the development of AT&T Stadium and The Star have created a vivid imprint on the landscape of the NFL and the American sports culture.

On the heels of his Hall of Fame selection, Jones was selected as one of the 100 Greatest Living Business Minds in commemoration of *Forbes* magazine's 100th year anniversary in 2017. In that same year, he was also recognized for his career contributions to sports in America by being named the 2017 recipient of the *Sports Business Journal's* Lifetime Achievement Award. Prior to his enshrinement in Canton, *USA Today* designated Jones as No. 1 on its list of the 100 Most Important People in the NFL in July of 2016.

Highlighted by Super Bowl victories following the 1992, 1993 and 1995 seasons, Jones became the first owner in NFL history to lead his team to three league championships in his first seven years of ownership. In 1995 Dallas also became the first team in NFL history to win three Super Bowls in four seasons while tying the then NFL record for most Super Bowl victories by an organization with five.

The first decade of Jones' ownership closed with eight playoff appearances, six division titles, four conference championship game appearances and three world crowns as the Cowboys were named the NFL's Team of the 1990s. More recently, the Cowboys have won NFC East Division titles in 2007, 2009, 2014, 2016, 2018 and 2021, while the '21 club secured the 16th playoff appearance in Jones' 33 years of leadership. Dallas also established the club record for regular season wins (13) in 1992 and equaled that mark with 13 victories in 2007 and 2016.

Following the 2014 season, a year when the Cowboys posted a 12-4 record and then won a home playoff game, Jones was named the NFL Executive of the Year by the Pro Football Writers Association of America.

Along with the success of the Dallas Cowboys on the field, Jones' vision and leadership provided the driving influence behind the concept, design and construction of AT&T Stadium in Arlington, Texas - a venue that is recognized internationally as perhaps the most spectacular and state-of-the-art sports stadium in the world.

Opened to the public in May 2009, the stadium's dramatic first season of operation resulted in the venue being named the Sports Facility of the Year by the *Sports Business Journal*. Along with that achievement for the team's new home, Jones was also named the 2009 Sports Executive of the Year by the *SBJ*.

The 100,000-plus capacity stadium set the attendance record for an NFL regular season game as

105,121 witnessed the Sept. 20, 2009 home opener, while the 108,713 who attended the NBA All-Star Game in 2010 became the largest crowd to witness a basketball game in the history of the sport. On May 8, 2021, the championship boxing match featuring Canelo Alvarez and Billy Joe Saunders drew 73,126 spectators to AT&T Stadium, marking the largest indoor crowd to ever witness a prizefight in U.S. history.

During the pandemic season of 2020, the Cowboys and AT&T Stadium safely hosted the most fans for NFL games throughout the league with a total attendance figure of 219,021 fans for Dallas' eight home games, an average of 27,378 per-game.

In over 12 years of operation, more than 13 million fans have attended events that included high school and collegiate football, major college basketball, international soccer, professional bull riding, Supercross, world championship boxing and concerts featuring world-renowned recording artists. More than 5.5 million visitors have passed through the 12-story high doors of the stadium for daily public tours of the venue.

With its architectural versatility and cutting-edge media capabilities, AT&T Stadium has become a visible beacon establishing North Texas as a major focal point on the sports and entertainment canvas of North America.

The brilliant home of the Cowboys is a powerful catalyst in attracting a wide range of national and international events that will define the future of the region for generations to come. The stadium has already played host to Super Bowl XLV (February 2011), the NCAA Final Four in men's basketball (April 2014), the inaugural College Football Playoff Championship Game (January 2015) and in 2018 became the first NFL stadium to host the NFL Draft. Other top-flight sporting events include the annual Cotton Bowl Classic and the Texas A&M-Arkansas football Southwest Classic. AT&T Stadium also remains the only venue in the world to host an NBA All-Star Game, a Super Bowl, the Men's NCAA Final Four and the College Football Playoff Championship Game. Most recently, the city of Dallas was named one-of-16 host cities for FIFA World Cup 2026, with international soccer matches to be played at AT&T Stadium.

Jones recently turned his football development and marketing expertise to the World Headquarters and training facility of the Dallas Cowboys, as The Star in Frisco, Texas opened its doors for operation in the summer of 2016. Located in a rapidly growing community of more than 200,000 residents, The Star is a partnership with the City of Frisco and The Frisco Independent School District that places a strong focus on inspiring a solid future for high school football, youth sports and the next generation of players and fans by uniquely engaging them at the place where the Cowboys live, work and practice.

The Star is the only NFL training facility that is shared with a public high school athletic program. All 12 Frisco ISD high schools play sporting events in Ford Center at The Star, a state-of-the-art, 510,000-square-foot indoor athletic facility. With a capacity of 12,000 seats, Ford Center hosts a variety of events in addition to football games, such as concerts, collegiate basketball, professional boxing, soccer matches and meetings, to name a few.

The Star includes a 91-acre mixed-use development located on the Dallas Tollway. In addition to the team's headquarters, the project is a vibrant destination that features shopping, dining, nightlife, athletics, fitness, event, hotel and residential options.

Since he took over as general manager in 1989, Dallas has drafted 39 different players who have gone on to appear in a combined total of 129 Pro Bowls as Cowboys - 43 players and 143 Pro Bowls including selections after leaving Dallas. Dallas has also signed 14 free agent players who have made 32 Pro Bowls while representing the Cowboys. Additionally, Dallas traded for three different players who made five Pro Bowls. Since 1989 the Cowboys have made 163 trades, the most celebrated of which was the 1989 deal that sent Herschel Walker to the Minnesota Vikings and provided the personnel foundation for three league titles.

His recent efforts to stock the Dallas roster have resulted in some of the NFL's most productive drafts in recent history. In the last 12 years (2010 to 2021) Dallas has selected 16 players who have become Pro Bowlers: Dez Bryant and Sean Lee (in 2010), Tyron Smith, DeMarco Murray and Dwayne Harris (2011), Travis Frederick (2013), Zack Martin and DeMarcus Lawrence (2014), Byron Jones (2015), Ezekiel Elliott, Jaylon Smith and Dak Prescott (2016), Leighton Vander Esch (2018), Trevon Diggs and CeeDee Lamb (2020) and Micah Parsons (2021). The 16 Pro Bowl draft picks are the most by any team over that span, and that group has gone on to earn a combined total of 42 Pro Bowl selections. Nine of those draft picks have also been named to at least one All-Pro team since their selection - the most in the NFL - and their combined 14 All-Pro selections rank second league-wide in that time.

The foundation for the future success of the team has been secured through savvy draft maneuvers and key free agent acquisitions, starting up front on the offensive line. Smith and Martin were Pro Bowlers together for the eighth and seventh times, respectively, following the 2021 season. Prescott and Elliott - Dallas' duo of young offensive backfield weapons - became the first pair of Cowboys rookies to ever be selected to the Pro Bowl in 2016. Prescott opened his career by becoming the first rookie quarterback in Cowboys history to be named to the Pro Bowl and the first to win AP Offensive Rookie of the Year, while Elliott won NFL rushing titles in two (2016 and 2018) of his first three years in the League. Lamb is another in the line of great Cowboys receivers to don the famed number 88 jersey, establishing a team rookie record with 74 catches in his first season and then eclipsing the 1,000-yard mark in his second year.

Defensively, Diggs and Parsons anchor an ascending young group of players. Diggs tied the club record with 11 interceptions in 2021, while Parsons earned AP Defensive Rookie of the Year honors by establishing a Cowboys rookie record with 13.0 sacks.

In selecting the on-the-field leadership for the Cowboys, Jones hired a pair of coaches who won three Super Bowls in Dallas: Jimmy Johnson (1992-1993) and Barry Switzer (1995). Chan Gailey followed with a division title and playoff appearances from 1998-99. In 2003 Jones successfully recruited two-time Super Bowl winner Bill Parcells to Dallas, and Parcells led the team to three winning seasons and two playoff trips in four years. In February 2007, Jones added another successful NFL head coach in Wade Phillips, who guided the club to a pair of division titles in his first three years (2007 and 2009) and a playoff victory in 2009. In 2011 Jones named Jason Garrett as the team's eighth head coach after the former Cowboys quarterback guided the club to a 5-3 record as the interim coach in the second half of the 2010 season. Garrett added three division titles in 2014, 2016 and 2018, and his 79 career wins represent the second-most victories by a head coach in club history. In 2020 Jones hired Super Bowl XLV winning head coach Mike McCarthy as the newest head coach of the Dallas Cowboys, marking the fourth coach that

Jones has selected who had either previously won a Super Bowl or would go on to lead the Cowboys to a world championship.

In the last 43 years, 38 different owners have entered the NFL. Of that group, only Jerry Jones, Pat Bowlen (Denver) and Robert Kraft (New England) have guided their franchises to more than two Super Bowl championships. Moreover, Jones joins Art Rooney, Jack Kent Cooke, Al Davis, Eddie DeBartolo, Kraft and Bowlen as the only men to win at least three Super Bowls as NFL owners.

On the league front, Jones actively contributes his vision and enthusiasm to enhancing the NFL's status as the world's premier professional sports league by serving on a wide range of league committees. In his 33-year career, Jones has worked on 15 different NFL ownership committees for a combined total of 136 years. As a member of the Management Council Executive Committee, he was very involved in the 2011 and 2020 labor negotiations that resulted in the most recent Collective Bargaining Agreement between the NFL and its players. In addition to the CEC, Jones is currently the Chairman of the NFL Media O&O Committee, Chairman of the Pro Football Hall of Fame Committee and is a member of the NFL Media Committee. Jones also served on the committee that was charged with overseeing the search for a successor to retired NFL Commissioner Paul Tagliabue, a process that successfully landed current NFL Commissioner Roger Goodell in September 2006. In addition, Jones has served two prior terms as a member of the NFL's Competition Committee as well as prior stints on the Business Ventures Committee and the Health and Safety Committee.

His contributions and innovations in the areas of marketing, corporate sponsorships, television, stadium management, stadium development, labor negotiations and community service have made a visible imprint on the ever-evolving face of professional sports in America. Since becoming involved with the Cowboys, Jones' accomplishments have been recognized through his induction into the Boys & Girls Clubs of America Hall of Fame, the Texas Sports Hall of Fame (2007), the Texas Business Hall of Fame (2005), the Arkansas Sports Hall of Fame (1999) and the Missouri Sports Hall of Fame (1998). In July 2012, Jones was recognized as the Lifetime Achievement Award recipient by the Arkansas Sportscasters and Sportswriters Hall of Fame. In August 2007, he served as the presenter for Michael Irvin's induction into the Pro Football Hall of Fame, a recognition he was also named for by Emmitt Smith in Canton in August 2010, Larry Allen in 2013 and Gil Brandt in 2019. Jones was also selected for induction into the Cotton Bowl Hall of Fame in 2020.

In April 2014 Jones received the prestigious Horatio Alger Award in Washington, D.C. and was inducted as a lifetime member into the Horatio Alger Association of Distinguished Americans. In May 2014, Jones was also recognized with the Lifetime Achievement Award presented by Pop Warner Little Scholars, Inc. On October 3, 2013, Jones was inducted into the National Football Foundation's Leadership Hall of Fame, an award which celebrates leadership of a lifetime of success on the field, in the boardroom and in the community. In 2017 Jones was honored with the SEAL Legacy Award. In 2018 he was inducted into the North Texas Commercial Association of Realtors Hall of Fame for his contributions to the Dallas-Fort Worth real estate landscape with the construction of AT&T Stadium and The Star. Also in 2018, Jones was given the Governor's EMMY for long-time contributions to Texas television broadcasting by the Lone Star Chapter of the National Academy of Television Arts and Sciences.

In 2022, Jones was honored as an MD Anderson Living Legend, and earned the Walter Camp Football Foundation's "Distinguished American" award.

As a co-captain of the 1964 National Championship Arkansas Razorbacks, Jones is one of a small number

of NFL owners who actually earned a significant level of success as a football player. He is the only man in the history of the NFL to play for a collegiate national championship football team and own a Super Bowl winner. In addition, Jones and the legendary George Halas are the only two men to become NFL owners after playing in a major college football bowl game. His current ties to the college game include membership on the Board of Directors for the National Football Foundation and College Football Hall of Fame.

A man of varied interests who will not rest on yesterday's achievements, he is a dedicated businessman and family man, sharing a vivid enthusiasm for both. Although Jones and his family are very involved in numerous civic and charitable causes, the Joneses have left an indelible local and national impression on the philanthropic landscape with their love and dedication to The Salvation Army.

For the past 25 seasons, the Jones family has dedicated the Cowboys Thanksgiving Day halftime show as a national showcase to kick off The Salvation Army's annual Red Kettle Campaign. Through the donation of national television airtime, the event has created a holiday tradition while helping to increase donations to The Salvation Army's annual fundraising efforts by nearly \$3 billion dollars. Reba McEntire, Destiny's Child, Sheryl Crow, Carrie Underwood and Kenny Chesney are just a few of the distinguished artists who have provided entertainment for the holiday extravaganza.

The Salvation Army points to the annual Cowboys kickoff event as one of the most effective, creative and important innovations that has been developed in the long and storied history of the organization.

The Joneses received the Evangeline Booth Award in 1999, one of The Army's highest national community service awards, and have been selected for membership into the prestigious Salvation Army William Booth Society. Jerry and his wife, Gene, were also named to The Army's National Advisory Board in April 1998 shortly after being named the organization's Partners of the Year in 1997. In April 2007, the Joneses served as the honorary chairpersons for The Salvation Army's National Advisory Organizations Conference (NAOC) that was held in Dallas.

For 10 years, Gene and Jerry Jones served as hosts and underwrote the costs for the Super Lunch, a fund-raising event for The Salvation Army Irving Corps Community Center. In 1998 the Gene and Jerry Jones Family Center for Children opened in conjunction with The Army.

As part of the Jones Family and the Dallas Cowboys commitment to Arlington, Texas, the home of the club's stadium, Gene and Jerry Jones Family Charities will donate a total of \$16.5 million to non-profit organizations serving youth in Arlington from 2009-2041.

In 2001 the Joneses were awarded the Chairman's Award by The Boys & Girls Clubs of America. In June 2002, Gene and Jerry Jones were recognized as the

recipients of the Children's Champion Award for Philanthropy that was presented by the Dallas for Children organization. In 2003 the Family Gateway organization of Dallas presented Gene and Jerry with the Annette G. Strauss Humanitarian Award. In April 2005, Gene and Jerry were recipients of the Hope Award, the highest community service recognition awarded by the Lone Star Chapter of the National Multiple Sclerosis Society. In 2010 the Jones Family and the Cowboys were selected by The Boys & Girls Clubs of America to receive the prestigious Chairman's Award that recognized the Cowboys' long and dedicated history of support.

The Jones family has been very involved with several other community-related organizations, including Children's Medical Center of Dallas, Happy Hill Farm Academy/Home, the National Board for The Boys & Girls Clubs of America, the Kent Waldrep Paralysis Foundation, The Rise School of Dallas, The Family Place and The Family Gateway. In 2010 the Jones family endowed the North Texas Youth Education Town with a \$1 million grant. Created as a lasting legacy of Super Bowl XLV, the North Texas YET is administered by The Salvation Army and provides North Texas youth with education, mentoring, fitness and character enrichment programs. In May of 2019, ground was broken on the Gene and Jerry Jones Family Hope Lodge in recognition of their lead gift on a project associated with the American Cancer Society that will provide housing to families of cancer patients on property located adjacent to the Baylor University Medical Center campus in Dallas.

In March 2021, the Jones family made a historic \$20 million gift to the National Medal of Honor Museum Foundation. As Co-Chairs of the Foundation's National Leadership Council, Gene and Jerry Jones are actively engaged in leading the capital campaign to design and construct the National Medal of Honor Museum and Leadership Institute in Arlington, Texas and the National Medal of Honor Monument in Washington, D.C. Together, these national treasures will stand in enduring recognition of the American heroes who have received our country's highest recognition for valor in combat - The Medal of Honor.

Jerry (10/13/42) and Gene live in Dallas. They have three children, Stephen, Charlotte and Jerry Jr., and nine grandchildren.

Stephen is a graduate of the University of Arkansas and serves as the Cowboys Chief Operating Officer/Executive Vice President/Player Personnel. Charlotte is a Stanford graduate and serves as the Cowboys Executive Vice President/Chief Brand Officer. Jerry Jr., a graduate of Georgetown University, who earned his law degree from Southern Methodist University, is the Cowboys Executive Vice President/Chief Sales and Marketing Officer.

Jerry Jones graduated from Arkansas in 1965 with a Bachelor of Science in Business Administration, and earned a Master of Arts degree from the university that same year.

Chronology Since 1989:

February 25, 1989 – Jones purchases the Dallas Cowboys and the lease to manage Texas Stadium from H.R. "Bum" Bright. Jerry Jones names Jimmy Johnson as the new head coach.

April 20, 1989 – Jones completes negotiations on Troy Aikman's contract – a six-year deal that is completed four days before Aikman is the top overall selection in the 1989 NFL Draft.

October 12, 1989 – Herschel Walker is traded to Minnesota for five players, six conditional draft choices and a 1992 first round draft choice. Among the players who actually came to Dallas as a result of the trade include Emmitt Smith, Russell Maryland, Kevin Smith and Darren Woodson.

August 10, 1990 – The Cowboys first-ever in-state training camp concludes at St. Edward's University in

Austin. Over 100,000 fans attend workouts, while more than 400 media credentials are issued. Austin officials estimate the camp brought an additional \$3.2 million of income into the Austin area.

September 5, 1990 – The Cowboys trade Steve Walsh to the New Orleans Saints for a first and third round draft choice in 1991 and a conditional second round pick in 1992.

April 19, 1991 – A deal is made to bring the first overall selection in the 1991 NFL Draft to Dallas in exchange for a first and second round selection and three veteran players. Dallas selected Outland Trophy winner Russell Maryland with the top pick.

April 21-22, 1991 – In an unprecedented action among NFL clubs, Dallas signs their top three draft picks on draft day, also drafting a club-record 17 players.

July 16, 1991 – The Cowboys open training camp in Austin with all 17 of their draft choices under contract. Dallas concludes its second training camp at St. Edward's University with over 75,000 fans attending the Cowboys practices.

November 24, 1991 – The Cowboys end the Redskins 1991 undefeated streak at 11 games with a 24-21 victory at RFK Stadium.

December 15, 1991 – Dallas defeats Philadelphia, 25-13, at Veterans Stadium to secure a wild card playoff spot. The victory marks the team's first trip to the playoffs since 1985.

December 22, 1991 – Dallas closes the 1991 season with a 31-27 win over Atlanta, marking the team's best record (11-5) since 1983.

January 5, 1992 – Dallas defeats Chicago by a 17-13 score in an opening round playoff game at Soldier Field. The victory marks the Cowboys first playoff win since 1982.

May 1, 1992 – Jerry Jones is appointed to the NFL's Competition Committee by Commissioner Paul Tagliabue. Jones becomes the first owner to serve on the prestigious committee since the death of Cincinnati's Paul Brown.

December 21, 1992 – Before a national television audience on ABC's Monday Night Football, the Cowboys defeat the Atlanta Falcons (41-17) at the Georgia Dome to claim the NFC Eastern Division Championship. The victory marks the Cowboys first divisional title since 1985. It is the 14th divisional title in club history.

December 23, 1992 – Six players from the Cowboys offense are selected to play in the Pro Bowl. The six players establish a Dallas Cowboys record for most offensive players selected to the Pro Bowl.

December 27, 1992 – Dallas defeats Chicago by a 27-14 score at Texas Stadium. The victory is the 13th of the year for Dallas, establishing a club record for wins in a season. Emmitt Smith finishes the season with 1,713 rushing yards, becoming the first player to win back-to-back NFL rushing titles since Eric Dickerson (1983-84).

December, 1992 – The Cowboys set a team record for road attendance by averaging 72,523 fans-per-road game. The team also played before a sold-out stadium in all 16 regular season games.

January 10, 1993 – In their first home playoff game since 1983, Dallas hands NFC East rival Philadelphia a 34-10 defeat in an NFC Divisional Playoff Game.

January 17, 1993 – In their first NFC Championship Game since 1982, the Cowboys defeat San Francisco by a 30-20 score at Candlestick Park. The victory sends Dallas to Super Bowl XXVII in Pasadena, marking the Cowboys first Super Bowl trip since 1978.

January 31, 1993 – While making an NFL-record sixth Super Bowl appearance, the Cowboys defeat Buffalo 52-17 in Super Bowl XXVII at the Rose Bowl in Pasadena. Troy Aikman was named the game's MVP after throwing four touchdown passes. The Super Bowl crowd of 98,374 becomes the largest crowd to ever witness a Cowboys game. The game was witnessed by 133.4 million television viewers, making Super Bowl XXVII the most watched event in television history.

March 5, 1993 – The Super Bowl Champion Dallas Cowboys become the first athletic team to visit the White House under President Bill Clinton's administration. The visit to the White House is the first in club history.

December 28, 1993 – An NFC-record 11 Dallas players are selected to the Pro Bowl. That group includes a club-record eight offensive selections (seven Pro Bowl starters).

January 2, 1994 – The Cowboys defeat the N.Y. Giants 16-13 in overtime at the Meadowlands. The win clinches the Cowboys second straight NFC East title and the 15th division crown in club history.

January 2, 1994 – Emmitt Smith finishes the season with 1,486 yards to earn his third straight NFL rushing crown. He becomes just the fourth man in NFL history to win three consecutive rushing titles. He is also named Associated Press NFL Player of the Year, the first Cowboy so honored.

January 23, 1994 – Dallas defeats San Francisco 38-21 in the NFC Championship Game at Texas Stadium. The victory gives the Cowboys an NFL-record seventh conference championship in the first conference title game to be played at Texas Stadium since Jan. 1, 1978.

January 30, 1994 – Dallas becomes one of just three NFL teams to win four Super Bowls by defeating Buffalo (30-13) in Super Bowl XXVIII at the Georgia Dome in Atlanta. The victory enables the Cowboys to become the only franchise in NFL history to win more than one Super Bowl under two different owners. The game featured two rushing touchdowns by Super Bowl MVP Emmitt Smith.

March 30, 1994 – Barry Switzer is named the new head coach of the Dallas Cowboys – and the third head coach in team history. Switzer replaces Jimmy Johnson, who stepped down as the Cowboys head coach the previous day.

December, 1994 – For the second straight season, the Cowboys send a club and NFC-record 11 players to the Pro Bowl.

January, 1995 – The Cowboys set a Texas Stadium record for home attendance with an average crowd of 64,579, the first time Dallas has averaged over 64,000 fans-per-game at Texas Stadium. The previous record was 63,943 set in 1981.

January 15, 1995 – The Cowboys play in their third NFC Championship Game of the decade. The Cowboys are the only NFL team to play in multiple conference championship games in each decade of the team's existence.

December 24, 1995 – Dallas wraps up its fourth straight NFC Eastern Division title – a feat no other NFC East team had accomplished other than the Cowboys teams from 1976 to 1979.

December 25, 1995 – Emmitt Smith closes the season with a team-record 1,773 rushing yards and an NFL-record 25 rushing scores. Smith led the NFL in rushing for the fourth time in five years, becoming the fifth player in NFL history to win at least four rushing titles.

December, 1995 – Ten Cowboys are selected to the NFC Pro Bowl squad. Since 1993 Dallas has earned 32 Pro Bowl selections – the most ever by one team over a three-year period.

January 14, 1996 – The Cowboys win an NFL record eighth conference championship game by defeating the Green Bay Packers 38-27 at Texas Stadium. The victory marked the Cowboys third NFC title in four years.

January 28, 1996 – Dallas becomes the first team in NFL history to win three Super Bowls in a four-year period by defeating the Pittsburgh Steelers 27-17 in Super Bowl XXX at Sun Devil Stadium in Tempe, Ariz. The game is witnessed by 138.4 million television viewers, making Super Bowl XXX the most watched event in television history. The victory enables Dallas to earn its fifth Super Bowl title – joining the San Francisco 49ers as the second NFL franchise to win five Super Bowls. Dallas also became the first NFL franchise to win Super Bowls with three different head coaches.

December 15, 1996 – The Cowboys clinch a fifth straight division title with a 12-6 win over the New England Patriots at Texas Stadium. The championship enables the Cowboys to become the first team in NFL history to win five straight NFC Eastern Division crowns.

January 5, 1997 – Dallas closes the postseason with a divisional playoff loss at Carolina. The loss marks the first time since the 1991 season that the Cowboys were unable to reach the NFC title game.

December, 1997 – The Cowboys close the 1997 season with a 6-10 record, marking the team's first non-playoff season since 1990.

February 12, 1998 – Jerry Jones names Chan Gailey as the fourth head coach in the history of the Dallas Cowboys franchise. Gailey, who had previously served as the Pittsburgh Steelers offensive coordinator, replaces Barry Switzer, who resigned on January 9.

July 15, 1998 – The Cowboys open training camp at Midwestern State University in Wichita Falls, Texas. Attendance figures for the four-week camp exceed 100,000.

November 8, 1998 – With 163 yards on 29 carries in a 16-6 win over the New York Giants, Emmitt Smith becomes the Dallas Cowboys all-time leading rusher. Smith's performance against New York pushes him past Tony Dorsett (12,036).

December 20, 1998 – After a one-year absence from postseason play, the Cowboys clinch their sixth NFC Eastern Division title in the last seven years with a 13-9 win over Philadelphia at Texas Stadium. The 1998 division crown is the 19th division championship (15th NFC East title) in the club's 39-year history.

December 27, 1998 – After scoring a first half touchdown on a one-yard run against the Redskins at Texas Stadium, Emmitt Smith becomes the NFL's all-time leader in rushing touchdowns, moving ahead of Marcus Allen (123). Smith would later add a 26-yard touchdown run in the second quarter to bring his league record total to 125 by season's end. The Cowboys closed the year with a 23-7 victory over Washington and a 10-6 record, enabling Dallas to become the first team in the history of the NFC East to post an 8-0 record in division play.

December 24, 1999 – The Dallas Cowboys NFL-record of consecutive games in front of sold out stadiums came to an end in a Christmas Eve game against the New Orleans Saints in the Louisiana Superdome. The streak, which included home and away games, came to a halt after 160 games. It began on Dec. 23, 1990 at Philadelphia's Veterans Stadium and included 79 straight sell-outs at Texas Stadium (including playoffs) and 81 straight sell-outs on the road (including playoffs).

January 2, 2000 – The Cowboys close the century as the NFL's most successful team in the decade of the 1990s. From 1990 to 1999, Dallas qualified for the playoffs eight times, won six division titles, made four trips to the conference championship game and won three Super Bowls. The 1999 season ends with an 8-8 regular season record and a wild card playoff loss at Minnesota on Jan. 9, 2000.

January 26, 2000 – Jerry Jones names Cowboys defensive coordinator Dave Campo as the fifth head coach in franchise history. Campo was an assistant coach for the previous 11 years and was the defensive coordinator for the 1995 team that won Super Bowl XXX.

August 27, 2001 – Dallas defeats Oakland in a preseason American Bowl game in Mexico City that marks the Cowboys ninth international game. With stops in England (2), Japan (2), Mexico (4) and Canada (1), the Cowboys have played more international games than any other team in the NFL.

October 27, 2002 – In a 17-14 loss to the Seattle Seahawks at Texas Stadium, Emmitt Smith moved past Walter Payton to become the all-time NFL rushing leader. Smith finished the 2002 season, and his Dallas Cowboys career, with 17,162 yards, 436 more than Payton's previous career mark of 16,726.

January 2, 2003 – Jerry Jones names Bill Parcells as the sixth head coach in Dallas Cowboys franchise history. Parcells, a two-time Super Bowl winner with the New York Giants, replaces Dave Campo.

December 21, 2003 – The Cowboys topped the N.Y. Giants to record their 10th win of the season, securing a wild card berth in the playoffs. It was the club's

27th postseason appearance, extending their NFL record. It was also the 24th season in team history that Dallas posted at least 10 wins, also a league record.

November 2, 2004 – With 55% of the vote, the citizens of Arlington, Texas overwhelmingly support a stadium referendum at the polls. The public-private partnership between the City of Arlington and the Dallas Cowboys will fund a retractable roof stadium with capacity for up to 100,000 people in the heart of Arlington's entertainment district. With over \$400 million committed by the team and stadium users, it was the largest private investment in a stadium in NFL history, and the stadium gives North Texas the ability to bring major events like the Super Bowl and the NCAA Final Four to the region.

September 19, 2005 – Troy Aikman, Michael Irvin and Emmitt Smith, the cornerstone players of the three-time Super Bowl Champion Cowboys teams of the 1990s became the 15th, 16th and 17th members of the club's Ring of Honor. The trio finished their Cowboys career holding almost every major passing, receiving and rushing record while helping the organization become the NFL's Team of the Decade for the '90s. A record crowd of 65,207 fans pack Texas Stadium to witness the halftime event during the Monday Night Football match-up against division rival Washington.

December 24, 2005 – With a 24-20 win at Carolina, the Cowboys clinch the 29th winning season in the franchise's 46 years in operation. Dallas finished the year 9-7.

January 1, 2006 – The Cowboys played in front of 63,131 fans in the regular season finale at Texas Stadium on Jan. 1, 2006, pushing the club's all-time home attendance figure past the 20 million mark. Dating back to the 1960 franchise opener at the Cotton Bowl, 20,002,761 fans have now seen the Dallas Cowboys in person at the Cotton Bowl and Texas Stadium.

April 10, 2006 – Ground was broken on the new Dallas Cowboys stadium in Arlington, Texas. The state-of-the-art venue is scheduled for completion by the start of the 2009 NFL season and will accommodate between 80,000 and 100,000 fans.

August 5, 2006 – Three-time Super Bowl Champion quarterback Troy Aikman and six-time Pro Bowl tackle Rayfield Wright become the eighth and ninth former Cowboys to be enshrined in the Pro Football Hall of Fame in Canton, Ohio. Aikman, the MVP of Super Bowl XXVII and the winningest quarterback of the 1990s is selected in his first year of eligibility. Wright, a member of the NFL's 1970s All-Decade team and two Super Bowl winning teams in Dallas is selected in his first year as a senior's committee nominee.

December 16, 2006 – With a 38-28 win over the Atlanta Falcons in the Georgia Dome, the Cowboys secured a playoff berth en route to a 9-7 regular season record and a second place finish in the NFC East. The victory marked the organization's 28th postseason appearance, extending their NFL record.

February 8, 2007 – Jerry Jones announced the appointment of Wade Phillips as the seventh head coach in Dallas Cowboys history. Phillips, who brought a previous 45-35 record as an NFL head coach to the club, replaced Bill Parcells who announced his retirement from coaching on January 22, 2007.

May 22, 2007 – At NFL owners' meetings in Nashville, Tennessee, North Texas was selected to host Super Bowl XLV. The game will be played at the Cowboys new stadium in Arlington, Texas, on February 6, 2011. The first Super Bowl to be presented in North Texas was awarded on the fourth ballot of a vote by the NFL ownership.

August 4, 2007 – Michael Irvin, a member of six divisional winners and three Super Bowl championship teams with the Cowboys of the 1990s, becomes the 10th former Dallas Cowboys player to be enshrined

in the Pro Football Hall of Fame. Irvin, the Cowboys career leader in receptions and yardage, is presented by team owner Jerry Jones for induction at the ceremony in Canton, Ohio.

December 9, 2007 – With a 28-27 win at Detroit, the Cowboys clinched the NFC Eastern Division title for the first time since 1998. The win gave Dallas its 20th division championship (16th NFC East). Dallas closed the season with an NFC-best 13-3 record, tying the club mark for regular season victories that was set in 1992.

February 10, 2008 – A record 13 Dallas Cowboys participated in the Pro Bowl in Hawaii. Representing the club on offense were starters Tony Romo, Terrell Owens, Flozell Adams, Andre Gurode, Leonard Davis and Jason Witten. Marion Barber was a reserve for the NFC offense. On the defensive side, DeMarcus Ware and Ken Hamlin were starters while Roy Williams, Terence Newman and Greg Ellis were reserves. Rookie placekicker Nick Folk was also selected.

December 4, 2008 – A topping out ceremony was held at the then named Cowboys Stadium as the last major lift took place over the stadium's east end zone door. Owner Jerry Jones and Arlington Mayor Robert Cluck were joined at the event by a number of Cowboys Hall of Fame players including Bob Lilly, Michael Irvin, Tony Dorsett and Rayfield Wright.

December 14, 2008 – With a 20-8 win over the N.Y. Giants, the Cowboys clinch the 32nd winning season in franchise history. Dallas finished the year 9-7.

December 16, 2008 – Five members of the Dallas Cowboys were named to the Pro Bowl as Davis (second selection), Gurode (third), Jay Ratliff (first), Ware (third) and Witten (fifth) were selected. Adams (fifth) was later added as injury replacement.

May 27, 2009 – With the Jones Family, Arlington Mayor Robert Cluck and many Cowboys greats present, the West End Zone doors opened to a crowd of almost 2,000 as part of the building's Ribbon Cutting ceremony.

June 6, 2009 – The inaugural event at the then named Cowboys Stadium was a star-studded country music concert headlined by George Strait. Superstar Reba McEntire, singer/songwriter Blake Shelton and recording artist Lee Ann Womack joined the event. During the middle of the show, Strait called for the roof to be opened, and the show finished under a starry night sky.

September 20, 2009 – The 105,121 fans who attended the first regular season game at the then named Cowboys Stadium (Dallas against the New York Giants) became the largest crowd to ever witness an NFL regular season – or postseason – game.

January 3, 2010 – With a 24-0 win over Philadelphia, the Cowboys wrapped up the NFC Eastern Division title – marking the 21st division crown in the club's 50-year history. Dallas advanced to the playoffs for the 12th time in the 21 years of Jones' tenure as the owner and general manager.

January 9, 2010 – Then named Cowboys Stadium played host to its first NFL playoff game when Dallas dropped Philadelphia by a 34-14 margin in front of 92,951 fans in Arlington. The victory increased the Cowboys NFL-best total of all-time postseason wins to 33.

February 14, 2010 – The 108,713 fans who saw the NBA All Star Game at the then named Cowboys Stadium became a part of history as they made up the largest crowd to attend a basketball game – at any level – in the more than 100-year history of the sport.

August 7, 2010 – Emmitt Smith, the NFL's all-time leading rusher with 18,355 yards and winner of three Super Bowl rings, became the 12th player in franchise history inducted into the Pro Football Hall of Fame. Smith, who won NFL and Super Bowl MVP awards and is the NFL record holder with 11 consecutive 1,000-yard rushing seasons, was presented by team owner Jerry Jones for the induction ceremony in Canton, Ohio.

January 6, 2011 – Jerry Jones announced the appointment of Jason Garrett as the eighth head coach in Dallas Cowboys history. The former Cowboys quarterback guided the club to a 5-3 record as the interim coach in the second half of the 2010 season and became the first former Cowboys player to earn a spot as the head coach.

February 6, 2011 – For the first time in the region's history, North Texas played host to a Super Bowl when the Green Bay Packers and Pittsburgh Steelers faced off in Super Bowl XLV on Feb. 6 at the then named Cowboys Stadium. The Packers earned their fourth Super Bowl Championship with a 31-25 win in front of 103,219 fans - the fourth-largest crowd to watch a Super Bowl.

November 6, 2011 – Larry Allen, Charles Haley and Drew Pearson were inducted into the Ring of Honor at halftime of the Cowboys-Seahawks game becoming the 18th, 19th and 20th members of the club's Ring of Honor. All three players earned Super Bowl rings in their years with the Cowboys, Allen - one; Haley - three and Pearson - one.

December 26, 2012 – Two Dallas Cowboys were named to the original Pro Bowl squad as DeMarcus Ware earned his seventh consecutive and overall trip and Jason Witten his eighth overall. Anthony Spencer then made his first career Pro Bowl appearance when he was added to the NFC's all-star roster as an injury replacement.

February 2, 2013 – Larry Allen, one of the best offensive linemen in NFL history, was announced as one of the inductees into the Pro Football Hall of Fame. Allen, who spent 12 years in Dallas and was a part of four NFC East titles and one Super Bowl victory, made more Pro Bowl appearances than any offensive player and tied the second-most by any player in franchise history. Jerry Jones will be Allen's presenter at the ceremony. Former Cowboys head coach, Bill Parcells (2003-06) was also one of the inductees for the class of 2013.

July 25, 2013 – Dallas Cowboys and AT&T announced the new home of the Cowboys will be AT&T Stadium, formerly Cowboys Stadium.

August 13, 2013 – The City of Frisco, Texas and the Frisco Independent School District announced a partnership with the Dallas Cowboys establishing Frisco as the future home of the Cowboys world corporate headquarters and training location. A multi-use special events and sports facility, to be developed on a footprint of approximately 20 acres, and the Cowboys world corporate headquarters on a footprint of approximately five acres, is the centerpiece of additional mixed-use development on property surrounding the team's new location.

April 3, 2014 – Jerry Jones received the prestigious Horatio Alger Award in Washington, D.C. and was inducted as a lifetime member into the Horatio Alger Association of Distinguished Americans.

November 9, 2014 – The Dallas Cowboys played their first ever regular season game outside of the United States, defeating Jacksonville 31-17 at London's historical Wembley Stadium.

December 21, 2014 – With a 42-7 home win over the Indianapolis Colts, the Dallas Cowboys claimed their 18th NFC East and 22nd division title.

December 28, 2014 – The Dallas Cowboys beat Washington 44-17 to seal up road perfection for just the second time in club history.

January 15, 2015 – The Pro Football Writer's of America name Jerry Jones the 2014 NFL Executive of the Year. Jones put together a team that tied for the NFL's best record (12-4), claimed the NFC East championship and won its first playoff game since 2009.

January 31, 2015 – Charles Haley, who was a key part to the three Super Bowl champion teams in the 1990s, became a Hall of Fame inductee.

November 1, 2015 – During halftime of Dallas' Nov. 1, 2015 game against the Seattle Seahawks, Darren Woodson was inducted as the 21st member of the Cowboys Ring of Honor at AT&T Stadium. He finished his career as the Cowboys all-time leading tackler with 1,350 stops, was named to the Pro Bowl five times and was a three-time Super Bowl champion.

June 16, 2016 – After 31 years of calling the Valley Ranch facility home, the Cowboys conduct their final practice at the team headquarters in Irving, TX.

July, 2016 – The organization moves into The Star in Frisco, Texas, home of the new world headquarters of the Dallas Cowboys. The move makes the team the first and only NFL team to share a training facility with a public high school athletic program at Ford Center - an indoor venue with a seating capacity of 12,000.

August 21, 2016 – The official opening of The Star in Frisco was marked by the club's first practice at the new headquarters.

December 1, 2016 – The Cowboys won their 11th straight game of the 2016 season with the victory over Minnesota, setting a team record for the longest single-season win streak in team history.

December 20, 2016 – The Cowboys sent seven players to the Pro Bowl, as Tyrone Smith (four), Zack Martin, (three), Travis Frederick (three), Dak Prescott (first) and Ezekiel Elliott (first) were named to the team on the initial ballot. Elliott and Prescott became the first Cowboys rookie duo named to the Pro Bowl, and Prescott is the only rookie quarterback in team history to earn the honor. Dez Bryant (three) and Sean Lee (two) were later named as injury replacements.

December 26, 2016 – Ezekiel Elliott finished his rookie campaign with a league leading 1,631 rushing yards - the third Cowboys running back to lead the league. His 11 games with 100-plus yards from scrimmage established a rookie team record and are tied for third in NFL history by a rookie.

January 1, 2017 – The Cowboys finished the season with 13 wins, tying the 2007 and 1992 teams for the most wins in team history. Dallas' 13-3 record earned them their 32nd appearance in the postseason - tied for the most in NFL history - and the team's 23rd division championship.

January 1, 2017 – Dak Prescott finished one of the most prolific rookie seasons by a quarterback in NFL history, tying the most wins (13) in NFL history and finishing with the highest QB rating (104.9), completion percentage (67.8) and third-most passing touchdowns (23).

February 4, 2017 – On the eve of Super Bowl LI in Houston, Texas, it was announced that Jerry Jones would be inducted into the Pro Football Hall of Fame. His selection made him the third Cowboys non-player to have a bust in Canton, Ohio (Tex Schramm and Tom Landry). The Dallas Cowboys also took home four yearly honors at the NFL Honors event, as Jason Garrett won AP Coach of the Year, Dak Prescott won AP Offensive Rookie of the Year, Ezekiel Elliott won FedEx Ground Player of the Year and the Cowboys offensive line won Built Ford Tough Offensive Line of the Year.

May 24, 2017 – At an awards banquet in New York City, Jerry Jones was given the 2017 Lifetime Achievement Award, presented by *SportsBusiness Journal*.

August 5, 2017 – Jerry Jones becomes the 15th owner in NFL History to be inducted into the Pro Football Hall of Fame.

September 10, 2017 – Jason Witten sets the Cowboys franchise record for most career receiving yards, eclipsing Michael Irvin (11,904) in Cowboys annals. He passed Ed "Too Tall" Jones for most games played by a Cowboy (224) the following week at Denver.

November 30, 2017 – Dez Bryant establishes a franchise record, topping Bob Hayes (71) with his 72nd career receiving touchdown against Washington.

December 10, 2017 - The Cowboys win at the N.Y. Giants serves as Jerry Jones' 250th regular season win as the Dallas Cowboys Owner, President and General Manager since purchasing the team in 1989.

February, 2018 – Jason Witten earns his 11th trip to the Pro Bowl to tie Bob Lilly for the most appearances in franchise history.

November 29, 2018 – During halftime of the team's contest against the New Orleans Saints, the Cowboys named Gil Brandt as the 22nd member of the Ring of Honor. Brandt would later be inducted into the Pro Football Hall of Fame.

December 23, 2018 – With a win over Tampa Bay on Dec. 23, Dallas earned its 20th NFC East Division title since the division was first formed in 1970, its third division crown in the last five seasons.

December 30, 2018 – Ezekiel Elliott finished the season with 2,001 scrimmage yards and led the NFL in rushing with 1,434 yards, becoming only the fifth NFL player and second Cowboy to lead the league in rushing twice in their first three seasons. Leighton Vander Esch also established a franchise rookie record for tackles in a single-season, leading the Cowboys defense with 176 tackles.

April 9, 2019 – The Dallas Cowboys signed defensive end DeMarcus Lawrence to a five-year contract extension worth more than \$100 million, the biggest single contract in franchise history to date.

Sept. 4, 2019 – The Dallas Cowboys signed running back Ezekiel Elliott to a six-year contract extension worth more than \$90 million, which made him the highest-paid running back in NFL history. Elliott owns the Cowboys rookie rushing record, the single-season record for receptions by a running back and became just the fifth player since the 1970 NFL merger to lead the league in rushing twice in his first three seasons.

September 8, 2019 – Jason Witten returned to the Cowboys after a brief hiatus during the 2018 season, playing in his 16th NFL campaign - making him the longest-tenured Cowboy in franchise history.

October 2, 2019 – The National Medal of Honor Museum Foundation announces that, following a national search launched in October 2018, Arlington, Texas is selected by the Foundation's Board of Directors as the site for the future National Medal of Honor Museum. Planned for construction near Arlington's AT&T Stadium, the first national museum of its kind is set to open to the public in 2024. The National Medal of Honor Museum will provide an unrivaled visitor experience with state-of-the-art permanent, interactive experiences and rotating exhibitions. Serving as a national landmark - and located in America's heartland - the Museum will illustrate the historical thread of sacrifice, patriotism and courage that runs through all U.S. military service members, past and present.

December 30, 2019 – The Cowboys boasted a 4,000-yard passer (Dak Prescott, 4,902), 1,000-yard rusher (Ezekiel Elliott, 1,357) and two 1,000-yard receivers (Amari Cooper, 1,189 and Michael Gallup, 1,008) for the first time in franchise history, and the offense totaled a team-record 6,904 net yards.

February, 2020 – The Cowboys sent six players to the Pro Bowl. Tyrone Smith earned his seventh overall and seventh consecutive trip, passing Rayfield Wright for the most by a Cowboys tackle in team history. He was joined by Zack Martin (sixth), Travis Frederick (fifth), Amari Cooper (fourth), Ezekiel Elliott (third), and Jaylon Smith (first) in the all-star game.

January 5, 2020 – Mike McCarthy was named the ninth head coach in franchise history. Along with 13 years of head coaching experience and 13 more as an assistant coach in the NFL, McCarthy comes to Dallas owning the sixth-most wins (125) and fourth-highest winning percentage among active NFL head coaches, including a Super Bowl XLV win at AT&T Stadium in 2011.

March 10, 2021 – Dallas signed quarterback Dak Prescott to a four-year contract worth more than \$160 million, making him the highest paid player in Cowboys history and cementing his place among the highest paid players in NFL history.

March 25, 2021 – Jerry Jones and the Jones Family made a historic \$20 million donation to the National Medal Of Honor Museum Foundation, which has now surpassed \$70 million in total funds raised. Jones' daughter, Charlotte Jones, Executive Vice President and Chief Brand Officer for the Cowboys, serves as Chairman of the Board for the Museum. The Jones family's generous contribution brings the Museum one step closer to opening its doors in 2024.

December 26, 2021 – With a win over Washington on Dec. 26, Dallas earned its 21st NFC East Division title since the division was first formed in 1970.

February 25, 2022 – Jerry Jones is honored as an MD Anderson Living Legend at a luncheon hosted in Dallas. The event honored Jones in an interview with Al Michaels of NBC's "Sunday Night Football," and raised nearly \$1.4 million in support of the University of Texas MD Anderson Cancer Center - the most money ever raised at the North Texas celebration.

March 12, 2022 – Jerry Jones is honored with the Walter Camp Distinguished American Award at the 56th annual Black Tie National Awards Gala. The Walter Camp Football Foundation's "Distinguished American" award is presented each year to an individual who has utilized his or her talents to attain great success in business, private life or public service and who may have accomplished that which no other has done.



With 33 years of NFL experience, Stephen Jones has established himself as one of the brightest and most versatile executives in professional sports. Recognized as Owner Jerry Jones' right-hand man, Stephen is the Cowboys Chief Operating Officer/Executive Vice President/Player Personnel and President of AT&T Stadium.

He oversees the management operations for all aspects of the Dallas Cowboys and AT&T Stadium, while also supervising the team's scouting and player personnel department. His work involves managing the organization's 400-plus employees, while also handling all of the club's salary cap and all major player contract concerns. He also is active in the recruitment - and management - of all major events that come to AT&T Stadium and The Star in Frisco. Jones' experience as a major college football player, and his years as one of the NFL's top executives, were instrumental in his appointment to the League's prestigious Competition Committee. His active involvement in stadium management, design and development has also landed him a spot on the NFL's New Stadium Committee.

Following the Cowboys 12-4 regular season finish and 2014 NFC Eastern Division title, Stephen and Jerry Jones were named the co-recipients of the NFL Executive of the Year Award as presented by *Sports Illustrated's* Monday Morning Quarterback.

Beginning in 1989, Jones has played an integral role in the team's dramatic rise from a 1-15 record to being the NFL's "Team of the Decade" with three Super Bowl titles in the 1990s. As he enters his 34th NFL season, Jones is a driving force behind the Cowboys push to return to the NFL's elite level of teams. His recent work has seen the club restock its roster with some of the game's top talent, and the recent results have produced winning records in 11 of the last 19 seasons - and division titles

in 2007, 2009, 2014, 2016, 2018 and 2021. During his tenure with the team, Dallas has established the club record for regular season wins (13) in 1992 and equaled that mark with 13 victories in 2007 and 2016.

Since 2010, Jones has crafted one of the more impressive drafting records in the NFL. In that 12-year period of time (2010-21) Dallas selected 16 players who have become Pro Bowlers: Dez Bryant and Sean Lee (in 2010), Tyron Smith, DeMarco Murray and Dwayne Harris (2011), Travis Frederick (2013), Zack Martin and DeMarcus Lawrence (2014), Byron Jones (2015), Ezekiel Elliott, Jaylon Smith and Dak Prescott (2016), Leighton Vander Esch (2018), Trevon Diggs and CeeDee Lamb (2020) and Micah Parsons (2021). That group has gone on to earn a combined total of 42 Pro Bowl selections, including ones made after departing Dallas. Additionally, nine of those draft picks have also been named to at least one All-Pro team since their selection - the most in the NFL - and their combined 14 All-Pro selections rank second league-wide in that time. In those same 12 years, Dallas has selected 29 players who have become starters, with nine of those becoming All-Rookie Team selections.

The foundation for the future success of the team has been secured through savvy draft maneuvers and key free agent acquisitions, starting up front on the offensive line. Smith and Martin were Pro Bowlers together for the eighth and seventh times, respectively, following the 2021 season. Prescott and Elliott - Dallas' duo of young offensive backfield weapons - became the first pair of Cowboys rookies to ever be selected to the Pro Bowl in 2016. Prescott opened his career by becoming the first rookie quarterback in Cowboys history to be named to the Pro Bowl and the first to win AP Offensive Rookie of the Year, while Elliott won NFL rushing titles in two (2016 and 2018) of his first three years in the league.

Lamb is another in the line of great Cowboys receivers to don the famed number 88 jersey, establishing a team rookie record with 74 catches in his first season and then eclipsing the 1,000-yard mark in his second year.

Defensively, Diggs and Parsons anchor an ascending young group of players. Diggs tied the club record with 11 interceptions in 2021, while Parsons earned AP Defensive Rookie of the Year honors by establishing a Cowboys rookie record with 13.0 sacks.

In the ever-evolving strategy that dictates a team's competitiveness in the current collective bargaining agreement, Jones' performance in managing the Cowboys salary cap, and the club's activity in free agency, has played a prominent role in the team's ability to compete at the NFL's highest level. Jones' involvement in shaping the Dallas roster under the salary cap was critical in allowing the Cowboys to maintain one of the NFL's most talented core group of players throughout the decade of the 1990s. His creativity and caretaking of the Cowboys cap played a key role in the team's six division titles, four conference championship game appearances and three world titles.

During a historic two-year period of time, Jones was involved in signing five Cowboys stars who were considered the best players in the game at their respective positions. Between September of 1993 and September of 1995, Jones helped orchestrate contract agreements with running back Emmitt Smith, quarterback Troy Aikman, fullback Daryl Johnston, wide receiver Michael Irvin and cornerback Deion Sanders.

Shortly after the turn of the century, Jones began spearheading the club's new stadium efforts, overseeing every element of the development and construction of the venue while also working closely with local government, community and business leaders. He was directly responsible for the club's successful referendum campaign in the fall of 2004 that saw the City of Arlington agree to join forces with the Cowboys in building a new state-of-the-art stadium - later to be named AT&T Stadium.

Opened to the public in May of 2009, the stadium's dramatic first season of operation resulted in the venue being named the Sports Facility of the Year by the *Sports Business Journal* in May of 2010.

The 100,000-plus seat stadium established the attendance record for an NFL regular season game as 105,121 witnessed the September 20, 2009 home opener, while the 108,713 who attended the NBA All-Star Game on February 14, 2010 became the largest crowd to witness a game in the history of the sport.

In just over 12 years of operation, more than 13 million fans have attended events that included high school and collegiate football, major college basketball, international soccer, professional bull riding, Supercross, world championship boxing and concerts that featured world renowned recording artists. More than 5.5 million other visitors passed through the twelve-story high doors of the stadium for daily public tours of the venue.

With its architectural versatility and cutting edge media capabilities, AT&T Stadium has become a visible beacon that has established North Texas as a major focal point on the sports and entertainment canvas of North America.

The brilliant home of the Cowboys has become a powerful catalyst in attracting a wide range of national and international events that will define the future of the region for generations to come. The stadium has already played host to Super Bowl XLV (February of 2011), the NCAA Final Four in men's basketball (April of 2014), the inaugural College Football Playoff Championship Game (January of 2015) and in 2018 became the first NFL stadium to host the NFL Draft. Other top flight sporting events for the future include the annual Cotton Bowl Classic and the Texas A&M-Arkansas football Southwest Classic, just to name a few.

In the summer of 2013, Jones was the organization's point person in the negotiations that established the multi-year naming rights agreement for the Cowboys home in Arlington with AT&T.

AT&T Stadium remains the only venue in the world to host an NBA All-Star Game, a Super Bowl, the Men's NCAA Final Four and the College Football Playoff Championship Game.

Shortly after the new name for AT&T Stadium was announced, Jones took on the responsibilities of spearheading a partnership with the City of Frisco (TX) and the Frisco Independent School District to develop a new home for the Cowboys World Headquarters and training facility in Frisco. The Star in Frisco opened its doors for operation in the summer of 2016. Located in a rapidly growing community of more than 200,000 residents, The Star is a partnership with the City of Frisco and Frisco ISD that focuses on inspiring a strong future for high school football, youth sports and the next generation of players and fans by uniquely engaging them at the place where the Dallas Cowboys live, work and practice.

The Star is the only NFL training facility in the U.S. that is shared with a public high school athletic program. All 12 Frisco ISD high schools play home games within Ford Center at The Star, a state-of-the-art, 510,000-square-foot indoor athletic facility. With a capacity of 12,000 seats, Ford Center hosts a variety of events in addition to football games, such as concerts, collegiate basketball, professional boxing, soccer matches and meetings, to name a few.

The Star includes a 91-acre mixed-use development located on the Dallas Tollway. In addition to the team's headquarters, the project features shopping, dining, nightlife, athletic, fitness, event, hotel and residential options.

Prior to focusing much of his energy on the innovative projects in Arlington and Frisco, Jones' stewardship of historic Texas Stadium in Irving left behind a legacy of facility management that maximized the use and visibility of the venue into a year-round destination for sporting, entertainment, community and corporate events on an unprecedented level.

Jones has enjoyed a life-long association with the game of football. A four-year letterman as a linebacker and special teams standout at the University of Arkansas, Jones was a starter for the Razorbacks in the Orange Bowl Classic Game that followed the 1986 season. Prior to attending the University of Arkansas, Jones was an all-state quarterback and a three-year starter at Catholic High School in Little Rock, Arkansas. In February of 2015, Jones was inducted into the Arkansas Sports Hall of Fame, where he joined his father who was a 1999 inductee.

In 2016 Jones was awarded the Junior Achievement Legacy Award which goes to a person whose leadership supports academic excellence in Arkansas. Jones followed that honor up in 2017, being named the 2017 Arkansas of the Year by Easter Seals Arkansas.

He earned his degree in chemical engineering from Arkansas in 1998 and immediately went to work in the oil and gas business for JMC Exploration as an engineer. In 2013 he was inducted as a member of the Arkansas Academy of Chemical Engineers.

On Feb. 25, 1989, Jerry Jones purchased the Dallas Cowboys and installed Stephen into a key front office position as one-of-three vice presidents with the club.

Jones is a past president of the Dallas Chapter of the Young Presidents' Organization. He serves on the board of directors for Complexity Gaming as well as the Cotton Bowl Athletic Association. He also serves on the board for the Dallas Citizens Council and the Baylor Health Care System Foundation. He is a former member of the NFL's Business Ventures Committee, and he is also a member of the board of directors for Legends Hospitality - the joint stadium catering venture involving the Dallas Cowboys and the New York Yankees organizations that Jones was instrumental in creating. In the spring of 2015, Jones was inducted into the Arkansas Sports Hall of Fame.

Jones was born in Danville, Arkansas and raised in Little Rock. He and his wife, Karen, live in Highland Park, Dallas and have four children.

CHARLOTTE JONES

Executive Vice President
Chief Brand Officer

DALLAS DALLAS DALLAS
COWBOYS



Charlotte Jones, Dallas Cowboys Executive Vice President and Chief Brand Officer, oversees all business operations, strategies and applications surrounding the team's brand as it is presented to fans worldwide.

Working in the executive office since 1989, Jones' experience has propelled her forward as one of the most innovative and versatile executives among women in professional sports and executives as a whole.

Jones' vision and direction leads the Cowboys in brand marketing, fan engagement, stadium design, entertainment, licensed apparel, cause marketing and community relations.

Jones played an instrumental role in the design and development of The Star in Frisco, the Dallas Cowboys World Headquarters, team training facility and event center located in Frisco, Texas. Opened in 2016, the 91-acre mixed-use development serves as the team's headquarters and a destination for shopping, dining, nightlife, athletics, fitness, events, hotel, luxury residential living and commercial real estate.

She played a prominent role in shaping the design, décor, sponsor integration and overall presentation of AT&T Stadium, the renowned state-of-the-art venue that opened in Arlington, Texas in 2009. Under Jones' guidance, the venue has played host to some of the highest profile sports and entertainment events in the world – among those are Super Bowl XLV, the 2010 NBA All-Star Game, the 2014 NCAA Men's Final Four, the annual Cotton Bowl Classic and the first-ever College Football Championship game in 2015. She was instrumental in bringing the Academy of Country Music Awards to AT&T Stadium to celebrate the 50th anniversary, breaking ratings and attendance records, as well as WrestleMania 32 and 38 - which both broke WWE attendance records.

The stadium's signature element is one of the most prominent public art collections, the Dallas Cowboys Art Collection at AT&T Stadium and The Star in Frisco. Consisting of 92 works of contemporary art from an international array of 62 curated artists, the collection is displayed on the walls and in the grand public spaces of the stadium and the world headquarters at The Star. In 2013 Jones and her mother, Gene Jones, were the recipients of the Texas Medal of Arts – Arts Patrons Award, presented by the Texas Cultural Trust.

Recognized as one of the most powerful women in sports, Charlotte Jones was named Chairman of the NFL Foundation in 2012, where she is responsible for spearheading the NFL efforts in youth football participation, health and safety and community outreach. She is the first woman to serve in this position and is the first female executive in history to lead a major professional sports league charitable foundation. In 2014 she was appointed to the first NFL Conduct Committee, which endorses and enhances the new personal conduct policy for all NFL players and employees. She also serves on the Health and Safety Committee. Jones was recently appointed to the NFL's Legalized Sports Betting Com-

mittee. Concurrently, Jones is the President of the Dallas Cowboys Cheerleaders and is responsible for overseeing what is considered to be the most prominent organization of its kind in the world.

In the philanthropy space, Jones became the first female to serve as Chairman of The Salvation Army's National Advisory Board from 2010-2014. In 1997 she introduced a groundbreaking approach to fundraising on the worldwide stage by harnessing a Thanksgiving Day national television audience during the Cowboys halftime as the kickoff to The Salvation Army's National Red Kettle Campaign. Jones set the wheels in motion, helping The Army raise nearly three billion dollars and touch lives across the globe by combining the Dallas Cowboys and popular musical entertainers featured on network television during one of the most watched NFL games. Since that initial halftime presentation which featured the musical talents of Reba McEntire, other major entertainers performing at the Thanksgiving halftime show included Randy Travis, Clint Black, Toby Keith, Destiny's Child, Sheryl Crow, Carrie Underwood, Kelly Clarkson, the Jonas Brothers, Keith Urban, Enrique Iglesias, Kenny Chesney, Selena Gomez, Pitbull with Ne-Yo, Luke Bryan, Eric Church, Thomas Rhett, Meghan Trainor, Ellie Goulding, Kane Brown and Luke Combs.

In 2017 Jones was inducted into the Arkansas Sports Hall of Fame for Football Administration. Her spirit of involvement in the local community extends far beyond the realm of professional football. Since 1989 she has been actively involved with leadership roles in a wide range of organizations that include: The Boys and Girls Clubs of America, Southwestern Medical Foundation, the President's Advisory Council for The Dallas Center for Performing Arts Foundation, TACA Board of Governors, The Salvation Army, The Rise School, Shelton School, Make-A-Wish North Texas Presidents Council, Dallas Symphony and the Super Bowl XLV Host Committee. She chaired the 2014 North Texas Final Four Host Committee, responsible for hosting and organizing the record setting men's basketball championship at AT&T Stadium. Additionally, Jones is a member of the Board of Directors of Hilltop Holdings Corporation, serves as President of the Gene and Jerry Jones Family Foundation and the Gene and Jerry Jones Family Arlington Youth Foundation. In 2020 Charlotte was appointed Chairman of the National Medal of Honor Museum Foundation. She also serves on the SoftBank Advisory Council.

A native of Little Rock, Arkansas, Charlotte Jones travels across the country speaking on philanthropic initiatives, brand innovation and cultivating the most valuable sports franchises in the world. She is a graduate of Stanford University, a current resident of Dallas, and a mother of three children.

JERRY JONES JR.

Executive Vice President
Chief Sales and Marketing Officer

DALLAS DALLAS DALLAS
COWBOYS



As Executive Vice President and Chief Sales and Marketing Officer, Jerry Jones Jr. is a key member of the Dallas Cowboys front office, overseeing the club's entire sales and marketing efforts. Jones was instrumental in the design and planning of AT&T Stadium, viewed as one of the world's truly unique sports and entertainment venues, as well as the team's new state-of-the-art training complex - The Star - which opened in Frisco in 2016.

Jones played an integral role in the development of the Dallas Cowboys World Headquarters and Training Facility located at The Star in Frisco, Texas. His desire to make the Cowboys practice facility about health and wellness, sports nutrition and sports medicine led to the building of the Baylor Scott and White Sports Therapy and Research Center. This 300,000-square-foot campus for sports medicine and sports performance opened its doors in June 2018. In keeping with his desire to create a destination for health and wellness, Jones was instrumental in building Cowboys Fit at The Star, a three-story 65,000-square-foot premier health and fitness center where members exercise and train to a Cowboy-centric workout routine. Since then, other Cowboys Fit locations have been opened in Plano (June 2019), the AT&T Discovery District in downtown Dallas (May 2020), Pflugerville (November 2020) and East Dallas (Summer 2022). In addition, he was instrumental in creating Cowboys Club, a first of its kind private membership club complete with a private restaurant overlooking the practice fields.

In his current role, Jones is the guiding force behind all of the club's sales and marketing efforts, both those directed at the team's loyal fans as well as its corporate partners. With the Cowboys unique vertical structure, Jones leads a team that is not only responsible for the sales and marketing of the club, but also its vast merchandising business as well as all digital and broadcast media. Jones currently serves on the League Digital Media Committee.

From 2007 to 2008 Jones guided the transition of 65,000 season ticket holders as well as over 300 suite owners from Texas Stadium to the club's new home that opened in 2009. With a stadium capable of holding up to 100,000 fans, with eight club areas and 3.0-million-square feet of space, this monumental effort required the expansion of the club's sales team to over 60 employees dedicated to personalized customer service. At the same time, Jones has also been deeply involved in the extension and expansion of the club's already sizable corporate sponsorship base. In recent years, Jones has directed the extension of long-term agreements with numerous valued partners like Miller Brewing, Ford, Bank of America, Pepsi and Dr Pepper as well as the expansion of the AT&T partnership to include stadium naming rights.

In both 2008 and 2009 these efforts were recognized by the *Sports Business Journal* when Jones was named to their "40 Under 40" list of executives under the age of 40 who are making the greatest contribution to their organization and the world of sports and entertainment.

On the broadcast front, Jones oversaw the 2006 move to bring the club's radio broadcast in-house. The move added English radio to the club's stable of English and Spanish television programming as well as the Spanish radio broadcast. Dallas Cowboys Broadcast Department now originates over 40 hours a week of original television, radio, podcasts and internet programming aired across the Dallas Cowboys Broadcasting Network in five states. Through his work, Jones has helped foster the NFL's largest team-operated media broadcast network.

Jones has established a growing reputation at the league level as it relates to sales and marketing. In the past, he has served on the NFL's Marketing Executives Committee, the Internet Working Group Committee and the Fan Engagement & Major Events Committee.

In 2001, to help further the Dallas Cowboys marketing and brand image initiatives, Jones became the CEO of Dallas Cowboys Merchandising, Ltd. (DCM), a company formed in 1996 to design, manufacture and distribute Dallas Cowboys merchandise throughout the world. To date, the Cowboys are still the only major league sports team to form such an entity, enabling their fans to have the unique opportunity to enjoy the authenticity of team merchandise and memorabilia, straight from the source. DCM and the Dallas Cowboys continue to thrive as one of the top teams in NFL sales over the past 20 years.

Today DCM has 30 retail locations throughout Texas and New Mexico, including the 15,000-square-foot Pro Shop in AT&T Stadium and a 7,000-square-foot Pro Shop at the team headquarters facility, The Star in Frisco, Texas. In 2020 DCM moved into a 400,000-square-foot manufacturing and distribution headquarters in Frisco, Texas, and in 2018 DCM was awarded the NFL retailer of the Year.

Jones took over as the club's Chief Marketing Officer in 2001 after first joining the club in 1996 as Vice President and General Counsel. He spent his early years negotiating rookie contracts, local radio and television broadcast rights fees and sponsorship agreements. He was also instrumental in launching the Dallas Cowboys official website, which continues to be at the forefront of internet technology and has become one of the NFL's most comprehensive and innovative team pages. In 2003, the site won the NFL's award for best overall team website, and in 2006, the site won the NFL's award for best content. With Jones' leadership, dallascowboys.com has had higher unique visitors, page views-per-month, and time spent on site every year since the league began tracking team sites. Additionally, they boast one of the largest social media communities in the NFL.

Jones, born Sept. 27, 1969, earned his law degree from Southern Methodist University in 1995. He completed his undergraduate coursework at Georgetown University, where he majored in political science and graduated with a BA in 1992. Jones and his wife reside in Dallas, Texas with their children.



STAFF

MIKE McCARTHY

Head Coach

Baker University

Head Coach: 16th Year • NFL: 29th Year • Cowboys: 3rd Year



The Dallas Cowboys named Mike McCarthy the ninth head coach in franchise history on Jan. 8, 2020, handing the reigns of the team to an innovative offensive mind with a championship pedigree.

McCarthy came to Dallas with 13 years of head coaching experience and 13 additional years as an assistant coach in the NFL, including six as an offensive coordinator.

As a head coach, McCarthy has racked up a 143-92-2 regular season record - with the Green Bay Packers (2006-18) and Dallas Cowboys (2020-21) - and he owns the fifth-most wins among active NFL coaches - tied with Marv Levy for 25th all-time. His teams have qualified for the postseason 10 times, won six NFC North Division titles - one NFC East - made four NFC Championship Game appearances and took home a Super Bowl XLV championship held at AT&T Stadium in Arlington, Texas, following the 2010 NFL season.

Having mentored top quarterbacks, including Hall of Famers and future Hall of Famers, McCarthy's experience and success with young quarterbacks will help shape the immediate future of the Dallas Cowboys.

McCarthy's second season in Dallas was more of a return to normal, despite some of the COVID protocols still in place for 2021. McCarthy led a team that took home the club's 25th division title as Dallas led the East with a 12-5 record in the NFL's first 17-game season. The Cowboys had 22 different players reach the end zone, an NFL record for the most players to score a touchdown on a team in a season. Dallas also finished with 530 total points, a franchise record. McCarthy's emphasis on complementary football was on display as the Cowboys tied for the league lead in turnover differential (+14) and ranked second in points off takeaways (119). The last time a Dallas team finished a season with a differential of at least +14 was 1981 (+18). McCarthy led Dallas to a 5-1 primetime record, the most primetime wins of McCarthy's 15-year career and the most by Dallas since 2016. Dallas went a perfect 6-0 against the NFC East in 2021, just the third time in franchise history that Dallas finished a season unbeaten against its division - 1969 and 1998. The Cowboys outscored divisional opponents 240-107.

Upon arriving in Dallas and filling out his inaugural staff, McCarthy was prepared to hit the ground running in implementing his high-velocity offense, but his plans came to a screeching halt as the NFL was faced with eliminating in-person meetings and practices due to the COVID-19 pandemic. Despite the challenges the pandemic posed, McCarthy pushed forward through the offseason, but he was faced with challenges at every turn. The injury bug hit the Dallas offense, forcing the club to not only start four different quarterbacks (for the first time since 2015) as Dak Prescott (ankle) was lost for the season in Week 5, but also implement eight different starting offensive line combinations (not including in-game changes). In total, the club lost 152 games played and 127 starts to injury. Despite the hurdles, the 2020 Dallas Cowboys were in position to win the NFC East entering

Week 17 but came up just short.

McCarthy launched his head coaching career with Green Bay on Jan. 12, 2006, and in 12-plus years as its head coach, he guided one of the most successful stretches in franchise history, reaching the postseason in eight consecutive seasons (2009-16). With his Super Bowl XLV victory, McCarthy joined Vince Lombardi and Mike Holmgren as the only coaches to guide the Packers to a Super Bowl win.

Known as a prolific offensive mind - and the primary play-caller - McCarthy's Packers offense finished fourth in the NFL in total offense (364.4) and third in points-per-game (26.0) through his tenure with the club. Behind the arm of Aaron Rodgers, over that same span, the Packers were third in passing offense. Additionally, over the course of 13 years with the Packers, his offenses regularly ranked in the top-10 in passing yards (10 times), total offense (nine) and scoring offense (nine).

In Week 6 of 2015, McCarthy earned the 100th regular season win of his career in just his 150th game, making him the seventh-fastest coach in NFL history and the then fastest current NFL coach to reach the 100-win plateau. Two years later in Week 6 of 2017, McCarthy coached his 200th career game, including postseason, and having compiled 128 victories, he tied Bud Grant and Chuck Noll for the sixth-most wins by a head coach through 200 games. McCarthy is only the fourth head coach in NFL history to lead a single franchise to eight-or-more consecutive playoff appearances, joining Tom Landry, Noll and Bill Belichick. Those eight appearances from 2009-16 were more than the rest of the NFC North Division combined over that span (Minnesota, three; Detroit, three; Chicago, one).

Team	McCarthy vs. NFL			PCT.
	W	L	T	
Arizona.....	3	4	0	0.429
Atlanta.....	5	4	0	0.556
Baltimore.....	2	2	0	0.500
Buffalo.....	2	2	0	0.500
Carolina.....	4	3	0	0.571
Chicago.....	18	7	0	0.720
Cincinnati.....	2	2	0	0.500
Cleveland.....	3	1	0	0.750
Dallas.....	5	3	0	0.625
Denver.....	2	2	0	0.500
Detroit.....	18	7	0	0.720
Houston.....	2	1	0	0.667
Indianapolis.....	1	2	0	0.333
Jacksonville.....	2	1	0	0.667
Kansas City.....	2	2	0	0.500
Las Vegas.....	3	1	0	0.750
LA Chargers.....	4	0	0	1.000
LA Rams.....	5	3	0	0.625
Miami.....	3	1	0	0.750
Minnesota.....	17	9	2	0.654
New England.....	2	3	0	0.400
New Orleans.....	3	4	0	0.429
N.Y. Giants.....	7	3	0	0.700
N.Y. Jets.....	2	1	0	0.667
Philadelphia.....	7	3	0	0.700
Pittsburgh.....	0	4	0	0.000
San Francisco.....	6	2	0	0.750
Seattle.....	5	5	0	0.500
Tampa Bay.....	3	3	0	0.500
Tennessee.....	1	2	0	0.333
Washington.....	4	5	0	0.444
Totals.....	143	92	2	0.608

Postseason			
Arizona.....	0	2	0.000
Atlanta.....	1	1	0.500
Chicago.....	1	0	1.000
Dallas.....	2	0	1.000
Minnesota.....	1	0	1.000
N.Y. Giants.....	1	2	0.333
Philadelphia.....	1	0	1.000
Pittsburgh.....	1	0	1.000
San Francisco.....	0	3	0.000
Seattle.....	1	1	0.500
Washington.....	1	0	1.000
Totals.....	10	9	0.526

McCarthy's nine playoff appearances in Green Bay are the most by a Packers coach since the NFL post-season began in 1933, and he guided the Packers to a franchise-record fourth consecutive division title in 2014. With the victory over Dallas in the 2016 playoffs, McCarthy surpassed Lombardi and Holmgren for the most playoff victories in team history (10).

From 2011-14, the Packers were the only NFC team to win its division each year and one of only three teams in the NFL to do so over that span (Denver, New England). Through his time in Green Bay, McCarthy led the Packers to a 51-23-2 (.684) record against division opponents. That includes an impressive stretch from 2010-12 when the Packers reeled off 12 straight wins against NFC North opponents, the longest divisional winning streak in team history.

McCarthy's success began with dominance at home. Under McCarthy at Lambeau Field, the Packers owned the fourth-best home winning percentage (.73-27-2, .725) in the league from 2006 through Week 13 of 2018. In 2014 Green Bay finished 8-0 at home for the fifth time since the 1970 AFL-NFL merger (1996-97, 2002 and 2011) and was one of only two teams to go undefeated at home during the regular season (Denver). Green Bay finished with a record of .500-or-better at home in 11 consecutive seasons under McCarthy.

In his first two seasons as head coach, McCarthy oversaw a renaissance in Brett Favre's career and the development of Rodgers as the quarterback of the future. Favre concluded his Green Bay career with a 95.7 passer rating in 2007, his best in 11 years and fourth-best in his career, while completing a then career-high 66.5 percent of his passes. Favre's interceptions dropped from 29 in 2005 to 18 in 2006 and then 15 in 2007. He finished second in the voting for what would have been an unprecedented fourth NFL MVP award, and he subsequently passed the torch to Rodgers, his understudy for his final three years in Green Bay and McCarthy's prime pupil for eight-plus seasons.

After taking over as the starter in 2008, Rodgers developed into one of the greatest quarterbacks in league history. Under McCarthy's tutelage, Rodgers topped 4,000 passing yards six times (2008-09, 2011-12, 2014, 2016), which in 2008, combined with Favre's total in 2007, marked the first time in league history a team had two different quarterbacks throw for 4,000 yards in consecutive years. In the process, Rodgers also became the first quarterback in league history to surpass the 4,000-yard plateau in each of his first two seasons as a starter. In total, McCarthy had been on the coaching staff for eight of the 13 (1999, 2007-09, 2011-12, 2014, 2016) 4,000-yard passing seasons in franchise history. Rodgers posted 21,332 passing yards from 2008-12 to set an NFL record for the most passing yards by a quarterback in his first five seasons as a starter, surpassing the previous mark held by Peyton Manning (20,618, 1998-2002). His career passer rating of 104.5 is tops in NFL history, and he is the only quarterback in NFL history to have posted a 100-plus passer rating in six consecutive seasons (2009-14).

A Pittsburgh, Pa. native, McCarthy was named the 14th head coach of the Green Bay Packers, after serving 13 years as an NFL assistant. The third-youngest head coach in the NFL when he was hired at age 42 (the Saints Sean Payton was seven weeks younger

and the N.Y. Jets Eric Mangini was 35), McCarthy took over a Packers team coming off its first losing season since 1991.

McCarthy is known for taking a hands-on teaching approach with young players and is well-respected around the league, in part because he called plays for six seasons as an offensive coordinator before becoming a head coach. He has tutored an impressive roster of NFL quarterbacks, while two of the biggest names he has worked with, Favre in Green Bay and Joe Montana in Kansas City, were at or beyond their peak years at the time. McCarthy played at least a part in the development of signal callers Aaron Brooks, Jake Delhomme, Matt Hasselbeck, Matt Flynn, Marc Bulger, Rich Gannon and Elvis Grbac. The entire stable of quarterbacks that McCarthy has worked with, which also includes Jeff Blake, Steve Bono and Dave Krieg, has combined for 45 career Pro Bowl selections, 10 Super Bowl starts and 10 Most Valuable Player awards.

McCarthy broke into the NFL as a quality control assistant with the Kansas City Chiefs in 1993. It was then he worked with Montana before moving up to quarterbacks coach from 1995-98, working with starters Gannon, Grbac and Bono.

When Gannon left the Chiefs for Oakland in 1999, McCarthy departed Kansas City to become Green Bay's quarterbacks coach. That year, the Packers ranked seventh in the NFL in passing and ninth in total offense. Favre threw for 4,091 yards, the third-highest total in his career at that point.

The following year, McCarthy began a successful five-year stint as the offensive coordinator of the New Orleans Saints. It became the most prolific offensive era to that point in the team's four decades, as the Saints set 10 offensive team records and 25 individual marks. Among the more notable accomplishments, the Saints led the NFC with 432 points and 49 touchdowns in 2002, both team records at the time. In his first season in 2000, McCarthy was named NFC Assistant Coach of the Year by *USA Today*. In 2005 McCarthy served as offensive coordinator for the San Francisco 49ers.

McCarthy began his six-year collegiate coaching career as a graduate assistant at Fort Hays State in Hays, Kan., (1987), just after completing his playing career at nearby Baker University in Baldwin City, Kan. At Baker, McCarthy earned a degree in business administration and was an all-conference tight end and senior captain in 1986, helping lead the Wildcats to an NIAA Division II national runner-up finish. He was inducted into the school's athletic hall of fame in October 2007.

At Fort Hays State under head coach John Vincent, McCarthy coached linebackers for two years while earning a master's degree in sports administration.

McCarthy returned to his hometown in 1989, serving first as a graduate assistant (1989-91) and then wide receivers coach for the Pittsburgh Panthers.

Born in Pittsburgh, McCarthy graduated from Bishop Boyle High School in Homestead, Pa. He and his wife, Jessica, have five children and were actively involved in the Green Bay community, including hosting the annual Mike & Jessica McCarthy Golf Invitational. Established in June 2010, the tournament benefited the American Family Children's Hospital in Madison, Wis. The event raised funds that have helped the hospital expand with two new floors, a neonatal intensive care unit and additional pediatric beds.

Mike McCarthy – Born Nov. 10, 1963, Pittsburgh, Pa. Tight end Baker University 1985-86. Pro: No pro playing experience. College coach: Fort Hays State 1987-88, Fort Hays State 1989-92. Pro coach: Kansas City Chiefs 1993-98, Green Bay Packers 1999, New Orleans Saints 2000-04, San Francisco 49ers 2005, Green Bay Packers 2006-18, Dallas Cowboys 2020-21.

MIKE McCARTHY'S COACHING EXPERIENCE

Year	Position, Team
1987-88	Graduate Assistant, Fort Hays State
1989-91	Graduate Assistant, Pittsburgh
1992	Wide Receivers, Pittsburgh
1993-94	Offensive Quality Control, Kansas City Chiefs
1995-98	Quarterbacks, Kansas City Chiefs
1999	Quarterbacks, Green Bay Packers
2000-04	Offensive Coordinator, New Orleans Saints
2005	Offensive Coordinator, San Francisco 49ers
2006-18	Head Coach, Green Bay Packers
2020-21	Head Coach, Dallas Cowboys

MIKE McCARTHY'S HEAD COACHING RECORD

Year	Team	W	L	Regular Season			Result	Postseason			Result
				T	Pct.	Pct.		W	L	Pct.	
2006	Green Bay	8	8	0	.500	2nd NFC North					
2007	Green Bay	13	3	0	.813	1st NFC North	1	1	.500		NFC Championship Game
2008	Green Bay	6	10	0	.375	3rd NFC North					
2009	Green Bay	11	5	0	.688	2nd NFC North	0	1	.000		Wild Card Game
2010	Green Bay	10	6	0	.625	2nd NFC North	4	0	1.000		Super Bowl XLV
2011	Green Bay	15	1	0	.938	1st NFC North	0	1	.000		Divisional Game
2012	Green Bay	11	5	0	.688	1st NFC North	1	1	.500		Divisional Game
2013	Green Bay	8	7	1	.531	1st NFC North	0	1	.000		Wild Card Game
2014	Green Bay	12	4	0	.750	1st NFC North	1	1	.500		NFC Championship Game
2015	Green Bay	10	6	0	.625	2nd NFC North	1	1	.500		Divisional Game
2016	Green Bay	10	6	0	.625	1st NFC North	2	1	.667		NFC Championship Game
2017	Green Bay	7	9	0	.438	3rd NFC North					
2018	Green Bay	4	7	1	.375						
2020	Dallas	6	10	0	.375	3rd NFC East					
2021	Dallas	12	5	0	.706	1st NFC East	0	1	.000		Wild Card Game
Totals		143	92	2	.608		10	9	.526		

JEFF BLASKO
Assistant Offensive Line

Robert Morris
NFL: 6th Year • Cowboys: 3rd Year



The Dallas Cowboys introduced Jeff Blasko as the team's assistant offensive line coach on January 27,

BLASKO'S COACHING HISTORY

2002-05	Steel Valley High School, Off. Asst.
2006-07	Bethel Park High School, Off. Asst.
2008-10	Akron, GA
2011	Florida, QC-Offense
2012-14	Kansas, TE
2015	Pennsylvania, TE
2016	Green Bay Packers, Coaching Admin
2017-18	Green Bay Packers, Asst. OL
2019	Cleveland Browns, Asst. OL
2020-21	Dallas Cowboys, Asst. OL

Blasko's second season in Dallas was a return to consistency as the Dallas line remained healthy for a majority of the season. Behind the line's work, Dallas led the league in total offense (407.0 yards-per-game), was second in pass offense (282.4) and third in rushing offense (124.6). The line's blocking allowed Dak Prescott to finish in the top-10 in all major passing categories, and Ezekiel El-

liott recorded his fifth 1,000-yard season as he rushed for 1,002 yards with 10 touchdowns.

In his first season in Dallas, Blasko worked a line grouping that was decimated by injury, while also losing a key cog to retirement in Travis Frederick. Having both bookends (La'el Collins, all 16 games and Tyron Smith, 14 games) sidelined, Blasko initiated rookie free agent Terence Steele to the rigors of the NFL at right tackle, second-year undrafted free agent Brandon Knight at left tackle and 2020 fourth round rookie draft pick Tyler Biadasz (four starts) at center. Blasko also saw one of the best linemen in the NFL in Zack Martin continue his dominance, while showing flexibility as he slid out to tackle for his first career snaps outside for two starts, missing six games to injury himself. Connor Williams was the lone regular on the line, playing all but one snap through the season at left guard.

Blasko spent 2019 as the Cleveland Browns assistant offensive line coach, and prior to landing in Cleveland, he was with the Packers for three seasons

(2016-18), including the final two as assistant offensive line coach. He came to the Packers in 2016 as a coaching administrator. While with Green Bay, Blasko helped David Bakhtiari earn first-team All-Pro honors in 2018 and second-team honors in 2016 and 2017.

Prior to his career in the NFL, Blasko spent eight years coaching collegiately, starting with a three-year stint (2008-10) as a graduate assistant at the University of Akron. He then moved on to the University of Florida in 2011 as the offensive quality control coach. Blasko also assisted the University of Kansas (2012-14) and the University of Pennsylvania (2015) as the team's tight ends coach.

Blasko coached on the high school level for six seasons, serving as an offensive assistant at Steel Valley in Munhall, Pa., (2002-05) and as an offensive assistant at Bethel Park, Pa. (2006-07).

A native of Pittsburgh, Pa., Blasko graduated from Robert Morris University with a bachelor's degree in information sciences in 2005 and earned a master's degree in sports administration from Akron in 2009.

Blasko and his wife, Katie, have two sons, Tommy and Cooper.

Jeff Blasko – Born July 6, 1983, Pittsburgh, Pa. College Coach: Akron 2008-10, Florida 2011, Kansas 2012-14, Pennsylvania 2015. Pro coach: Green Bay Packers 2017-18, Cleveland Browns 2019, Dallas Cowboys 2020-21.

ROB DAVIS

Assistant Head Coach

Shippensburg
NFL: 3rd Year • Cowboys: 3rd Year



Rob Davis, a long-time NFL deep snapper (1993-2008) and former player and director of player engagement under Mike McCarthy (2008-17) with the Green Bay Packers, serves as assistant head coach under McCarthy in Dallas.

Following his tenure with the Packers, Davis took a job with Pierce Manufacturing in Appleton, Wisc., where he served as a senior director of people and culture (2017-19) and senior director of operational excellence (2019-20).

Davis, who played 12 years in the NFL, also spent nine years as the Packers director of player engagement (originally named director of player development in 2008).

In his role as the director of player engagement, Davis helped maintain locker room cohesiveness and overall player health. He assisted players in acclimating to their roles, both on and off the field and in the Green Bay community.

Davis served as the Packers long snapper for 11 seasons (1997-2007) and played 167 straight games with Green Bay, currently the fourth-longest streak in

team history - Brett Favre (255), Mason Crosby (192) and Forrest Gregg (187).

Davis worked three years for an opportunity to play in the NFL, spending two training camps with the N.Y. Jets (1993-94), a year with the CFL's Baltimore Stallions (1995) and a preseason with the Kansas City Chiefs (1996). In 1996 Davis signed with Chicago and played all 16 games at long snapper. Released by the Bears near the end of their training camp in 1997, he signed with Green Bay in November and handled all long snapping duties for the last seven regular season games as well as all three playoff contests, including Super Bowl XXVII.

In 2005 Davis was named the Packers player representative, which entailed being a liaison between the players and the union to relay proper information to the players regarding rights and benefits. Prior to 2005, he was an alternate player representative for five seasons.

Davis was the first player ever from Shippensburg, Pa., University to play in the NFL and was named to the school's athletic hall of fame in October 2003. Accompanying his induction, he also became the first player to have his jersey retired by Shippensburg in any sport.

Davis and his wife, Tara, have a daughter, Marlee, and a son, Kahlil.

Rob Davis – Born Dec. 10, 1968, Washington, D.C. Defensive Tackle Shippensburg (PA) 1987-92. Pro: Long Snapper New York Jets 1993-94, Baltimore Stallions (CFL) 1995-96, Kansas City Chiefs 1996, Chicago Bears 1996-97, Green Bay Packers 1997-2008. Pro coach: Dallas Cowboys 2020-21.

ADEN DURDE

(AD-in DIRTY)

Defensive Line

None

NFL: 5th Year • Cowboys: 2nd Year

DALLAS DALLAS DALLAS
COWBOYS

Aden Durde returned to the Dallas Cowboys in

DURDE'S COACHING HISTORY

2011-16... London Warriors, Defensive Coord
2014-15... Dallas Cowboys, Coaching Intern
2016..... Atlanta Falcons, Coaching Intern
2018-19... Atlanta Falcons, Defensive Assistant
2020..... Atlanta Falcons, Outside Linebackers
2021..... Dallas Cowboys, Defensive Line

2021 as the team's new defensive line coach after beginning his NFL coaching career in Dallas as a coaching intern from 2014-15.

In his first season at the helm of the defensive line, Durde's unit produced 23.0 sacks and harangued opposing quarterbacks with consistent pressure on 237-of-684 opponent dropbacks - third-most in the league in 2021, per Pro Football Focus. The unit suffered a setback when star defensive end DeMarcus Lawrence broke his foot following Week 1 and missed the next 11 games, forcing the line to shuffle and come up with creative ways to rush the passer. The setback turned into opportunity, as rookie linebacker Micah Parsons took on more of a role at defensive end and flourished as a pass rusher, accumulating a franchise rookie-record 13.0 sacks.

Prior to Dallas, Durde spent three seasons with the Atlanta Falcons under former Falcons head coach and current Cowboys defensive coordinator, Dan Quinn, where he was first a coaching intern (2016), then as a defensive assistant (2018-19) and finally the outside linebackers coach (2020). In 2020 two Falcons linebackers surpassed the century mark in tackles - Foyesade Oluokun (team and career-high 116) and Dejon Jones (105 - second) - while Jones' career-high 4.5 sacks also led all team defenders. Additionally, Durde filled in as the team's defensive line coach at Minnesota (10/18/20) when both of the Falcons two defensive line coaches (Jess Simpson and Tosh Lupoi) did not travel

for the game due to COVID-19 precautions. In 2019 Durde assisted in overseeing a defensive line unit that was anchored by Grady Jarrett and Tyeler Davison. The Falcons defense held opponents to 103.5 rushing yards over the final eight weeks of the season, which ranked 10th in the NFL. Additionally, the Falcons tallied 21.0 sacks over the final eight games - tied for 10th in the league during that span.

Durde joined the Falcons after serving as the head of football development at NFLUK, where he helped guide the International Player Pathway program. Working with Super Bowl champion and former Falcon Osi Umenyiora, Durde helped four international players, tight end Alex Gray (Atlanta), defensive end Alex Jenkins (New Orleans), defensive end Efe Obada (Carolina), and linebacker Eric Nzeocha (Tampa Bay) transition to practice squads in 2017. Prior to his work with NFLUK, Durde spent training camp with the Falcons as part of the Bill Walsh NFL Diversity Coaching Fellowship in 2016. He also worked as a coaching intern for the NFL's fellowship program with the Cowboys during training camp in 2014 and 2015. Durde also served as the defensive coordinator of the London Warriors for six seasons.

Durde played linebacker in NFL Europe for six years with the Scottish Claymores and Hamburg Sea Devils and was a member of Hamburg's 2007 NFL Europa World Bowl XV Championship team - the final championship in the European league history. He also spent time on the practice squads of the Carolina Panthers and Kansas City Chiefs.

A native of North London, Durde and his wife, Kate, have two sons, Kane and Dylan.

Aden Durde – Born July 10, 1979, North London, England. Pro: Linebacker Scottish Claymores (NFL) 2003-04, Hamburg Sea Devils (NFL) 2005-07, Carolina Panthers 2005, Kansas City Chiefs 2008. Pro coach: Atlanta Falcons 2018-20, Dallas Cowboys 2021.

GEORGE EDWARDS

Senior Defensive Assistant

Duke
NFL: 25th Year • Cowboys: 7th Year

DALLAS COWBOYS



EDWARDS' COACHING HISTORY

1990-91 Florida, Assistant
1992-95 Appalachian State, Assistant
1996 Duke, Assistant
1997 Georgia, DL
1998-01 Dallas Cowboys, LB
2002-03 Washington Redskins, Asst. DC/LB
2004 Cleveland Browns, LB
2005-09 Miami Dolphins, LB
2010-11 Buffalo Bills, DC
2012-13 Miami Dolphins, LB
2014-19 Minnesota Vikings, DC
2020-21 Dallas Cowboys, Sr. Def. Asst.

George Edwards returned to coach the Dallas Cowboys as the team's senior defensive assistant in 2020 under new head coach Mike McCarthy. The 2021 season marked Edwards' 24th season in the NFL and 32nd season as a coach, all spent on

Edwards oversaw the rise of the Vikings defense to a consistent top-five NFL finish after inheriting a group that was 31st in total defense in 2013. In 2018 the Vikings ended the season fourth in total defense, posted 50.0 sacks, led the NFL in third down defense, allowing only 30.5% conversions and allowed the fewest passing touchdowns (15) of any NFL defense, boasting three defenders with Pro Bowl honors. Led by first-team AP All-Pro Smith, first-team AP All-Pro Xavier Rhodes and second-team AP All-Pro Griffen, the Vikings ranked first in the NFL in defense for the first time since 1993. The stout defense was tops in the NFL in both yards allowed (275.9) and points allowed (15.8) and keyed the club's run to a 1-3 regular season, the NFC North title and a berth in the NFC Championship game.

In 2016 the Vikings climbed to third in the NFL in total defense, the highest ranking since 1993, and ranked fifth in scoring defense, allowing 18.7 points-per-game, tied for fourth in the NFL with 41.0 sacks and tied for seventh in the NFL with 27 takeaways.

In 2015 a stingy Vikings defense jumped to fifth in the NFL in points allowed at 18.9 after ranking 11th in 2014. Inheriting the defense that allowed the most points-per-game and second-most yards-per-game in 2013, Edwards helped turn the Vikings defense around in 2014, his first season as defensive coordinator. The Vikings had the NFL's most improved defense in 2014, allowing 7.1 fewer points-per-game in 2014 than in 2013.

Edwards returned to Miami for his second stint as linebackers coach for the 2012 and 2013 seasons, where the Dolphins rush defense ranked 13th in the NFL in 2012.

He served as defensive coordinator with the Buffalo Bills in 2010 and 2011, and from 2005-09, he was the linebackers coach for the Dolphins. Edwards spent the 2004 season as the Cleveland Browns linebackers coach, and before that, was with Washington for two seasons as the assistant defensive coordinator/linebackers coach in 2002 before being named defensive coordinator for the first time in his career in 2003.

Edwards entered the NFL with the Cowboys and remained there from 1998-2001. Serving as the linebackers coach, Edwards worked under Defensive Coordinator Mike Zimmer (2000-01). Under Edwards' guidance, Dexter Coakley, a third round draft choice in 1997, was selected to the Pro Bowl twice over a four-year span (1999, 2001).

Before making the leap to the NFL ranks, Edwards held collegiate assistant posts at Florida (1990-91), Appalachian State (1992-95), Duke (1996) and Georgia (1997). During his lone season at Georgia, Edwards tutored a defensive line which included a pair of freshmen in Richard Seymour and Marcus Stroud, both selected in the first round of the 2001 NFL Draft.

A four-year letterman at Duke University, Edwards was twice named special teams captain and an honorable mention All-ACC selection at linebacker in 1989.

A native of Siler City, N.C., Edwards and his wife, Jami, have a son, B.J.

the defensive side of the ball.

In 2021 Edwards served as a mentor for a talented linebacker unit led by AP NFL Defensive Rookie of the Year Micah Parsons. Under Edwards, Parsons was selected to the Pro Bowl, named first-team All-Pro and set the franchise rookie sack record (13.0), which also tied Dwight Freeney and Reggie White for the third-most sacks by any rookie in NFL history. Parsons, who also finished 2021 with 20 tackles for loss, joined Dwight Freeney as the only players since 1999 to have at least 12.0 sacks and 20 tackles for loss in a rookie campaign. Edwards also helped Leighton Vander Esch return to form after suffering multiple injuries in 2020. Vander Esch was second on the team with 86 tackles and tied his career high in tackles for loss (three) and pressures (five).

In Edwards' return to Dallas in 2020, he primarily assisted with the Cowboys linebacker unit that featured two young and talented players in Vander Esch and Jaylon Smith. Despite an up-and-down campaign for the defense, Smith eclipsed 100 tackles (team-leading 160) for the third-consecutive season - the first Cowboys defender since Bradie James (2008-10) to do so - and Vander Esch returned from a serious injury in 2020 to finish third on the team with 73 tackles despite missing six games.

Edwards previously spent six seasons (2014-19) as the Minnesota Vikings defensive coordinator, and it was his third stop coordinating a defense, following stints in Washington (2003) and Buffalo (2010-11).

Under Edwards in 2019, the Vikings defense collared 48.0 sacks to tie for fifth in the NFL - tied for seventh in a single season in team history. The defense was led by Danielle Hunter's career-high tying 14.5. Overall, it was the second-most sacks collected by a Vikings defense in Edwards' tenure as the defensive coordinator, topped only by the 2018 defense the previous season that had 50.0 sacks. Edwards' unit also produced 31 total takeaways (17 interceptions; 14 fumble recoveries) - good for fourth in the NFL (second in the NFC). Minnesota's 17 interceptions tied for third in the NFL (tied for first in the NFC), with Anthony Harris registering a career-high six picks to tie for the NFL lead. For their performances, four players from Edwards' defense were selected to the Pro Bowl in Everson Griffen, Hunter, Eric Kendricks and Harrison Smith.

George Edwards – Born Jan. 16, 1967, Silver City, N.C. Linebacker Duke 1985-1989. Pro: No pro playing experience. College coach: Florida 1990-91, Appalachian State 1992-95, Duke 1996, Georgia 1997. Pro coach: Dallas Cowboys 1998-2001, 2020-21, Washington Commanders 2002-03, Cleveland Browns 2004, Miami Dolphins 2005-09, Buffalo Bills 2010-11, Miami Dolphins 2012-13, Minnesota Vikings 2014-19.

JOHN FASSEL

Special Teams Coordinator

Weber State

NFL: 18th Year • Cowboys: 3rd Year

DALLAS DALLAS DALLAS
COWBOYS



John Fassel, who is known as one of the most creative special teams coaches in the league, enters his third season as the Cowboys special teams coordinator. Fassel, who headed up special teams for two pro clubs prior to his arrival in Dallas - LA Rams (2012-19) and Oakland Raiders (2009-11) - has dramatically improved the Cowboys special teams unit since his arrival in 2020.

FASSEL'S COACHING HISTORY

1999.....	Bucknell, Wide Receivers
2000.....	Amsterdam Admirals, S&C/WRS
2001.....	Idaho State, GA
2002.....	Bucknell, Wide Receivers
2003-04.....	New Mex. Highlands, HC/Asst. AD
2005-07.....	Baltimore Ravens, Asst. ST
2008.....	Oakland Raiders, Asst. ST Coord.
2009-11.....	Oakland Raiders, ST Coordinator
2012-19.....	LA Rams, ST Coordinator
2020-21.....	Dallas Cowboys, ST Coordinator

Prior to Fassel's arrival, Dallas finished the 2019 season last in the NFL in kick return average and 31st in both net and gross punting average. After Fassel's second year with Dallas in 2021, the Cowboys ranked fifth in the NFL in kickoff return average, topped the league in net punting average and finished fourth in gross punting average.

In 2021 Fassel's special teams unit was one of the most effective groups in the NFL, highlighted by a league-high three blocked punts - two of which were recovered for a touchdown. Fassel's unit also led the NFL with four blocked kicks (three punts, one PAT) while tallying an NFL-high three special teams touchdowns. Fassel had a major influence in signing veteran punter Bryan Anger in free agency prior to the 2021 season. Under Fassel, Anger was selected to his first career Pro Bowl after leading the NFL and setting a team record with a 44.6 net average in 2021. Anger's 44.6 net average was also the fourth-highest in NFL history. Along with an impressive net average, Anger set the franchise record in gross average (48.4). Fassel, who was with Greg Zuerlein since his rookie season with the LA Rams in 2012, watched Zuerlein become the third-fastest kicker to reach 250 field goals in NFL history, doing so in just 144 career games. Fassel was instrumental in Dallas' kickoff return game, as the Cowboys finished fifth in the NFL with 24.8 yards-per-return.

In 2020 Fassel helped Dallas secure Zuerlein, a player Fassel coached through his entire tenure with the Rams, to help the kicking unit. Zuerlein converted 34-of-41 field goals and 33-of-36 PAT tries, allowing him to set the club record for field goal attempts in a season, tie for the most field goals made and tie for second in single-season points (135). Tony Pollard settled in as the kickoff returner for Dallas, and he tied for second in the league with 32 returns, was fourth with 766 yards and eighth with an average of 23.9 yards-per-return. Additionally, Fassel worked with two different punters - Chris Jones and Hunter Niswander - after Jones was lost midway through the season with an abdominal injury.

In 2019 the Rams special teams unit returned two of the NFL's top specialists in Zuerlein and Johnny Hek-

ker. Zuerlein's 24 field goals (24-of-33) tied for fourth in his career, and he connected on all 42 PAT tries. Called on for only 66 punts in 2019, Hekker finished third in the NFL with a 47.4 gross average and seventh with a 42.4 net, along with 22 punts downed inside the opponent's 20-yard line and a long of 71 yards (second-longest of his career).

Fassel's group continued to flourish in 2018 in all four phases of special teams, despite using multiple kickers and returners during the regular season. Cory Littleton blocked a pair of punts and posted an additional deflected punt en route to earning his first career Pro Bowl selection. It marked the ninth Rams special teams selection since Fassel took over in 2012. Zuerlein converted on a 57-yard game-winning field goal in overtime of the NFC Championship game to send the Rams to the Super Bowl, marking the longest game-winning kick in playoff history.

In 2017 four Rams special teamers were named to the Pro Bowl in returner Pharoah Cooper, Hekker, long snapper Jake McQuaide and Zuerlein. Zuerlein led the league in scoring (158 points) despite playing in only 14 games before going on the Reserve/Injured list.

In 2016 Hekker earned his third trip to the Pro Bowl after setting an NFL record with 51 punts downed inside the 20. He also established an NFL record for single-season net punting average (46.0), breaking the previous record that Hekker himself set in 2013. McQuaide became the first long snapper in franchise history to earn a Pro Bowl berth. From 2013-17, Benny Cunningham averaged 27.1 yards-per-kickoff return, a franchise career record. In addition to his special teams duties, Fassel served as interim head coach for the final three games in 2016.

In 2015 Hekker produced one of the best punting seasons in NFL history to earn his second Pro Bowl honor. The fourth-year pro led the NFL in punts (96), gross average (47.9), net average (43.7) and punts downed inside the 20-yard line (41), becoming the first player to lead the league in all three categories since the NFL began tracking punts inside the 20 in 1976.

In Fassel's 2014 campaign, his units finished among the league's best in several categories. As a team, St. Louis was fifth in net punt average (41.8) and second in punt return average (13.0). The team's net punting average was the third-highest ever by a Rams special teams unit. Individually, Tavon Austin finished fifth in punt return average (11.2) and was an alternate to the Pro Bowl, while Cunningham led the NFC and was fifth in the NFL in kick return average (27.5).

In 2013 Fassel's punt team, led by Hekker, set a single-season NFL record for net punting average (44.2) and was named first-team All-Pro along with his first trip to the Pro Bowl. Zuerlein connected on the first 15 field goal attempts of his career and set a team record with eight field goals from 50 yards-or-more.

Fassel spent four seasons with the Raiders, first as assistant special teams coordinator in 2008, then

special teams coordinator for three seasons (2009-11). While with the Raiders, his units led the NFL in takeaways, turnover differential and points scored in 2009 and 2010. Under Fassel's tutelage, punter Shane Lechler earned a Pro Bowl spot three consecutive years. In addition, Sebastian Janikowski achieved a single-season career-high 89.7 field goal percentage, missing only three attempts (47, 57 and 66 yards) in 2011. Janikowski also converted the then third-longest field goal in NFL history, a team-record 61-yarder at Cleveland in December 2009 and tied a then NFL record with a 63-yarder in 2011. Additionally, long snapper Jon Condo earned two Pro Bowl berths.

From 2005-07, Fassel was Baltimore's assistant special teams coach and helped the team to top-10 finishes in punt and kick return average from 2006-07.

From 2003-04, he was the head coach and assistant athletic director at New Mexico Highlands Uni-

versity. Fassel also served six months as the school's interim athletic director and taught undergraduate and graduate courses. He earned a master's degree in athletic administration at Idaho State, where he was a graduate assistant and sports science instructor from 2000-01. In 1999 and 2001, Fassel coached wide receivers and recruited for Bucknell. In Spring 2000, Fassel was the strength & conditioning and wide receivers coach for the Amsterdam Admirals of NFL Europe.

Fassel played wide receiver at Weber State, graduating in 1999 with a degree in exercise science. He signed as a rookie free agent wide receiver with the Indianapolis Colts.


Fassel is the son of late NFL coach Jim Fassel, who guided the New York Giants to the Super Bowl during the 2000 season. John is a triathlete who has finished three Ironman distance triathlons. He and his wife, Elizabeth, have three daughters: Lilah, Avery and Anna.

John Fassel – Born January 10, 1974, Anaheim, Calif. College: Wide receiver Weber State 1996-99. Pro: No pro playing experience. College Coach: Bucknell 1999, 2002, Idaho State 2001, New Mexico Highlands 2003-04. Pro coach: Amsterdam Admirals (NFL Europe) 2000, Baltimore Ravens 2005-07, Oakland Raiders 2008-11, St. Louis/Los Angeles Rams 2012-19, Dallas Cowboys 2020-21.

RYAN FEDER (FEED-er)

Quality Control/Analytics

Florida State
NFL: 7th Year • Cowboys: 3rd Year



FEDER'S COACHING HISTORY

2015-18Green Bay Packers, QC/Analytics
2019.....Nebraska, GA/DB
2020-21Dallas Cowboys, QC/Analytics

role Feder had under Mike McCarthy in Green Bay from 2015-18.

Feder's responsibilities include assisting the head coach with game management decisions and helping the defensive staff identify league, opponent and self-scout tendencies. On the field, Feder assists with line-backers.

After departing Green Bay in 2018, Feder spent 2019 as a graduate assistant at Nebraska, assisting with the defensive backs while also pursuing a master's degree in business administration.

Ryan Feder arrived in Dallas in 2020 as one of the club's quality control/analysts, concentrating on defense. It is a similar

After earning his bachelor's degree in management and marketing from Florida State, Feder earned a law degree with a specialization in sports law from Tulane. While at Tulane Law School, Feder worked for two seasons as an analyst for Pro Football Focus, collecting and analyzing player participation data for NFL and NCAA teams and generating advanced scouting reports to target team trends and inefficiencies.

Feder also spent one year as an intern at Pro Sports Inc., assisting with 2014 NFL Draft preparation, including analyzing positional player contract structures and trends and researching and analyzing undrafted free agent signings and contract trends. During those three years, he also was a writer for OverTheCap.com, a website which analyzes the NFL salary cap.

Ryan Feder – Born Oct. 4, 1989, Miami, Fla. College Coach: Nebraska 2019. Pro Coach: Green Bay Packers 2015-18, Dallas Cowboys 2020-21.

AL HARRIS

Defensive Backs

Texas A&M-Kingsville
 NFL: 9th Year • Cowboys: 3rd Year

DALLAS DALLAS DALLAS
COWBOYS



HARRIS' COACHING HISTORY

2012.....	Miami Dolphins, Intern
2013-15.....	Kansas City Chiefs, Secondary
2016-18.....	Kansas City Chiefs, CB
2019.....	Florida Atlantic, Def. Asst.
2020-21.....	Dallas Cowboys, DB

The Cowboys hired Al Harris to assist in coaching the defensive backs in 2020. Harris brings a wealth of knowledge to the Cowboys, spending the last 11 years in coaching at both the collegiate and professional levels after finishing a 15-year NFL career as a prolific secondary player, earning two Pro Bowl nods and an All-Pro selection.

Under Harris' watch, second-year cornerback Trevon Diggs experienced a meteoric rise during the 2021 season, becoming one of the best players at his position as he led the NFL with a franchise-high tying 11 interceptions. Overall, Diggs became the third Dallas Cowboy - fifth time - to lead the league in interceptions, and the first since Everson Walls in 1985 (nine). Diggs was selected to his first Pro Bowl and earned first team All-Pro honors. Diggs also led the team with 21 pass breakups and was seventh on the defense with 56 tackles. Free agent safety pickup Jayron Kearse paced the defense with a career-high 92 tackles during his first season with the team, while cornerback Anthony Brown set single-season career-bests in tackles (79 - tied for fourth on the team), pass breakups (17 - second) and interceptions (three - tied for second). In total, Harris' unit contributed to a defense that led the league in take-aways (34) and interceptions (26).

Harris oversaw the development of two rising young talents in the Dallas secondary in 2020, with rookie cornerback Diggs and second-year safety Donovan Wilson taking major steps as contributors for the back-end of the Cowboys defense. Diggs led all Cowboys defenders in interceptions (three) and pass breakups (14) as a rookie for the first time in Cowboys history (Cowboys did not track breakups before 1984). Despite being the seventh cornerback selected in the 2020 NFL Draft, Diggs tallied as many interceptions in his first year as the seven players drafted before him combined. Wilson emerged as a versatile weapon in the secondary, finishing the year with 67 tackles, two interceptions, three forced fumbles and 3.5 sacks. His 3.5 sacks were tied for fourth by a Cowboys defensive back in a season in team history.

Harris spent the 2019 season as a defensive assistant on Lane Kiffin's staff at Florida Atlantic University, helping guide the Owls to a program record-tying 11 wins and a bowl game win over SMU.

Harris was with the Kansas City Chiefs from 2013-18 as the secondary coach, overseeing a group that finished in the top-10 in interceptions in all but one of his six seasons with the team, including a first place finish in 2016 (19 interceptions) and two top-three finishes (2013 and 2015). He oversaw Pro Bowl performances from Eric Berry (2013, 2015-16), Brandon Flowers (2013) and Marcus Peters (2015-16), who led the NFL in interceptions (19) during his three seasons with the Chiefs. Harris went to the playoffs in five of his six seasons with Kansas City, including an AFC Championship appearance in 2018.

Prior to joining the Chiefs in 2013, Harris started his coaching career in 2012 as a coaching intern with the Miami Dolphins under Head Coach Joe Philbin.

Originally drafted by the Tampa Bay Buccaneers in the sixth round (169th overall) of the 1997 NFL Draft, Harris went on to play in 194 games with 128 starts with the Philadelphia Eagles, Green Bay Packers, Miami Dolphins and St. Louis Rams. He finished his 15-year NFL career with 469 tackles, 21 interceptions, 148 passes defended and 4.0 sacks. Harris started his career on the Tampa Bay practice squad in 1997 before signing with Philadelphia in 1998, appearing as the team's nickel cornerback for five years and played in two NFC Championship games (2001 and 2002). He then spent seven seasons with the Packers (2003-09), including just over four under Head Coach Mike McCarthy, and he earned Pro Bowl selections in 2007 and 2008. Harris finished his playing career with one season each in Miami (2010) and with the St. Louis Rams (2011).

Harris was a two-year starter for Texas A&M-Kingsville from 1995-96 and was a first-team All-Lone Star Conference selection in 1996. His first two seasons of collegiate football were played at Trinity Valley Community College in Athens, Texas, where he was a member of a National Championship team.

Harris and his wife, Shyla, have a daughter, Lyla, and three sons, Al Jr., Gavin and Gage.

Al Harris – Born Dec. 7, 1974, Pompano Beach, Fla. Cornerback Trinity Valley CC 1993-94, Texas A&M-Kingsville 1995-96. Pro: Cornerback Tampa Bay Buccaneers 1997, Philadelphia Eagles 1998-2002, Green Bay Packers 2003-09, Miami Dolphins 2010, St. Louis Rams 2011. College Coach: Florida Atlantic 2019. Pro Coach: Kansas City Chiefs 2013-18, Dallas Cowboys 2020-21.

CHASE HASLETT

Offensive Quality Control

Indiana (PA)
NFL: 3rd Year • Cowboys: 3rd Year



Chase Haslett enters his third season on the Dallas Cowboys staff as an offensive quality control coach.

The offense grew to new heights in 2021, leading the NFL in scoring (31.2) and yards (407.0). Haslett

HASLETT'S COACHING HISTORY

2016-17Nebraska, GA/QB
2018-19Mississippi State, GA/QC
2019Mercer, TE
2020-21Dallas Cowboys, Off. QC

worked closely with the tight ends, helping Dalton Schultz to the best season of his career with 78 receptions, 808 yards and eight touchdowns.

In 2020 Haslett assisted an offense that ranked in the top-10 of most primary statistical categories. In the first five games of 2020, Haslett helped quarterback Dak Prescott lead the NFL in passing yards-per-game (371.2). Despite losing Prescott to injury and playing four different quarterbacks, the Cowboys offense ranked seventh in the NFL in receiving yards, eighth in passing yards and ninth in scrimmage yards.

Prior to Dallas, Haslett spent four years in the college ranks. Having grown up around coaching under the watchful eye of his father and longtime NFL coach, Jim Haslett, Chase earned his first foray into the NFL coaching ranks after cutting his teeth across the offensive side of the ball at Nebraska (graduate assistant/quarterbacks) in 2016-17, Mississippi State (quality control/offense) in 2018 and Mercer College (tight ends) in 2019.

A former collegiate quarterback at Illinois and Indiana University of Pennsylvania (IUP), Haslett earned his bachelor of science in recreation, sport and tourism from the University of Illinois in 2014 and his master of science in sport science from IUP in 2015.

Haslett and his wife, Paige, were married in July 2019.

Chase Haslett – Born Aug. 13, 1992, Sacramento, Calif. Quarterback Illinois 2011-13, Indiana (PA) 2014-15. Pro: No pro playing experience. College Coach: Nebraska 2016-17, Mississippi State 2018, Mercer 2019. Pro coach: Dallas Cowboys 2020-21.

LEON LETT

Assistant Defensive Line

Emporia State
NFL: 12th Year • Cowboys: 12th Year



Leon Lett, a former Dallas Cowboys defensive lineman who won three Super Bowl titles and earned two Pro Bowl berths during his 10-year run with the club, settled into the next phase of his career as an assistant coach

LETT'S COACHING HISTORY

2009-10Louisiana-Monroe, DL
2011-13Dallas Cowboys, Asst. DL
2014Dallas Cowboys, Asst. DL/DT
2015-19Dallas Cowboys, DT
2020-21Dallas Cowboys, Asst. DL

with the same organization that drafted him. Lett assisted the Cowboys during their 2011 training camp as a member of the NFL's Minority Coaching Fellowship

Program and was later hired on a full-time basis to assist with the team's defensive line as a defensive assistant/defensive line coach during the 2011 season - a role he has capably handled for the last 11 years.

In 2021 Dallas' defensive front saw many rotations due to injuries to several key starters such as DeMarcus Lawrence, Randy Gregory and Neville Gallimore. Despite the turnover, the defensive line totaled 41.0 sacks, the most by a Dallas team since 2011. Gregory was the Cow-

boys leader in the trenches, notching 6.0 sacks and 30 pressures despite missing five games to injury. Lett also helped Dorian Armstrong have his best season as a pro with career-highs in sacks (5.0) and pressures (22).

Lett's defensive line recorded 21.0 of the defense's 31.0 total sacks in 2020. The unit was highlighted by Lawrence, who led the team in sacks (6.5), quarterback pressures (37) and tackles for loss (eight). The defensive line was also greatly enhanced with the addition of Aldon Smith, who after being out of the NFL since the 2015 season, returned to the field to start all 16 games and finish second on the defense in sacks (5.0) and pressures (33), while also tying for the team lead with two fumble recoveries (one returned for his first career touchdown).

The 2019 defensive group matched the previous season with 39.0 sacks, led by free agent addition Robert Quinn, who found a career resurgence in Dallas with 11.5 sacks - the most sacks by any Cowboys defender in his first season with the team. Quinn also led the defense with 37 pressures, and Lawrence proved to be a versatile defender by leading the defense with nine tackles for loss.

The defensive line again improved its seasonal output in 2018, logging 39.0 sacks and proving to be stout against the run for another year as the unit ranked fifth in the NFL, allowing only 94.6 yards-per-game.

The Dallas defensive front put together another solid season in 2017, increasing its sack total for the fourth consecutive season (38.0) and shutting down opposing offenses in the run game, allowing only 104.0 yards-per-game, eighth in the league, with only three 100-yard rushers on the year.

Letts work with the pass rushers, namely the defensive tackles, shined through as one of the bright spots in 2016 as Dallas was first in the NFL in rushing defense (83.5 yards-per-game). Rookie Maliek Collins finished second on the team with 5.0 sacks - seventh among all rookie defenders.

Letts second season working with the defensive tackles in 2015 fostered a breakout season for Tyrone Crawford in which he totaled 44 tackles, 5.0 sacks and was third on the defense with 27 pressures.

In working with defensive tackles in 2014, Letts most notable task was helping the transition of Crawford from defensive end to a three-technique defensive tackle. After spending the 2013 season on the team's Reserve/Injured list with an Achilles injury, Crawford had a strong response to his new position to post then career numbers with 37 tackles, his first 3.0 career sacks and 29 pressures - second on the team - while starting 15 games.

In 2013 Lett saw continued growth from defensive tackle Jason Hatcher, who led the team and all NFL interior linemen with 11.5 sacks to earn the first Pro Bowl selection of his career. Veteran free agent acquisition George Selvie also flourished with Letts mentorship,

recording a career-high 7.0 sacks and starting all 16 games for a Cowboys defense that tallied 34.0 sacks on the season.

Letts work with the defensive line in 2012 saw Hatcher emerge as a full-time starter and establish personal-bests in several categories.

Prior to joining the Cowboys, Letts only previous experience as a coach came in 2010 when he served as the defensive line coach at the University of Louisiana at Monroe. He also served as a volunteer assistant at UNLV in 2009.

Drafted in the seventh round (173rd overall) of the 1991 NFL Draft, Lett became the first and only player ever selected by the Cowboys out of Emporia State to make the squad's final roster. Nicknamed "Big Cat" by his teammates for his agility, Lett compiled 361 tackles, 22.5 sacks, 37 tackles for losses, 128 quarterback pressures, 26 pass breakups, eight forced fumbles, seven fumble recoveries and four blocked kicks while playing in 109 games with 73 starts during a 10-year career as a Cowboy. He also appeared in 14 postseason contests with nine starts, including three Super Bowl victories.

Lett concluded his playing career with the Denver Broncos in 2001, totaling 15 tackles in 12 games.

Lett finished his collegiate career at Emporia State after playing in junior college, helping Emporia State to the Central States Intercollegiate Conference title and their first appearance in the NAIA Championship Game.

Lett returned to school to earn his college degree in university studies with concentrations on sociology and history from UNLV in 2009.

Lett has a daughter, Leondra Rachel.

Leon Lett – Born October 12, 1968, Mobile, Ala. Defensive tackle Hinds Community College 1987-88, Emporia State 1989-90. Pro: Defensive tackle Dallas Cowboys 1991-2000, Denver Broncos 2001. College coach: University of Louisiana at Monroe 2009-10. Pro coach: Dallas Cowboys 2011-21.

CANNON MATTHEWS

Defensive Quality Control

Ohio University
NFL: 14th Year • Cowboys: 3rd Year



Cannon Matthews joined Mike McCarthy's inaugural staff in Dallas as the defensive quality control coach after spending the previous three seasons in the same capacity with Washington. Matthews brought 11 years

of NFL coaching experience with him.

In his first season in Dallas, Matthews assisted the defensive staff in the preparation of the game plan, developing the playbook and breaking down opponent film.

On the field, Matthews helped with the defensive backs and coordinated the opponent scout team.

He continued his on-field role with defensive backs, concentrating on the nickel in 2021, and slot corner Jourdan Lewis reached a career-high with three picks.

Matthews was named Washington's defensive quality control coach on February 13, 2017 after serving one year as the assistant defensive backs coach for the Cleveland Browns in 2016.

In Cleveland, Matthews helped guide a unit that recorded all 10 of the team's interceptions that season. The stint was his second with the Browns, including a defensive coaching internship during the 2013 season in which Cleveland jumped from 23rd to ninth in the NFL in total defense.

From 2014-15, Matthews held the defensive quality control role for the Tennessee Titans, assisting with the team's linebackers. In his first season with the Titans in 2014, the team recorded at least one sack by 18 different players, a team record and the most in the NFL. One year later, the Titans finished sixth in the NFL in sacks-per-pass play, seventh in passing yards allowed and eighth in opponent rushing average.

Matthews spent one season as the running backs coach at Kentucky Christian University in 2012, helping

MATTHEWS' COACHING HISTORY

2008-09.....Buffalo Bills, Def/ST Asst
2010-11.....Buffalo Bills, Offensive Asst
2012.....Kentucky Christian, RB
2013.....Cleveland Browns, Def. Intern
2014-15.....Tennessee Titans, QC/Defense
2016.....Cleveland Browns, Asst. DB
2017-19.....Washington, QC/Def
2020-21.....Dallas Cowboys, Def. QC.

the Knights to a 7-4 record and top-25 ranking during the first winning season in school history.

Prior to his time at the collegiate level, Matthews spent one year in Cleveland as an intern in the personnel department (2007) and four years with the Buffalo Bills. He served as a defensive and special teams

coaching assistant from 2008-09 before transitioning to the offensive side of the ball for the 2010-11 seasons. He spent one season as a personnel intern with the Arena Football League's Arizona Rattlers in 2008.

A native of Bedford Heights, Ohio, Matthews earned a degree in sport management from Ohio University.

Cannon Matthews – Born June 21, 1985, Bedford Heights, Ohio. College coach: Kentucky Christian 2012. Pro coach: Buffalo Bills 2008-11, Tennessee Titans 2014-15, Cleveland Browns 2016, Washington Commanders 2017-19, Dallas Cowboys 2020-21.

SCOTT McCURLEY

Linebackers

Pittsburgh

NFL: 13th Year • Cowboys: 3rd Year



MCCURLEY'S COACHING HISTORY

2003-05Pittsburgh, GA/Defense
2006-08Green Bay Packers, Coach Admin.
2009-13Green Bay Packers, QC/Def.
2014-17Green Bay Packers, Asst. LB
2018Green Bay Packers, Def. Asst
2020-21Dallas Cowboys, LB.

Scott McCurley enters 2022 as the Dallas Cowboys linebackers coach for the third straight season.

McCurley previously spent 13 seasons with the Green Bay Packers as a defensive assistant (2018), assistant linebackers coach (2014-17), defensive quality control (2009-13) and in coaching administration (2006-08). He spent the 2019 season out of football.

McCurley's second season with the Cowboys linebackers was highlighted by 2021 first round selection Micah Parsons out of Penn State. The rookie linebacker provided immediate production from Week 1 and went on to boast one of the best years by a rookie in NFL history. He racked up a franchise rookie record 13.0 sacks - tied for the third-most by a rookie in NFL history - and became the first player in team history to be named NFL Defensive Rookie of the Year. Other linebackers Leighton Vander Esch (86 tackles) and Keanu Neal (79) were second and tied for third on the team, respectively, in tackles.

In his first year with Dallas as the linebackers coach (2020), McCurley helped Jaylon Smith finish with a team-high 160 tackles, which ranked second in the NFL. McCurley also assisted with a defensive unit that forced 23 takeaways, good for seventh in the NFL.

As a defensive assistant in 2018, the Packers unit produced 44.0 sacks to tie for eighth in the NFL, and they were the most since the 2013 team also recorded 44.0 quarterback takedowns. Additionally, Blake Martinez produced his second consecutive 100-tackle season with a team-high 147 stops to

become the first Packer to lead the team in tackles in consecutive seasons since A.J. Hawk (2012-13).

As Green Bay's assistant linebackers coach (2014-17), McCurley worked in support of Associate Head Coach/Linebackers Winston Moss to oversee the direction and preparation of all linebackers with an emphasis on the inside linebackers. In 2017 second-year linebacker Martinez led the team with 158 tackles - eighth in team history - and 12 tackles for a loss. In 2015 McCurley helped Moss utilize the versatility of Clay Matthews in a switch to middle linebacker, as he started all 16 games for the first time in his career and made his sixth Pro Bowl with a career-high 85 tackles along with 6.5 sacks, both second on the team.

During his time as quality control coach, McCurley spent different seasons assisting with various positions throughout the defense.

McCurley broke into the NFL as a coaching admin with the Packers from 2006-08.

Before coming to Green Bay, McCurley enjoyed a lengthy playing and coaching career at the University of Pittsburgh. Initially a walk-on athlete who redshirted his first year, he earned a scholarship after his freshman season, lettered all four years at linebacker (1999-2002) and earned a spot on the 1999 Big East All-Academic team. Following graduation in 2003 with a bachelor's degree in movement science with a coaching minor, McCurley remained with the program as a defensive graduate assistant, where the 2004 team he coached won the Big East championship and a spot in the Fiesta Bowl.

Born in New Castle, Pa., McCurley attended Mohawk High School in Bessemer, Pa., where he earned all-conference honors his junior and senior years, playing linebacker and offensive line, while also playing basketball.

McCurley and his wife, Colleen, have two sons, Quentin and Deacon.

Scott McCurley – Born August 1, 1980, New Castle, Pa. College: Linebacker Pittsburgh 1999-02. Pro: No pro playing experience. College coach: Pittsburgh 2003-05. Pro coach: Green Bay Packers 2009-18, Dallas Cowboys 2020-21.

KELLEN MOORE

Offensive Coordinator

Boise State
NFL: 5th Year • Cowboys: 5th Year



MOORE'S COACHING HISTORY

2018.....Dallas Cowboys, QB
2019-21.....Dallas Cowboys, OC

coach in Dallas.

Under Moore's guidance in 2021, the offense rose to new heights as the unit boasted the top offense in the NFL, leading the league in total offense (407.0 yards-per-game) and points-per-game (31.2 - and a franchise-best 530 total points) - a huge improvement from 2020 where the unit was 14th in total offense and 17th in scoring. Additionally, the offense tied for second in passing (282.4) and was ninth in rushing (124.6). Dak Prescott returned from his season-ending ankle injury in 2020 to throw for a franchise-record 37 touchdowns in 2021, while also setting single-season career-bests in completions (410) and completion percentage (68.6%) - third highest in team history. Prescott also recorded his second career 4,000-yard passing season (4,449 yards - fourth in franchise history) for a 104.2 quarterback rating (second-highest of his career; third in the NFL in 2021; fourth in team history). On the ground, Ezekiel Elliott recorded his fifth career 1,000-yard rushing season (1,002 - seventh in the NFL) and 10 touchdowns (third career year with double-digit rushing scores) as part of his 1,289 total scrimmage yards (287 receiving yards and two touchdowns). In his second season, CeeDee Lamb led the team with 79 catches for 1,102 yards (first career 1,000-yard season) and six touchdowns. Tight end Dalton Schultz had a breakout season with 78 receptions (second) for 808 yards (third) and eight touchdowns (tied-first) to join Jason Witten as the only Cowboys tight ends with 70 receptions and 800 receiving yards in a season. For their efforts, three offensive players were selected to the Pro Bowl in tackle Tyron Smith (eighth selection), guard Zack Martin (seventh) and receiver Lamb (first).

Moore's offense in 2020 was plagued with injury, limiting the group from reaching its peak potential. Through the first five weeks of the season, Prescott led all quarterbacks in passing yards (1,856) and 400-yard passing games (three) before suffering a season-ending ankle injury in Week 5 against the N.Y. Giants. Prescott also set an NFL record for the most passing yards (1,690) in the first four games of a season and the most consecutive games (three) with 450-plus passing yards. Due to Prescott's injury, Moore was forced to prepare three other quarterbacks during 2020, as Andy Dalton, rookie Ben DiNucci and Garrett Gilbert each saw time behind center. It was the first time Dallas started four quarterbacks in a season since 2015. However, the offense still finished eighth in the NFL in passing (260.1), as Dalton led the team with 2,170 yards and 14 touchdowns. Amari Cooper led the offense with a career-high 92 receptions (fourth player in team history) to reach 90 catches in a single season) for 1,114 yards and five touchdowns. Rookie Lamb was second on the team with a club rookie record 74 receptions for 935 yards (second) and five scores. Schultz, who filled in for an injured Blake Jarwin (knee), was third on the team

Kellen Moore enters his fourth season as the team's offensive coordinator, fifth overall as a

with then career-highs in receptions (63 - fourth tight end in team history) to reach 60 receptions in a season), yards (616) and touchdowns (four). In the ground game, Elliott finished 10th in the NFL with 979 yards on 244 carries (4.0 avg.) with six touchdowns. On the offensive line, the Cowboys were forced to shuffle eight different starting combinations due to injuries.

In his first year at the helm of the Cowboys offense (2019), Moore presided over the NFL's top-ranked offensive attack (431.5), the second-rated passing offense (296.9) and fifth-ranked running game (134.6). His offense guided the ascension of Prescott to finish second in the league in passing and set a career-high in passing yards (4,902 - second in team history) and then career-highs in passing touchdowns (30-fifth) and completions (388 - second), while becoming only the second Cowboys passer to reach 4,000 yards and 30 touchdowns in a season. The offense also featured Elliott, who was fourth in the NFL in rushing with 1,357 yards and 12 touchdowns but second with 1,777 scrimmage yards. Cooper also had a breakout campaign under Moore's tutelage, as he led the team and set then career-highs with 1,189 yards and eight touchdowns on 79 receptions (second in his career).

In total, Moore's offense produced five Pro Bowlers with three offensive linemen - Travis Frederick, Martin and Tyron Smith - running back Elliott and wide receiver Cooper.

Moore began his coaching career with the Dallas Cowboys in 2018 after six years as an NFL quarterback, the last three in Dallas.

After spending his first year in coaching as the quarterbacks coach, the Cowboys promoted Moore to offensive coordinator for the 2019 season, building on a foundation between him and Prescott that paid immediate dividends in 2018.

In his first season in the coaching ranks, Moore's work with Prescott allowed him to establish then career-bests in passing yards (3,885), attempts (526) and completions (356). Prescott, who was named to his second career Pro Bowl, helped lead Dallas to an NFC East Division Crown - the second in three years.

Moore had a six-year pro playing career, originally signing with the Detroit Lions as a rookie free agent following the 2012 NFL Draft. He spent three seasons with the Lions before landing in Dallas for three years (2015-17). He played in the first three games of his career with two starts in 2015, and in 2016, after breaking his leg in training camp, he remained active in daily preparations, working closely with then rookie Prescott, who led the team on an 11-game win streak and a franchise-record tying 13-3 finish.

Moore left Boise State as one of the most prolific passers in NCAA history, finishing his collegiate career with a 50-3 record - the most wins by a quarterback in NCAA history. When he left, his final passing numbers ranked in the top-10 in all major passing categories: second in touchdown passes (142), third in completion percentage (69.8), fifth in pass efficiency rating (169.0), sixth in passing yards (14,667) and tied for 10th in completions (1,157).

With Moore under center from 2008-11, Boise State claimed four consecutive 12-win seasons, including the school's first 14-0 record in school history. Additionally, the offense finished in the top-five in scoring

in each of Moore's final three seasons, including a first place finish in 2009 and a second place rank in 2010.

He and his wife, Julie, have two daughters, Halle and Madelyn, and a son, Kyler.

Kellen Moore – Born July 5, 1988, Prosser, Wash. Quarterback Boise State 2007-11. Pro: Quarterback Detroit Lions 2012-14, Dallas Cowboys 2015-17. Pro coach: Dallas Cowboys 2018-21.

HAROLD NASH JR.

Strength and Conditioning Coordinator

Louisiana
NFL: 18th Year • Cowboys: 3rd Year



Harold Nash enters his second season as the Dallas Cowboys strength and conditioning coordinator, third overall with the team.

Nash was elevated to the lead role on the strength staff prior to the 2021 season after spending the 2020 season with the team as an assistant strength coach. In Nash's first year with the team,

NASH'S COACHING HISTORY	
2005-10New England Patriots, Asst. S&C
2011-15New England Patriots, Head S&C
2016-18Detroit Lions, Head S&C
2019Detroit Lions, Performance Coord
2020Dallas Cowboys, Asst. S&C
2021Dallas Cowboys, S&C Coord.

he was forced to navigate through a devastating tragedy when head strength and conditioning coach Markus Paul passed away mid-season. Nash

was thrust into a leadership role to finish the 2020 season, and he was hired in that position full-time going forward after demonstrating tremendous poise and cohesion during that season.

In 2021 Nash was tasked with preparing a number of starters who missed upwards of 100 combined games due to injury in 2020, including Dak Prescott, who suffered a gruesome ankle injury in Week 5 of the 2020 season. Nash was instrumental in helping Prescott return to form in 2021, as the Dallas signal caller threw a franchise record 37 touchdown passes in 2021.

Nash joined the Cowboys after two previous stints in the NFL with the Detroit Lions and the New England Patriots.

In 2019 Nash served as the football performance coordinator for Detroit after working as the

Lions head strength & conditioning coach his first three seasons with the team (2016-18).

Nash coordinated the Lions performance program, including a comprehensive on and off-field workout plan which helped revamp the team's approach to player health and fitness to help maximize player performance and body recovery.

Prior to joining the Lions in 2016, he spent the previous 11 seasons (2005-15) working with the New England Patriots, where he began as the team's assistant strength and conditioning coach (2005-10) before being promoted to head strength and conditioning coach in 2011. While with New England, Nash implemented the Patriots year-round conditioning program and also served as the team's player development director from 2005-10.

A former defensive back, Nash enjoyed an 11-year career in the Canadian Football League (1994-2004), including stints with the Shreveport Pirates (1994-95), Montreal Alouettes (1996-99), Winnipeg Blue Bombers (1999-2003) and Edmonton Eskimos (2004). He earned CFL All-Star recognition in 1997, 2000 and 2001.

Nash attended the University of Southwestern Louisiana (now Louisiana) and joined the football team as a walk-on, where he played defensive back for four seasons. Following his collegiate career, he signed with the New York Giants as an undrafted free agent and was a member of the team's training camp in 1993. He graduated from Southwestern Louisiana with a Bachelor of Science in Humanities.

A native of New Orleans, La., Nash and his wife, Dwan, have a son, Harold Nash III.

Harold Nash Jr. – Born May 5, 1970, New Orleans, La. Defensive Back Louisiana 1989-92. Pro: Defensive Back New York Giants 1993, Shreveport Pirates (CFL) 1994-95, Montreal Alouettes (CFL) 1996-99, Winnipeg Blue Bombers (CFL) 1999-03, Edmonton Eskimos (CFL) 2004. Pro coach: New England Patriots 2005-15, Detroit Lions 2016-19, Dallas Cowboys 2020-21.

DOUG NUSSMEIER

Quarterbacks

Idaho

NFL: 7th Year • Cowboys: 5th Year

NUSSMEIER'S COACHING HISTORY

2001..... British Columbia, QB
 2002..... Ottawa, QB
 2003-05..... Michigan State, QB
 2006-07..... St. Louis Rams, QB
 2008..... Fresno State, OC
 2009-11..... Washington, OC/QB
 2012-13..... Alabama, OC
 2014..... Michigan, OC/QB
 2015-17..... Florida, OC/QB
 2018-19..... Dallas Cowboys, TE
 2020-21..... Dallas Cowboys, QB

In 2021 Nussmeier helped Dak Prescott return from his season-ending ankle injury in 2020 to throw for a franchise-record 37 touchdowns in 2021 while also setting single-season career-bests in completions (410) and completion percentage (68.6%) - third highest in team history. Prescott also recorded his second career 4,000-yard passing season (4,449 yards - fourth in franchise history) for a 104.2 quarterback rating (second-highest of his career; third in the NFL in 2021; fourth in team history). Prescott also recorded eight games with a passer rating of 100.0 and three passing touchdowns, leading all quarterbacks in 2021 and becoming just the seventh passer in NFL history with at least eight such games in a single season.

Prescott entered 2020 with high expectations for a stellar season after a strong 2019 campaign and showed he could carry the load offensively at the outset of the season, throwing for an NFL-record 371.2 yards-per-game in the first five games of the year, doing so without several key offensive linemen, before a severe ankle injury ended his season prematurely. Before his injury, Prescott established a Cowboys record with three consecutive 400-yard passing games. Nussmeier was put to the test in preparing four different quarterbacks to play in 2020, with Andy Dalton (4-5), Garrett Gilbert (0-1) and Ben DiNucci (0-1) all earning a shot to command the Cowboys offense after Prescott went down.

The Cowboys rewarded Prescott with a franchise-record four-year contract extension following the 2020 season.

The 2019 season saw the return of Jason Witten, and under Nussmeier's tutelage as the tight ends coach, the one-year hiatus proved to not be a speed bump for the franchise's all-time receiving leader as he recorded his 15th career 60-plus catch season (63 - third on the team) to tie the second-most such seasons among NFL tight ends - fourth overall - along with 529 receiving yards (fourth) and four touchdowns (third). Nussmeier also continued the development of young tight ends Blake Jarwin (31 receptions for 365 yards and three touchdowns) and Dalton Schultz (one reception for six yards).

With the then retirement of Witten, Nussmeier was tasked with bringing up a youthful group of tight ends in 2018. The offense featured four tight ends that season,

After coaching tight ends from 2018-19, Doug Nussmeier shifted to coach the team's quarterbacks in 2020. Nussmeier joined the Cowboys in 2018 after spending 13 of the previous 15 seasons coaching collegiately, including 10 as an offensive coordinator.

led by the emergence of former undrafted free agent Jarwin, who led the group with 27 catches for 307 yards and three scores. Also contributing to the cause was veteran Geoff Swaim (26 receptions for 242 yards and one touchdown), rookie Schultz (12 receptions for 116 yards) and Rico Gathers (three receptions for 45 yards).

In his 13 years coaching in the NCAA, Nussmeier worked with eight different players that were drafted in the first or second round.

Nussmeier was at Florida for three years (2015-17) as the school's offensive coordinator/quarterbacks.

Prior to landing with the Gators, Nussmeier was the offensive coordinator/quarterbacks at Michigan for one season (2014).

From 2012-13 Nussmeier was on Nick Saban's staff at Alabama that took home the 2012 BCS National Championship, followed by a loss in the 2013 Sugar Bowl. With Nussmeier coordinating the Tide's offense, the school reached 3,000 rushing and passing yards in a single season for the first time (2012), and A.J. McCarron threw for 5,996 yards and 58 touchdowns to just 10 interceptions in the two-year span.

In 2009 Nussmeier was the Washington Huskies offensive coordinator/quarterbacks, a position he held for three seasons. The Huskies offense improved each of his three seasons running the offense, including a 2011 campaign that saw 57 touchdowns and 431 points - both second in school history.

Nussmeier arrived in Washington after serving one season as the offensive coordinator/quarterbacks at Fresno State.

His first stint in the NFL was with the St. Louis Rams (2006-07) as the quarterbacks coach under Mike Martz. In 2006 Marc Bulger earned his second Pro Bowl after passing for a career-high 4,301 yards with 24 touchdowns against just eight picks.

For two seasons (2003-05) Nussmeier was the quarterbacks coach at Michigan State, where Drew Stanton set a school record with 3,415 passing yards (2005). He broke the record of another Nussmeier charge, Jeff Smoker, who also set MSU records for completions, attempts and passing touchdowns, all in 2003.

Nussmeier broke into coaching in the Canadian Football League, premiering in 2001 with the British Columbia Lions and landing with the Ottawa Renegades in 2002. He coached quarterbacks at both CFL stops.

Nussmeier was drafted in the fourth round (116th overall) of the 1994 NFL Draft by the New Orleans Saints. He played with the Saints for four seasons (1994-97) and one with the Indianapolis Colts (1998) before heading to British Columbia in 2000 and capturing the Grey Cup Championship.

While playing at Idaho, Nussmeier threw for 10,824 yards and won the Walter Payton Award in 1993. He was the Big Sky Offensive Player of the Year in 1992 and was inducted into the Idaho Athletic Hall of Fame in 2008.

Nussmeier and his wife, Christi, have two sons, Garrett and Colton, and one daughter, Ashlynn.



Doug Nussmeier - Born December 11, 1970, Oswego, Ore. Quarterback Idaho 1990-93. Pro: Quarterback New Orleans Saints 1994-97, Indianapolis Colts 1998, British Columbia Lions (CFL) 2000. College coach: Michigan State 2003-05, Fresno State 2008, Washington 2009-11, Alabama 2012-13, Michigan 2014, Florida 2015-17. Pro coach: British Columbia Lions (CFL) 2001, Ottawa Renegades (CFL) 2002, St. Louis Rams 2006-07, Dallas Cowboys 2018-21.

SKIP PEETE

Running Backs

Kansas
NFL: 24th Year • Cowboys: 9th Year

PEETE'S COACHING HISTORY

1988-90Pittsburgh, WR
1991-92Pittsburgh, RB
1993-94Michigan State, WR
1995Rutgers, WR
1996-97UCLA, RB
1998-06Oakland Raiders, RB
2007-12Dallas Cowboys, RB
2013-14Chicago Bears, RB
2016-19Los Angeles Rams, RB
2020-21Dallas Cowboys, RB

Skip Peete, a veteran assistant of 23 seasons, returned to Dallas in 2020 in his role as running backs coach. Peete's maiden voyage in Dallas (2007-12) came under Head Coaches Wade Phillips and Jason Garrett, and Peete has tutored running backs for the last 26 years.

In Peete's second season back in Dallas, his running back corps was again led by Ezekiel Elliott, who recorded his fourth 1,000-yard season, finishing with 1,002 yards and 10 touchdowns. Tony Pollard added 719 yards and two scores, giving Dallas the NFL's ninth-ranked rushing attack (124.6 yards-per-game) in 2021. The running backs also partnered for 86 catches for 624 yards and two touchdowns for the league's second-ranked passing attack.

Peete's first year back saw Elliott once again lead Dallas' rushing attack with 979 yards (10th amongst NFL running backs) on 244 carries (4.0 avg.) with six touchdowns, but falling 21 yards short of his fourth career 1,000-yard season. Elliott was also eighth amongst league running backs with 52 receptions for 338 yards and two scores. In total, he accumulated 1,317 scrimmage yards to become the third Cowboy to post 1,000 scrimmage yards in each of his first five seasons (Tony Dorsett and Emmitt Smith). Peete also oversaw the development of second-year runner Pollard, who was second on the team with 435 rushing yards.

Prior to returning to Dallas, Peete served a four-year tenure with the Los Angeles Rams (2016-19). While in Los Angeles, Peete's group was led by Todd Gurley II, who racked up 4,298 yards and 48 touchdowns on 1,036 carries (4.1 avg.). From Peete's arrival in Los Angeles through 2019, Gurley's 48 rushing touchdowns led the NFL (Elliott was second with 40), and his 4,298 rushing yards were second - behind Elliott's 5,405.

In 2019 Gurley tied Elliott for fifth with 12 rushing touchdowns, and he led the NFL in touchdowns (21) and points scored among non-kickers (132) for the second consecutive year in 2018. His 17 rushing touchdowns in 2018 were a career-high and the second-most single-season rushing scores in franchise history.

In 2017 Gurley was an MVP candidate and brought home Associated Press Offensive Player of the Year accolades after a career-year - the first Ram to win the award since Marshall Faulk in 2001 after leading the league in scrimmage yards (2,093) and finishing second in rushing yards (1,305).

Peete spent two seasons as the running backs coach for the Chicago Bears (2013-14), where Matt Forte led the NFL in yards from scrimmage (3,779) and was fourth in the league in rushing yards (2,377). Forte's 22 total touchdowns during those two years

ranked 10th in the NFL and his 176 receptions during those two seasons were eighth in the NFL overall and top amongst running backs.

In 2014 Peete helped Forte set an NFL single-season record for receptions by a running back (102). Forte added 1,038 rushing yards to become one-of-two players in NFL history with 1,000 rushing yards and 100 receptions in a single season (LaDainian Tomlinson, Chargers, 2003).

Peete joined the Bears after a six-year stint as running backs coach with the Cowboys (2007-12). During his first stop in Dallas, the Cowboys rushing attack set a franchise single-season record in 2009 with a 4.8 yard-per-carry average (2,103 yards on 436 attempts), which ranked second in the NFL that season. His 2011 squad finished with the ninth-highest rushing average in franchise history at 4.4 yards-per-attempt (1,807 yards on 408 carries).

In 2009, under Peete's guidance, Felix Jones established a single-season franchise mark, averaging 5.9 yards-per-carry (685 yards on 116 attempts). DeMarco Murray's 5.5 rushing average (897 yards on 164 attempts) in 2011 was third in single-season franchise history, the seventh-highest rushing average by a rookie since 1970 and fifth-highest during that time among rookie running backs.

In his first season with the club in 2007, Peete helped Marion Barber earn his first career Pro Bowl nod as he rushed for a career-high 975 yards to go along with 10 touchdowns.

Prior to his time in Dallas, Peete spent nine seasons (1998-2006) coaching running backs with the Oakland Raiders. During that time, Peete directed Tyrone Wheatley (1,046 in 2000) and LaMont Jordan (1,025 in 2005) to career-highs in rushing yards. Oakland led the league in rushing in 2000, averaging 154.4 yards-per-game.

Before coming to the NFL, Peete spent 10 seasons (1988-97) in the collegiate coaching ranks. He began his career at the University of Pittsburgh as a graduate assistant in 1988 - with Mike McCarthy - before coaching wide receivers for two seasons. He was the running backs coach for his final two seasons at Pittsburgh, coaching future NFL Hall of Famer Curtis Martin.

Peete went on to coach wide receivers at Michigan State (1993-94) and Rutgers (1995) before coaching the running backs at UCLA for two seasons (1996-97).

Collegiately, Peete played two seasons at Arizona (1981-82) before transferring to Kansas. During his time at Kansas, Peete was an All-Big Eight wide receiver (1984) and was voted team captain in his senior year of 1985. He played wide receiver and special teams for one season in the NFL with the New York Jets.

Peete's father, Willie, was a longtime college and NFL coach. His brother, Rodney, is a former NFL quarterback, who played 16 seasons. A Phoenix native, Peete and his wife, Rebeca, have twins, a son, Reeco and a daughter, Gisele.



DALLAS DALLAS DALLAS
COWBOYS

SKIP
PEETE

PLAYERS

2021 SEASON

RECORDS

PLAYOFF
RECORDS

HISTORY

SIDELINES

Skip Peete – Born January 30, 1963, Phoenix, Ariz. College: Wide receiver Arizona 1981-82, Kansas 1984-85. Pro: Wide receiver New York Jets 1987. College coach: Pittsburgh 1988-92, Michigan State 1993-94, Rutgers 1995, UCLA 1996-97. Pro coach: Oakland Raiders 1998-2006, Dallas Cowboys 2007-12, 2020-21, Chicago Bears 2013-14, Los Angeles Rams 2016-19.

JOE PHILBIN

Offensive Line

Washington & Jefferson
NFL: 19th Year • Cowboys: 3rd Year

PHILBIN'S COACHING HISTORY

1984-85Tulane, GA
1986-87Worcester Tech, Offensive Line
1988-89Merchant Marine Academy, OL
1990-93Allegheny, OC/OL
1994Ohio, OL
1995-96Northeastern, OC/OL
1997-98Harvard, OC/OL
1999-02Iowa, OL
2003Green Bay Packers, Asst. OL
2004-05Green Bay Packers, TE/Asst. OL
2006Green Bay Packers, OL
2007-11Green Bay Packers, OC
2012-15Miami Dolphins, HC
2016-17Indianapolis Colts, Asst. HC/OL
2018Green Bay Packers, OC/Interim HC
2020-21Dallas Cowboys, OL

Joe Philbin joined Dallas in 2020 as the offensive line coach after almost 20 years of coaching experience across the NFL.

During the 2021 season, Philbin oversaw seven different offensive line combinations due to injuries across the front. The unit still blocked for the top offense in the league in total yards-per-game

(407.0) and points-per-game (31.2). The offensive line also provided protection for a 4,000-yard passer (Dak Prescott - 4,449), a 1,000-yard receiver (CeeDee Lamb - 1,102) and a 1,000-yard rusher (Ezekiel Elliott - 1,002). For his efforts, two players under his watch were named to the Pro Bowl in Tyrion Smith (eighth) and Zack Martin (seventh), with Martin also earning first-team All-Pro honors.

Philbin's first year in Dallas was marred by injuries to the offensive front, as Dallas missed four of its five expected starters on the line for significant portions of the season and was forced to start eight different line combinations. Despite the lack of cohesion, the Cowboys tied a team record with four 500-yard games and ranked seventh in first downs gained (371), sixth in explosive plays (238) and first in drives of 10-plus plays (41).

Philbin previously served as Mike McCarthy's offensive coordinator in Green Bay during two different stints, first from 2007-11 and then again in 2018. He rejoined the Packers after two seasons as the assistant head coach/offensive line for the Indianapolis Colts (2016-17) and four seasons as the head coach of the Miami Dolphins (2012-15).

In Philbin's return to Green Bay in 2018, Aaron Rodgers put together one of the most efficient seasons by a quarterback in team history, surpassing 4,000 yards (4,442) and throwing 25 touchdowns against two interceptions - a TD/INT ratio of 12.5, the best single-season mark in Packers history (fourth in NFL history).

Philbin originally joined the Packers on Feb. 10, 2003 as assistant offensive line coach, and he spent 2004-05 as tight ends/assistant offensive line coach, 2006 as offensive line coach. He was promoted to offensive coordinator in January 2007.

In two seasons with the Colts, Philbin directed an offensive line that helped turn the ball over just 37 times - tied for the seventh-fewest in the NFL from 2016-17. The line cleared lanes for Frank Gore, who ranked ninth league-wide with 1,986 rushing yards in 2016-17.

Joe Philbin - Born July 2, 1961, Springfield, Mass. College: Tight end Washington & Jefferson (PA) 1980. Pro: No pro playing experience. College coach: Tulane 1984-85, Worcester Tech 1986-87, U.S. Merchant Marine Academy 1988-89, Allegheny College 1990-93, Ohio 1994, Northeastern 1995-96, Harvard 1997-98, Iowa 1999-2002. Pro coach: Green Bay Packers 2003-11, Miami Dolphins 2012-15, Indianapolis Colts 2016-17, Green Bay Packers 2018, Dallas Cowboys 2020-21.



In 2016 Philbin oversaw the development of a line that utilized seven different starting combinations and led the league with 34 rookie starts. Indianapolis was the only team in the NFL to start four different rookies along the offensive line with center Ryan Kelly (16 starts) and tackle Joe Haeg (14) leading the way.

As head coach of the Dolphins, Philbin helped Miami increase its win total in 2012 and 2013, one of only four teams in the NFL to improve its record in both of those seasons.

In 2014 Philbin helped Ryan Tannehill (4,045) and Lamar Miller (1,099) become the first duo in team history to throw for 4,000 yards and rush for 1,000 yards in the same season. In 2013 Miami ranked eighth in the NFL in scoring defense (20.9 points-per-game) and fifth in opponent passer rating (77.3). In his first season as head coach in 2012, Philbin guided Tannehill to set franchise rookie records in several categories and became the first quarterback in team history to start every game in his first season in the league.

As Green Bay's offensive coordinator from 2007-11, Philbin directed a unit that ranked third in the NFL over that span in points-per-game (28.3), touchdowns (267), passing touchdowns (170) and net yards-per-game (372.8). During that five-year stretch, the Packers ranked in the top-10 in the league in total yards and total points each season, one of only two teams in the league (New England) to do so, and ranked second in the NFL in fewest giveaways with 97. Three of the top-six scoring seasons (2007, 2009, 2011) and three of the top-seven yardage totals (2007, 2009, 2011) in team history came during Philbin's time as offensive coordinator.

Philbin came to Green Bay after 19 seasons coaching on the college level, including four as offensive line coach at the University of Iowa (1999-2002). Under his guidance, Iowa fielded one of college football's finest offensive lines in 2002, helping the team finish second in the Big Ten in rushing (214.2 yards-per-game). Eric Steinbach, Robert Gallery and Bruce Nelson earned first-team All-Big Ten honors, while Steinbach earned All-America honors. Over the next two years, all three were selected in the first two rounds of the NFL Draft.

Prior to Iowa, Philbin served as offensive coordinator and offensive line coach at Harvard (1997-98).

Earlier, Philbin was the offensive line coach at Ohio University (1994) and then the offensive coordinator and offensive line coach at Northeastern University (1995-96). He also spent four seasons (1990-93) at Allegheny College, where the Gators posted two undefeated regular seasons and an NCAA Division III national championship in 1990.

Philbin is a 1984 graduate of Washington & Jefferson College (Pa.), where he played tight end (1980). He also possesses a master's degree in education from Tulane University (1986). Philbin and his wife, Diane, have six children: Matthew, John, Kevin, Tim, Colleen and a deceased son, Michael.

ROBERT PRINCE

Wide Receivers

Humboldt State
NFL: 15th Year • Cowboys: 1st Year

DALLAS DALLAS DALLAS
COWBOYS



PRINCE'S COACHING HISTORY

1989-90Humboldt State, CA
1991Montana State, GA
1992-93Sacramento State, WR
1994-95Fort Lewis State, Off. Coord/QB
1996-97Japanese X League, Off. Coord/QB
1998Portland State, WR
1999-2000Portland State, Off. Coord/QB
2001-02Boise State, WR
2003Boise State, Pass Game Coord.
2004-05Atlanta Falcons, Off. Asst./RB/TE
2006Atlanta Falcons, Asst. QB
2007-08Jacksonville Jaguars, Asst. WR
2009Seattle Seahawks, WR
2010Colorado, Pass Game Coord/WR
2011Boise State, WR
2012-13Boise State, OC
2014-20Detroit Lions, WR
2021Houston Texans, WR

The Dallas Cowboys hired Robert Prince to coach a talented wide receivers room in 2022. Prince, who has Boise State ties with offensive coordinator Kellen Moore, joins the Cowboys after spending the 2021 season with the Houston Texans in the same role. Prince has 32 years of coaching experience, including 14 years in the NFL, and helped 10 of his receivers reach the Pro Bowl. Along with

his 14 years in the league, Prince has 17 years of experience at the collegiate level.

In his lone season with the Texans, Prince helped wide receiver Brandin Cooks record a career-high 90 catches for 1,037 yards and six touchdowns. Cooks also became the third player in Texans history with back-to-back 1,000-yard seasons.

Prior to Houston, Prince spent seven seasons with the Detroit Lions (2014-20) as the wide receivers coach. In Prince's seven years with Detroit, Lions receivers ranked fourth in the NFL in receiving yards (19,749) and seventh in both receptions (1,484) and receiving touchdowns (123). After establishing a relationship at Boise State, Prince and Moore worked together again in Detroit, as Moore was the Lions backup quarterback in 2014.

While with Detroit, Prince was instrumental in developing then Lions wide receiver Kenny Golladay into one of the league's top pass catchers. In 2019 Prince helped Golladay record his second 1,000-yard receiving season, the first player in franchise history with two 1,000-yard seasons in his first three years.

Prince also worked with Hall of Fame wide receiver Calvin Johnson in the 2014 and 2015 seasons, both of which Johnson was named to the Pro Bowl. In 2014 Johnson and Golden Tate both finished the year over 1,000 receiving yards, becoming the sixth duo in Lions history to reach 1,000 yards in the same season.

Before landing in Detroit, Prince was a key factor in crafting one of college football's most potent offensive attacks at Boise State. As the Boise State offensive coordinator in 2012, Prince led the offense to an 11-2 record, and five of his offensive players were named All-Mountain West for the first time in their careers. Before taking on offensive coordinator duties, Prince served as the wide receivers coach for Boise State in 2011, which was Moore's senior season as the Broncos quarterback.

Prince made his NFL coaching debut in Atlanta as an offensive assistant who helped with running backs and tight ends (2004-05) before becoming the assistant quarterbacks coach in 2006. Working exclusively with running backs and tight ends his first two seasons with the Falcons, Prince helped the Falcons lead the NFL in rushing in both 2004 and 2005. As the assistant quarterbacks coach, Prince worked with quarterback Michael Vick, who threw for 2,474 yards and rushed for 1,039 yards.

For the 2007-08 seasons, Prince worked as the assistant wide receivers coach at Jacksonville. During the 2007 season, Prince guided Jaguars wide receiver Reggie Williams to a single-season franchise-record 10 touchdowns. After two years in Jacksonville, Prince joined the Seattle Seahawks in 2009 as the wide receivers coach.

Before his first stop at Boise State (2001-03), Prince was the wide receivers coach at Portland State in 1998 and was later promoted to offensive coordinator/quarterbacks coach in 1999 and 2000. His previous coaching stints include the Japanese X-League (1996-97), Fort Lewis College (1994-95) and Sacramento State (1992-93).

Prince, who is one-of-15 minority coaches on the Dallas coaching staff, served in three different minority training camp internships with the San Francisco 49ers (2000, 2002) and the San Diego Chargers (2001).

Prince graduated from Humboldt State in 1990 and served as a graduate assistant for the Humboldt State coaching staff in his last two years of school. Prince went on to earn his master's degree from the university in 1992.

Prince was born in Okinawa, Japan. He and his wife, Susan, reside in Dallas with their son, Tyson, and daughters, Hayden and Jasmin.

Robert Prince – Born May 8, 1965, Okinawa, Japan. Wide Receiver San Bernardino Valley College 1983-84, Humboldt State 1985-86. Pro: No pro playing experience. College coach: Humboldt State 1989-90, Montana State 1991, Sacramento State 1992-93, Fort Lewis State 1994-95, Portland State 1998-2000, Boise State 2001-03, 2011-13, Colorado 2010. Pro Coach: Atlanta Falcons 2004-06, Jacksonville Jaguars 2007-08, Seattle Seahawks 2009, Detroit Lions 2014-20, Houston Texans 2021. Joined Dallas Cowboys in 2022.

ROBERT PRINCE

PLAYERS

2021 SEASON

RECORDS

PLAYOFF RECORDS

HISTORY

SIDELINES

DAN QUINN

Defensive Coordinator

Salisbury State

NFL: 20th Year • Cowboys: 2nd Year

The Dallas Cowboys named Dan Quinn defensive coordinator on Jan. 12, 2021 after Quinn spent the previous five-plus seasons as the Atlanta Falcons head coach. Quinn has 19 years of NFL coaching experience, and in total, Quinn has coached professionally and collegiately for 28 years, spending six as a defensive coordinator.

QUINN'S COACHING HISTORY

1994.....	William & Mary, DL
1995.....	Virginia Military Institute, DL
1996-99.....	Hofstra, DL
2000.....	Hofstra, DC
2001-02.....	San Francisco 49ers, Def. QC
2003-04.....	San Francisco 49ers, DL
2005-06.....	Miami Dolphins, DL
2007-08.....	New York Jets, DL
2009-10.....	Seattle Seahawks, DL
2011-12.....	Florida, DC/DL
2013-14.....	Seattle Seahawks, DC
2015-20.....	Atlanta Falcons, HC
2021.....	Dallas Cowboys, DC

Quinn's first season in Dallas marked his second stop as an NFL defensive coordinator.

Quinn's first season in Dallas marked his second stop as an NFL defensive coordinator,

after an extremely successful stint as the defensive coordinator in Seattle (2013-14). He inherited a Dallas defense that ranked 28th in points-per-game in 2020 and was charged with the unit's turnaround in 2021. Quinn helped Dallas improve in essentially every major defensive statistical category in 2021, becoming one of the most dynamic units in the NFL. The transformation came all while the Cowboys were forced to use 34 different players defensively due to various injuries and COVID-19 replacements throughout the year.

The defense never wavered in its confidence and performance, forcing a league-high 34 takeaways and scoring a league-best and franchise-record six defensive touchdowns in 2021, while also finishing second in the NFL in third down defense (34.1%) and opponent three-and-out drives (43) and ranking seventh in opponent points-per-game (21.1). The takeaways were particularly important for Dallas, as it tallied the most scoring drives off takeaways in the league (23) and was 11-2 when recording an even or positive turnover margin.

Quinn's piece de résistance came in rookie All-Pro linebacker Micah Parsons, whose unique skill set provided Quinn an opportunity to get creative with the defensive packages, which led to a franchise-rookie record 13.0 sacks and AP Defensive Rookie of the Year honors for Parsons and AP Assistant Coach of the Year honors for Quinn.

Quinn was named head coach of the Atlanta Falcons in February 2015, and in just over five years at the helm, finished with a 43-42 regular season record with two postseason appearances. Quinn led the club to an NFC title and its second Super Bowl appearance in 2016. In his time as head coach, Quinn's defenses ranked sixth in the league by forcing 105 turnovers.

Quinn earned a head coaching opportunity after establishing himself as one of the top defensive coordinators in the NFL. His leadership of the Seattle Seahawks defense (2013-14) helped guide the club to consecutive Super Bowl appearances. Over those two seasons, the Seahawks led the league with the fewest yards allowed (270.4), points allowed (15.2) and passing yards allowed (178.8), all while holding opposing offenses to just 91.6 rushing yards-per-game. Through those two seasons, Richard Sherman led the NFL with 12 interceptions, and the Seahawks defense paced the league with 28 interceptions. The 2013 season saw Seattle lead the league with 39 total takeaways, and in that two-year span, Quinn's defense totaled 63 total takeaways to also lead the league. Quinn had four of his defensive players earn seven Pro Bowl selections - Sherman (two), Kam Chancellor (two), Earl Thomas (two) and Bobby Wagner (one).

Quinn originally joined Seattle in 2009 as the assistant head coach/defensive line coach under Jim Mora after spending the previous six years coaching the defensive lines for the San Francisco 49ers (2003-04), Miami Dolphins (2005-06) and New York Jets (2007-08).

Between his stints with the Seahawks, Quinn served as the defensive coordinator at the University of Florida (2011-12), guiding the defense to a top-10 finish in 2011 - eighth in total defense (299.5) and seventh in passing defense (166.8).

While with the Jets (2007-08), Quinn coached the defensive line, helping the defense rank fifth in yards-per-carry (3.7), seventh in sacks (41.0) and ninth in rushing yards-per-game (94.9) in 2008.

Quinn made his NFL coaching debut in San Francisco as a defensive assistant in 2001 before moving on to coach the 49ers defensive line (2003-04).

Quinn got his start coaching the defensive line at William & Mary (1994), then spent one season at Virginia Military Institute (1995), followed by four years as defensive line coach at Hofstra (1996-99) before being promoted to defensive coordinator in 2000.

Quinn was a four-year letter winner and two-time co-captain (1992-93) defensive lineman at Salisbury State (Division III in Salisbury, Md.). Quinn also lettered in track and field and held the school record in the hammer throw. He was inducted into the Salisbury State Athletic Hall of Fame in 2005.

Quinn, originally from Morristown, N.J., and his wife, Stacey, started Quinn's Corps in 2004, which helps serve members of the military both at home and abroad.




Dan Quinn – Born Sept. 11, 1970, Morristown, N.J. Defensive Line Salisbury State (Md.) 1990-93. Pro: No pro playing experience. College coach: William & Mary 1994, Virginia Military Institute 1995, Hofstra 1996-2000, Florida 2011-12. Pro coach: San Francisco 49ers 2001-04, Miami Dolphins 2005-06, New York Jets 2007-08, Seattle Seahawks 2009-10, 2013-14, Atlanta Falcons 2015-20, Dallas Cowboys 2021.

JUSTIN RUDD

Video/Analytics

Massachusetts

NFL: 4th Year • Cowboys: 3rd Year



Justin Rudd joined the Dallas Cowboys in 2020 and works in video/analytics. In his role, Rudd works directly with the head coach helping to organize the day-to-day operations of the coaching staff. His responsibilities include coordinating the football calendar for the offseason program, minicamp, training camp and the daily practice and meeting schedules. Rudd also assists in providing analysis and reporting of practice and game film.

Prior to arriving in Dallas, Rudd had two stints with DVSport, Inc. (2006-11 and 2012-19), first serving as operations/senior account manager then as vice president of sales & marketing. Rudd held a hybrid role at DVSport, not only managing sales but working closely with coaching staffs and administrators across the NFL, CFL and NCAA in building reports, data, analytics and technology projects to bridge the gap between analytics and coaching.

Rudd spent 2011-12 as the key accounts manager for sports for Digitiz, Inc, an emerging audio/video systems design and integration company. Throughout that

year Rudd led custom technology upgrades for teams across the NFL and NCAA.

Rudd spent four years (2003-06) at Rutgers working as a video coordinator/network administrator under Greg Schiano where he supervised, developed and trained a 13-person team, overseeing video operations for the Rutgers University football program.

In 2002 Rudd worked as a quality control coach and video assistant at the University of Pittsburgh.

After graduating from UMass in 2001, Rudd spent time as a quality control coach/video assistant with the Carolina Panthers and the Scottish Claymores of NFL Europe. With the Claymores, Rudd worked with former Cowboys Defensive Line Coach Jim Tomsula.


Rudd graduated with a bachelor's degree in sport management and minors in political science and Italian. In his time at UMass, Rudd worked closely with the school's football program and within the sports broadcasting department. Rudd and his wife, Amanda, have a daughter, Laurel, and a son, Joseph.

ERIC SIMONELLI

Quality Control/Analytics

Wesleyan

NFL: 3rd Year • Cowboys: 3rd Year



Eric Simonelli joined the Dallas Cowboys in 2019 as a football research assistant, and in 2020, he was elevated to one of the club's quality control analysts, concentrating on special teams. His duties will switch to the defensive side of the ball in 2022, where he will assist Defensive Coordinator Dan Quinn in preparing the team for upcoming opponents and tendencies.

SIMONELLI'S COACHING HISTORY

- 2017..... Wesleyan, Student Asst./WR
- 2018..... Wesleyan, Student Asst./DL
- 2020-21..... Dallas Cowboys, QC/Analytics

In 2021 he spent time assisting the offense and was part of the operation that helped Dallas lead the NFL in both yards (407.0) and points (31.2). Simonelli worked closely with the running backs, helping Ezekiel Elliott record his fourth 1,000-yard rushing season and Tony Pollard set career-highs in rushing attempts (130), yards (1,609) and rushing average (5.5 avg.).

His 2020 responsibilities included working with the special teams units and helping the special teams staff identify league, opponent and self-scout tendencies. He also assisted the head coach with game management decisions.

Before landing in Dallas, Simonelli was a student assistant coach while attending Wesleyan University.

He spent time working with the school's wide receivers (2017) and defensive line (2018) while also creating statistical reports to evaluate team efficiencies. He was also charged with working the school's football recruiting camps, scouting prospective student-athletes and updating the database used for recruit profiles.

Simonelli graduated from Wesleyan with a degree in economics and a minor in data analysis.

Eric Simonelli – Born March 17, 1997, Boston, MA. College Coach: Wesleyan 2017-18. Pro Coach: Dallas Cowboys 2020-21.

CEDRIC SMITH

Assistant Strength and Conditioning

Florida
NFL: 22nd Year • Cowboys: 2nd Year

SMITH'S COACHING HISTORY

2001-06Denver Broncos, Asst. S&C
2007-09Kansas City Chiefs, Asst. S&C
2010-13Houston Texans, Asst. S&C
2017-20Denver, Asst. S&C
2021.....Dallas Cowboys, Asst. S&C

Cedric Smith enters his second season with the Dallas Cowboys as an assistant strength and conditioning coach after previously serving in that role for the Denver Broncos for four seasons (2017-20). Smith now has 21 years of NFL coaching experience.

In his tenured career, Smith served as the head strength and conditioning coach at Kansas City (2007-09) and Houston (2010-13). During his time with the Texans, Smith was recognized as the NFL's 2012 Strength and Conditioning Coach of the Year by the league's strength and conditioning coaches.

Smith's professional playing career as a running back began when Minnesota drafted him in the fifth

round (131st overall) of the 1990 NFL Draft. He went on to serve stints with Minnesota, New Orleans, Washington and Arizona in his six-year playing career. In 72 regular season games, including 14 starts, Smith recorded 100 yards and two touchdowns on 40 carries to go along with 20 receptions for 141 yards and two scores.

In college, Smith was a three-year starter at the University of Florida, where he was a primary blocker for Dallas Cowboys Hall of Fame running back Emmitt Smith. He received his degree in health sciences from Florida in 1990.

Smith graduated from Enterprise, Ala., High School and was inducted into the Wiregrass Sports Hall of Fame in 2018.

Smith and his wife, Teresa, have five children: Chandler, Canyon, Cole, Cameron and Cerraya.

Cedric Smith – Born May 27, 1968, Enterprise, Ala. Running back Florida 1986-1989. Pro: Running back Minnesota Vikings 1990, New Orleans Saints 1991, Washington Commanders 1994-95, Arizona Cardinals 1996-97. Pro coach: Denver Broncos 2001-06, Kansas City Chiefs 2007-09, Houston Texans 2010-13, Denver Broncos 2017-20, Dallas Cowboys 2021.



KENDALL SMITH

Assistant Strength and Conditioning

Florida State
NFL: 10th Year • Cowboys: 10th Year

SMITH'S COACHING HISTORY

2013-21Dallas Cowboys, Asst. S&C

Kendall Smith enters his 10th season as an assistant strength and conditioning coach with the Dallas Cowboys. He will continue to work closely with the entire roster to ensure players are in peak physical condition.

Smith previously spent two seasons training athletes to prepare for the NFL Combine at the World Wide Sports Center in Orlando, Fla., under Tom Shaw. Prior

to working with athletes, Smith himself trained at the facility for two years after a four-year career as a linebacker at Florida State (2007-10).

In his time at FSU, Smith played in all 53 games with starts in each of his final 27 games.

Smith came out of South Sumter High School in Bushnell, Fla., and was a PrepStar All-American and four-star prospect as the 45th-ranked player in the nation by Rivals.com.

Kendall Smith – Born December 3, 1987, Bushnell, Fla. Linebacker Florida State 2007-10. Pro: No pro playing experience. Pro coach: Dallas Cowboys 2013-21.



RAYNA STEWART

(ruh-NAY)

Assistant Special Teams

Northern Arizona
NFL: 6th Year • Cowboys: 1st Year

DALLAS DALLAS DALLAS
COWBOYS

PLAYERS

2021 SEASON

RECORDS

PLAYOFF RECORDS

HISTORY

SIDELINES

The Dallas Cowboys hired Rayna Stewart to assist John Fassel and the special teams units heading into the 2022 season.

STEWART'S COACHING HISTORY

2007-08Northwestern, GA
2009-10Tennessee Titans, Def QC
2018Vanderbilt, Special Teams QC
2019-20GB Packers, Special Teams QC
2021GB Packers, Asst. Special Teams

Stewart comes to Dallas after three seasons in Green Bay in a similar capacity, first as the special teams quality control coach

(2019-20) and then as the assistant special teams coach (2021).

Mason Crosby made 25-of-34 (73.5%) field goals in 2021 and converted 49-of-51 PATs, leading the team in scoring (124 points) for the 13th time in his career. Punter Corey Bojorquez averaged 46.5 yards-per-punt on 53 punts and had the longest punt in the NFL on the season - an 82-yard bomb that ranks as the second-longest punt in Packers history (Don Chandler, 90 yards in 1965). Green Bay finished 30th in kick return average (17.7) and 21st in punt return average (8.0) in 2021.

In 2020 Stewart worked with Crosby, who became the first Packer and just the sixth NFL player since 1932 to record a perfect field-goal percentage in a season (min. one FG attempt-per-game) by connecting on all 16 of his FG attempts. Crosby finished the season with an active streak of 18 converted FG attempts dating back to the 2019 season, the third-longest streak in franchise history.

In 2019 Stewart was part of a staff that saw Crosby connect on 22-of-24 field goal attempts (91.7 pct.), matching Jan Stenerud's single-season franchise-record percentage set in 1981 (22-of-24). Crosby ranked fifth in the league in field goal percentage in 2019, the highest ranking by a Green Bay kicker since Ryan Longwell in 2003 (fourth). JK Scott posted 29 punts inside the 20 on the year, which ranked ninth in the NFL and was the most by a Packer since Tim Masthay recorded 30 in 2012.

Stewart spent four seasons (2015-18) at Vanderbilt, first as director of player development (2015-17) and then as special teams quality control coach (2018).

As director of player development, he served as a mentor for players and oversaw a number of programs that helped the student-athletes transition from high school to college, obtain summer internships, engage with the community and prepare for post-graduate life. In 2018 Stewart helped Parker Thome rank fourth in the SEC with an average of 44.9 yards-per-punt, tied for the fourth-highest punting average in school history.

Prior to joining the Commodores, Stewart worked for two years as a teacher and head football coach at Whites Creek, Tenn., High School. Stewart also served as a teacher and coach at Battle Ground Academy in nearby Franklin, Tenn., for two years before leading the Whites Creek staff.

From 2009-10, Stewart worked with the Tennessee Titans linebackers and defensive line as a defensive quality control coach. He helped defensive linemen Kyle Vanden Bosch and Jason Babin earn Pro Bowl honors in 2009 and 2010, respectively.

Before coaching for the Titans, Stewart worked as a graduate assistant at Northwestern University (2007-08), athletic director/head coach at Chicago, Ill., Hope Academy (2005-06), assistant coach at Centennial High School (2001-04) and training camp intern with the Indianapolis Colts (2004).

He played collegiately at Northern Arizona University, where he was a two-time All-American cornerback and set the school record for passes defended in a season, posting 19 in both 1994 and 1995. He was selected in the fifth round (No. 143 overall) of the 1996 NFL Draft by the Houston Oilers and played in 71 career games as a defensive back for the Oilers (1996-97), Miami Dolphins (1998) and Jacksonville Jaguars (1999-2000). He finished his NFL career with 77 tackles, four fumble recoveries, two interceptions and a half sack.

A native of Chatsworth, Calif., Stewart earned a bachelor's degree in advertising from Northern Arizona and a master's degree in education administration from Tennessee State.

Stewart and his wife, Sonia, have four children: ShaRae, Tre, Mycah and Jady.

Rayna Stewart – Born June 18, 1973, Chatsworth, Calif. Cornerback Northern Arizona 1991-95. Pro: Safety Houston Oilers 1996-97, Miami Dolphins 1998, Jacksonville Jaguars 1999-00. College coach: Northwestern 2007-08, Vanderbilt 2015-18. Pro coach: Tennessee Titans 2009-10, Green Bay Packers 2019-21. Joined the Dallas Cowboys in 2022.

SCOTT TOLZIEN

(TOLL-ZEEN)

Offensive Assistant

Wisconsin

NFL: 3rd Year • Cowboys: 3rd Year

Former NFL quarterback Scott Tolzien will begin his third year as an offensive assistant with the Dallas Cowboys.

Tolzien, who played for Mike McCarthy while both were in Green Bay (2013-16), also played on a team coached by current Cowboys Offensive Line Coach Joe Philbin (Indianapolis, 2016-17).

TOLZIEN'S COACHING HISTORY

2020-21Dallas Cowboys, Off. Asst.

The offense grew to new heights in 2021, leading the NFL in scoring (31.2) - including a franchise-record 530 points - and yards (407.0) while also reaching the end zone on 28.6% of drives, sixth in the league. Tolzien's close work with Prescott saw the quarterback set a career-high and franchise-record 37 touchdown passes and record a 100.0 passer rating in eight games - tied for second in single-season team history.

In his first season with Dallas in 2020 Tolzien assisted with an offensive unit that ranked in the top-10 of most primary statistical categories. Despite losing starting quarterback Dak Prescott to injury, the Cow-

boys offense ranked seventh in the NFL in receiving yards (4,511), eighth in passing yards (4,161) and tied for ninth in scrimmage yards (6,299).

Before becoming an NFL coach, Tolzien was given a brief introduction to off-field tasks in 2019 at his alma mater, Wisconsin, where he served as an analyst scouting opponents.

Tolzien enjoyed a seven-year NFL career, originally signing with the San Diego Chargers as a rookie free agent in 2011. He spent just over three seasons as a backup to Aaron Rodgers in Green Bay (2013-16), playing in six games with two starts over that time. He then served as a backup to Andrew Luck with the Colts from 2016-17, playing in four games with two starts.

Tolzien appeared in 29 games with 26 starts at Wisconsin, leaving with the school record for completion percentage (68.1) and efficiency rating (153.2).

Tolzien was a two-time all-conference and all-academic at William Fremd High School in Palatine, Ill.

Tolzien and his wife, Megan, have a daughter, Brooke, and a son, Blake.

Scott Tolzien – Born Sept. 4, 1987, Rolling Meadows, Ill. Quarterback Wisconsin 2008-10. Pro: Quarterback San Diego Chargers 2011, San Francisco 49ers 2011-13, Green Bay Packers 2013-16, Indianapolis Colts 2016-18. Pro coach: Dallas Cowboys 2020-21.

KYLE VALERO

Quality Control/Analytics

Florida State

NFL: 13th Year • Cowboys: 9th Year

Kyle Valero enters his ninth year in Dallas, 13th in the NFL, and has transitioned to be one of the team's quality control coaches on offense, working mainly with the wide receiver room during the McCarthy Era.

VALERO'S COACHING HISTORY

2008-09Florida State, Student Assistant
2010-12Detroit Lions, Offensive Quality Control
2013.....Detroit Lions, Asst. Wide Receivers
2014-18Dallas Cowboys, Asst. Wide Receivers
2019.....Dallas Cowboys, Asst. Tight Ends
2020-21Dallas Cowboys, QC/Analytics

Valero assisted in the offensive game-planning in 2021 and helped Dallas lead the NFL in scoring (31.2) and yards (407.0). Valero helped coordinate the passing attack, assisting CeeDee Lamb to his first 1,000-yard season and inaugural Pro Bowl appearance.

In 2020 the wide receiver corps finished third in the NFC in rec yards (4,511) and first in receptions (413) despite undergoing four quarterback changes. Valero helped rookie CeeDee Lamb set a franchise record for most receptions by a rookie (74) and record 934 yards, which ranks second all-time in Cowboys rookie history. Amari Cooper also finished with a career high 92 catches, and 1,114 receiving yards.

The 2019 season saw Valero working with Doug Nussmeier and Cowboys tight ends. The unit was highlighted by the return of Jason Witten, along with the continued emergence of Blake Jarwin and the progress of Dalton Schultz.

Valero worked with the wide receivers in 2018, and with the addition of Cooper in Week 8 of 2018, the Cowboys receiving unit excelled in the second half of



the season by ranking third in receptions (228), tied for fourth in first down receptions (120) and fifth in receiving yards (2,468). Cooper also ranked in the top-five in touchdowns (six) and first downs (39) during that stretch, earning a Pro Bowl selection.

Valero's work with the receivers in 2017 saw Dez Bryant lead the team in receptions (69), yards (838) and touchdowns (six) as Terrance Williams was second with 568 yards and third with 53 catches.

The 2016 Cowboys receiving corps was led by Cole Beasley, finishing with career-highs for receptions (75) and yards (833), as Bryant led the team with eight touchdowns to earn his third Pro Bowl nod - all from rookie quarterback Dak Prescott.

In 2015 Terrance Williams stepped up in Bryant's absence (foot), and led the team with a career-high 840 yards while tying for second with a career-best 52 receptions. Beasley hauled in a team-high five touchdowns while tying for second with 52 receptions.

Valero worked very closely with a young receiving core in 2014, as Bryant caught 88 passes (12th in the NFL) for 1,320 yards (eighth) and a league-leading 16 touchdowns to earn his second straight Pro Bowl selection. Bryant recorded 11 plays of 25+ yards, the majority coming on acrobatic, leaping plays over defenders.

Williams also had a break out campaign, finishing fourth in the NFL with 16.8 yards-per-reception and second on the Cowboys with eight touchdowns.

Valero spent four years as an offensive assistant (2012-13 assistant wide receivers coach, 2010-12 as quality control) with the Lions. While in Detroit, Valero broke down opponent film and worked on self scouting while also assisting with the club's wide receivers unit.

During his time with the Lions, Valero worked with Pro Football Hall of Famer Calvin Johnson. Johnson set the NFL single-season record with 1,964 receiving yards in 2012. From 2010-13, Johnson was selected to the first four Pro Bowls of his career and received three consecutive first-team All-Pro selections from 2011-13. Johnson led the NFL in receiving yardage twice (2011-12), had four 1,000-yard seasons (2010-13) and caught 45 touchdowns. He averaged 95 receptions for 1,564 yards and 11 touchdowns per season during those years.


Before landing in Detroit, Valero spent two seasons as a student assistant at Florida State (2008-09). He was lined up to be the school's offensive quality control coach for 2010 but took the position with the Lions.

Valero earned a degree in interdisciplinary studies from FSU. He and his wife, Ali, have a daughter, Ava.

Kyle Valero – Born April 24, 1986, Fountain Valley, Calif. No pro playing experience. College Coach: Florida State 2008-09. Pro Coach: Detroit Lions 2010-13, Dallas Cowboys 2014-21.

LUNDA WELLS (LOON-duh)
Tight Ends
Southern
NFL: 11th Year • Cowboys: 3rd Year

DALLAS DALLAS DALLAS
COWBOYS



Lunda Wells enters his third season as the Cowboys tight ends coach after leading the successful 2021 campaign.

WELLS' COACHING HISTORY	
2006-07Scottsdale H.S., OL/Run Game Coord.
2008-09Louisiana State, OL Asst.
2010-11Louisiana State, Asst. ST/Asst. to HC
2012New York Giants, Offensive QC
2013-17New York Giants, Asst. Offensive Line
2018-19New York Giants, Tight Ends
2020-21Dallas Cowboys, Tight Ends

The tight end group was led again by Dalton Schultz in 2021, and under Wells' leadership Schultz recorded his best season to date with 78 catches for 808 yards and eight touchdowns - becoming the second Cowboys tight end to record 70 catches in a season (Jason Witten, nine times). Most importantly, Schultz became a reliable third down target for Dak Prescott, who found Schultz for 13 first down conversions on third downs in 2021 - second on the Cowboys and tied for fifth among NFL tight ends.

In 2020 Wells helped Schultz achieve a breakout season after starting tight end Blake Jarwin suffered a season-ending knee injury in Week 1. Despite the loss of Jarwin, Wells shaped Schultz into one of the top tight ends in the NFC during 2020, as Schultz recorded 615 receiving yards and four touchdowns on 64 catches.

Prior to Dallas, Wells spent eight seasons in different roles with the N.Y. Giants. From 2018-19 Wells worked with a young and talented tight end in Evan Engram, who caught 88 passes and six touchdowns over two seasons, despite missing 13 games due

to injury. Before assuming his position as tight ends coach, Wells spent five seasons as the team's assistant offensive line coach, first under Pat Flaherty and then Mike Solari. In 2017 Wells helped tutor a line that was constantly in transition. The Giants used 10 different starting combinations, their highest single-season total since the 1970 merger.

New York scored 420 points in 2015, the fifth-highest total in franchise history, and its 5,956 net yards were the third-highest total in team history. With the line providing consistent protection, Eli Manning set a single-season franchise record with 387 completions, and his 4,432 yards and 35 touchdown passes were both the second-highest totals in Giants history.

Wells joined the Giants in 2012 as an offensive quality control coach. He also helped coach the wide receivers that season. In 2012 the Giants scored 429 points, the second-highest total in franchise history.

Before joining the Giants staff, Wells spent four seasons at Louisiana State. From 2008-09 he was an offensive line assistant, and in his final two years at LSU, Wells was an assistant to the head coach and an assistant on special teams. In 2010 Wells was an offensive line intern for Dallas Cowboys training camp, where he worked alongside Hudson Houck.

Wells was the offensive line coach/run game coordinator/head strength and conditioning coach at Scottdaltonville High School in Baton Rouge, La. from 2006-07. He coached the offensive line and devised the offensive run game plans.

An offensive lineman, Wells played in the Arena Football League for the Grand Rapids Rampage, South Georgia Rampage and Louisiana Swashbucklers following a four-year career at guard at Southern University (2002-05). He was voted to the All-Southwestern Athletic Conference first team in 2002 and 2005, and Southern won the 2003 SWAC championship. He earned a

bachelor's degree in criminal justice and, in 2007, a master's degree in criminal justice at Southern.

Wells is a native of Baker, La., just outside Baton Rouge. He was a Class 5A first-team all-state offensive line selection at Baker High School.

He and his wife, Tiffany, have two daughters, Adanya Neema and Zalika Nia.

Lunda Wells – Born February 10, 1983, Baker, La. College: Guard Southern University 2002-05. Pro: No pro playing experience. College coach: Louisiana State 2008-11. Pro coach: New York Giants 2012-19, Dallas Cowboys 2020-21.

JOE WHITT JR.

Secondary/Pass Game Coordinator

Auburn

NFL: 16th Year • Cowboys: 2nd Year

WHITT'S COACHING HISTORY

2000-01	.. Auburn, GA
2002 The Citadel, WR
2003-06	.. Louisville, CB
2007 Atlanta Falcons, Asst. DB
2008 Green Bay Packers, Def. QC
2009-17	.. GB Packers, Secondary/CB
2018 GB Packers, Def. Pass Game Coord
2019 Cle. Browns, Sec./Pass Game Coord
2020 Atl. Falcons, Sec./Pass Game Coord
2021 Dal. Cowboys Sec/Pass Game Coord

The Dallas Cowboys hired Joe Whitt Jr. in 2021 to direct the secondary and pass defense.

In Whitt's first season leading the Cowboys secondary, the passing defense improved by leaps

and bounds, ranking in the top-10 in opponent completions-per-game (21.4 - ninth), completion percentage (59.5% - third) and interceptions (26 - first). Cornerback Trevon Diggs experienced a meteoric rise in 2021, becoming one of the best players at his position as he led the NFL with a franchise-high tying 11 interceptions. Overall, Diggs became the third Cowboy - fifth time - to lead the league in interceptions and the first since Everson Walls in 1985 (nine). To top it off, Diggs was selected to his first Pro Bowl and earned first-team All-Pro honors. Diggs also led the team with 21 pass breakups. Safety Jayron Kearse paced the defense with a career-high 92 tackles during his first season with the team, while Anthony Brown set single-season career-bests in tackles (79), pass breakups (17) and picks (three). Jourdan Lewis proved his versatility to the secondary as well, recording 1.5 sacks and 11 pass breakups - one-of-three defensive backs in the NFL with multiple sacks and double-digit breakups in 2021.

Whitt came to Dallas after serving in the same capacity with the Atlanta Falcons - under Dallas Cowboys defensive coordinator, Dan Quinn - in 2020. Whitt also worked under McCarthy while both were with the Green Bay Packers (2008-18).

After getting his start in the NFL with the Falcons in 2007, Whitt returned to Atlanta in 2020 as the pass game coordinator/secondary coach. In 2020 Whitt worked with first round draft pick A.J. Terrell, who put together a solid first year at cornerback, breaking up seven passes and recording an interception.

Whitt spent the 2019 season with the Cleveland Browns as the pass game coordinator/secondary

coach, and his Cleveland unit ranked in the top-10 against the pass, allowing 216.9 yards-per-game (seventh). The Browns defense totaled 14 interceptions, tied for eighth in the NFL.

Before landing in Cleveland, Whitt was hired on McCarthy's staff to serve as a defensive quality control coach for the Packers in 2008. After one season in that capacity, Whitt was promoted to secondary/cornerbacks coach, a position he held for nine seasons (2009-17). He then became the team's defensive pass game coordinator for the 2018 season. Through his tenure in Green Bay, he helped the team win Super Bowl XLV, and he coached the Packers to a league-high 176 interceptions while ranking ninth in opponent passer rating (83.2). In the same span, the Packers ranked seventh in opponent completion percentage (59.8) and touchdown-to-interception ratio (1.34). He also saw cornerbacks Tramon Williams (18) and Sam Shields (15) combine for 33 interceptions from 2010-14, the most in the league during that time between two teammates. In Whitt's first three seasons (2009-11) as cornerbacks coach, the Packers led the NFL in interceptions twice (2009 and 2010), posting 85 total picks. It was the most by the Packers over a three-year period since 1943-45 (95) and the most by an NFL team since the Minnesota Vikings and San Francisco 49ers each posted 86 from 1986-88.

In 2009 Whitt helped Hall of Famer Charles Woodson to the best season of his career, earning defensive player of the year honors on the strength of a career-best nine interceptions, four forced fumbles, 18 pass breakups and three defensive touchdowns. Woodson is one-of-11 defensive backs in the 49-year history of the award to be named Defensive Player of the Year.

Whitt made his NFL coaching debut in Atlanta (2007) as the assistant defensive backs coach. He entered the NFL coaching ranks after a five-year stint in college football with The Citadel (wide receivers, 2002) and Louisville (cornerbacks, 2003-06).

Whitt played collegiately at Auburn as a walk-on wide receiver, eventually earning a scholarship. After suffering through injuries, he transitioned into a student assistant coach for his final two years of school and graduated in 2001 with a degree in communications.

Joe Whitt Jr. – Born July. 19, 1978, Auburn, Ala. Wide receiver Auburn 1997-99. Pro: No pro playing experience. College coach: Auburn 2000-01, The Citadel 2002, Louisville 2003-06. Pro coach: Atlanta Falcons 2007, 2020, Green Bay Packers 2008-18, Cleveland Browns 2019, Dallas Cowboys 2021.

TODD WILLIAMS

Vice President Football Operations/
Football Administration

DALLAS DALLAS DALLAS
COWBOYS



Todd Williams is in his 28th season with the Dallas Cowboys, his 20th season in the club's Player Personnel Department and was named the club's Vice President of Football Operations/Football Administration in 2021 after serving eight years as the senior director of football administration/football operations. In his role, he assists Stephen Jones, the club's Executive Vice President/Player Personnel, while also overseeing the team's football operations, facilities, equipment, security and player development departments. Williams is primarily responsible for keeping Jones informed on the daily operations of the club. He is also responsible for monitoring the Cowboys salary cap and negotiating most rookie contracts, including many of Dallas' draft choices.

Williams is also responsible for making sure the club maintains compliance with the NFL's Collective Bargaining Agreement and labor related issues. Additionally, he coordinates different areas of football operations and is involved in several other administrative functions within the club. Most recently, Williams was instrumental in coordinating the development of

the football offices and training facilities of the team's world headquarters at The Star in Frisco.

Williams joined the Dallas Cowboys organization as an intern in the operations department during the 1995 training camp in Austin, Texas. He served as an administration and marketing intern through the 1995 season. He was hired as a player personnel assistant in 1996, working closely with the personnel department in processing contracts and coordinating travel plans for free agent tryouts. He was promoted to assistant director of player personnel in 2001.

Williams was a sports management major at the University of Tennessee, where he played tight end for the Vols football team from 1992-94. Prior to Tennessee, he played for Northeast Oklahoma A&M Junior College, helping guide the team to the 1991 National JUCO Championship.

Williams is married to Cyndi Comeaux Williams. He has two children, Kyle and Kamryn, and one stepson, Gauge Doisher.

CRAIG GLIEBER

Director of Team Travel and Logistics

DALLAS DALLAS DALLAS
COWBOYS



Craig Glieber began his career with the Dallas Cowboys as an intern in the front office in 1988. He returned for the 1989 season, again as an intern, but was hired full time in 1990 as an assistant in the football operations department.

Glieber earned the title of director of team travel and logistics in 2022 after years of handling all aspects of the team's movements on the road and at training camp.

Glieber was elevated to assistant director of football operations in 1993, where he assisted with all aspects of team travel while also helping coordinate the team's training camp.

In 2012 Glieber took over the full time role of handling all team travel, including team charters, hotels,

ground transportation and equipment trucks for road games. He also coordinates travel and hotels for all visiting free agents as well as newly acquired draft picks, rookie free agents and veteran free agent signees.

While in school at SMU, Glieber was an assistant with SMU football (1985-87). Glieber also worked as a statistician for CBS Sports and Fox Sports Southwest broadcasts for his father, legendary broadcaster, Frank Glieber. Craig also worked as a statistician for Dallas Mavericks broadcasts through 2010.

Glieber earned undergraduate degrees in business administration and radio/TV in 1987 from Southern Methodist University. He then earned his M.B.A. from SMU in 2002.

JASON McKAY

Director of Football Administration and Technology

DALLAS DALLAS DALLAS
COWBOYS



Jason McKay returned to the Dallas Cowboys in 2012 as the club's assistant director of football administration. In 2020 McKay was named director of football administration and technology. In his role, McKay assists Vice President of Football Operations/Administration Todd Williams in the daily operations of the team. McKay also coordinates new player arrivals and assists in the set up and operation of the club's training camp, distribution and management of the club's football technology initiatives - including communications, analytics, iPad playbooks and emerging technology. He also oversees the team's video, analytics and football systems development departments. McKay also played a part in the planning and construction phases of the team headquarters at The Star in Frisco.

McKay spent three years with the United Football League (2010-12), serving as the director of football operations for the Hartford Colonials (2010-11) before

moving to the UFL league office for his final season as the director of football administration.

Before venturing to the UFL, McKay worked in the Arena Football League for eight seasons. He was a player personnel assistant for the Dallas Desperados (2001-04), while he was also working in the personnel office for the Dallas Cowboys. He then became the vice president of football operations for the Los Angeles Avengers, a position he held for five years.

McKay first became a part of the Cowboys family in 1993 when he was the manager for retail operations for Texas Stadium Corporation. He moved into the personnel department in 2000, serving as an assistant up until the start of the 2004 season.

McKay earned his Bachelor of Science in Mechanical Engineering Technology from the University of North Texas. He also earned his real estate license in the state of Nevada.

ADAM PRASIFKA

Senior Director of Salary Cap/Player Contracts

DALLAS DALLAS DALLAS
COWBOYS



Adam Prasifka enters his 21st year in the Dallas Cowboys Player Personnel department. In his role as director of salary cap/player contracts, Prasifka assists COO/Executive Vice President/Player Personnel Stephen Jones and Vice President of Football Operations/Administration Todd Williams in managing the club's salary cap, negotiating player contracts and monitoring league transactions.

Prior to working with the Cowboys, Prasifka was a coaching assistant and equipment manager at the University of Arkansas (1999-02). He served as a mechanical engineering intern at DuPont (1998-99) and Cromwell Architects and Engineers (1998).

Prasifka earned his degree in mechanical engineering from the University of Arkansas in Fayetteville. He currently resides in Carrollton, Texas with his wife, Cori, his son, Cash, and two step sons, Jake and Harrison.

BRYAN WANSLEY

Director of Player Development

DALLAS DALLAS DALLAS
COWBOYS

Bryan Wansley embarks on his 27th year with the Dallas Cowboys and his 16th season as director of player development. He began his career in 1995 as an intern in the football operations department.

In his role, Wansley works with current and former players and their families to achieve a successful, well-balanced and healthy life during and after their playing experience. Player Development accomplishes its mission through peer-to-peer engagement of the NFL player community with innovative program and service offerings that meet the dynamic needs of the athletes and their families.

Wansley provides programs aimed at player development and wellness during each season and offseason. He also coordinates programs to push individual and team growth through special team related functions, which includes visits to military bases during training camp and setting up prominent speakers to address the team throughout the year on leadership and awareness.

He also works closely with the rookies as they transition into the NFL, providing assistance and programs on areas such as mental wellness, financial responsibility (budgets and credit), substance abuse (DU), domestic violence, relationships, stress management and media/social media training.

Since the 2012 season, Wansley has been responsible for the coordination of the Dallas Cowboys yearly training camp, which includes overseeing hotel accommodations and travel coordination for all players and staff, assisting local city officials on planning fan experiences and overseeing and coordinating office planning and setup strategy.

Before heading up Player Development, Wansley served as an assistant in football operations for six seasons (2001-06).

Wansley received his Bachelor of Arts in Sports Management from Harding University. In 2012 he received his athlete development certification from Wharton.

WILL McCLAY

Vice President Player Personnel

DALLAS DALLAS DALLAS
COWBOYS

Will McClay, in his 21st season working in the Cowboys Personnel Department, was named the club's assistant director of player personnel in 2013 and senior director of pro/college scouting in 2015. He was named Vice President Player Personnel in 2017, and he will continue to oversee the club's NFL Draft process and play a key role in free agent and trade acquisitions.

The 2022 draft was largely about rebuilding the trenches on offense and defense, with six-of-nine draft picks coming on the offensive line or front seven of the defense. Offensive lineman Tyler Smith headlined the draft class, as the first round pick out of Tulsa possesses the traits and talent to make a huge impact on the offensive line for years to come. The rest of the draft class followed a trend in recent years, with six of the nine picks having participated in the 2022 Reese's Senior Bowl, giving Dallas 24 draft picks with senior bowl ties since 2014. McClay's unifying presence at the top of the scouting department in recent years has led to tremendous success, with this new crop of young talent adding to a pipeline of an NFL-leading 16 Pro Bowl draft picks since 2010.

McClay was tasked with rebuilding the defensive side of the ball in 2021, working with new Defensive Coordinator Dan Quinn to add players that fit an up-

dated vision of the Cowboys defense. Dallas lost eight players to other teams in free agency but also added eight players - the most signings by the Cowboys in any year of free agency since its inception in 1994 - including five defensive players. Dallas also saw immediate dividends from its draft class, with Micah Parsons setting a franchise rookie-record with 13.0 sacks, earning Defensive Rookie of the Year and first-team All-Pro honors in the process. Dallas' rookie draft picks played in a total of 112 games with 32 starts in 2021, forming a strong nucleus of young talent for the future.

Entering the 2021 NFL Draft, McClay and the Cowboys had a unique challenge to undertake, building a roster while balancing a record-setting contract for quarterback Dak Prescott, which led to the Cowboys selecting 11 players - second-most all-time since the NFL moved to a seven round draft. The 11 selections also included eight defensive players, and all of the Cowboys first six selections were on defense - the first time that has happened in team history. The draft class, headlined by Parsons, consisted of 10 Power Five conference players and three 2021 Reese's Senior Bowl participants.

The Cowboys entered unfamiliar territory in 2020, undergoing a regime change at head coach for the first

time since 2010, as Dallas hired Mike McCarthy as the ninth head coach in team history. As a result, Dallas saw a significant amount of change on both the coaching staff and player roster, with six starters defecting to other teams in free agency and the retirement of Travis Frederick. Under normal circumstances, the task of upgrading the roster in an offseason with such change would be difficult, but in 2020, the threat of COVID-19 halted all free agent visits and altered the NFL Draft evaluation period, leaving scouting departments and front offices short on key information used to make player evaluations. McClay and the front office tackled the task head on, signing free agents who had combined to make 631 starts and earn 14 Pro Bowls.

In the 2020 Draft, Dallas was patient and calculating, jumping on the opportunity to add perhaps the top wide receiver prospect in CeeDee Lamb when he unexpectedly fell to the Cowboys at pick 17. The Cowboys then bolstered their defense, nabbing an athletic and ascending cornerback from Alabama in Trevon Diggs in Round 2. They followed that selection with Neville Gallimore and Reggie Robinson before trading up for Tyler Biadasz as a potential replacement for their retiring All-Pro Badger center. Dallas closed out their draft with Bradlee Anae and then Ben DiNucci, just the seventh quarterback drafted by Dallas since 1989.

The Cowboys were without a first round pick in 2019 after trading for Amari Cooper during the 2018 season, and after a strong free agency period, Dallas stayed true to their draft board. Trysten Hill was a player Dallas targeted during the pre-draft process and added him with their second round choice (the club's first pick). They then picked Conner McGovern in the third round, a player who showed position flex on the offensive line. Dallas added some explosive traits to the backfield in Tony Pollard, and picked up two defenders in the secondary with Mike Jackson and Donovan Wilson. Sandwiched between Jackson and Wilson was Joe Jackson. Dallas closed out the draft with two seventh round picks in Jalen Jelks and Mike Weber.

In 2018 the Cowboys broke a three-year trend of drafting heavily on defense, using six-of-nine picks on offensive players. Dallas drafted Leighton Vander Esch with its first pick, and then spent its next selections on Connor Williams and Michael Gallup. The Cowboys bolstered their pass rush with Dorance Armstrong and then selected tight end Dalton Schultz with their two fourth round picks. For just the sixth time since 1989, Dallas selected a quarterback with the pick of Mike White in the fifth round, and then added inelbacker in Chris Covington before closing with two more offensive weapons in Cedrick Wilson and Bo Scarbrough.

The club concentrated on defense in the 2017 NFL Draft, selecting defensive players with seven-of-nine picks. With the 28th overall pick, Taco Charlton was selected. Defensive backs Chidobe Awuzie (second round) and Jourdan Lewis (third) were added with the next two selections. The team then drafted defense with four of its remaining six picks.

In working to improve the club through the 2016 NFL Draft, McClay helped bolster the offensive side of the ball as the club selected Ezekiel Elliott with the fourth overall pick. The club added to the defense, with Jaylon Smith (second round), Maliek Collins (third round) and Charles Tapper (fourth round). The Cowboys then drafted a quarterback for just the fifth time since 1989 when they selected Dak Prescott with their second fourth round pick. Dallas closed out the draft with four sixth round picks, first selecting Anthony Brown, then Kavon Frazier and Darius Jackson. With their final pick, the Cowboys added tight end Rico Gathers.

In his second NFL Draft (2015), McClay helped Dallas continue its youth movement by securing two first round talents with one first round pick - Byron Jones (27th overall) and Randy Gregory (second round). The club also secured a projected first rounder in La'el Collins as a rookie free agent. The third round saw Dallas add Chaz Green, before focusing on defense with three of the last five picks.

McClay oversaw his first NFL Draft in 2014 as the club continued to infuse the roster with talented building blocks for the present and future. With their first pick, the Cowboys drafted Notre Dame All-American Zack Martin (16th overall), marking the third time in four years the club selected an offensive lineman in the first round - Tyrion Smith (2011) and Travis Frederick (2013). In the second round, the Cowboys moved up to select DeMarcus Lawrence (34th overall) - one of the top pass rushers in the draft. Without a third round pick, the Cowboys took Anthony Hitchens in the fourth round. Dallas nabbed Devin Street in the fifth round, then added five defensive players with its five seventh round selections.

In his earlier role as director of football research (2011-13), McClay evaluated players on NFL rosters and in other leagues, scouting Dallas' opponents using advanced scouting and analytic methods and overseeing the scouting department's technology tools.

McClay was a pro scout (2002-08), then pro scouting coordinator (2009-10), and he was responsible for sifting through free agents and locating some of the team's most notable signings before and during the season. Two of those signings were Laurent Robinson - who signed early in the 2011 season and led the team with 11 receiving touchdowns - and George Selvie in 2013, who signed during training camp and started all 16 games at defensive end, tying for the most tackles for loss (seven) and logged the second-most sacks on the team (7.0).

McClay helped uncover a pair of starters with the free agency signing of Jeremy Mincey, who led the club with 6.0 sacks and 39 pressures in 2014, and Rolando McClain, who was acquired in a trade with Baltimore. McClain stepped in to finish second on the team with a career-best 108 tackles, starting in place of Sean Lee (IR-knee) for the entire 2014 season. In 2015 he was instrumental in acquiring Brice Butler after the injury to Dez Bryant, and 2016 saw free agent Benson Mayowa lead the team with 6.0 sacks.

McClay originally came to Dallas as the defensive coordinator for the Dallas Desperados (2002-03) of the Arena Football League. He was the club's head coach for five seasons (2004-08), helping lead them to a league-best 15-1 record and consecutive Eastern Division Championships (2007-08). In his five seasons as head coach, he led the Desperados to a 54-24-1 record and was named AFL Coach of the Year in 2006.

Before joining the Cowboys and Desperados, McClay was the assistant director of pro scouting for the Jacksonville Jaguars. In his only season (2001) with the Jaguars, he scouted NFL teams in the preseason and did advance scouting work during the season. Before joining Jacksonville, he was the player personnel director of the XFL's Orlando Rage, as well as a consultant and scout, in the spring of 2001. The Rage finished 8-2 before falling in the first round of the playoffs.

Prior to moving into the personnel side of professional football, McClay spent 11 seasons in the AFL as a player and coach. He served as defensive coordinator and director of player personnel for the Grand Rapids Rampage in 1998. He added the title of assistant head coach in 1999, when the Rampage improved to an 8-6 record after going 3-11 the previous season. In 1997 he was the defensive coordinator and director of player personnel for the Anaheim Piranhas after serving as the defensive coordinator for the Milwaukee Mustangs in 1995 and the Florida Bobcats in 1996.

McClay was the secondary and special teams coach of the Detroit Drive in 1993, helping the team reach the ArenaBowl. From 1989-92 he was a wide receiver/defensive back for the Drive, helping lead them to three ArenaBowl titles in four appearances.

McClay was a four-year letterman and captain as a defensive back at Rice University (1985-88), starting every game of his collegiate career. He graduated in 1990 with a degree in political science. McClay has one son, Gabriel.

ALEX LOOMIS

Director of Pro Scouting

DALLAS DALLAS DALLAS
COWBOYS



Alex Loomis joined the Dallas Cowboys Scouting Department in July 2009 as the club's pro scouting intern. He became the pro scouting assistant leading up to the 2011 season, a pro scout in 2012 and the pro scouting coordinator in 2015. He was named director of pro scouting in 2017 where he is in charge of evaluating players and rosters from NFL and other professional football teams. Loomis is also responsible for advance scouting, free agency preparation and

tracking player movements within the league. He will continue in his role assisting with the NFL Combine and assisting in the team's draft preparations.

Loomis spent nine summers (2000-09) with the New Orleans Saints, seven as an operations intern and the final three as a scouting intern.

Loomis graduated from Louisiana State with a degree in business management. Loomis and his wife, Amanda, have a son, Miles, and reside in Lewisville.

MITCH LAPOINT

Director of College Scouting

DALLAS DALLAS DALLAS
COWBOYS



Mitch LaPoint joined the Cowboys Scouting Department in 2005 and served as the west area scout for three years before moving to the southeast area in 2008. In 2015 LaPoint was a national scout, and before the 2019 season he was promoted to assistant director of college scouting. In 2022 he became director of college scouting.

LaPoint spent seven years (1998-04) working in the Kansas City Chiefs player personnel department. From 2002-04 he served as the club's midwest area

scout and football operations coordinator. As part of his operations responsibilities, he coordinated the Chiefs training camp at the University of Wisconsin - River Falls.

From 1999-01 LaPoint was an assistant in the scouting department, after spending 1998 as an intern.

The Lawrence, Kan., native received his bachelor's degree in sports management from the University of Kansas in 1998. LaPoint and his wife, Jenny, have two sons, John and Sam, and reside in Tulsa, Okla.

RICH BEHM

Scouting Video Coordinator

DALLAS DALLAS DALLAS
COWBOYS



Rich Behm joined the Dallas Cowboys as a video assistant in 2002 and was responsible for shooting team practices and games. In 2004 he moved to the scouting department where he was responsible for compiling college regular season games, bowl games and all-star game video as well as NFL combine video and creating point of attack cutups for draft meetings. Behm also assists the scouts on the road, coordinating their digital

video needs. He is also responsible for evaluating both college and pro players.

Prior to the Cowboys, Behm worked in hotel management while attending the University of Texas-Arlington.

Behm and his wife, Michelle, have two sons, Taylor and Peyton, and three daughters, Kendall, Brooklyn and Hallie. Behm's brother, Chris, works for Blue Star Media, the club's Television and Radio Broadcast Department.

TERRY GRAY

Pro Scouting Coordinator

DALLAS DALLAS DALLAS
COWBOYS



Terry Gray joined the Dallas Cowboys in a full-time role in 2017 as the club's pro scouting coordinator. In his role, Gray tracks league transactions, develops opponent advanced scouting reports and evaluates league free agents. He is also charged with managing the NFL player database, and giving recommendations for free agent or waiver wire acquisitions.

Starting with his time as a coach with the Dallas Desperados (2005) up until coming on full time, Gray consulted for the Cowboys personnel department.

Prior to becoming a full-time member of the Cowboys scouting department, Gray spent 10 seasons (1994-95, 1997-98 and 2001-06) as a coach or scout in the Arena Football League, including a stint with ArenaBowl XV winners Grand Rapids Rampage in 2001. He originally landed in Dallas as an assistant coach for the

Cowboys-owned AFL team, Dallas Desperados, where he worked under then Head Coach and current Dallas Cowboys Vice President Player Personnel Will McClay. In 1996 Gray coached tight ends at his alma mater, Baylor.

Before working in coaching and player personnel, Gray played professionally for the World League of American Football and NFL (1990-93), including stints with the LA Rams and Houston Oilers. He played along the offensive line at Cisco Junior College (1986-87) and finished his collegiate career at Baylor (1988-89).

Gray holds an associate degree in applied arts from Cisco Junior College and a bachelor's in education from Baylor University.

Gray and his wife, Mary, were married in May, 2016 and have a son, Timothy.

CHRIS HALL

College Scouting Coordinator

DALLAS DALLAS DALLAS
COWBOYS



Chris Hall, now in his 33rd season with the Cowboys, serves as the club's college scouting coordinator, a position he assumed in 2001. In that capacity, he is charged with the day-to-day operation and organization of the college scouting portion of the Personnel Department, including the creation and sorting of college player information that ultimately becomes the NFL Draft. Hall also spends time on the road locally covering Texas schools along with other various trips, while monitoring the college scouting database daily, writing both college and pro player evaluations and organizing the highly successful post-draft free agent signing period that has helped the team sign impact undrafted free agents such as Barry Church in 2010, Dan Bailey in 2011, Cole Beasley, Lance Dunbar and Ron Leary in 2012, Jeff Heath in 2013, Blake Jarwin in 2017 and Terence Steele in 2020.

Hall is responsible for the organization of the annual Dallas Day - which allows visits from local college

prospects each year - and also coordinates the yearly 30 pre-draft top college prospect player visits allowed by the NFL before the yearly NFL Draft.

Since 1993 Hall has also assisted National Invitational Camp (NIC) in the operations of player arrival, check-in and execution of the NFL Scouting Combine in Indianapolis, Ind.


Hall originally joined the Cowboys scouting department in 1990 as a scouting assistant, where he was responsible for processing player reports, organizing film and working closely with the college scouts in managing and scheduling projects. Prior to joining the Cowboys, Hall worked briefly in the athletic offices at Southern Methodist University.

Hall graduated from Southern Methodist in 1990 with a degree in advertising. He resides in Coppell, Texas, with his wife, Susan, and two daughters, Izabella and Victoria.

KEITH O'QUINN

Advance Scouting Coordinator

DALLAS DALLAS DALLAS
COWBOYS



Keith O'Quinn rejoined the Dallas Cowboys personnel department in 2020 as the advance scouting coordinator after spending the previous 10 seasons in coaching, including his last two as the team's special teams coordinator.

In his role, O'Quinn studies and evaluates personnel and schemes of upcoming opponents and presents it to the coaching staff to help shape the game plan. He also assists in pro free agent and college draft evaluations.

O'Quinn spent his first season as a coach as the team's quality control/offensive assistant in 2010, breaking down film of upcoming opponents' defenses. From 2011-12 O'Quinn also worked closely with the wide receivers, and in 2014 O'Quinn left the offensive side of the ball and became the assistant special teams coach, working with coordinator Rich Bisaccia.

In his first stint with the Cowboys (2006-08), O'Quinn worked in the personnel department and evaluated players around the NFL and other professional leagues while serving as a pro scout in the Cowboys scouting department.

In 2009 O'Quinn left the Cowboys to become the director of pro personnel for the Cleveland Browns. While with the Browns, O'Quinn contributed to Cleveland's

player acquisition process by managing pro scouting operations and evaluating players and rosters from the NFL and all other levels of pro football.

Prior to joining the pro ranks, O'Quinn spent eight years as a high school and college coach. His last stint in that area was as the assistant football and head baseball coach at Kaufman, Texas, High School. Prior to that, he coached tight ends and special teams at Abilene Christian University from 2003-04. From 2000-03 O'Quinn served as tight ends and assistant offensive line coach at Hardin-Simmons University in Abilene, Texas.

In 1999 he worked as the run game coordinator and offensive line coach, as well as the head baseball coach, at Bryan Adams High School in Dallas. O'Quinn began his coaching career at Liberty Christian School in Argyle, Texas, serving as a defensive backs and wide receivers coach.

A native of San Antonio, O'Quinn attended James Madison High School and earned a Bachelor's of Science degree from the University of North Texas, where he played strong safety. He went on to earn a master's degree in counseling and human development from Hardin-Simmons University.

O'Quinn and his wife, Reagan, have three children, Mysti, Brittney and Brock.

ERIC ELLINGWORTH

Southeast Area Scout

DALLAS DALLAS DALLAS
COWBOYS



Eric Ellingworth came to the Dallas Cowboys in 2019 as a college scout after serving one season as a scouting assistant with the N.Y. Jets. Ellingworth scouts the southeast. While with the Jets, Ellingworth scouted both the college and pro ranks.

Before his season with the Jets, Ellingworth was an offensive graduate assistant at the University of Florida (2015-17). In his time with the Gators, Ellingworth assisted in coaching wide receivers and quarterbacks, scouted incoming players, assisted in offensive

game plan meetings and prepared both opponent and self-scouting reports on a weekly basis.

Ellingworth was a three-year starting wide receiver at Augustana University where he earned four letters and helped the school advance to the 2010 NCAA DII National Quarterfinals.

Ellingworth earned his degree in social studies education and business administration from Augustana and his master's in curriculum & instruction from Florida.

SAM GARZA

Mid-South Area Scout

DALLAS DALLAS DALLAS
COWBOYS



After nine years in the coaching realm, Sam Garza entered the personnel arena as a pro scout with the Cowboys in 2005. In 2008 he moved over to the College Scouting Department, serving as the southwest area scout (2008-09, 2012-20), west coast scout (2010-11), then mid-south in 2021. As a pro scout, he worked closely with then Assistant Director of Pro Scouting Brian Gaine in evaluating players around the NFL and NFL Europe, as well as the Canadian Football League and the Arena Football League.

Garza came to Dallas after serving as the running backs and quarterbacks coach for the Saskatchewan Roughriders of the CFL in 2004. Prior to returning to Canada, he was the quarterbacks coach at the University of Texas-El Paso for four years (2000-03). In 1998 Garza was the receivers coach for Saskatchewan before being promoted to quarterbacks/receivers coach

in 1999. He began his coaching career at his alma mater as UTEP's defensive graduate assistant in 1996 before moving to wide receivers coach in 1997.

Garza was selected in the eighth round by the Seattle Seahawks in 1987 as a quarterback but spent the season with the St. Louis Cardinals, seeing action in two games. He spent seven years in the CFL - six with Winnipeg (1989-94) and one with Ottawa (1995).

Collegiate, Garza was one of the most prolific passers in UTEP history where he ranked second in completions (483) and completion percentage (59.1%) and fourth in attempts (817), passing yards (6,130) and touchdown passes (35).

A native of Corpus Christi, Garza received his bachelor's degree in kinesiology from UTEP in 1995. He and wife Barbara have three sons, Callen, Shane and Jack, and a daughter, Hailey.

KLEIN KUBIAK

National Scout/Special Projects

DALLAS DALLAS DALLAS
COWBOYS



Klein Kubiak joined the Dallas Cowboys personnel department in 2019 as the midwest area scout after spending the last five years with the Denver Broncos.

For the 2022 season, Kubiak was given the role of national scout and special projects.

Kubiak joined the Broncos in 2014 as a personnel intern, then he was promoted to personnel assistant in 2015. As an assistant, he was charged with evaluating pro prospects and creating advance scouting reports while also scouting colleges in Colorado and Wyoming. From 2016-18 Kubiak served as the Broncos southwest area scout.

Before joining the Broncos, Kubiak lettered four years as a wide receiver at Rice University (2010-13). He was the Houston Texans salary cap intern in the summer of 2012 and a finance intern for the McNair Group in the summer of 2013.

Kubiak finished his prep career at Strake Jesuit High School in Houston where he earned all-district honors in football and baseball. He is the son of longtime NFL coach Gary Kubiak and the younger brother of Browns Passing Game Coordinator/Quarterbacks Klint Kubiak.

BRETT MAXIE II

Mid-States Area Scout

DALLAS DALLAS DALLAS
COWBOYS



Brett Maxie joined the Cowboys Scouting Department in 2017 as a college scout after serving as an intern in the department for two years.

In his role, Maxie is assigned area scout duties while also continuing to work in-house, helping with scouting operations.

While an intern in the department, Maxie assisted in the evaluation and scouting of upcoming opponents while also helping the complete college scouting process leading up to the NFL Draft.

The Metairie, La., native received his bachelor's degree in communications from Kent State in 2014, while also playing quarterback for the school's football team.

Maxie's father, Brett, coached defensive backs for the Tampa Bay Buccaneers (2016-18) and Dallas Cowboys (2008-11) and is currently the defensive passing game coordinator at the University of Colorado.

HENRY SROKA

Pro Scout

DALLAS DALLAS DALLAS
COWBOYS



Henry Sroka joined the Cowboys in 1999 after 18 years as a college coach and served as their southwest area scout from 2006-07 before moving to west area scout in 2008-09 and pro scout in 2010. In 2003 he became the club's midwest area scout after four years of working for Dallas as a scout administered by the BLESTO Scouting Combine. Sroka first gained NFL experience during a coaching fellowship with the Detroit Lions during training camps in 1991-94.

Prior to joining the Cowboys, Sroka spent the 1998 season as defensive backs coach at the University of Redlands. From 1988-97 he coached running backs under former Dallas scout Jim Hess at New Mexico State and was part of the school's first winning season in 14 years when the team posted a 6-5 mark in 1992. Prior

to that, Sroka was the strength and conditioning, kicking and defensive backs coach at Wichita State University from 1985-87. He served as a graduate assistant coach at Arizona State from 1981-85, where he worked with the Sun Devils kickers and running backs.

Sroka graduated from St. Mary's College in California in 1978 and went on to earn a master's degree from Arizona State. He was a running back and kicker for St. Mary's, where he was awarded the Albert Rahill Award for team loyalty. Prior to playing for St. Mary's, Sroka was a running back and kicker for the College of San Mateo.

Sroka was born in Mexico City, Mexico. He and his wife, Linn, are the parents of a daughter, Maria del Pilar, and sons, Dominic and Mikael.

JUSTIN STUCKY

Atlantic Area Scout

DALLAS DALLAS DALLAS
COWBOYS



Justin Stucky joined the Cowboys Scouting Department as the club's college scouting intern in July 2009. He was a college scouting assistant in 2011, became the team's combine scout in May 2012, and for the 2015 season, was named the northeast area scout. In 2021 he moved to cover the Atlantic region. In his role as combine scout, Stucky covered the midwest region, compiling and generating draft prospect scouting infor-

mation for National Football Scouts, Inc. He continues to serve as a college scout for the northeast area of the country.

Stucky graduated from the University of Kansas with a degree in sports management and a minor in business, where he was a freshman walk-on safety.

He and his wife, Katie, have two daughters, Julie, and Molly.

BO TALIAFERRO

(TAHL-ih-fur)

Northeast Area Scout

DALLAS DALLAS DALLAS
COWBOYS



Bo Taliaferro joined the Cowboys Scouting Department following the 2019 NFL Draft as a college scout and will again scout the northeast region in 2022.

Taliaferro came to Dallas after spending one season as a recruiting assistant at Michigan State University. Prior to his time at MSU, Taliaferro was a volunteer scout for the Toronto Argonauts of the Canadian Football League (2017-18).

Taliaferro's first scouting job in the NFL came with the Buffalo Bills (2013) where he served as a college scouting assistant - a role he held for four years before becoming a BLESTO scout through the Bills (2016-17).

Taliaferro served as the assistant director of football operations at the University of Alabama-Birmingham

from 2012-13 where he was responsible for team travel, liaising with NFL scouts during campus visits and handling communications between the football program and the remainder of the school's campus.

Upon graduating from the University of Arkansas with a bachelor's degree in education and a master's in sports management, Taliaferro was an offensive intern for the Razorbacks football program for three years (2009-12).

While in school, Taliaferro was a student manager with the team, working mainly with the defense.

CHRIS VAUGHN

Assistant Director of College Scouting

DALLAS DALLAS DALLAS
COWBOYS



Chris Vaughn joined the Dallas Cowboys in 2017 as the team's southeast area scout. Vaughn came to the Cowboys personnel department with 18 years of collegiate coaching experience, most recently spending two seasons in Austin at the University of Texas.

In 2022 Vaughn was elevated to assistant director of college scouting where he will work closer with Will McClay and the top decision makers on identifying future talent for the Cowboys roster.

While with the Longhorns, Vaughn coached defensive backs (2014-15) while also serving as the school's special teams coordinator in 2014.

Before coaching in Austin, Vaughn coached cornerbacks at Memphis for two seasons (2012-13). Prior to

Memphis, he spent four seasons as the defensive backs coach/recruiting coordinator at Ole Miss (2008-11).

Vaughn was at Arkansas for eight years coaching linebackers, safeties, cornerbacks and serving as the director of on-campus recruiting (2006).

Vaughn had a brief stint (Jan.-Feb., 2000) at Tulsa as his first coaching job, after serving as a graduate assistant at Arkansas in 1999.

Vaughn earned four letters as a linebacker at Murray State, winning Ohio Valley Conference titles in 1995 and 1996. A native of Tallahassee, Fla., Vaughn and his wife, Marquette, have a son, Chris II, and two daughters, Cienna Marquette and Camryn McNeil.

ROSS WUENSCHÉ (WIN-she)

National Scout

DALLAS DALLAS DALLAS
COWBOYS



Ross Wuensché became a full time scouting assistant in 2013 after spending the 2012 season as an intern in the Personnel Department, and in 2015, he became an area scout.

Wuensché was elevated to a national scout in 2022 after seven seasons as an area scout for the team, broadening his search area and responsibilities in mining the collegiate programs for talented players.

In his role as a scouting assistant, Wuensché assisted scouts while they were on the road and focused

his time as a college area scout in 2015 and covered the midwest/mid-states while also evaluating collegiate talent. He is also responsible for making college player cut ups.

Prior to joining the Cowboys, Wuensché worked for Texas A&M football. He graduated from A&M with a sports management degree and a minor in business.

Wuensché and his wife, Courtney, were married in June, 2019.

JIM MAURER

Head Athletic Trainer

Jim Maurer begins his 33rd season as a Dallas Cowboys athletic trainer, serving the last 27 years as the club's head athletic trainer.

Maurer and his staff earned the 2021 Ed Block NFL Athletic Training Staff of the Year by the Professional Football Athletic Training Society, a prestigious honor following a particularly trying 2020 season with a myriad of injuries and constantly evolving NFL protocols put in place to combat the COVID-19 pandemic. Named in honor of Ed Block - a former Baltimore Colts head athletic trainer - the award is given annually to the athletic training staff that exemplifies courage, compassion, commitment and community.

Following the 2016 season, Maurer was named NFL Athletic Trainer of the Year by The NFL Physicians Society. Maurer originally took over responsibility of the Athletic Training Department in 1996 after serving as an assistant athletic trainer in Dallas for six years. He served as a graduate assistant with the Cowboys for two seasons prior to being hired full time in 1990.

Maurer was elected to the Professional Football Athletic Trainers Society (PFATS) Executive Board as the NFC head athletic trainer representative in 1999. He was re-elected to the same position for a fourth term in 2007 and held the position until 2010. Following the 2002 season, Maurer and his staff were recognized as the NFL Athletic Training Staff of the Year by their peers. Maurer was also appointed to the NFL Musculoskeletal Committee in 2018.

A Dallas native, Maurer earned a degree in physical education in 1988 from Southern Methodist University, where he worked with the football and swim teams.

Maurer worked as a summer assistant with the Kansas City Chiefs in 1987, after spending the summer of 1986 with the Cowboys in the same capacity.

Maurer has two sons, Nicholas and Benjamin. Maurer and his wife, Jodi, reside in Frisco, Texas.



BRITT BROWN

Associate Athletic Trainer Director of Rehabilitation

Britt Brown is in his 30th year as an athletic trainer in the NFL and his 26th as part of the Cowboys athletic training staff. As associate athletic trainer/director of rehabilitation, Brown supervises the Cowboys medical rehabilitation program and assists with treatment programs.

Following a challenging and unprecedented 2020 season, Brown and the Cowboys athletic training staff were recognized as the NFL Athletic Training Staff of the Year by their peers. Brown worked extensively with quarterback Dak Prescott in his rehab to return from a gruesome ankle injury suffered in the 2020 season and helped Prescott to establish a franchise-record and career-best 37 passing touchdowns in his first season back on the field. For his performance, Prescott earned the 2022 Ed Block Courage Award from his peers.

In preparing for the 2019 season, Brown was tabbed to help Travis Frederick (Guillain-Barré syndrome) return to action. In addition to missing the 2018 season with the illness, Frederick underwent abdominal and shoulder surgeries during the 2019 offseason. Brown's work helped return the perennial Pro Bowler to form, playing all 16 games to earn his fifth career all-star nod and the club's Ed Block Courage Award.

Following the 2018 season, Brown was inducted in the Lampasas Football Hall of Fame for his accomplishments off the playing field.

Prior to coming to Dallas, Brown spent four years (1992-95) with the Miami Dolphins as an assistant athletic trainer. Brown currently serves as the Program Coordinator for the NFL/Professional Football Athletic Trainers Society (PFATS) Ethnic Minority Scholarship. Following the 2002 season, Brown and the Cowboys athletic training staff were recognized as the NFL Athletic Training Staff of the Year by their peers.

Before joining the Dolphins, Brown was the head basketball athletic trainer and assistant football athletic trainer at Southern Methodist University from 1989-92, where he also coordinated travel for the Mustangs basketball team. While earning a degree in secondary education/biology with an emphasis in athletic training (1982-87) and a master's degree in physical education/exercise physiology (1988-89) from Texas Christian University, he worked with the Horned Frogs football and baseball teams as a student athletic trainer. Brown worked as a part-time assistant athletic trainer for the Cowboys in 1986 and 1987 while attending TCU.

A native of Lampasas, Texas, Brown has a son, Chase, and two daughters, Sydney and Payton.



GREG GAITHER

Assistant Athletic Trainer

DALLAS DALLAS DALLAS
COWBOYS



Greg Gaither enters his 22nd season as a full-time member of the Cowboys athletic training staff after originally serving a two-year stint with the club as a graduate assistant (1997-98). He assists with coordinating player rehabilitation and treatment programs while overseeing all medical records.

Following a challenging and unprecedented 2020 season, Gaither and the Cowboys athletic training staff were recognized as the NFL Athletic Training Staff of the Year by their peers. Gaither was then named the NFC Assistant Athletic Trainer of the Year following the 2021 season.

Following the 2002 season, Gaither and the rest of the Cowboys athletic training staff were recognized as the NFL Athletic Training Staff of the Year by their

peers. Named in honor of Ed Block - a former Baltimore Colts head athletic trainer - the award is given annually to the athletic training staff that exemplifies courage, compassion, commitment and community.

Gaither returned to the Cowboys after two years on the athletic training staff at Kansas State University. He originally joined the Wildcats in the summer of 1999 as a graduate assistant working in both football and baseball. In 2000 he was promoted to a full-time role as assistant athletic trainer.

A native of Dallas, Gaither graduated from Southern Methodist University with a bachelor's degree, and received his master's degree from Kansas State University. Gaither and his wife, Leah, reside in Dallas with their son, Grayson and daughter Haley.

HANSON YANG

Assistant Athletic Trainer Physical Therapist

DALLAS DALLAS DALLAS
COWBOYS



Hanson Yang enters his 11th season with the Dallas Cowboys Athletic Training department as an assistant athletic trainer and physical therapist. In his role, Yang will continue to assist the athletic training staff with their day-to-day responsibilities as well as work with Director of Rehabilitation Britt Brown in the rehab process of injured players.

Following a challenging and unprecedented 2020 season, Yang and the Cowboys athletic training staff were recognized as the NFL Athletic Training Staff of the Year by their peers.

Yang arrived in Dallas after spending six years at the University of Texas, first as a student athletic trainer for the football, men's basketball, tennis, swimming and rug-

by teams (2002-06), then as a physical therapy aid and athletic trainer for the school's student health services. He continued his work in the field of physical therapy and rehabilitation at Health South Rehabilitation Hospital in Wichita Falls, Texas, Methodist Hospital in Houston, Texas, The Institute for Sports and Spine Rehab in Plano, Texas and Elite Sports Medicine in Waco, Texas.

Yang received his degree in athletic training from the University of Texas, then his Master of Science in Kinesiology from the University of Nevada, Las Vegas. He earned his doctorate in physical therapy from Texas Tech in 2012.

Yang and his wife, Sarah, were married in April, 2015 and have a daughter, Lucy.

FOOTBALL
STAFF

PLAYERS

2021 SEASON

RECORDS

PLAYOFF
RECORDS

HISTORY

SIDELINES

SCOTT SEHNERT

Director of Sports Performance



Scott Sehnert was named the Dallas Cowboys director of sports performance leading into the 2016 season. In his role, Sehnert works closely with the athletic trainers and strength and conditioning coaches in developing player-specific nutrition and recovery plans.

Sehnert came to Dallas after spending the previous seven years as the sports dietitian at Auburn University. In his role at Auburn, Sehnert oversaw the sports nutrition needs for AU's 21 varsity sports, including nutrition education, counseling, training tables, body composition analysis and supplement evaluation.

Sehnert earned his bachelor's degree in dietetics from Ball State in 2003. He earned his first master's degree in nutritional sciences with a wellness and sports nutrition emphasis from the University of Kentucky in 2005. He completed his clinical training at UK's Chandler Medical Center and the Lexington V.A. Hospital.

Sehnert then earned a master's in kinesiology with a concentration in exercise physiology from Michigan State University in 2009.

Upon completion of his first master's and clinical training, Sehnert spent three months as an intern with the U.S. Speed Skating Team and the University of Utah Sports Nutrition Program (2005). While working towards his second master's, Sehnert was the coordinator of sports and cardiovascular nutrition program at Michigan State. During the final year of his master's program, he worked as an intern with the Spartans strength and conditioning staff.

Sehnert is a Registered Dietitian with the Academy of Nutrition and Dietetics (AND) and a member of the Sports, Cardiovascular and Wellness Nutrition group. He holds certifications with the AND as a Board Certified Specialist in Sports Dietetics and with the National Strength and Conditioning Association as a Certified Strength and Conditioning Specialist. He is an active member with the Collegiate and Professional Sports Dietitians Association.

Sehnert and his wife, Beth, have a son, Leland, and a daughter, Lyla.

MIKE MAPLES

Director of Video



Mike Maples rejoined the Dallas Cowboys as the director of video for the 2021 season, following the departure of longtime director Robert Blackwell.

Maples comes back to the Cowboys after spending 13 seasons as the director of video services at TCU. In his role, Maples handled all in-house digital recording and video equipment, coordinated the filming of all practices and games, handled all video exchange between TCU and its opponents and broke down all footage, providing cut-ups of every game for the coaching staff.

Maples originally joined the Cowboys as an assistant and then assistant director of video in 1996 and spent five seasons with the club before leaving to join SMU to serve as the director of video services - a role which he filled for eight seasons.

With the Cowboys, Maples is responsible for acquisition and maintenance of the club's vast digital video library of NFL and assisting with college games. The technology department generates video, stats and scouting reports on upcoming opponents for the coaching staff. Maples also oversees the input of Dallas Cowboys game video and its conversion to iPads for coaches and players to review immediately after games.

Maples earned his bachelor's degree in Radio, Television and Film from the University of North Texas.

Maples and his wife, Sara, both natives of Coppell, live in Flower Mound and are the parents of two daughters, Emma and Kate.

SAM CROMLEY

Assistant Director of Video

DALLAS DALLAS DALLAS
COWBOYS

Sam Cromley enters his 15th season with the Dallas Cowboys - 10th as the team's assistant video director. His job duties include filming team practices and games, as well as importing and organizing practice through the DVSport Network. Cromley joined the organization in 2008 as a video assistant, working with both the Cowboys and the Dallas Desperados, formerly of the Arena Football League, where he was the team's video director for its final season.

He served as the assistant video coordinator at TCU from 2004-07 where he filmed for the Horned Frogs football team. Cromley was awarded Video Coordinator(s) of the Year for the Mountain West Conference along with Director Mike Martin during the

2006-07 season. Prior to TCU, Cromley was a student video assistant at Texas State University in 2001 and a student video assistant for the University of Houston from 1997-99 where he filmed football, basketball, women's soccer, track and field and swimming while being named MVP of the video department in 1999.

Born in Taipei, Taiwan, Cromley was raised in San Antonio, Texas before graduating with a bachelor's degree in mass communications from Texas State University and a master's degree in liberal arts from TCU. Cromley was honored in 2015 as a recognized Alumni from Southwest High School in San Antonio.

Cromley and his wife Bettina, live in Richardson, Texas with their sons, Jaxon and Cole.

MIKE McCORD

Equipment Director

DALLAS DALLAS DALLAS
COWBOYS

Mike McCord is now in his 34th season with the Cowboys, his 31st in the equipment department and his 29th heading up the department.

McCord originally joined the Cowboys in 1989 as the assistant ticket manager, spending two years in that capacity before moving to the football operations department in 1991. Before coming to Dallas, McCord spent two-and-a-half years with the University of Texas athletic department, one-and-a-half years as a part-time

student assistant before receiving his B.B.A. in marketing and then one year as a full-time intern for the Longhorns.

A native of Clovis, N.M., McCord graduated from Roosevelt High School in San Antonio, Texas, and spent two years attending Southwest Texas State before transferring to the University of Texas. He and his wife, Jan, live in Flower Mound, Texas, with their daughter, Megan, and son, Brock.

BUCKY BUCHANAN

Equipment Manager

DALLAS DALLAS DALLAS
COWBOYS

William Andrew "Bucky" Buchanan begins his 29th year as the Cowboys equipment manager. Buchanan officially joined the Cowboys in 1994 after spending many weekends and summers in the equipment room helping his father, "Buck" Buchanan, the Cowboys equipment manager from 1973-93.

Before coming to the Cowboys, Buchanan spent one-and-a-half years with Willis Medical in Richardson,

Texas, and 10 years with the Skaggs Alpha Beta grocery store chain.

A native of Plano, Texas, Buchanan graduated from Plano High School. He has two sons - Thomas II and Brett. He and his wife, Deb, now reside in Highland Village, Texas, with four children, Jacob, Samantha, William and Cameron Buchanan Dean.

DYLAN KEANE

Assistant Equipment Manager

DALLAS DALLAS DALLAS
COWBOYS

Dylan Keane originally joined the Dallas Cowboys organization in 2008, assisting in the equipment room of the Dallas Desperados. He became a part of the Dallas Cowboys equipment staff leading up to the 2009 season as an equipment intern.

In 2012 Keane became an equipment assistant, a position he has held for the previous nine seasons.

Before landing with the Dallas Cowboys, Keane worked as a service technician for Jonmar Services.

Born in Lubbock, Texas, Keane went to high school in nearby Rockwall and attended classes at the University of North Texas.





PLAYERS

© 2005 NFL Properties, Inc. All rights reserved. Dallas Cowboys and the Dallas Cowboys logo are registered trademarks of the Dallas Cowboys Football Club, L.P. All other trademarks are the property of their respective owners.

BRYAN ANGER

5 • Punter


6-3 • 214 • 10/6/88

California • FA-'21

NFL: 11th Year • Cowboys: 2nd Year

Games/Starts: 2021-16/0; Career-159/0

Postseason: 2021-1/0; Career-3/0



PRO: In order to provide competition at punter, the Dallas Cowboys signed tested veteran Bryan Anger in April 2021. Anger, a 10-year vet, has punted 716 times with a 46.4-yard gross, a 41.0-yard net, 256 downed inside the 20 and a long of 73. He is ninth on the NFL's all-time list for net yards (41.0) and 11th in gross yards (46.4). Since coming into the league in 2012, Anger is fourth in the league with 716 punts, 12th with a 46.4 gross average and 13th with a net of 41.0. Originally drafted in the third round (70th overall) of the 2012 NFL Draft by Jacksonville, Anger landed in Dallas after playing nine NFL seasons, including four with the Jaguars (2012-15), three in Tampa Bay (2016-18) and two in Houston (2019-20). His first year in Dallas was record breaking as he led the NFL with a team-record 44.6 net average, which was also good for fourth in NFL history. He also set a personal best with a 48.4 gross average. Anger signed a three-year contract with the Cowboys during 2022 free agency.



TRANSACTION SUMMARY:

- 3/24/22:** Signed a three-year contract with Dallas through 2024.
- 3/18/21:** Released by Houston and signed with Dallas (4/7) through 2021.
- 9/17/19:** Re-signed with Houston and signed a three-year extension with Houston through 2022 (12/28).
- 3/12/19:** Released by Tampa Bay, signed with Houston (7/23) and released (8/31).
- 12/31/16:** Signed a five-year extension with Tampa Bay through 2021.
- 3/23/16:** Signed as an unrestricted free agent with Tampa Bay through 2016.
- 4/27/12:** Drafted in the third round (70th overall) by Jacksonville.

2021:

- Earned his first trip to the Pro Bowl, leading the league and establishing a team record and personal-best 44.6 net average (tied for fourth in NFL history). He had a career-best 48.4 gross (best in team history).
- Was the fourth Cowboys punter to earn a Pro Bowl spot while also earning second-team All-Pro honors.
- Made his Cowboys debut in the opener at Tampa Bay (9/9) and punted three times with a gross of 49.0, net of 42.0 with one downed inside the 20.
- The game at Denver (11/7) marked his 150th career game, then on Thanksgiving Day against Las Vegas (11/25) logged season-highs for punts (seven) and gross average (55.0) with a 50.1 net.
- Named the special teams captain at New Orleans (12/2) and tied his season high with seven punts with a net of 42.9, two downed inside the 20 and a long of 60.
- Landed all four of his punts inside the 10-yard line, establishing a season-high of punts downed inside the 20 at the N.Y. Giants (12/19). He is the only Cowboys punter since 2000 to land four inside the 10-yard line in a game.
- In the Wild Card Playoff game against San Francisco (1/16/22), established team postseason records in net (51.4) and gross (53.6) averages while completing a 16-yard pass to C.J. Goodwin on a fake punt - the first-ever pass attempt by a Cowboys punter in the postseason.

2020 (Houston):

- Played in all 16 games for the eighth time in his career and averaged 46.4 yards-per-punt with a net of 41.8, 19 downed inside the 20, six touchbacks and a long of 67.
- Punted a season-high six times at Pittsburgh (9/27) and had his long of 67 against Green Bay (10/25).
- Notched a season-best 56.0 gross (second-highest of his career) and 45.7 net at Cleveland (11/15).
- With four punts for 180 yards against Cincinnati (12/27), joined Shane Lechler and Johnny Hekker as the only punters in NFL history with 30,000 punt yards and a 46.0 average in their first nine seasons.

2019 (Tampa Bay/Houston):

- Released by Tampa in March and signed with Houston at the start of training camp.
- In his first season with Houston, played in 14 games and both playoff contests for the Texans, missing the first two games after being released at final cuts and re-signed Sept. 17.
- Finished with a gross of 46.5 yards and a career-best 44.5-yard net - second in the NFL in 2019.
- In postseason play, had the highest net average in Texans history, and his five punts inside the 20 were second.
- Made his Texans debut against the LA Chargers (9/22).
- Notched a season-best 51.4 net against Carolina (9/29), along with a season-long 71-yarder, then had his season-best gross (51.8) against Oakland (10/27).
- In the game against Indianapolis (11/21), logged his 200th career punt downed inside the 20 on his 576th career punt to join Hekker as the only two men with 200 punts inside the 20 on less than 600 career punts.
- Made his postseason debut in the Wild Card game against Buffalo (1/4/20) and punted five times with a gross of 43.2, net of 41.6, long of 56 and three downed inside the 20.

2018 (Tampa Bay):

- Played in all 16 games for the seventh straight season and punted 57 times for a gross of 45.0, a net of 38.9 with 15 downed inside the 20 and a single-season career-best tying four touchbacks. Also had two tackles.
- Punted a season-high six times against Philadelphia (9/16) and against Carolina (12/2).
- Logged his season-long punt of 64 yards against Pittsburgh (9/24).
- Had a season-best net of 44.8 against San Francisco (11/25).

LEGEND



Pro Bowl Trophy –
Pro Bowl Selection



Lombardi Trophy –
Super Bowl
Appearance

2017 (Tampa Bay):

- Had 24 punts downed inside the 20, five touchbacks, a net of 39.5 and gross of 44.0 on 65 punts.
- His season-high gross (53.3) came at Atlanta (11/26) and his season-best net (53.5) against New Orleans (12/31).
- Punted a season-high six times in five different games.

2016 (Tampa Bay):

- Set Buccaneers single-season records with a 45.9 gross average, 42.7 net and 37 punts downed inside the 20.
- Ranked fourth in the NFL in net and tied for third with his 37 inside the 20.
- Made his Tampa Bay debut at Atlanta (9/11).
- Named Special Teams Player of the Week after having all five of his punts against Carolina (1/1/17) downed inside the 20.

2015 (Jacksonville):

- Punted 80 times for a 46.3-yard gross, 39.5-yard net with 26 downed inside the 20.
- Had a season-long 63-yarder with a season-best 55.3 gross against Tampa Bay (10/11).

2014 (Jacksonville):

- Second in the NFL with 94 punts and a 47.5-yard average. Had a 39.6-yard net and 25 downed inside the 20.
- Second in single-season team history for punts and gross average.
- Had a long of 50 yards-or-more in 15 games, 60 yards-or-more in 10 games and punted a season-high eight times in three games.

2013 (Jacksonville):

- Finished his second season with a franchise record 95 punts, averaging 45.7 yards-per-boot with a net of 45.7 and 31 downed inside the 20.
- Established a franchise record with 11 punts (50.5 average and 41.5 net) against Kansas City (9/8).
- Had a career-best six kicks downed inside the 20 against Arizona (11/17).

2012 (Jacksonville):

- Played in all 16 games as a rookie, serving as the team's punter and holder, punting 91 times with a 47.8 gross, 40.8 net with 31 downed inside the 20.
- Set then NFL rookie records for gross and net average and was third in the league with 40 punts of 50-plus yards.
- Made his NFL debut in the opener at Minnesota (9/9), then had a season-high nine punts against Houston (9/16).
- Tied his season-high with nine punts at Oakland (10/21), then notched his season-high net of 50.5, along with his career-long 73-yarder against Detroit (11/4).
- Had five punts downed inside the 20 against the N.Y. Jets (12/9).
- Averaged a season-best 56.3 yards-per-punt against New England (12/23).

COLLEGE:

- Four-year letterman, playing in 51 games at California (2007-11) and punting 255 times with a gross of 43.5, net of 38.2 with 90 downed inside the 20.
- Finished his collegiate career second in school history, sixth in conference history, in gross average.
- Had a career-best 39.7 net (10th in the nation), again earning All-Conference honors as a senior.
- As a junior, established a school record for gross average (45.6 - sixth in the nation), and his 39.1-yard net was third, earning All-Pac 10 first-team honors.
- In 2009 as a sophomore, All-Pac 10 first-team selection, averaging 41.5 yards-per-punt with 24 downed inside the 20 and a net of 37.1 on 69 boots.
- As a redshirt freshman, punted 71 times for a gross of 43.1 and net of 37.2 with 26 downed inside the 20.

PERSONAL:

- Punted for Camarillo, Calif., High School through his junior and senior years, earning All-America honors as a senior, averaging 41.8 yards-per-punt with 11 downed inside the 20.
- As a senior wide receiver, caught 42 passes for 678 yards and six touchdowns.
- Graduated with a degree in integrative biology.

COMMUNITY:

- 2021 NFL My Cause My Cleats campaign - Project Restoration Foundation.
- 2022 Dallas Cowboys Draft Day/Fan Appreciation Party.

ANGER'S NFL TOTALS**PUNTING**

Year Team	GP-GS	No	Yds	Avg	TB	In 20	Lng	Blk	Opp Ret	Ret Yds	Net
2012 Jacksonville	16-0	91	4,353	47.8	5	31	73	1	40	495	40.8
2013 Jacksonville	16-0	95	4,338	45.7	8	31	61	0	47	330	40.5
2014 Jacksonville	16-0	94	4,464	47.5	10	25	69	2	52	464	39.6
2015 Jacksonville	16-0	80	3,700	46.3	4	26	63	0	45	462	39.5
2016 Tampa Bay	16-0	70	3,215	45.9	5	37	59	0	24	128	42.7
2017 Tampa Bay	16-0	65	2,857	44.0	5	24	62	1	27	153	39.5
2018 Tampa Bay	16-0	57	2,567	45.0	4	15	64	1	27	231	38.9
2019 Houston	14-0	45	2,094	46.5	2	24	71	0	17	53	44.5
2020 Houston	16-0	54	2,505	46.4	6	19	67	0	19	128	41.8
2021 Dallas	17-0	65	3,143	48.4	4	24	63	0	25	163	44.6
Totals	159-0	716	33,236	46.4	53	256	73	5	323	2,607	41.0
Playoffs											
2019 Houston	2-0	8	353	44.1	0	5	56	0	3	9	43.0
2021 Dallas	1-0	5	268	53.6	0	3	59	0	1	11	51.4
Totals	3-0	13	621	47.8	3	8	59	0	4	20	46.2

ANGER'S COWBOYS TOTALS, cont.

ADDITIONAL STATISTICS

Kickoffs – 2014 (2, 0 TB), 2016 (2, 0 TB), 2018 (1, 0 TB), 2019 (1, 0 TB), 2020 (2, 0 TB). **Totals: 8, 0 TB.**

Special Teams Tackles – 2012 (3), 2013 (2), 2015 (2), 2016 (2), 2017 (1), 2018 (2), 2020 (1). **Totals: 13.**

Passing – 2014 (1 for 1, 19 yards), 2018 (0 for 1). **Totals: 1 for 2, 19 yards.**
Playoffs – 2021 (1 for 1, 16 yards).

Rushing – 2013 (1 for 0 yards), 2019 (1 for -5 yards). **Totals: 2 for -5 yards.**

SINGLE-GAME HIGHS

Punts – 11 vs. Kansas City, 9/8/13

Playoffs – 5 vs. Buffalo, 1/4/20 and vs. SF, 1/16/22

Gross Average – 56.3 vs. New England, 12/23/12

Playoffs – 53.6 vs. San Francisco, 1/16/22

IN20 – 6 vs. Arizona, 11/17/13

Playoffs – 3 vs. Buffalo, 1/4/20 and vs. SF, 1/16/22

Net Average – 51.4 vs. Carolina, 9/29/19

Playoffs – 51.4 vs. San Francisco, 1/16/22

Long – 73 vs. Detroit, 11/4/12

Playoffs – 59 vs. San Francisco, 1/16/22

ANGER'S CAREER GAME-BY-GAME
PUNTING

2012 (Jacksonville)

Game	No	Yds	Avg	TB	In				Opp				
					20	Lg	Blk	Yds	Net	20	Lg	Blk	Yds
L-@ Min 9/9	4	214	53.7	1	1	57	0	22	43.0				
L-Hou 9/16	9	470	52.2	0	3	60	0	77	43.7				
W-@ Ind 9/23	6	321	53.5	1	1	66	0	29	45.3				
L-Cin 9/30	6	295	49.2	1	0	61	0	33	40.3				
L-Chi 10/7	6	291	48.5	0	2	65	0	8	47.2				
L-@ Oak 10/21	9	379	42.1	1	2	55	0	6	39.2				
L-@ GB 10/28	5	203	40.6	1	0	57	1	0	30.5				
L-Det 11/4	4	202	50.5	0	3	73	0	0	50.5				
L-Ind 11/8	5	236	47.2	0	1	57	0	12	44.8				
L-@ Hou 11/18	5	242	48.4	0	1	62	0	76	33.2				
W-Ten 11/25	5	235	47.0	0	4	65	0	0	47.0				
L-@ Buf 12/2	5	208	41.6	0	3	52	0	12	39.2				
L-NYJ 12/9	8	363	45.4	0	5	55	0	18	43.1				
L-@ Mia 12/16	5	237	47.4	0	2	53	0	0	47.4				
L-NE 12/23	4	225	56.3	0	2	65	0	42	45.8				
L-@ Ten 12/30	5	232	46.4	0	1	54	0	160	14.4				
Totals	91	4,353	47.8	5	31	73	1	495	40.8				

2013 (Jacksonville)

Game	No	Yds	Avg	TB	In				Opp				
					20	Lg	Blk	Yds	Net	20	Lg	Blk	Yds
L-KC 9/8	11	556	50.5	1	2	58	0	80	41.5				
L-@ Oak 9/15	8	349	43.6	0	3	57	0	33	39.5				
L-@ Sea 9/22	7	299	42.7	0	2	48	0	33	38.0				
L-Ind 9/29	6	290	48.3	0	1	61	0	19	45.2				
L-@ StL 10/6	5	241	48.2	0	1	54	0	15	45.2				
L-@ Den 10/13	3	135	45.0	0	2	48	0	1	44.7				
L-SD 10/20	3	150	50.0	1	1	54	0	11	39.7				
L-SF 10/27	4	178	44.5	1	0	51	0	4	38.5				
W-@ Ten 11/10	7	304	43.4	1	3	53	0	15	38.4				
L-Ari 11/27	8	382	47.8	0	6	58	0	22	45.0				
W-@ Hou 11/24	6	259	43.2	2	2	59	0	19	33.3				
W-@ Cle 12/01	7	306	43.7	1	4	58	0	49	33.9				
W-Hou 12/5	8	341	42.6	1	1	57	0	21	37.5				
L-Buf 12/15	3	136	45.3	0	1	48	0	4	44.0				
L-Ten 12/22	4	182	45.5	0	2	56	0	-1	45.8				
L-@ Ind 12/29	5	230	46.0	0	0	49	0	5	45.0				
Totals	95	4,338	45.7	8	31	61	0	330	40.5				

2014 (Jacksonville)

Game	No	Yds	Avg	TB	In				Opp				
					20	Lg	Blk	Yds	Net	20	Lg	Blk	Yds
L-@ Phi 9/7	8	372	46.5	0	2	61	0	62	38.8				
L-@ Was 9/14	8	383	47.9	0	2	55	0	59	40.5				
L-Ind 9/21	5	232	46.4	1	1	61	0	0	42.4				
L-@ SD 9/28	2	111	55.5	0	0	63	0	2	44.5				
L-Pit 10/5	5	225	45.0	0	1	47	0	20	41.0				
L-@ Ten 10/12	6	286	47.7	1	1	64	0	16	41.7				
W-Cle 10/19	8	345	43.1	2	3	56	0	6	37.4				
L-Mia 10/26	4	187	46.8	0	2	54	0	10	44.3				
L-@ Cin 11/2	6	250	41.7	0	1	51	1	60	27.1				
L-Dal 11/9	6	283	47.2	1	0	60	0	24	39.8				
L-@ Ind 11/23	7	346	49.4	0	3	64	0	48	42.6				
W-NYG 11/30	7	367	52.4	0	2	66	0	48	45.6				
L-Hou 12/7	4	193	48.3	1	2	57	0	21	38.0				
L-@ Bal 12/14	5	267	53.4	1	1	69	1	49	33.0				
W-Ten 12/18	7	321	45.9	1	1	61	0	27	39.1				
L-@ Hou 12/28	6	296	49.3	1	2	61	1	12	44.0				
Totals	94	4,464	47.5	10	25	69	2	464	39.6				

2015 (Jacksonville)

Game	No	Yds	Avg	TB	In				Opp				
					20	Lg	Blk	Yds	Net	20	Lg	Blk	Yds
L-Car 9/13	5	231	46.2	0	2	56	0	46	37.0				
W-Mia 9/20	7	317	45.3	1	1	56	0	25	38.9				
L-@ NE 9/27	4	195	48.8	0	1	57	0	26	42.3				
L-@ Ind 10/4	8	307	38.4	0	5	47	0	16	36.4				
L-@ TB 10/11	4	221	55.3	0	1	63	0	85	34.0				
L-Hou 10/18	5	234	46.8	1	2	55	0	25	37.8				
W-Buf 10/25	6	269	44.8	0	0	56	0	37	38.7				
L-@ NYJ 11/8	5	203	40.6	0	3	50	0	42	32.2				
W-@ Bal 11/15	7	364	52.0	1	0	56	0	54	41.4				
W-Ten 11/19	4	192	48.0	0	3	59	0	15	44.3				
L-SD 11/29	3	124	41.3	0	1	51	0	33	30.3				
L-@ Ten 12/6	3	160	53.3	1	0	58	0	11	43.0				
W-Ind 12/13	5	228	45.6	0	1	53	0	7	44.2				
L-Atl 12/20	6	254	42.3	0	1	60	0	21	38.8				
L-@ NO 12/27	3	150	50.0	0	2	53	0	1	49.7				
L-Hou 1/3/16	5	251	50.2	0	3	60	0	18	46.6				
Totals	80	3,700	46.3	4	26	63	0	462	39.5				

2016 (Tampa Bay)

Game	No	Yds	Avg	TB	In				Opp				
					20	Lg	Blk	Yds	Net	20	Lg	Blk	Yds
W-@ Atl 9/11	5	247	49.4	0	2	57	0	22	45.0				
L-@ Ari 9/18	6	282	47.0	1	3	59	0	7	42.5				
L-LA 9/25	4	191	47.8	0	1	55	0	12	44.8				
L-Den 10/2	7	326	46.6	1	3	59	0	12	42.0				
W-@ Car 10/10	5	225	45.0	0	2	51	0	6	43.8				
W-@ SF 10/23	3	117	39.0	0	2	42	0	0	39.0				
L-Oak 10/30	8	384	48.0	1	3	55	0	33	41.4				
L-Atl 11/3	3	143	47.7	0	3	53	0	1	47.3				
W-Chi 11/13	5	214	42.8	0	2	54	0	-3	43.4				
W-@ KC 11/20	2	80	40.0	1	0	44	0	20	20.0				
W-Sea 11/27	4	160	40.0	0	4	56	0	0	40.0				
W-@SD 12/4	2	108	54.0	0	1	54	0	12	48.0				
W-NO 12/11	4	185	46.3	1	2	57	0	6	39.8				
L-@ Dal 12/18	4	171	42.8	0	1	53	0	0	42.8				
L-@ NO 12/24	3	153	51.0	0	3	55	0	0	51.0				
W-Car 1/1/17	5	229	45.8	0	5	53	0	0	45.8				
Totals	70	3,215	45.9	5	37	59	0	128	42.7				

2017 (Tampa Bay)

Game	No	Yds	Avg	TB	In				Opp				
					20	Lg	Blk	Yds	Net	20	Lg	Blk	Yds
W-Chi	3	146	48.7	0	1	54	0	10	45.3				
L-@ Min	4	163	40.8	0	0	47	0	0	40.8				
W-NYG	4	199	49.8	0	2	62	0	0	49.8				
L-NE	6	271	45.2	0	3	57	0	51	36.7				
L-@ Ari	4	154	38.5	0	3	45	0	0	38.5				
L-@ Buf	2	77	38.5	2	0	40	0	0	18.5				
L-Car	6	274	45.7	0	3	56	0	22	42.0				
L-@ NO	6	239	39.8	0	3	48	0	-5	34.9				
W-NYJ	6	260	43.3	2	1	59	1	-2	37.0				
W-@ Mia	6	249	41.5	0	2	62	0	20	38.2				
L-@ Atl	3	160	53.3										

2018 (Tampa Bay)

Game	No	Yds	Avg	TB	In			Opp		
					20	Lg	Blk	Yds	Net	
W-@ NO 9/9	1	42	42.0	0	0	42	0	0	42.0	
W-Phi 9/16	6	260	43.3	0	2	53	0	13	41.2	
L-Pit 9/24	3	126	42.0	0	1	64	0	16	36.7	
L-@ Chi 9/30	5	214	42.8	0	1	51	0	14	40.0	
L-@ Atl 10/14	2	81	40.5	0	1	44	0	14	33.5	
W-Cle 10/21	4	187	46.8	1	1	55	0	46	30.3	
L-@ Cin 10/28	3	149	49.7	0	0	61	0	29	40.0	
L-@ Car 11/4	5	231	46.2	0	2	52	0	12	43.8	
L-Was 11/11	1	44	44.0	1	0	44	0	0	24.0	
L-@ NYG 11/18	1	44	44.0	0	0	44	0	5	39.0	
W-SF 11/25	5	230	46.0	0	2	56	0	6	44.8	
W-Car 12/2	6	267	44.5	1	2	55	0	6	40.2	
L-NO 12/9	5	225	45.0	1	1	62	1	29	32.7	
L-@ Bal 12/16	4	163	40.8	1	1	48	0	0	35.8	
L-@ Dal 12/23	2	102	51.0	0	0	57	0	13	44.5	
L-Atl 12/30	4	202	50.5	0	1	59	0	28	43.5	
Totals	57	2,567	45.0	4	15	64	1	231	38.9	

2019 (Houston)

Game	No	Yds	Avg	TB	In			Opp		
					20	Lg	Blk	Yds	Net	
L-@ NO 9/9										
W-Jac 9/15					SIGNED 9/17					
W-@ LAC 9/22	4	180	45.0	0	3	55	0	-1	45.3	
L-Car 9/29	5	257	51.4	0	3	71	0	0	51.4	
W-Atl 10/6	1	35	35.0	0	0	35	0	0	35.0	
W-@ KC 10/13										
L-@ Ind 10/20	2	89	44.5	1	0	51	0	0	34.5	
W-Oak 10/27	4	207	51.8	1	1	63	0	3	46.0	
W-@ Jac 11/3	3	136	45.3	0	1	53	0	8	42.7	
L-@ Bal 11/17	3	112	37.3	0	1	41	0	4	36.0	
W-Ind 11/21	2	94	47.0	0	1	57	0	0	47.0	
W-NE 12/1	5	236	47.2	0	3	56	0	6	46.0	
L-Den 12/8	2	74	37.0	0	1	41	0	2	36.0	
W-@ Ten 12/15	4	185	46.3	0	3	60	0	19	41.5	
W-@ TB 12/21	5	241	48.2	0	3	55	0	3	47.6	
L-Ten 12/29	5	248	49.6	0	3	58	0	9	47.8	
Totals	45	2,094	46.5	2	24	71	0	53	44.5	

Playoffs

W-Buf 1/4/20	5	216	43.2	0	3	56	0	8	41.6
L-@ KC 1/12/20	3	137	45.7	0	2	50	0	1	45.3
Totals	8	353	44.1	0	5	56	0	9	43.0

2020 (Houston)

Game	No	Yds	Avg	TB	In			Opp		
					20	Lg	Blk	Yds	Net	
L-@ KC 9/10	3	123	41.0	0	2	42	0	0	41.0	
L-Bal 9/20	3	140	46.7	0	2	57	0	8	44.0	
L-@ Pit 9/27	6	291	48.5	0	1	58	0	25	44.3	
L-Min 10/4	4	201	50.3	1	0	59	0	6	43.8	
W-Jac 10/11	1	33	33.0	0	1	33	0	0	33.0	
L-@ Ten 10/18	4	209	52.3	1	1	56	0	20	42.3	
L-GB 10/25	4	205	51.3	1	2	67	0	6	44.8	
W-@ Jac 11/8	5	223	44.6	1	3	61	0	3	40.0	
L-@ Cle 11/15	3	168	56.0	1	0	64	0	11	45.7	
W-NE 11/22	4	161	40.3	0	1	44	0	3	39.5	
W-@ Det 11/26	3	117	39.0	0	1	41	0	0	39.0	
L-Ind 12/6	3	145	48.3	0	0	54	0	22	41.0	
L-@ Chi 12/13	4	172	43.0	0	0	50	0	4	42.0	
L-@ Ind 12/16	2	95	47.5	0	2	57	0	13	41.0	
L-Cin 12/27	4	180	45.0	1	2	51	0	7	38.3	
L-Ten 1/3/21	1	42	42.0	0	1	42	0	0	42.0	
Totals	54	2,505	46.4	6	19	67	0	128	41.8	

2021 (Dallas)

Game	No	Yds	Avg	TB	In			Opp		
					20	Lg	Blk	Yds	Net	
L-@ TB 9/9	3	147	49.0	0	1	62	0	21	42.0	
W-@ LAC 9/19	1	44	44.0	0	1	44	0	6	38.0	
W-Phi 9/27	4	202	50.5	0	2	57	0	-2	51.0	
W-Car 10/3	4	190	47.5	1	2	63	0	0	42.5	
W-NYG 10/10	1	61	61.0	0	1	61	0	7	54.0	
W-@ NE 10/17	1	51	51.0	0	0	51	0	23	28.0	
W-@ Min 10/31	4	181	45.3	0	1	54	0	7	43.5	
L-Den 11/7	4	194	48.5	2	1	55	0	1	38.3	
W-Atl 11/14	4	190	47.5	0	0	60	0	11	44.8	
L-@ KC 11/21	6	280	46.7	0	3	53	0	9	45.5	
L-LV 11/25	7	385	55.0	0	2	60	0	34	50.1	
W-@ NO 12/2	7	337	48.1	0	2	60	0	37	42.9	
W-@ Was 12/12	6	268	44.7	1	1	59	0	0	41.3	
W-@ NYG 12/19	4	160	40.0	0	4	50	0	0	40.0	
W-Was 12/26	4	214	53.5	0	1	62	0	14	50.0	
L-Ari 1/2/22	4	195	48.8	0	2	57	0	-5	50.0	
W-@ Phi 1/8/22	1	44	44.0	0	0	44	0	0	44.0	
Totals	65	3,143	48.4	4	24	63	0	163	44.6	

Playoffs

L-SF 1/16/22	5	268	53.6	0	3	59	0	11	51.4
--------------	---	-----	------	---	---	----	---	----	------

DORANCE ARMSTRONG

92 • Defensive End (DOOR-intz)

6-3 • 270 • 6/10/97

Kansas • D4a-18 (116th overall)

NFL: 5th Year • Cowboys: 5th Year

Games/Starts: 2021-13/5; Career-59/8

Postseason: 2021-1/0; Career-1/0



PRO: The Dallas Cowboys drafted DORANCE ARMSTRONG in the fourth round (116th overall) of the 2018 NFL Draft in the hopes that his combination of athleticism and relentless motor translated to the pro game. Through his first four NFL seasons, Armstrong has seen quality time as a reserve and has steadily improved. The 2021 season saw Armstrong set career-highs in tackles (37), sacks (5.0) and pressures (22). After playing in 59 games with eight starts in four seasons, Armstrong signed a two-year contract with Dallas in 2022, and he looks to compete for a starting spot on Dallas' defensive line.

TRANSACTION SUMMARY:

- 3/17/22:** Signed a two-year contract with Dallas through 2023.
- 4/28/18:** Drafted in the fourth round (116th overall) by Dallas.

2021:

- Played in 13 games with five starts and posted career highs in tackles (37), sacks (5.0, third on the team) and pressures (22, fourth). Also tied his career-high with two breakups and had a fumble recovery he returned 37 yards for his first career touchdown.

- Selected as a team captain for the Week 2 win at the LA Chargers (9/19), starting the game in place of DeMarcus Lawrence (foot), and had a tackle with a hurry.
- Was inactive/injured (ankle) for four games and returned at Minnesota (10/31) to the tune of three tackles and two hurries.
- In a start against Atlanta (11/14) in place of Randy Gregory (calf), blocked his first career punt while also logging a sack (along with three tackles and three hurries) to become the first player in the league with a sack and blocked punt in a game since Tarell Basham (as a N.Y. Jet) did it in 2019 at Baltimore (12/12).
- At Kansas City (11/21) logged a sack for the second consecutive game - his first career sack streak.
- Had a career-best six tackles and recovered a fumble that he returned 37 yards for his first career touchdown in the game at Washington (12/12), then logged two tackles, a pressure and a half sack at the N.Y. Giants (12/19).
- Logged a sack stat in his third straight outing, posting a sack along with four tackles, two pressures and a breakup against Arizona (1/2/22).
- Made his postseason debut in the Wild Card game against San Francisco (1/16/22) and had one tackle, one stop for a loss, one hurry and a pass breakup.

2020:

- Played in all 16 games for the first time in his short career and started two contests, posting 33 tackles, one for a loss, nine pressures, two breakups and two fumble recoveries.
- Added three tackles, a forced fumble and a fumble recovery on special teams coverage units.
- Logged his first start of the season, finishing with a tackle and a hurry against the N.Y. Giants (10/1).
- Selected as the special teams captain for the game against Cleveland (10/4).
- Recovered his first career fumble, adding a tackle on both defense and special teams at Philadelphia (11/1).
- Posted a career-best five tackles at Minnesota (11/22), then had three tackles on defense along with one tackle, a forced fumble and a recovered fumble on special teams against San Francisco (12/20).

2019:

- Played in 15 games for the second straight season and notched 16 tackles, two sacks, nine pressures and a forced fumble as a reserve defensive lineman. Also nabbed two tackles on special teams.
- Logged the first full sack of his career in the game against Green Bay (10/6), then had his first career forced fumble that was recovered by Jourdan Lewis and returned for a touchdown at the N.Y. Giants (11/4).
- Notched a career-best five tackles in the win at Minnesota (11/22).

2018:

- Played in 15 games with one start to log 15 tackles, a half sack, one tackle for a loss and six hurries as a rookie.
- Made his NFL debut as a reserve lineman and notched two tackles in the opener at Carolina (9/9), then made the first start of his career against Jacksonville (10/14) and had two tackles.
- Had his first sack stat, splitting one with Caraun Reid, against Tennessee (11/5).
- Was inactive for both of the club's playoff contests.

COLLEGE:

- Kansas football's first-ever Preseason Big 12 Defensive Player of the Year and unanimous All-Big 12 first-team honoree as a junior, starting all 12 games and ranked third on the team with 63 total tackles, nine tackles for loss and 1.5 sacks. Also had seven hurries, four pass breakups, three forced fumbles and one fumble recovery.
- A consensus Big 12 Conference first-team honoree, tallying 10.0 sacks, finishing fifth with 56 stops, 20 tackles for loss, five quarterback hurries, three forced fumbles and two fumbles recovered in his sophomore season.
- Saw action in all 12 games his freshman season, starting five straight contests to end the year, and totaled 23 tackles, five tackles for loss, 3.5 sacks, as well as four pass breakups.

PERSONAL:

- Closed his prep career as a first-team all-district selection at defensive end for North Shore High School in Houston, Texas.
- Majored in liberal arts and sciences.

COMMUNITY:

- 2018 Rookie Club presented by Essilor USA.
- 2018-19 Dallas Cowboys U High School Camp.
- 2019 Dallas Cowboys Draft Day/Fan Appreciation Party.
- 2019 NFL My Cause My Cleats Campaign.
- Annual Team Holiday Hospital Visits.
- Kick Off Luncheon and Dallas Cowboys Family Cookbook benefiting Happy Hill Farm.
- Make-A-Wish Foundation of North Texas.
- Salvation Army Angel Tree Christmas Program.

ARMSTRONG'S COWBOYS TOTALS

Year Team	GP-GS	DEFENSE										INTERCEPTIONS					FUMBLES REC				
		ST	AT	TT	Sks-Yds	Tk/Ls	QB	Prs	PBU	FF	No	Yds	Avg	Lg	TD	No	Yds	Avg	Lg	TD	
2018 Dallas	15-1	6	9	15	0.5(-1)	1(-2)	6	0	0	0	0	0	0.0	0	0	0	0.0	0	0	0	
2019 Dallas	15-0	10	6	16	2.0(-24)	0(0)	9	0	1	0	0	0	0.0	0	0	0	0.0	0	0	0	
2020 Dallas	16-2	26	7	33	0.0(0)	1(-2)	8	2	1	0	0	0	0.0	0	2	0	0.0	0	0	0	
2021 Dallas	13-5	23	14	37	5.0(-33)	0(0)	22	2	0	0	0	0	0.0	0	1	37	37.0	37ft	1		
Totals	59-8	65	36	101	7.5(-58)	2(-4)	45	4	2	0	0	0.0	0	0	3	37	12.3	37ft	1		
Playoffs																					
2018 Dallas	0-0	0	0	0	0.0(0)	0(0)	0	0	0	0	0	0	0.0	0	0	0	0.0	0	0	0	
2021 Dallas	1-0	1	0	1	0.0(0)	1(-11)	1	1	0	0	0	0.0	0	0	0	0	0.0	0	0	0	
Totals	2-0	1	0	1	0.0(0)	1(-11)	1	1	0	0	0	0.0	0	0	0	0	0.0	0	0		

ADDITIONAL STATISTICS

Special Teams Tackles – 2019 (1-1-2), 2020 (3-0-3, 1 FF, 1 FR), 2021 (1-0-1, 1 BP). Totals: 5-1-6, 1 FF, 1 FR, 1 BP.

JOSH BALL

75 • Tackle

6-8 • 320 • 5/15/98
 Marshall • D4b-'21 (138th overall)
 NFL: 2nd Year • Cowboys: 2nd Year
 Games/Starts: 2021-0/0-IR; Career-0/0
 Postseason: 2021-0/0-IR; Career-0/0

DALLAS DALLAS DALLAS
COWBOYS



PRO: The Dallas Cowboys added depth to their offensive line with the selection of offensive tackle Josh Ball out of Marshall in the fourth round (138th overall) of the 2021 NFL Draft. As a rookie in Dallas, Ball suffered an ankle injury in training camp and spent the entire season on Reserve/Injured. He returned to practice on Dec. 22 but reverted back to IR. Ball began his career at Florida State where he started nine games at left tackle as a redshirt freshman. He transferred to Butler Community College as a sophomore in 2018 where he played in 12 games as the team's starting left tackle before transferring once more to Marshall, where he played his final 21 collegiate games, including eight starts.

TRANSACTION SUMMARY:

- 12/22/21: Designated for return.
- 9/2/21: Placed on Reserve/Injured with an ankle injury.
- 5/1/21: Drafted in the fourth round (138th overall) by Dallas.

2021:

- Injured his ankle in training camp and spent the season on Reserve/Injured.
- Landed on the Reserve/Injured list after the final cut date, making him eligible to return, with an ankle injury suffered in a training camp practice.
- Returned to practice on Dec. 22 and finished the season on the Reserve/Designated for Return list.

COLLEGE:

- Started all eight games played, with seven starts at right tackle and one at left tackle, in his final collegiate season at Marshall and helped block for an offense that average 28.5 points-per-game, 391.3 total net yards of offense per-game, including 178.4 yards-per-game on the ground.
- In his first season with the Thundering Herd in 2019, made an immediate impact on the offensive line while seeing action in all 13 games, including one start.
- Played in 12 games as Butler Junior College's starting left tackle as a redshirt sophomore.
- After beginning the season as a reserve at Florida State in 2017, started the last nine games at left tackle while playing in 13 contests overall as a redshirt freshman.
- Redshirted as a true freshman in 2016.

PERSONAL:

- A consensus four-star recruit out of Stafford High School in Fredericksburg, Va. and the top offensive line prospect in the state.
- Played for Team East in the U.S. Army All-American Bowl.
- Collected American Family Insurance Virginia all-state first-team honors and all-conference accolades.
- Earned his degree in health science from Marshall.

COMMUNITY:

- WrestleMania 38 Special Olympics Camp.
- American Cancer Society Gene and Jerry Jones Family Hope Lodge Dallas Starbot Visits.

BALL'S COWBOYS TOTALS

GAMES/STARTS (regular season, playoffs): 2021 (0/0-IR, 0/0-IR).

TARELL BASHAM

(tuh-RELL BASH-em)

93 • Defensive End

6-4 • 260 • 3/18/94
 Ohio • UFA(NYJ)-'21
 NFL: 6th Year • Cowboys: 2nd Year
 Games/Starts: 2021-17/6; Career-75/18
 Postseason: 2021-1/0; Career-1/0

DALLAS DALLAS DALLAS
COWBOYS



PRO: The Dallas Cowboys looked to add a quality edge rusher when they signed Tarell Basham during 2021 free agency. In his first season in Dallas, Basham started six of the 17 games he played and logged 38 tackles and 3.5 sacks with a career-high 32 hurries. Seeing time at outside linebacker in a 3-4 defensive scheme while with the N.Y. Jets, Basham has shown improvement through his first five pro seasons. Originally drafted in the third round (80th overall) by Indianapolis in 2017, Basham spent the better part of three seasons (2018-20) with the N.Y. Jets, posting 84 tackles, 7.5 sacks, 23 pressures, six tackles for losses, 10 breakups and four forced fumbles in 58 games played.

TRANSACTION SUMMARY:

- 3/22/21:** Signed with Dallas as an unrestricted free agent through 2022.
10/4/18: Waived by Indianapolis and claimed off waivers by the N.Y. Jets (10/5).
4/28/17: Drafted in the third round (80th overall) by Indianapolis.

2021:

- Started six of the 17 games he played and logged career-highs for tackles (38) and hurries (32) and tied his career-high with 3.5 sacks.
- Made his Cowboys debut in the opener at Tampa Bay (9/9) and logged two tackles, then logged his first start as a Cowboy in the win against Carolina (10/3) and had a tackle, a sack and four hurries.
- Recovered his second career fumble, following Micah Parsons' strip sack at Kansas City (11/21), then had a sack, two hurries and a forced fumble on the sack on Thanksgiving Day against Las Vegas (11/25).
- Notched a season-best four hurries in the Thursday night win at New Orleans (12/2).
- Had two tackles, a sack and two hurries in the season finale at Philadelphia (1/9/22), his 75th career game.
- Made his postseason debut against San Francisco (1/16/22) and had one tackle.

2020 (N.Y. Jets):

- Started a career-high nine games, playing in all 16 for the second time in his career, and logged 33 tackles, 3.5 sacks, three forced fumbles and a breakup.
- Had sacks in consecutive games at Miami (10/8) and against Buffalo (10/25), forcing a fumble in the Bills game.
- Posted a season-best five tackles along with a sack and two forced fumbles against Cleveland (12/27).

2019 (N.Y. Jets):

- Played in all 16 games with two starts and had 36 tackles, two sacks, one interception, nine breakups and a fumble recovery. Added seven special teams tackles.
- Had his first sack as a Jet against Cleveland (9/16), then broke up a career-best three passes at Miami (11/3).
- Had his second sack of the season along with a season-best six tackles at Baltimore (12/12), intercepted his first career pass against Pittsburgh (12/22) and recovered his first career fumble in the finale at Buffalo (12/29).

2018 (Indianapolis/N.Y. Jets):

- Began his second season with the Colts but was waived on Oct. 4 and claimed off waivers the next day by the N.Y. Jets.
- Started one of the 10 games he played for the Jets, finishing with eight tackles and two hurries while posting six tackles on special teams.
- Played in the Colts opener against Cincinnati (9/9) and was inactive or did not play the next three games before his release on Oct. 4.
- Claimed by the N.Y. Jets on Oct. 5 and was inactive for two games before making his Jets debut against Minnesota (10/21), posting one hurry.
- Earned his first career start for the game at Chicago (10/28) and tallied three tackles.

2017 (Indianapolis):

- Played in 15 games as a rookie and posted seven tackles, 2.0 sacks, one tackle for loss, four hurries and a forced fumble. Added a blocked punt and an onside kick recovery.
- Made his NFL debut in the opener at the LA Rams (9/10), then had his first career tackle in the game against Cleveland (9/24).
- Notched his first career sack, along with two tackles and two hurries at Cincinnati (10/29).
- Added a sack and his first career forced fumble at Jacksonville (12/3).

COLLEGE:

- Started 37 of the 51 games he played at Ohio University, helping lead the Bobcats to three bowl game appearances and an appearance in the 2016 Mid-American Conference Championship Game.
- Totaled 158 tackles, 41.5 for loss, 29.5 sacks - school record - six breakups, five forced fumbles and a fumble recovery.
- Established a school record with 11.5 sacks as a senior in 2016 and posted 50 tackles, 16 for losses, two breakups, two forced fumbles and a recovery to earn MAC Defensive Player of the Year.
- As a junior, started 11 games, including the Camellia Bowl, and led the team with 5.5 sacks and 11 hurries while placing seventh with 43 tackles with 10 for losses.
- Saw action in all 12 games, starting seven, as a sophomore in 2014 and posted 33 tackles, six for losses, 5.0 sacks, two breakups and a forced fumble.
- Started five games, seeing action in all 13, including the bowl game in 2013 as a true freshman and paced the team with 7.5 sacks along with 32 tackles, 9.5 for losses, a breakup and two forced fumbles.

PERSONAL:

- Was a four-year letterwinner at Franklin County High School in Rocky Mount, Va., notching 16 sacks and 82 tackles throughout his prep career.
- Earned all-region honors as a senior and spent one year at Hargrove Military Academy after graduating from Franklin County.
- Has a daughter, Isley.
- Earned his degree in marketing.

COMMUNITY:

- Annual Team Holiday Hospital Visits.

BASHAM'S NFL TOTALS

Year Team	GP-GS	DEFENSE							INTERCEPTIONS				FUMBLES REC							
		ST	AT	TT	Sks- Yds	Tkl/ Ls	QB Prs	PBU FF	No	Yds	Avg	Lg	TD	No	Yds	Avg	Lg	TD		
2017 Indianapolis.....	15-0	5	2	-	7	2.0(-22)	0(0)	4	0	1	0	0	0	0.0	0	0	0	0	0	
2018 Indianapolis.....	1-0	0	0	-	0	0.0(0)	0(0)	0	0	0	0	0	0	0.0	0	0	0	0	0	
N.Y. Jets.....	10-1	5	3	-	8	0.0(0)	0(0)	2	0	0	0	0	0	0.0	0	0	0	0	0	
2019 N.Y. Jets.....	16-2	22	14	-	36	2.0(-10)	2(-3)	4	9	0	1	1	1.0	1	0	1	2	2.0	2	0
2020 N.Y. Jets.....	16-9	17	16	-	33	3.5(-22)	4(-9)	13	1	3	0	0	0.0	0	0	0	0	0.0	0	0
2021 Dallas.....	17-6	24	14	-	38	3.5(-20)	1(-5)	32	0	1	0	0	0.0	0	0	1	0	0.0	0	0
Totals.....	75-18	73	49	-	122	11.0(-74)	7(-17)	55	10	5	1	1	1.0	1	0	2	2	1.0	2	0
Playoffs																				
2021 Dallas.....	1-0	0	1	-	1	0.0(0)	0(0)	0	0	0	0	0	0.0	0	0	0	0	0.0	0	0

ADDITIONAL STATISTICS

Special Teams Tackles – 2019 (7) 2018 (6), 2020 (3).

Totals: 16

Blocked kick – 2019 (1 punt).

SINGLE-GAME HIGHS

Tackles – 6 at Baltimore, 12/12/19

PBUs – 3 at Miami, 11/3/19

QBH – 4, three times, last at Washington, 12/12/21

Forced Fumbles – 2 vs. Cleveland, 12/27/20

STAFF

TARELL
BASHAM

2021 SEASON

RECORDS

PLAYOFF
RECORDS

HISTORY

SIDELINES

TYLER BIADASZ

(bee-AH-dish)

63 • Center

6-4 • 316 • 11/20/97

Wisconsin • D4b-20 (146th overall)

NFL: 3rd Year • Cowboys: 3rd Year

Games/Starts: 2021-17/17; Career-29/21

Postseason: 2021-1/1; Career-1/1



PRO: With sustained success at center for the better part of seven years - and the retirement announcement by Pro Bowler Travis Frederick - the Dallas Cowboys tabbed the best center in the country when they traded up to get back in the fourth round of the 2020 NFL Draft to select Tyler Biadasz. Biadasz, like his predecessor Frederick, hails from Wisconsin and played for the Badgers. As a rookie, Biadasz began the season as a reserve lineman, seeing time on special teams, but was forced into a starting role after Joe Looney injured his knee. Biadasz started the next four games but landed on Reserve/Injured with a hamstring injury suffered against Pittsburgh (11/8). He returned as a reserve to play in the final four games of the season. Biadasz took over the starting role in 2021, and he started all 17 games and Dallas' lone playoff contest. He looks to build off his experience and solidify the starting center role for 2022.

TRANSACTION SUMMARY:

11/21/20: Placed on Reserve/Injured with a hamstring injury and activated (12/12).

4/25/20: Drafted in the fourth round (146th overall) by Dallas.

2021:

- Started all 17 games and Dallas' lone playoff contest at center, anchoring a line that paved the way for the number one offense in yards-per-game (407.0) and points-per-game (31.2).
- Blocked for a 400-yard passer and a pair of 100-yard receivers (the ninth occurrence in team history) in the opener at Tampa Bay (9/9).
- The offense rushed for a season-high 245 yards with a 7.2 yard-per-carry average behind Elliott's 143-yard effort against Carolina (10/3).
- In the win against the N.Y. Giants (10/10), the offense rolled up 515 yards - 201 rushing and 314 passing - to mark the first time since 1983 the Cowboys had 200-plus rushing yards and 300-plus passing yards in a game.
- In totaling 567 yards at New England (10/17), the Cowboys compiled the most passing yards (445) against a Bill Belichick-coached team.
- Served as the offensive captain for the game against Atlanta (11/14), where the offense dominated the day with 37 points, 431 net yards and a time of possession of 37:41.
- Saw action in his 25th career game, helping the offense to a 34:29 time of possession at Washington (12/12).
- Made his playoff debut starting the Wild Card Playoff game against San Francisco (1/16/22).

2020:

- Played in 12 games with four starts, missing four on Reserve/Injured with a hamstring injury.
- Made his NFL debut seeing time on special teams and taking a couple of snaps at center in the season opener at the LA Rams (9/13).
- Stepped in for Looney (knee) on the second snap of the game and finished the game against Cleveland (10/4).
- Made his first career start in the game against the N.Y. Giants (10/11), in place of Looney (IR-knee), and helped the offense to 400-plus yards and 30-plus points for the fourth straight game to tie the club's longest streak. Protected Andy Dalton, who stepped in for Dak Prescott (ankle), to throw for 111 yards on nine-of-11 passes.

- Started four straight games before injuring his hamstring prior to the start of the game against Pittsburgh (11/8), placed on Reserve/Injured (11/21) and missed four games.
- Returned at Cincinnati (12/13), finishing the season as a reserve, playing mainly on special teams.

COLLEGE:

- Was the first Rimington Trophy winner in school history and the second unanimous first-team All-American, also earning first-team All-Big Ten (consensus) and Academic All-Big Ten honors as a junior.
- Played all 41 career games with two-time Doak Walker Award winner Jonathan Taylor, helping Taylor become the first player in FBS history to rush for 6,000 yards in just three seasons.
- Started all 14 games at center as a junior and was named a team captain, helping the Badgers average 233.1 rushing yards-per-game and 5.3 yards-per-attempt. Allowed just one sack in 390 pass blocking snaps.
- Earned All-America and first-team All-Big Ten honors as a sophomore, starting all 13 games at center and keying a rushing attack that ranked first in the Big Ten and sixth nationally, averaging 273.4 yards-per-game.
- Freshman All-America and Academic All-Big Ten, starting all 14 games at center after redshirting in 2016, helping pave the way for Doak Walker finalist Taylor, who set the FBS freshman rushing record with 1,977 yards.

PERSONAL:

- Three-star prospect out of Amherst, Wisc., after earning first-team all-state and the 2015 Tim Krumrie Award as the state's most outstanding senior defensive lineman, posting 70 tackles, 7.0 sacks, five forced fumbles and an interception.
- Twice named first-team all-state on defense by Wisconsin Football Coaches Association while also a two-time honorable mention all-state by WFCAs as an offensive lineman.
- Finished his high school career with 232 tackles, 19.0 sacks, 11 forced fumbles and three total touchdowns. Also lettered in basketball and baseball.
- Majored in personal finance at Wisconsin.

COMMUNITY:

- 2020 NFL My Cause My Cleats Campaign.
- 2020 Rookie Club Salute to Service Week.
- Annual Team Holiday Hospital Visits.
- Fuel Up to Play 60 Dallas Cowboys VIP Experience at AOY Elementary School in El Paso, TX.
- 2022 Dallas Cowboys Draft Day/Fan Appreciation Party.

BIADASZ'S COWBOYS TOTALS

GAMES/STARTS (regular season, playoffs): 2020 (12/4), 2021 (17/17, 1/1). Totals (29/21, 1/1).

QUINTON BOHANNA

(bo-HAN-ah)

98 • Defensive Tackle

6-4 • 330 • 3/16/99

Kentucky • D6a-21 (192nd overall)

NFL: 2nd Year • Cowboys: 2nd Year

Games/Starts: 2021-14/1; Career-14/1

Postseason: 2021-0/0; Career-0/0



PRO: The Dallas Cowboys added a big-bodied space-eater to their defensive front when they drafted Quinton Bohanna with their first pick in the sixth round (192nd overall) of the 2021 NFL Draft. Bohanna, a prototypical nose tackle, played four seasons at Kentucky, starting 33-of-45 games played. As a rookie, Bohanna saw time in 14 games with one start and notched 12 tackles and a hurry.

TRANSACTION SUMMARY:

5/1/21: Drafted in the sixth round (192nd overall) by Dallas.

2021:

- Played in 14 games, starting one, and tallied 12 tackles and a hurry.
- Made his NFL debut in the opener at Tampa Bay (9/9) as a reserve lineman, then recorded the first stats of his career - a pair of tackles - in the Monday night home opener against Philadelphia (9/27).
- Missed the game against Arizona (1/2/22) on the Reserve/COVID-19 list and was inactive for the season finale in Philadelphia (1/8/22) and the Wild Card Playoff game against San Francisco (1/16/22).

COLLEGE:

- As a senior team captain, earned second-team All-SEC honors, playing in eight games and posting 10 tackles, three hurries, two tackles for loss and two breakups in 2020.
- Started all 13 games at nose tackle as a junior in 2019 and posted 18 tackles, three for losses, one sack and a breakup.
- In 2018 as a sophomore, started seven-of-12 games played and posted 17 tackles, one sack, four tackles for losses, one forced fumble and a fumble recovery.
- Played in 12-of-13 games, starting the last five, as a true freshman and posted 14 tackles and a breakup in 2017.

PERSONAL:

- Logged 91 tackles, 24 for losses, and 19 sacks as a senior at Cordova, Tenn., High School.
- Picked for the Autozone Liberty Bowl High School All-Star Game.
- Majored in information communication technology at Kentucky.

BOHANNA'S COWBOYS TOTALS

Year Team	GP-GS	DEFENSE									INTERCEPTIONS				FUMBLES REC				
		ST	AT	TT	Sks-Yds	Tkl/Ls	QB Prs	PBU	FF	No	Yds	Avg	Lg	TD	No	Yds	Avg	Lg	TD
2021 Dallas	14-1	3	9	-	12	0.0(0)	0(0)	1	0	0	0	0	0	0.0	0	0	0.0	0	0
Playoffs																			
2021 Dallas	0-0	0	0	-	0	0.0(0)	0(0)	0	0	0	0	0	0	0.0	0	0	0.0	0	0

DEVANTE BOND

51 • Linebacker

6-1 • 236 • 7/3/93

Oklahoma • FA-'21

NFL: 4th Year • Cowboys: 1st Year

Games/Starts: 2021-0/0; Career-34/6

Postseason: 2021-0/0; Career-0/0



PRO: The Dallas Cowboys signed Devante Bond to their practice squad late in 2021 to serve as linebacker depth for the postseason. Bond came to Dallas starting six of the 34 games he played while with Tampa Bay (29/6) and Chicago (5/0). After being selected in the sixth round (183rd overall) of the 2016 NFL Draft by Tampa Bay, Bond spent his rookie year on Reserve/Injured with a hamstring injury. He fought back in 2017 to play in 14 games. Bond left Tampa Bay in 2019 to spend two seasons with Chicago. Through his career, he has totaled 26 tackles, one for a loss, two pressures to go with 13 special teams tackles.

TRANSACTION SUMMARY:

- 1/17/22:** Signed with Dallas as a Future.
- 12/29/21:** Signed to Dallas' practice squad.
- 1/12/21:** Released by Chicago.
- 9/18/20:** Signed to Chicago's practice squad.
- 2/23/20:** Signed a one-year contract extension with Chicago through 2020 and waived (7/26).
- 12/9/19:** Signed with Chicago.
- 3/5/19:** Signed a one-year contract extension with Tampa through 2019 and waived (10/15).
- 9/11/18:** Waived by Tampa and re-signed with Tampa (10/17).
- 9/23/16:** Placed on Reserve/Injured with a hamstring injury.
- 4/30/16:** Drafted in the sixth round (183rd overall) by Tampa Bay.

2021 (Chicago/Dallas):

- Released by Chicago in January and was out of football until signing to Dallas' practice squad on Dec. 29.
- 2020 (Chicago):**
- Signed a one-year contract extension with the Bears in February but was released at the end of training camp.
- Signed to Chicago's practice squad, where he spent a majority of the season, playing in two games - against the N.Y. Giants (9/20) and Tampa Bay (10/8) - as a standard elevation.

2019 (Tampa Bay):

- Began the season in Tampa Bay, playing in three games and recording three tackles with one for a loss before being waived on Oct. 15.
- Signed with Chicago on Dec. 9 and finished out the season playing in four contests without posting any stats.
- Logged his first career tackle for loss at Carolina (9/12).
- Made his Bears debut at Green Bay (12/15).

2018 (Tampa Bay):

- Returned to training camp with the Buccaneers, waived/injured on Sept. 11, then re-signed Oct. 17 to play in 11 games with four starts and total 19 tackles.
- Made his season debut against Cleveland (10/21) to the tune of two tackles and two stops on special teams.
- Notched a season-best five tackles and a hurry in a start against San Francisco (11/25).

2017 (Tampa Bay):

- Started two of the 14 games he played in his second season with the Bucs and tallied four tackles and a pressure on defense along with a team-best 10 tackles on special teams.
- Was inactive/injured with a knee injury for the season-opener against Chicago (9/17), then made his NFL debut at Minnesota (9/24) and his first career start came against the N.Y. Giants (10/1).
- Logged his first career stats - two tackles on defense - in a start against New England (10/5) and notched a hurry at Atlanta (11/26).

2016 (Tampa Bay):

- Drafted in the sixth round (183rd overall) by Tampa Bay, was inactive for the first two contests, then landed on Reserve/Injured for the season with a hamstring injury.

COLLEGE:

- Spent two seasons at Oklahoma (2014-15), playing in 21 games with eight starts, recording 72 tackles, 11 tackles for loss, 3.0 sacks, two passes defended, one forced fumble and one fumble recovery to go along with two blocked kicks.

- As a senior in 2015, played in nine games with five starts, recording 43 tackles, seven tackles for loss, two passes defended, one forced fumble and a fumble recovery.
 - In 2014 as a junior transfer to Oklahoma, started three of the 12 games he played and racked up 29 tackles and four tackles for loss.
 - Played two seasons at Sierra Community College in Rocklin, Calif., where he recorded 77 tackles, 27 tackles for loss, four passes defended and three fumble recoveries.
- PERSONAL:**
- Played both linebacker and running back at Foothills High School in Sacramento, Calif.
 - As a senior rushed for 201 yards and five touchdowns and posted 43 tackles with 2.0 sacks, two forced fumbles and a fumble recovery.

BOND'S NFL TOTALS

Year Team	GP-GS	DEFENSE								INTERCEPTIONS					FUMBLES REC				
		ST	AT	TT	Sks-Yds	Tkl/Ls	QB Prs	PBU	FF	No	Yds	Avg	Lg	TD	No	Yds	Avg	Lg	TD
2016 Tampa Bay.....	0-0	0	0	0	0.0(0)	0(0)	1	0	0	0	0	0	0.0	0	0	0	0.0	0	0
2017 Tampa Bay.....	14-2	3	1	4	0.0(0)	0(0)	0	0	0	0	0	0	0.0	0	0	0	0.0	0	0
2018 Tampa Bay.....	11-4	14	5	19	0.0(0)	0(0)	0	0	0	0	0	0	0.0	0	0	0	0.0	0	0
2019 Tampa Bay.....	4-0	3	0	3	0.0(0)	1(-2)	0	0	0	0	0	0	0.0	0	0	0	0.0	0	0
Chicago.....	3-0	0	0	0	0.0(0)	0(0)	0	0	0	0	0	0	0.0	0	0	0	0.0	0	0
2020 Chicago.....	2-0	0	0	0	0.0(0)	0(0)	0	0	0	0	0	0	0.0	0	0	0	0.0	0	0
2021 Dallas.....	0-0																		
Totals.....	34-6	20	6	26	0.0(0)	1(-2)	2	0	0	0	0	0	0.0	0	0	0.0	0	0	0
Playoffs																			
2021 Dallas.....	0-0																		


ADDITIONAL STATISTICS

Special Teams Tackles – 2017 (9-1-10), 2018 (2-1-3). Totals: 11-2-13.

JOSIAH BRONSON

94 • Defensive Tackle

6-3 • 310 • 7/3/97
Washington • FA-'21
NFL: 2nd Year • Cowboys: 1st Year
Games/Starts: 2021-0/0; Career-7/0
Postseason: 2021-0/0; Career-0/0



PRO: The Dallas Cowboys added Josiah Bronson to the practice squad late in 2021 to add depth to the defensive front for the postseason. Bronson signed with the New Orleans Saints as a rookie free agent following the 2021 NFL Draft and played in six games for the Saints, before landing in Cleveland for one contest. As a rookie, he tallied 12 tackles, one tackle for loss and a pressure.

TRANSACTION SUMMARY:

- 1/19/22:** Signed with Dallas as a Future.
- 1/4/22:** Signed to Dallas' practice squad.
- 12/14/21:** Waived by New Orleans, claimed off waivers by Cleveland (12/15) and waived (12/30).
- 8/31/21:** Waived, signed to New Orleans' practice squad (9/1) and activated (11/20).
- 5/10/21:** Signed with New Orleans as a rookie free agent.

2021 (New Orleans/Cleveland/Dallas):

- Signed with New Orleans as a rookie free agent following the 2021 NFL draft, waived at the end of camp but immediately signed to the Saints practice squad.
 - Played in six games for the Saints - two as an elevation - and four on the active roster before being waived on Dec. 14, where he was credited with 11 tackles, one tackle for loss and a hurry.
 - Claimed off waivers by Cleveland (12/15), was inactive for one game, played in one, then waived on Dec. 30.
 - Made his NFL debut as a standard elevation at Seattle (10/25) and logged a pair of tackles, then had five tackles at Philadelphia (11/21) a day after signing to the active roster.
 - After being claimed off waivers by the Browns, played in just one game - at Green Bay (12/25) - and made one tackle and was waived Dec. 30.
 - Signed to Dallas' practice squad Jan. 4 where he spent the remainder of his rookie season.
- COLLEGE:**
- Appeared in 29 games through three seasons for the Huskies, tallying 42 tackles, 3.0 sacks and a fumble recovery, earning three letters, after starting his collegiate career at Temple.
 - As a senior in 2020, played in all four games with three starts at defensive tackle to post eight stops and one fumble recovery
 - In 2019 as a junior, played in all 13 games with 11 starts and made 23 tackles, four stops for loss and 2.0 sacks.

- After sitting out 2017 as a sophomore transfer, played in 12-of-14 games in 2018 and posted 11 stops and a sack.
- Joined Temple as a scholarship player in 2015 but suffered an injury during fall camp that necessitated a redshirt season and did not play in 2016.

PERSONAL:

- Played both defensive end and tight end at Kentwood High School in Kent, Wash., and captained the team as a senior, posting 11 receptions for 121 yards and a touchdown, plus 42 tackles and 3.0 sacks.
- Also played basketball at Kentwood.

BRONSON'S NFL TOTALS

Year Team	GP-GS	DEFENSE							INTERCEPTIONS				FUMBLES REC						
		ST	AT	TT	Sks- Yds	Tkl/ Ls	QB Prs	PBU	FF	No	Yds	Avg	Lg	TD	No	Yds	Avg	Lg	TD
2021 New Orleans.....	6-0	7	4	-	11	0.0(0)	1(-2)	1	0	0	0	0	0.0	0	0	0.0	0	0	0
2021 Cleveland.....	1-0	1	0	-	1	0.0(0)	0(0)	0	0	0	0	0	0.0	0	0	0.0	0	0	0
2021 Dallas.....	0-0	PRACTICE SQUAD							PRACTICE SQUAD				PRACTICE SQUAD						
Totals.....	7-0	8	4	-	12	0.0(0)	1(-2)	1	0	0	0	0	0.0	0	0	0.0	0	0	0
Playoffs		PRACTICE SQUAD							PRACTICE SQUAD				PRACTICESQUAD						
2021 Dallas.....	0-0	PRACTICE SQUAD							PRACTICE SQUAD				PRACTICESQUAD						

ANTHONY BROWN

3 • Cornerback

5-11 • 192 • 12/15/93
Purdue • D6a-'16 (189th overall)
NFL: 7th Year • Cowboys: 7th Year
Games/Starts: 2021-16/16; Career-82/57
Postseason: 2021-1/1; Career-4/3



PRO: The Dallas Cowboys improved their depth in the defensive backfield when they drafted Anthony Brown with their first choice in the sixth round (189th overall) of the 2016 NFL Draft. Brown stepped up as a rookie, playing in all 16 games with nine starts, and he placed sixth on the team with 56 tackles, fourth with eight breakups and was one-of-eight players with an interception. In his second season, Brown duplicated his tackle numbers from his rookie season, again finishing sixth with 56, along with his first career sack, two tackles for loss, a pressure, two interceptions and 11 breakups. In 2018 Brown settled into the role as a the club's starter in the nickel and tallied 46 tackles with a pair of sacks. Brown's 2019 season was off to another good start as he was solidified as the nickel back, but a triceps injury landed him on Reserve/Injured after playing in nine games with four starts. He started eight of the 10 games he played in 2020, missing six with rib injuries, and notched 37 tackles, three breakups, one pressure, a sack, two interceptions and returned his first career fumble 29 yards for a touchdown. The 2021 season saw Brown start 16 contests, 14 on the outside and one in the slot, and he tallied career-highs in tackles (79), breakups (17) and interceptions (three).

TRANSACTION SUMMARY:

9/19/20: Placed on Reserve/Injured with a rib injury and activated (10/10).

3/20/20: Signed a three-year contract with Dallas through 2022.

11/20/19: Placed on Reserve/Injured with a triceps injury.

4/30/16: Drafted in the sixth round (189th overall) by Dallas.

2021:

- Started a career-high 16 games - missing one on the COVID-19 list - and notched career-bests in tackles (79), interceptions (three) and breakups (17) while adding one forced fumble.
- Had a career-high 12 tackles starting at left corner in the opener at Tampa Bay (9/9).
- Picked off his first pass of the season in the Monday night home-opening win over Philadelphia (9/27), then led the defense with eight tackles and three breakups in the win over Carolina (10/3).
- Returned his first career interception for a touchdown - 45 yards - to go with two tackles and a breakup in the win over the N.Y. Giants (10/10).
- Named the defensive captain for the win over Atlanta (11/14), tallying three tackles, three pressures and an interception, playing in his 75th career game and logging his 50th career start.
- Led the team with 10 stops along with two breakups in the Thursday night win at New Orleans (12/2).
- Notched his 50th career pass breakup along with three tackles in the win over Washington (12/26), then missed the season finale at Philadelphia (1/8/22) on the Reserve/COVID-19 list.
- Logged five tackles, a pass breakup and a pick in the Wild Card Playoff game against San Francisco (1/16/22).

2020:

- Started eight of the 10 games he played, missing six games with multiple rib injuries, and tallied 37 tackles, a sack, three breakups, two interceptions (tied for second on the team), one pressure and a fumble recovery he returned 29 yards for a touchdown - his first career fumble recovery.
- Made four tackles, starting the season opener at the LA Rams (9/13), before landing on Reserve/Injured with a rib injury suffered in practice leading up to Week 2.

- Activated on Oct. 10 to play in the game against the N.Y. Giants (10/11) and had his first career fumble recovery that he returned 29 yards for his first career touchdown.
- Topped 200 career tackles, finishing with three in the win at Minnesota (11/22).
- Inactive/injured for three games with a rib injury suffered at the Vikings, but returned against San Francisco (12/20) to pick off one pass and post a season-best seven tackles.
- Intercepted a pass to go with three tackles and a breakup against Philadelphia (12/27).

2019:

- Started four of the nine games he played as the club's nickel corner, notching 20 tackles, one tackle for loss, five breakups and a pressure before a triceps injury landed him on IR.
- Played in his 50th career game and had a season-high six stops and two breakups starting against Miami (9/22).
- Left the Jets (10/13) game with a hamstring injury, was inactive against Philadelphia (10/20), then returned in a reserve role at the N.Y. Giants (11/4).
- Left the game at Detroit (11/17) with the triceps injury that officially ended his season on Nov. 20.

2018:

- Started 10 of the 15 games he played as the nickel corner and was eighth on the defense with 46 tackles.
- Added a career-high 2.0 sacks, eight breakups, two pressures, one interception and a forced fumble.
- Had a sack, a breakup, an interception and four tackles on Thanksgiving Day against Washington (11/22).
- Notched a sack, three breakups and three tackles in the win over New Orleans (11/29).

2017:

- Started 10-of-16 games played and finished sixth on the defense with 56 tackles along with two stops for losses, a sack, 11 breakups, two interceptions, one pressure and a forced fumble.
- Had the first takeaway of the season for Dallas, picking off a pass in the opener against the N.Y. Giants (9/10).
- Notched his first career sack along with a breakup and four tackles in the finale at Philadelphia (12/31).

2016:

- Started nine-of-16 games played as a rookie and finished with 56 tackles and eight deflections.
- Made his NFL debut against the N.Y. Giants (9/11) and notched his first career tackles, finishing with four.
- Had his first NFL start in place of Orlando Scandrick (hamstrings) as the team opened in the nickel against Chicago (9/25) and posted four tackles.
- Had a season-high 10 tackles - eight solo - with a tackle for a loss, his first career forced fumble and a special teams tackle in the win at Green Bay (10/16).
- Intercepted his first career pass to go along with two tackles and a breakup at the N.Y. Giants (12/11).

COLLEGE:

- Finished fifth on the defense with 59 tackles, one stop for a loss, a team-best four interceptions, six breakups, a fumble recovery and a blocked kick, starting all 12 games as a senior. Added 39 rush yards on a fake punt.
- Started all 12 games as a junior and finished with 54 tackles, six for losses, 1.5 sacks and 10 breakups.
- As a sophomore, started 10 of the 12 games he played, finishing second on the team with 59 stops, three for losses, a forced fumble and three deflections.
- Played in 10 games as a reserve and notched six tackles as a freshman.

PERSONAL:

- Second-team All-Hillsborough County with 25 tackles, two interceptions and three breakups as a senior at Hillsborough High School in Tampa, Fla. Also gained 911 yards on 139 runs with 14 touchdowns on offense.
- He and his wife, Treyvia, have three sons, Anthony, Jr., Major and Milo.
- Earned his degree in business from Purdue.

COMMUNITY:

- 2016 Rookie Club.
- 2016-19 Dallas Cowboys U High School Camp.
- 2017, 2019 Dallas Cowboys Draft Day/Fan Appreciation Party.
- 2017 The Salvation Army Disaster Relief Telethon for Hurricane Harvey.
- 2018 Fuel up to Play 60 Cowboy for a Day VIP Experience.
- 2018 Dirk Nowitzki Heroes Celebrity Baseball Game.
- 2021 Draft-A-Thon.
- 2022 Reliant Home Run Derby benefiting the Salvation Army.
- Annual Team Holiday Hospital Visits.
- Kickoff Luncheon and Dallas Cowboys Family Cookbook benefiting Happy Hill Farm.
- Make-A-Wish Foundation of North Texas.
- Salvation Army Angel Tree Christmas Program.

A. BROWN'S COWBOYS TOTALS

Year Team	GP-GS	DEFENSE							INTERCEPTIONS					FUMBLES REC					
		ST	AT	TT	Sks-Yds	Tkl/LS	QB Prs	PBU	FF	No	Yds	Avg	Lg	TD	No	Yds	Avg	Lg	TD
2016 Dallas	16-9	36	20	56	0.0(0)	2(-9)	0	8	1	1	0	0.0	0	0	0	0	0.0	0	0
2017 Dallas	16-10	44	12	56	1.0(-14)	2(-3)	1	11	1	2	16	8.0	16	0	0	0.0	0	0	
2018 Dallas	15-10	35	11	46	2.0(-15)	0(0)	2	8	1	1	1	1.0	1	0	0	0.0	0	0	
2019 Dallas	9-4	13	7	20	0.0(0)	1(-2)	1	5	0	0	0	0.0	0	0	0	0.0	0	0	
2020 Dallas	10-8	34	4	38	1.0(-11)	0(0)	1	3	0	2	14	7.0	14	0	1	29	29.0	29	
2021 Dallas	16-16	63	16	79	0.0(0)	0(0)	0	17	1	3	45	15.0	45	1	0	0	0.0	0	
Totals	82-57	225	70	295	4.0(-40)	5(-14)	5	52	4	9	76	8.4	45	1	1	29	29.0	29	1
Playoffs																			
2016 Dallas	1-0	1	0	1	0.0(0)	0(0)	0	0	0	0	0	0.0	0	0	0	0	0.0	0	0
2018 Dallas	2-2	4	3	7	0.0(0)	0(0)	0	0	0	0	0	0.0	0	0	0	0	0.0	0	0
2021 Dallas	1-1	5	0	5	0.0(0)	0(0)	0	1	0	1	23	23.0	23	0	0	0	0.0	0	0
Totals	4-3	10	3	13	0.0(0)	0(0)	0	1	0	1	23	23.0	23	0	0	0	0.0	0	0

ADDITIONAL STATISTICS

Special Teams Tackles – 2016 (2-2-4), 2017 (3-0-3, 1FF), 2018 (2-0-2). Totals: (7-2-9, 1 FF).

SINGLE-GAME HIGHS

Tackles – 12 at Tampa Bay, 9/9/21
Solo Tackles – 9 at Tampa Bay, 9/9/21
PBUs – 3 at Oakland, 12/17/17 and vs. New Orleans, 11/29/18

A. BROWN'S CAREER GAME-BY-GAME DEFENSE

Game	2016 (Dallas)			INTs			
	ST	AT	TT	Tk/ Ls	PBU	No/ Yds	Lg TD
L-NYG 9/11	1	3	4				
W-@ Was 9/18							
W-Chi 9/25	3	1	4				
W-@ SF 10/2	1	2	3		2		
W-Cin 10/9	4	5	9	1(-3)			
W-@ GB 10/16	8	2	10	1(-6)			
W-Phi 10/30							
W-@ Cle 11/6	1	0	1				
W-@ Pit 11/13	5	1	6				
W-Bal 11/20	0	5	5		1		
W-Was 11/24	6	0	6		1		
W-@ Min 12/1	3	1	4		1		
L-@ NYG 12/11	2	0	2		1	1/0	0 0
W-TB 12/18	2	0	2				
W-Det 12/26					1		
L-@ Phi 1/1/17					1		
Totals	36	20	56	2(-9)	8	1/0	0 0

Playoffs
L-GB 1/15/17..... 1 0 - 1

Game	2017 (Dallas)			INTs			
	ST	AT	TT	Tk/ Ls	PBU	No/ Yds	Lg TD
W-NYG 9/10	0	1	1		1	1/0	0 0
L-@ Den 9/17	7	0	7		1		
W-@ Ari 9/25	1	2	3				
L-LAR 10/1	3	2	5	1(-2)	1		
L-GB 10/8	4	0	4				
W-@ SF 10/22	6	0	6				
W-@ Was 10/29	3	1	4				
W-KC 11/5	4	0	4	1(-1)			
L-@ Atl 11/12	4	0	4		2		
W-NYG 9/10	0	1	1		1	1/0	0 0
L-Phi 11/19	3	1	4		1		
L-LAC 11/23	2	0	2				
W-Was 11/30	1	0	1		1	1/16	16 0
W-@ NYG 12/10	1	0	1				
W-@ Oak 12/17	1	3	4		3		
L-Sea 12/24	0	2	2				
W-@ Phi 12/31	4	0	4		1		
Totals	44	12	56	2(-3)	11	2/16	16 0

Game	2018 (Dallas)			INTs			
	ST	AT	TT	Tk/ Ls	PBU	No/ Yds	Lg TD
L-@ Car 9/9	3	0	3		1		
W-NYG 9/16	1	1	2		1		
L-@ Sea 9/23	3	1	4				
W-Det 9/30	1	0	1				
L-@ Hou 10/7	4	0	4				
W-Jac 10/14	2	1	3				
L-@ Was 10/21	3	1	4				
L-Ten 11/5	2	2	4				
W-@ Phi 11/11	3	0	3				
W-@ Atl 11/18	3	1	4				
W-Was 11/22	3	1	4		1	1/1	1 0
W-NO 11/29	1	2	3		3		
W-Phi 12/9	2	0	2		1		
L-@ Ind 12/16	2	1	3				
W-TB 12/23							
W-@ NYG 12/30	2	0	2		1		
Totals	35	11	46		8	1/1	1 0

Playoffs
W-Sea 1/5/19..... 1 1 - 2
L-@ LAR 1/12/19... 3 2 - 5
Totals..... 4 3 - 7

Game	2019 (Dallas)			INTs			
	ST	AT	TT	Tk/ Ls	PBU	No/ Yds	Lg TD
W-NYG 9/8	2	2	4				
W-@ Was 9/15	2	0	2		1		
W-Mia 9/22	4	2	6		2		
L-@ NO 9/29	3	2	5	1(-2)			
L-GB 10/6	1	1	2		1		
L-@ NYJ 10/13	1	0	1				
W-Phi 10/20							
W-@ NYG 11/4							
L-Min 11/10							
W-@ Det 11/17						1	
L-@ NE 11/24							
L-Buf 11/28							
L-@ Chi 12/5							
W-LAR 12/15							
L-@ Phi 12/22							
W-Was 12/29							
Totals	13	7	20	1(-2)	5		

Game	2020 (Dallas)			INTs			
	ST	AT	TT	Tk/ Ls	PBU	No/ Yds	Lg TD
L-@ LAR 9/13	3	1	4				
W-Atl 9/20							
L-@ Sea 9/27							
L-Cle 10/4							
W-NYG 10/11	1	0	1				
L-Ari 10/19	2	0	2				
L-@ Was 10/25	3	1	4				
L-@ Phi 11/1	4	0	4		1		
L-Pit 11/8	5	0	5				
W-@ Min 11/22	3	0	3				
L-Was 11/26							
L-@ Bal 12/3							
W-@ Cin 12/13							
W-SF 12/20	7	0	7		1	1/14	14 0
W-Phi 12/27	3	0	3		1	1/0	0 0
L-@ NYG 1/3/21	3	2	5				
Totals	34	4	38		3	2/14	14 0

Game	2021 (Dallas)			INTs			
	ST	AT	TT	Tk/ Ls	PBU	No/ Yds	Lg TD
L-@ TB 9/9	9	3	12				
W-@ LAC 9/19	5	0	5		1		
W-Phi 9/27	4	0	4			1/0	0 0
W-Car 10/3	6	2	8		3		
W-NYG 10/10	2	0	2		1	1/45	45t 1
W-@ NE 10/17	2	3	5				
W-@ Min 10/31	4	1	5		2		
L-Den 11/7	2	3	5				
W-Atl 11/14	3	0	3		3	1/0	0 0
L-@ KC 11/21	4	0	4				
L-LV 11/25	3	0	3				
W-@ NO 12/2	9	1	10		2		
W-@ Was 12/12	2	1	3		1		
W-@ NYG 12/19	5	0	5				
W-Was 12/26	1	2	3		1		
L-Ari 1/2/22	2	0	2		2		
W-@ Phi 1/8/22							
Totals	63	16	79		17	3/45	45t 1

Playoffs
L-SF 1/16/22..... 5 0 - 5 1 1/23 23 0

KYRON BROWN

26 • Cornerback


6-1 • 195 • 5/26/96

Akron • FA-21

NFL: 2nd Year • Cowboys: 1st Year

Games/Starts: 2021-1/0; Career-4/1

Postseason: 2021-0/0; Career-0/0



PRO: Kyron Brown came to Dallas at the start of training camp in 2021 to compete for a roster spot. He was waived by the club midway through camp but re-signed to the club's practice squad right after the final cut date to add depth and to help develop a young cornerback. Brown originally signed with the N.Y. Jets as a rookie free agent following the 2019 NFL Draft and spent time on their practice squad as a rookie. He saw action in three games with one start for New York before his release in May 2021.

TRANSACTION SUMMARY:

- 1/17/22:** Signed with Dallas as a Future.
- 7/25/21:** Signed with Dallas, waived (8/17) and signed to Dallas' practice squad (9/1).
- 5/7/21:** Waived by the N.Y. Jets.
- 5/6/20:** Placed on Active/PUP and reverted to Reserve/PUP (9/5).
- 12/09/19:** Placed on Reserve/Injured with a quadriceps injury.
- 8/31/19:** Waived by the N.Y. Jets, signed to the N.Y. Jets practice squad (9/1) and activated (11/12).
- 5/10/19:** Signed with the N.Y. Jets as a rookie free agent.

2021:

- Released by the Jets on May 5, signed with Dallas on July 25 but was released near the end of training camp.
- Signed to Dallas' practice squad, where he spent the entire season but landed on the active roster for two games (playing one) as a standard elevation (one) and COVID-19 replacement.
- Made his Cowboys debut as a standard elevation on special teams at Kansas City (11/21).
- Was a COVID-19 replacement for the game against Washington (12/26) but was inactive for the contest.

2020:

- Returned to the Jets for his second season but spent the year on Reserve/PUP after suffering a quadriceps injury in 2019.

2019:

- Signed with the N.Y. Jets as a rookie free agent following the 2019 NFL Draft, spent the first portion of the season on the Jets practice and signed to the active roster on Nov. 12. Saw action in three games with one start before landing on Reserve/Injured with a quadriceps injury.
- Made his NFL debut as a reserve at Washington (11/17), then earned his first career start in the game against Miami (12/8) to finish with five tackles.
- Injured his quadriceps in the Dolphins game and landed on Reserve/Injured for the final three games of the season.

COLLEGE:

- Four-year cornerback at Akron who played in all 51 games of his collegiate career, tying a school record for most games played.
- Posted 121 tackles, including four for loss, one sack, six interceptions and one forced and recovered fumble through his career.
- In his final season at Akron in 2018, selected as a team captain and was only one-of-nine players to start every game, tallying 48 tackles, including three for loss, an interception and a team-best seven pass deflections.
- In 2017 as a junior, started all 14 games at cornerback and saw action on special teams, posting 49 tackles, including two for loss, two interceptions and a team-best 11 passes defended.
- Totaled 21 tackles, three interceptions and four passes defended as a sophomore in 2016.
- Was one-of-10 redshirt freshmen to see game action in 2015 and posted 10 tackles and two passes defended.

PERSONAL:

- Talled 50 tackles, six interceptions (returned one for a touchdown), 32 pass deflections, two forced fumbles, two fumble recoveries and one sack as a senior at Boynton Beach, Fla., High School.
- Earned a bachelor's degree in political science/criminal justice from Akron.

K. BROWN'S NFL TOTALS

Year Team	GP-GS	DEFENSE								INTERCEPTIONS					FUMBLES REC					
		ST	AT	TT	Sks-Yds	Tk/Ls	QB Prs	PBU	FF	No	Yds	Avg	Lg	TD	No	Yds	Avg	Lg	TD	
2019 N.Y. Jets.....	3-1	5	0	-	5	0.0(0)	0(0)	0	0	0	0	0	0	0	0	0	0	0	0	0
2020 N.Y. Jets.....	0-0	RESERVE/PUP-Quadriceps								RESERVE/PUP					RESERVE/PUP					
2021 Dallas.....	1-0	0	0	-	0	0.0(0)	0(0)	0	0	0	0	0	0	0	0	0	0	0	0	0
Totals.....	4-1	5	0	-	5	0.0(0)	0(0)	0	0	0	0	0	0	0	0	0	0.0	0	0	0
Playoffs																				
2021 Dallas.....	0-0	PRACTICE SQUAD								PRACTICE SQUAD					PRACTICE SQUAD					

NOAH BROWN

85 • Wide Receiver

6-2 • 215 • 1/6/96

Ohio State • D7b-17 (239th overall)

NFL: 6th Year • Cowboys: 6th Year

Games/Starts: 2021-13/1; Career-50/5

Postseason: 2021-1/0; Career-3/0

DALLAS DALLAS DALLAS
COWBOYS



STAFF

NOAH
BROWN

2021 SEASON

RECORDS

PLAYOFF
RECORDS

HISTORY

SIDELINES

PRO: The Dallas Cowboys drafted Noah Brown out of Ohio State in the seventh round (239th overall) of the 2017 NFL Draft. In his first season in Dallas, he played in 13 games with one start, seeing most of his time on special teams, catching four passes for 33 yards on offense. Brown landed on Reserve/Injured with a hamstring injury coming out of training camp in 2018 but was activated later in the season to play in the final eight games, mostly as a blocker. His 2019 season also ended before it started as he was placed on Reserve/PUP with a knee injury before Week 1. Brown played in all 16 games in 2020, hauling in 14 passes for 154 yards, and he added two tackles on special teams. He re-signed a one-year contract for 2021, and he started one of the 13 games he played, missing three with a groin injury, but still managed to set career-highs with 16 catches for 184 yards. He again signed a one-year extension, prior to the start of 2022 free agency, and he looks to make a bigger impact on Dallas' offense.

TRANSACTION SUMMARY:

- 3/8/22:** Signed a one-year contract with Dallas through 2022.
- 12/9/21:** Placed on Reserve/Injured with a groin injury, designated for return (12/29) and activated (1/1/22).
- 3/18/21:** Signed a one-year contract with Dallas through 2021.
- 8/31/19:** Placed on Reserve/PUP with a knee injury.
- 9/3/18:** Placed on Reserve/Injured with a hamstring injury and activated (11/9).
- 4/29/17:** Drafted in the seventh round (239th overall) by Dallas.

2021:

- Played in 13 games with one start and caught a career-high 16 passes for a career-best 184 yards.
- Inactive for the season opener at Tampa Bay (9/9), coming off the Reserve/COVID list the previous day.
- Posted a career-high 47 yards, including a career-long 27-yarder, in the win at New England (10/17) as the team's special teams captain.
- Notched his first start of the season, stepping in for Amari Cooper (Reserve/COVID) at Kansas City (11/17), then had career-bests in receptions (six) and yards (53) on Thanksgiving Day against Las Vegas (11/25).
- Placed on Reserve/Injured with a groin injury, missed three games and returned against Arizona (1/2/22), seeing time on offense and special teams.
- Played in his 50th career game, seeing time on special teams and offense at Philadelphia (1/8/22).

2020:

- Played in all 16 games for the first time in his career and caught 14 passes for 154 yards, rushed once for four yards and tallied two stops on special teams.
- Had four catches and 43 yards against Cleveland (10/4) - his 25th game appearance.
- Selected as the special teams captain for the game at Washington (10/25), posting one stop on special teams.

2019:

- Spent the entire season on Reserve/PUP after undergoing offseason knee surgery.

2018:

- Suffered a hamstring injury in the preseason and was placed on Reserve/Injured following the final cut date.
- Returned to practice Nov. 1, activated Nov. 9 and played in the final eight games and both playoff contests.
- Saw most of his time as a blocker but caught five passes for 54 yards with a pair of catches for 19 yards in Dallas' playoff games. Also added five tackles on special teams.
- Made his season debut on special teams and offense at Philadelphia (11/11).
- Had his first catch of the year - a 22-yarder - on Thanksgiving Day against Washington (11/22).

2017:

- Made his NFL debut in the game at Denver (9/17), playing on offense and special teams, then caught his first career pass - a 13-yarder - at Arizona (9/25).
- Had his first career start as Dallas opened with three receivers against Seattle (12/24).

COLLEGE:

- Honorable mention All-Big Ten as he started all 13 games for the Buckeyes, ranked second on the team with 32 receptions and 402 receiving yards and tied for the team lead with seven touchdown catches.
- Broke a bone in his leg during fall camp and was issued a redshirt season as a sophomore.
- Played in 11 games as a true freshman and caught one pass for nine yards with one rush for -4 yards.

PERSONAL:

- Attended Pope John XXIII High School in Sparta, N.J., where he was first-team All-New Jersey by the *Newark Star-Ledger* and named the West Jersey player of the year as a senior after amassing 1,363 total offensive yards and 21 touchdowns while helping Pope John reach the non-public league Group 3 final.
- Majored in human development and family sciences.

COMMUNITY:

- 2017 Rookie Club presented by Essilor USA.
- 2017-19 Dallas Cowboys U High School Camp.
- 2019 Dallas Cowboys Draft Day/Fan Appreciation Party.
- Annual Team Holiday Hospital Visits.
- Kickoff Luncheon and Dallas Cowboys Family Cookbook benefiting Happy Hill Farm.
- Make-A-Wish Foundation of North Texas.
- Salvation Army Angel Tree Christmas Program.

N. BROWN'S COWBOYS TOTALS

Year Team	GP-GS	RECEIVING					SPECIAL TEAMS TACKLES			
		No	Yds	Avg	Long	TD	Solo	Asst	Tot	Blk Kick
2017 Dallas	13-1	4	33	8.3	14	0	0	0	0	0
2018 Dallas	8-2	5	54	10.8	22	0	4	1	5	0
2019 Dallas	0-0									
2020 Dallas	16-1	14	154	11.0	20	0	2	0	2	0
2021 Dallas	13-1	16	184	11.5	27	0	2	1	3	0
Totals	50-5	39	425	10.9	27	0	8	2	10	0
Playoffs										
2018 Dallas	2-0	2	19	9.5	13	0	1	0	1	0
2021 Dallas	1-0	0	0	0.0	0	0	0	0	0	0
Totals	3-0	2	19	9.5	13	0	1	0	1	0

ADDITIONAL STATISTICS

Rushing – 2020 (1 for 4 yards).

N. BROWN'S CAREER GAME-BY-GAME RECEIVING

2017 (Dallas)						2019 (Dallas), cont.					
Game	No	Yds	Avg	Long	TD	Game	No	Yds	Avg	Long	TD
W-NYG 9/10			INACTIVE			L-Min 11/10			RESERVE/PUP-Knee		
L-@ Den 9/17						W-@ Det 11/17			RESERVE/PUP-Knee		
W-@ Ari 9/25	1	13	13.0	13	0	L-@ NE 11/24			RESERVE/PUP-Knee		
L-LAR 10/1						L-Buf 11/28			RESERVE/PUP-Knee		
L-GB 10/8			INACTIVE			L-@ Chi 12/5			RESERVE/PUP-Knee		
W-@ SF 10/22						W-LAR 12/15			RESERVE/PUP-Knee		
W-@ Was 10/29						L-@ Phi 12/22			RESERVE/PUP-Knee		
W-KC 11/5			INACTIVE/INJURED-Thigh			W-Was 12/29			RESERVE/PUP-Knee		
L-@ Atl 11/12						Totals					
L-PHI 11/19	1	14	14.0	14	0	2020 (Dallas)					
L-LAC 11/23						Game	No	Yds	Avg	Long	TD
W-WAS 11/30	1	-2	-2.0	-2	0	L-@ LAR 9/13					
W-@ NYG 12/10						W-Atl 9/20	2	28	14.0	20	0
W-@ Oak 12/17	1	8	8.0	8	0	L-@ Sea 9/27	1	9	9.0	9	0
L-SEA 12/24						L-Cle 10/4	4	43	10.8	18	0
W-@ Phi 12/31						W-NYG 10/11					
Totals	4	33	8.3	14	0	L-Ari 10/19	2	15	7.5	14	0
2018 (Dallas)						2021 (Dallas)					
Game	No	Yds	Avg	Long	TD	Game	No	Yds	Avg	Long	TD
L-@ Car 9/9			RESERVE/INJURED-Hamstring			L-@ Was 10/25					
W-NYG 9/16			RESERVE/INJURED-Hamstring			L-@ Phi 11/1					
L-@ Sea 9/23			RESERVE/INJURED-Hamstring			W-Pit 11/8					
W-Det 9/30			RESERVE/INJURED-Hamstring			W-@ Min 11/22	1	6	6.0	6	0
L-@ Hou 10/7			RESERVE/INJURED-Hamstring			L-Was 11/26					
W-Jac 10/14			RESERVE/INJURED-Hamstring			L-@ Bal 12/3	3	40	13.3	19	0
L-@ Was 10/21			RESERVE/INJURED-Hamstring			W-@ Cin 12/13					
L-Ten 11/5			RESERVE/INJURED-Hamstring			W-SF 12/20	1	13	13.0	13	0
W-@ Phi 11/11						W-Phi 12/27					
W-@ Atl 11/18						L-@ NYG 1/3/21					
W-Was 11/22	1	22	22.0	22	0	Totals	14	154	11.0	20	0
W-NO 11/29	1	9	9.0	9	0	2021 (Dallas)					
W-Phi 12/9						Game	No	Yds	Avg	Long	TD
L-@ Ind 12/16	1	14	14.0	14	0	L-@ TB 9/9			INACTIVE		
W-TB 12/23	1	6	6.0	6	0	W-@ LAC 9/19					
W-@ NYG 12/30	1	3	3.0	3	0	W-Phi 9/27	1	9	9.0	9	0
Totals	5	54	10.8	22	0	W-Car 10/3					
Playoffs						W-NYG 10/10	3	36	12.0	22	10
W-Sea 1/5/19	1	6	6.0	6	0	W-@ NE 10/17	2	47	23.5	27	0
L-@ LAR 1/12/19	1	13	13.0	13	0	W-@ Min 10/31	1	7	7.0	7	0
Totals	2	19	9.5	13	0	L-Den 11/7					
2019 (Dallas)						W-Atl 11/14	1	18	18.0	18	0
Game	No	Yds	Avg	Long	TD	L-@ KC 11/21					
W-NYG 9/8			RESERVE/PUP-Knee			L-LV 11/25	6	53	8.8	27	0
W-@ Was 9/15			RESERVE/PUP-Knee			W-@ NO 12/2	2	14	7.0	9	0
W-Mia 9/22			RESERVE/PUP-Knee			W-@ Was 12/12			RESERVE/INJURED-Groin		
L-@ NO 9/29			RESERVE/PUP-Knee			W-@ NYG 12/19			RESERVE/INJURED-Groin		
L-GB 10/6			RESERVE/PUP-Knee			W-Was 12/26			RESERVE/INJURED-Groin		
L-@ NYJ 10/13			RESERVE/PUP-Knee			L-Ari 1/2/22					
W-Phi 10/20			RESERVE/PUP-Knee			W-@ Phi 1/8/22					
W-@ NYG 11/4			RESERVE/PUP-Knee			Totals	16	184	11.5	27	0
Playoffs						L-SF 1/16/22					

AVIANTE COLLINS (AH-vee-on)

76 • Tackle

6-4 • 307 • 4/21/93

TCU • FA-21

NFL: 4th Year • Cowboys: 1st Year

Games/Starts: 2021-0/0; Career-5/1

Postseason: 2021-0/0; Career-2/0

DALLAS DALLAS DALLAS
COWBOYS



PRO: Aviante Collins signed to the Dallas Cowboys practice squad prior to Week 1 of 2021 to help add an option at tackle should the need arise. Collins spent the entire season on the Cowboys practice squad, gaining valuable experience. He came into the league with the Minnesota Vikings as a rookie free agent following the 2017 NFL Draft and played in three games and two playoff contests before landing on Reserve/Injured in his second season. He returned to the Vikings for Year 3 in 2019 to playing three games. He then spent 2020 on the Vikings practice squad before spending the 2021 offseason and training camp with Pittsburgh prior to signing with Dallas.

TRANSACTION SUMMARY:

- 1/17/22: Signed with Dallas as a Future.
- 9/6/21: Signed to Dallas' practice squad.
- 2/2/21: Signed with Pittsburgh and waived (8/24).
- 9/5/20: Waived by Minnesota and signed to Minnesota's practice squad (9/6).
- 8/31/19: Waived by Minnesota, signed to Minnesota's practice squad (9/1) and activated (11/14).
- 9/10/18: Placed on Reserve/Injured with an elbow injury.
- 5/1/17: Signed with Minnesota as a rookie free agent.

2021 (Pittsburgh/Dallas):

- Signed with Pittsburgh but was waived in August.
- Signed to Dallas' practice squad where he spent the entire season.

2020 (Minnesota):

- Returned to Minnesota, was waived at the end of camp and signed to Minnesota's practice squad, where he spent the entire season.
- Was a standard elevation for the game against Dallas (11/22) but did not play.

2019 (Minnesota):

- Spent the first 10 weeks of the season on the Vikings practice squad, was activated on Nov. 14 and played in two games with one start.
- Made his first career start in Week 17 against Chicago (12/29).
- Inactive for both playoff games.

2018 (Minnesota):

- Returned to Minnesota but did not play in a game after injuring his elbow in a practice and landing on Reserve/Injured.

2017 (Minnesota):

- Signed with Minnesota as a rookie free agent following the 2017 NFL Draft and played in three games (inactive for nine and did not play in four) and saw action in two playoff contests.
- Made his NFL debut as a reserve at Chicago (10/9).
- Saw time as a reserve in his playoff debut in the Divisional Round against New Orleans (1/14/18).

COLLEGE:

- Appeared in 49 career games with 36 starts for the Horned Frogs
- Started all 13 games as a redshirt senior graduate student in 2016, helping the school to its 14th bowl appearance in Coach Patterson's 16th year.
- As a senior in 2015, played in the first three games before suffering a season-ending injury and receiving a medical redshirt.
- In 2014 as a junior, saw action in eight games.
- As a sophomore, started nine of the 12 games he played.
- Started all 13 games at both right tackle (10) and left tackle (three) as a true freshman in 2012.

PERSONAL:

- Was a three-year letterman in football and four-year letterman in track at Willowridge High School in Houston, Texas.

COMMUNITY:

- 2021 Play 60 Everybody Plays Field Day.
- Annual Team Holiday Hospital Visits.

A. COLLINS' NFL TOTALS

GAMES/STARTS (regular season, playoffs): 2017 (3/0, 2/0-Min); 2018 (0/0-Min); 2019 (2/1, 0/0-Min); 2020 (0/0-Min); 2021 (0/0, 0/0-PS). **Totals (5/1, 2/0).**

JABRIL COX

(juh-BREEL)

14 • Linebacker

6-3 • 240 • 4/16/98
 Louisiana State • D4a-'21 (115th overall)
 NFL: 2nd Year • Cowboys: 2nd Year
 Games/Starts: 2021-7/0; Career-7/0
 Postseason: 2021-0/0-IR; Career-0/0



PRO: The Dallas Cowboys drafted linebacker Jabril Cox in the fourth round (115th overall) of the 2021 NFL Draft, tabbing a highly productive and athletic defensive player. Cox spent the first seven weeks of his rookie season learning the pro game, playing mostly on special teams, before a torn ACL ended his rookie campaign. He underwent surgery and spent the offseason rehabbing and will return with a legitimate chance of earning a starting linebacker spot. Cox was a graduate transfer to LSU from North Dakota State in 2020, helping NDSU win three straight FCS Championships from 2017-19, compiling 258 tackles, 32 tackles for loss, 14.0 sacks and six interceptions in 45 games played, earning two FCS All-America honors. Cox was tabbed as one of the best coverage linebackers in the 2021 draft class and will look to display his skills in his second pro season.

TRANSACTION SUMMARY:

11/2/21: Placed on Reserve/Injured with a knee injury.
5/1/21: Drafted in the fourth round (115th overall) by Dallas.

2021:

- Played in each of the first seven games of the season, mainly on special teams, tallying one special teams stop and one tackle before a torn ACL ended his rookie season.
- Made his NFL debut playing mostly on special teams in the opener at Tampa Bay (9/9), then made his first career defensive tackle - a stop on the goal line - against the N.Y. Giants (10/10).
- Tallied his first career special teams tackle in the win at New England (10/17), then suffered a torn ACL on the punt team at Minnesota (10/31).

COLLEGE:

- Started all 10 games as a graduate transfer for the Tigers defense in 2020, finishing third on the defense with 58 tackles while adding 6.5 tackles for loss, three interceptions and a sack.
- As a junior in 2019 at North Dakota State, recorded 92 tackles to go with 9.5 tackles for loss and 5.5 sacks, including eight tackles in NDSU's FCS Championship Game win over James Madison, earning FCS All-America honors.
- As a sophomore in 2018, finished fourth in the Buck Buchanan Award voting, which is presented to the top defensive player in FCS, leading NDSU with 91 tackles, 9.5 tackles for loss, 4.0 sacks and four interceptions - returning two of those for touchdowns - in helping the Bison to a 15-0 mark. Named Mountain Valley Conference Defensive Player of the Year.
- Earned Freshman All-America honors after leading NDSU in tackles (75) and tackles for loss (13), adding 4.5 sacks and three fumble recoveries for the 14-1 Bison.
- Redshirted as a freshman in 2016.

PERSONAL:

- Prepped at Raytown South High School in Kansas City, Mo., where he performed as a dual-threat quarterback who also played wide receiver, linebacker, safety and cornerback in his career as a two-time captain.
- Accounted for 3,107 yards of total offense and 31 touchdowns his senior year, passing for 2,103 yards and 18 touchdowns while running for 1,004 yards and 13 scores as a first-team all-district honoree.
- Graduated from North Dakota State in the spring of 2019 with a degree in psychology and a minor in business.

COMMUNITY:

- 2022 Dallas Cowboys Draft Day/Fan Appreciation Party.
- Annual Team Holiday Hospital Visits.

COX'S COWBOYS TOTALS

Year Team	GP-GS	DEFENSE										INTERCEPTIONS					FUMBLES REC								
		ST	AT	TT	Sks-Yds	Tkl/Ls	QB Prs	PBU	FF	No	Yds	Avg	Lg	TD	No	Yds	Avg	Lg	TD						
2021 Dallas.....	7-0	1	0	1	0.0(0)	0(0)	0	0	0	0	0	0	0	0	0	0	0.0	0	0	0	0	0	0	0	
Playoffs																									
2021 Dallas.....	0-0																								

RESERVE/INJURED-Knee

RESERVE/INJURED

RESERVE/INJURED

ADDITIONAL STATISTICS

Special Teams Tackles - 2021 (1-0-1).

TREVON DIGGS (TRAY-von)

7 • Cornerback

6-1 • 204 • 9/20/98
 Alabama • D2-'20 (51st overall)
 NFL: 3rd Year • Cowboys: 3rd Year
 Games/Starts: 2021-16/16 Career-28/27
 Postseason: 2021-1/1; Career-1/1

DALLAS DALLAS DALLAS
COWBOYS



PRO: The Dallas Cowboys bolstered their defensive backfield when they selected Trevon Diggs - one of the top cornerbacks and one of the best all-around athletes - in the second round (51st overall) of the 2020 NFL Draft. Diggs, who started his collegiate career as a receiver at Alabama, made the switch to defense as a sophomore and continued to improve each season. As a rookie in Dallas, Diggs started 11 of the 12 games he played, missing four in the middle of the season with a broken foot. Diggs finished his rookie season becoming the first Cowboys rookie to lead the team outright in interceptions (three) since Terence Newman in 2003, the first rookie to lead the team in breakups (14) since Byron Jones in 2015 and the first to lead in both categories since 1984 when Dallas started tracking breakups. Diggs was also sixth on the defense with 57 tackles while adding one sack, one tackle for loss and a forced fumble. Diggs had a breakout year in his second season, leading the NFL and tying a franchise record with 11 interceptions - returning two for touchdowns - making him the first Cowboy to lead the NFL in picks since Everson Walls in 1981. Diggs was named a Pro Bowl starter and earned first-team All-Pro honors for his efforts. Starting all 16 games he played, primarily shadowing the top opposing receivers, Diggs also led the defense with 21 breakups and finished seventh with 56 tackles - tying his total from his rookie season.

TRANSACTION SUMMARY:

11/18/20: Placed on Reserve/Injured with a foot injury and activated (12/19).
4/24/20: Drafted in the second round (51st overall) by Dallas.

2021:

- Earned a spot on the NFC Pro Bowl roster while becoming the third Dallas Cowboy to lead the NFL in interceptions, finishing with a franchise-record tying 11.
- Added first-team All-Pro honors, becoming the first Dallas cornerback to earn the honors since Deion Sanders in 1999.
- Also led the team with 21 breakups and finished seventh with 56 tackles. Since pass breakups were tracked starting in 1984, he is the only player in NFL history with 11 interceptions and 20-plus breakups in a season.
- Had an interception in the opener at Tampa Bay (9/9), then posted six tackles and a pick at the LA Chargers (9/19), before picking up two tackles, three breakups and an interception he returned 59 yards for his first career touchdown against Philadelphia (9/27).
- Took home NFC Defensive Player of the Month (September) for his effort through the first month of the season - nine tackles, six breakups, three interceptions - one returned for a touchdown. Became the fourth Cowboy to win the award.
- After his PoM award for September, opened October with NFC Defensive Player of the Week honors for his four-tackle, two-interception performance against Carolina (10/3). Became the second Cowboy (Don Bishop, 1961) to open a season with at least one interception in each of the first four games.
- Had six tackles, two breakups and his fifth straight game with an interception in the win over the N.Y. Giants (10/10). Became the second Cowboy (Bishop, 1961) with an interception in each of the first five games of a season and the fourth NFL player since the merger with six picks through the first five games.
- Extended his interception streak to six games to start the season with one he returned 42 yards for a touchdown at New England (10/17). Became the fourth player in NFL history - first since 2003 - to tally a pick in each of the first six games of a season. Added six tackles and a breakup in the win.
- Had his interception streak come to an end, failing to pick off a pass in the win at Minnesota (10/31).
- Added his eighth theft of the season, along with two tackles and a breakup, in the win over Atlanta (11/14).
- Picked off his ninth pass of the season to go with five tackles and a breakup at New Orleans (12/2), then was the defensive captain at Washington (12/12), finishing with two tackles and three breakups.
- Tied Walls (1981) for Dallas' single-season franchise record for interceptions, picking off his 11th pass of the season to go with two tackles and two breakups in the blowout win over Washington (12/26). The theft came on Washington's first offensive play of the game.
- Was Inactive/illness for the season finale at Philadelphia (1/8/22), then notched four tackles in his playoff debut in the Wild Card game against San Francisco (1/16/22).

2020:

- Started 11 of the 12 games he played (missing four mid-season with a broken foot), becoming the first Cowboys rookie to lead the team outright in interceptions (three) since Terence Newman in 2003, the first rookie to lead the team in breakups (14) since Byron Jones in 2015 and the first to lead in both categories since 1984 when Dallas started tracking breakups. Diggs was also sixth on the defense with 57 tackles while adding one sack, one tackle for loss and a forced fumble.
- Made his NFL debut in a start in the opener at the LA Rams (9/13) and had four tackles, becoming the first Dallas rookie cornerback to start a season opener since Morris Claiborne in 2012. Also joined CeeDee Lamb and Terence Steele as starters to mark the first time the Cowboys had three rookies start a season opener since 2002 (Antonio Bryant, Andre Gurode and Roy Williams).
- Had a season-best eight tackles to go with a breakup and his first career forced fumble at Seattle (9/27).
- Credited with his first career sack to go with eight tackles against Cleveland (10/4).
- Intercepted the first two passes of his career and logged a season-best four breakups at Philadelphia (11/1). Became the first Cowboys rookie with two interceptions since Sean Lee's pair at Indianapolis (12/5/10).
- Tallied seven tackles against Pittsburgh (11/8) before a foot injury forced him from the game and landed him on Reserve/Injured.

- Returned to action against San Francisco (12/20) to the tune of four tackles, including his first tackle for loss, and a breakup.

COLLEGE:

- Returned from injury as a senior to start all 12 games and tied for the team lead with eight pass breakups while adding 37 tackles and tying for second on the team with three interceptions - returning one 84 yards for a touchdown. Also recovered two fumbles, returning one 100 yards for a score.
- Worked in as a starter as a junior but was limited to six starts in six games as a foot injury ended his season. Had 20 tackles, seven breakups, a forced fumble and his first career interception.
- Made the full-time switch to defense as a sophomore, while also handling some return duties, and notched six tackles and three breakups, and returned 18 punts for 154 yards (8.6 avg.) and two kickoffs for 74 yards.
- Saw time on both sides of the ball and at kickoff and punt returner as a true freshman, averaging 23.7 yards-per-kickoff return (seven for 166 yards), 10.0 yards-per-punt return (13 for 130), while catching 11 passes for 88 yards and a touchdown and five tackles and a forced fumble on defense.

PERSONAL:

- Was a standout receiver at Avalon High School in Gaithersburg, Md., and caught 78 passes for 1,008 yards and 15 touchdowns as a junior.
- Also played on Avalon's basketball team.
- Brother, Stefon, plays for the Buffalo Bills.

COMMUNITY:

- 2020 Rookie Club Salute to Service Week.
- 2022 Reliant Home Run Derby benefiting the Salvation Army.
- Annual Team Holiday Hospital Visits.

DIGGS' COWBOYS TOTALS

Year Team	GP-GS	DEFENSE								INTERCEPTIONS					FUMBLES REC					
		ST	AT	TT	Sks-Yds	Tkl/Ls	QB Prs	PBU	FF	No	Yds	Avg	Lg	TD	No	Yds	Avg	Lg	TD	
2020 Dallas	12-11	45	11	-	56	1.0(0)	1(-1)	0	14	1	3	43	14.3	33	0	0	0	0.0	0	0
2021 Dallas	16-16	47	9	-	56	0.0(0)	0(0)	0	21	0	11	142	12.9	59t	2	0	0	0.0	0	0
Totals	28-27	92	20	-	112	1.0(0)	1(-1)	0	35	1	14	185	13.2	59t	2	0	0	0.0	0	0
Playoffs																				
2021 Dallas	1-1	4	0	-	4	0.0(0)	0(0)	0	0	0	0	0	0.0	0	0	0	0.0	0	0	0

ADDITIONAL STATISTICS

Punt Returns – 2021 (2 for 10 yards).

SINGLE-GAME HIGHS

Tackles – 8 at Seattle, 9/20/20 and vs. Cleveland, 10/4/20

Solo Tackles – 8 at Seattle, 9/20/20

PBUs – 4 at Philadelphia, 11/1/20

Interceptions – 2 at Philadelphia, 11/1/20 and vs. Carolina, 10/3/21

DIGGS' INTERCEPTIONS BY QUARTERBACK

(14 total)

Sam Darnold.....2	Carson Wentz.....2	Justin Herbert.....1	Matt Ryan.....1
Mike Glennon.....2	Tom Brady.....1	Taysom Hill.....1	
Jalen Hurts.....2	Taylor Heinicke.....1	Mac Jones.....1	

DIGGS' CAREER GAME-BY-GAME**DEFENSE**

Game	2020 (Dallas)								2021 (Dallas)										
	ST	AT	TT	Tk/Ls	PBU	No/Yds	Lg	TD	INTs	Game	ST	AT	TT	Tk/Ls	PBU	No/Yds	Lg	TD	INTs
L-@ LAR 9/13	1	3	-	4						L-@ TB 9/9	1	0	-	1	2	1/0	0	0	
W-At 9/20	3	1	-	4	1					W-@ LAC 9/19	6	0	-	6	1	1/0	0	0	
L-@ Sea 9/27	8	0	-	8	1					W-Phi 9/27	2	0	-	2	3	1/59	59t	1	
L-Cle 10/4	3	5	-	8						W-Car 10/3	4	0	-	4	2	2/23	23	0	
W-NYG 10/11	3	1	-	4	1					W-NYG 10/10	4	2	-	6	2	1/18	18	0	
L-Ari 10/19	3	0	-	3						W-@ NE 10/17	5	1	-	6	1	1/42	42t	1	
L-@ Was 10/25	2	0	-	2	1					W-@ Min 10/31	1	0	-	1					
I-@ Phi 11/1	7	0	-	7	4	2/33	33	0		L-Den 11/7	1	2	-	3	1				
L-Pit 11/8	7	0	-	7						W-At 11/14	2	0	-	2	1	1/0	0	0	
W-@ Min 11/22					RESERVE/INJURED-Foot					L-@ KC 11/21	4	0	-	4					
L-Was 11/26					RESERVE/INJURED-Foot					L-LV 11/25	4	1	-	5					
L-@ Bal 12/3					RESERVE/INJURED-Foot					W-@ NO 12/2	4	1	-	5	1	1/0	0	0	
W-@ Cin 12/13					RESERVE/INJURED-Foot					W-@ Was 12/12	1	1	-	2	3				
W-SF 12/20	3	1	-	4	1(-1)	1				W-@ NYG 12/19	3	1	-	4	2	1/0	0	0	
W-Phi 12/27	1	0	-	1	1	1/10	10	0		W-Was 12/26	2	0	-	2	2	1/0	0	0	
L-@ NYG 1/3/21	4	0	-	4	2					L-Ari 1/2/22	3	0	-	3					
Totals	45	11	-	56	1(-1)	14	3/43	33	0	W-@ Phi 1/8/22	INACTIVE/ILLNESS								
										Totals	47	9	-	56	21	11/142	59t	2	
Playoffs																			
										L-SF 1/16/22	4	0	-	4					

BEN DI NUCCI

(dih-NEW-chee)

17 • Quarterback

6-2 • 222 • 11/24/96
 James Madison • D7-'20 (231st overall)
 NFL: 2nd Year • Cowboys; 2nd Year
 Games/Starts: 2021-0/0; Career-3/1
 Postseason: 2021-0/0; Career-0/0

DALLAS DALLAS DALLAS
COWBOYS



STAFF

BEN
 DI NUCCI

2021 SEASON

RECORDS

PLAYOFF
 RECORDS

HISTORY

SIDELINES

PRO: Ben DiNucci was the Dallas Cowboys final selection in the seventh round (231st overall) of the 2020 NFL Draft. Overall, DiNucci became just the seventh quarterback selected by the Cowboys since Jerry Jones bought the team in 1989, the 34th overall signal caller chosen in an NFL Draft in team history and only the second player ever drafted out of James Madison (WR Macey Brooks - 1997). After Dak Prescott (ankle) was lost for the season five games into 2020, and with Andy Dalton missing time with a concussion, DiNucci saw action in three games, including his first career start. The first-year pro completed 23-of-43 passes for 219 yards while rushing six times for 22 yards on the season. He spent his final two collegiate seasons at JMU after transferring from Pittsburgh and finished top-10 in five statistical categories in school history - completions (479 - tied third), passing yards (5,716 - fourth), passing touchdowns (45 - fourth), pass attempts (687 - sixth) and total offense (6,718 - seventh). Going into 2021, DiNucci saw action in the preseason in his second season but was released at the end of training camp. He immediately signed to Dallas' practice squad where he spent the entire season.

TRANSACTION SUMMARY:

- 1/17/22:** Signed with Dallas as a Future.
- 8/31/21:** Waived and signed to Dallas' practice squad (9/1).
- 4/25/20:** Drafted in the seventh round (231st overall) by Dallas.

2021:

- Spent the entire season on Dallas' practice squad.

2020:

- Played in three games with one start as the club's third quarterback for a majority of his rookie season.
- Made his NFL debut late in the fourth quarter against Arizona (10/19) but did not record any stats.
- Saw extended action at Washington (10/25) after Andy Dalton left the game in the third quarter (concussion) and was two-of-three for 39 yards.
- Made his first career start with Dalton (concussion) sidelined at Philadelphia (11/1) and completed 21-of-40 passes for 180 yards. His attempts and completions were second by a Cowboys rookie in his first start while his yardage was fifth.
- Became the first quarterback from JMU to start an NFL game - the 14th Cowboys rookie quarterback to start a game.

COLLEGE:

- Started all 16 games as a senior for the Bulldogs and completed 268-of-378 attempts for 3,441 yards and 29 touchdowns with six interceptions, good for second in JMU single-season history in passing yards and total offense, tied for second in passing touchdowns and third in completions.
- Led the nation with a 70.9 completion percentage and also ranked second nationally in pass efficiency (169.5), sixth in yards-per-pass attempt (9.1) and 11th in the FCS - third in the CAA - in passing touchdowns (29).
- Named AFCA first-team All-American, CAA Offensive Player of the Year, first-team All-CAA quarterback and was one-of-three Gary Clark Offensive MVP Award recipients.
- Completed 211-of-309 pass attempts for 2,275 yards and 16 touchdowns, with 12 interceptions as a junior transfer to JMU.
- Also rushed for 433 yards and a team-best nine touchdowns - tied for second in the CAA.
- Made six starts at quarterback as a sophomore at Pitt and was 88-of-158 for 1,091 yards with five touchdowns and five interceptions. Ran for 126 yards on 55 carries with one score.
- Appeared in two games as a redshirt freshman and was three-of-nine for 16 yards with a touchdown and two interceptions. Also rushed two times for 18 yards, with a long of 16 yards.
- Redshirted as a true freshman.

PERSONAL:

- Threw for 7,619 yards and 72 scores during his career as a three-year starting quarterback at Pine-Richland High School in Gibsonia, Pa.
- Earned several tributes such as: *USA Today* second-team All-America, Pennsylvania Gatorade Player of the Year, Pennsylvania Sports Writers Class AAAA Player of the Year, *Pennsylvania Football News* Class AAAA Offensive Player of the Year, *Pittsburgh Post-Gazette* "Fabulous 22" and *Pittsburgh Tribune-Review* "Terrific 25".
- Became first player in Pennsylvania history to throw for 4,000 yards in a season, passing for 4,269 yards and 46 touchdowns as a senior.
- Led Pine-Richland to a 15-1 record and WPIAL Class AAAA championship and PIAA title game as a senior.
- Dual-sport athlete who also played basketball.
- Earned his degree in communications.

COMMUNITY:

- 2020 Rookie Club Salute to Service Week.
- Annual Team Holiday Hospital Visits.

DINUCCI'S COWBOYS TOTALS

Year Team	GP-GS	Att	Cmp	Yds	PASSING					Int	Int%	Long	Sacks	Rating
					Pct	Yds/Att	TD	TD%	0					
2020 Dallas	3-1	43	23	219	53.5	5.1	0	0.0	0	0.0	32	7/73	67.9	
2021 Dallas	0-0													
Totals	3-1	43	23	219	53.5	5.1	0	0.0	0	0.0	32	7/73	67.9	

Playoffs													
2021 Dallas	0-0												

Year Team	No	Yds	RUSHING		TD
			Avg	Long	
2020 Dallas	6	22	3.7	10	0
2021 Dallas					
Totals	6	22	3.7	10	0

Playoffs					
2021 Dallas					

RICO DOWDLE

23 • Running Back

5-11 • 215 • 6/14/98
 South Carolina • UDFA-'20
 NFL: 3rd Year • Cowboys: 3rd Year
 Games/Starts: 2021-0/0-IR; Career-15/0
 Postseason: 2021-0/0-IR; Career-0/0



PRO: Rico Dowdle signed with Dallas as a rookie free agent following the 2020 NFL Draft and impressed coaches enough through training camp to earn a spot on the active roster, becoming one-of-three rookie free agents to make the squad out of training camp. Dowdle played in 15 games, seeing most of his time on special teams, and finished the year with seven carries for 24 yards, four kickoff returns for 152 yards (38.0 avg) and two special teams tackles. He returned in 2021 looking to improve upon his experience as a rookie and earn more playing time, but a hip injury suffered in preseason action landed him on Reserve/Injured for the entire year.

TRANSACTION SUMMARY:

8/25/21: Placed on Reserve/Injured with a hip injury.
5/6/20: Signed with Dallas as an undrafted free agent.

2021:

- Spent the season on Reserve/Injured after suffering a hip injury in preseason action on Aug. 21 against Houston.

2020:

- Joined Sean McKeon and Terence Steele as the only undrafted rookies to make the squad out of training camp and played in 15 games, seeing most of his time on special teams.
- As a reserve running back, rushed seven times for 24 yards, returned four kickoffs 152 yards and logged three special teams tackles.
- Made his NFL debut playing on special teams in the opener at the LA Rams (9/13).
- Logged his first NFL stats, rushing three times for 13 yards late in the fourth quarter against Arizona (10/19).
- Returned his first career kickoff 64 yards in the game against Pittsburgh (11/8).

COLLEGE:

- In four years at South Carolina, started 29-of-39 games played and rushed for 2,167 yards and 16 touchdowns on 428 carries. Caught 62 passes for 483 yards and three touchdowns.
- As a senior rushed for 498 yards and four touchdowns on 106 carries and caught 22 passes for 167 yards, starting 10-of-12 games.
- Led the team with 654 yards while adding four touchdowns on 123 carries (5.3 avg.) and caught 14 passes for 133 yards and one score, starting eight-of-12 games as a junior.
- Played in just eight games with four starts as a sophomore and was third on the team with 241 yards on 66 carries with two touchdowns.
- Started seven-of-nine games played as a true freshman and led the team with 133 carries for 764 yards with six touchdowns. Also caught 15 passes for 55 yards with one score.

PERSONAL:

- Earned all-state and PARADE All-America honors as a senior at A.C. Reynolds High School in Asheville, N.C.
- Rushed for 2,545 yards and 51 touchdowns in his final prep campaign.
- Has a daughter, Araiya.
- Graduated with a degree in retailing.

COMMUNITY:

- 2020 Rookie Club Salute to Service Week.
- Annual Team Holiday Hospital Visits.

DOWDLE'S COWBOYS TOTALS

Year Team	GP-GS	RUSHING					RECEIVING				
		No	Yds	Avg	Long	TD	No	Yds	Avg	Long	TD
2020 Dallas	15-0	7	24	3.4	7	0	0	0	0.0	0	0
2021 Dallas	0-0	RESERVE/INJURED-Hip					RESERVE/INJURED-Hip				
Totals	15-0	7	24	3.4	7	0	0	0	0.0	0	0

Playoffs			
2021 Dallas	0-0	RESERVE/INJURED-Hip	RESERVE/INJURED-Hip

ADDITIONAL STATISTICS
Kickoff Returns – 2020 (4 for 152, 38.0 avg., 64 long).
Special Teams Tackles – 2020 (3-0-3).

EZEKIEL ELLIOTT

21 • Running Back

6-0 • 226 • 7/22/95
 Ohio State • D1-16 (4th overall)
 NFL: 7th Year • Cowboys: 7th Year
 Games/Starts: 2021-17/17 Career-88/88
 Postseason: 2021-1/1; Career-4/4

PRO: For just the second time in franchise history, the Dallas Cowboys used a top-five pick to select a running back when the team chose Ezekiel Elliott with the fourth pick of the 2016 NFL Draft. Elliott did not disappoint as a rookie, leading the NFL with 1,631 yards to become only the fifth rookie since the NFL merger to win the NFL rushing title. His 1,631 rushing yards - third by a rookie in NFL history - were aided by seven 100-yard rushing games - tops by a rookie in team history - and he totaled 1,994 yards from scrimmage which was third by a rookie in league history. Elliott became the fourth rookie in Cowboys history to be named to the Pro Bowl and only the fourth rookie, second running back, to be named All-Pro in franchise annals. He also took home FedEx Ground Player of the Year. Despite missing six games in 2017 (league-mandated suspension), Elliott led the league averaging 98.3 yards-per-game and finished 10th in the league with 983 yards. His third season saw him take home the rushing crown for the second time in his first three seasons, becoming the second Cowboy (Emmitt Smith - four) with multiple rushing titles. He paced the league with 1,434 yards and also became the first Cowboys running back to lead the team in receptions (77-club running back record) since 2003. For his efforts, he was selected to his second career Pro Bowl. After a summer-long holdout, and just prior to Week 1 of 2019, Elliott signed a six-year contract extension, keeping him in Dallas through 2025. In his fourth pro season, Elliott started all 16 games for the first time and topped 1,000 yards for the third time, finishing fourth in the NFL with 1,357 yards, placing second with 1,777 scrimmage yards and tying for fifth with 12 touchdowns. For his effort, Elliott was selected to his third career Pro Bowl. Through a 2020 season riddled with injuries to the offensive line and Prescott, Elliott rushed for 979 yards (11th in the league) with six touchdowns on 244 carries and had 338 receiving yards to top 1,000 scrimmage yards for the fifth straight season to join Tony Dorsett and Smith as the only three Cowboys to reach 1,000 scrimmage yards in each of his first five seasons. The 2021 season saw Elliott notch his fifth career 1,000-yard season, finishing with 1,002 yards and 10 touchdowns. For the year, Elliott totaled 1,289 scrimmage yards to join Ladaian Tomlinson as the only players in NFL history with 1,250 scrimmage yards and eight total touchdowns in each of their first six seasons.



TRANSACTION SUMMARY:

- 9/4/19:** Signed a six-year extension through 2025.
- 4/28/16:** Drafted in the first round (fourth overall) by Dallas.

2021:

- Notched his fifth career 1,000-yard season, tallying 1,002 yards and 10 touchdowns - his third career 10-touchdown season.
- Added 287 receiving yards and a pair of touchdowns to total 1,289 yards from scrimmage, joining Ladaian Tomlinson as the only two players in league history to tally at least 1,250 scrimmage yards and eight total touchdowns in each of their first six seasons.
- Started each game of the season for only the second time in his career (2019).
- Had a pair of touchdowns and 95 yards on 17 carries as the offensive captain in the Monday night home-opening win over Philadelphia (9/27).
- Playing in his 75th career game (and 75th career start), notched his first 100-yard game of the season (29th of his career) against Carolina (10/3), with 143 yards and a touchdown on 20 carries (7.2 avg.), including a long run of 47 yards (third-longest in his career).
- Topped 100 yards for the second straight game, finishing with 21 carries for 110 yards and a touchdown while catching two passes for two yards and a score against the N.Y. Giants (10/10). It was his fourth straight game with a rushing touchdown, tying a career-long streak, and his eighth career game with a rushing and receiving touchdown.
- Notched his 12th career multi-rushing touchdown game, adding two against Atlanta (11/14), then tied Michael Irvin (65) for sixth on the Cowboys all-time touchdowns list, rushing for a score on Thanksgiving Day against Las Vegas (11/25).

- Added his ninth career game with a rushing and receiving touchdown, notching one of each against Washington (12/26). His rushing score was the 10th of the season, marking his third 10-touchdown season, second in franchise history.
- Rushed 18 times for 87 yards in the finale at Philadelphia (1/8/22) to top 1,000 yards on the season for the fourth time in his career.
- In the Wild Card game against San Francisco (1/16/22), rushed 12 times for 31 yards and caught one pass for no gain.

2020:

- Started all 15 games he played, missing his first career game due to injury (calf), and rushed 244 times for 979 yards (11th in the NFL) with six touchdowns. Added 52 catches for 338 yards and two scores.
- Became the third Cowboy - Dorsett and Smith - to top 1,000 scrimmage yards in each of his first five seasons, finishing the year with 1,317.
- Opened the season with 96 yards on 22 carries with a touchdown and caught three passes for 31 yards and a touchdown at the LA Rams (9/13).
- Selected as the offensive captain for the game against Cleveland (10/4).
- Logged his 10th career multi-rushing touchdown game with two, carrying the ball 19 times for 91 yards against the N.Y. Giants (10/11).
- Notched his first 100-yard game of the season, rushing for 103 yards on 21 carries while catching two passes for 11 yards with a six-yard touchdown catch at Minnesota (11/22).
- Passed 8,000 career scrimmage yards, rushing for 77 yards and adding 18 through the air at Baltimore (12/8).
- Missed his first career game due to injury (calf) against San Francisco (12/20), then returned against Philadelphia (12/27) to rush for 105 yards while nabbing his 50th catch of the season to mark his third straight 50-catch season - tied with Herschel Walker for the second-most 50-catch seasons by a Cowboy (Smith, four).

2019:

- Signed a six-year extension after missing training camp and started all 16 games for the first time in his career.
- Was fourth in the NFL with 1,357 rushing yards - his third career 1,000-yard effort - and tied for fifth with 12 touchdowns. Added 54 catches for 420 yards with two scores.
- Topped 100 yards on seven occasions, had a streak of four games with a touchdown and had back-to-back two-touchdown performances.
- Tallied his 20th career 100-yard effort in the win at Washington (9/15), totaling 111 yards and a touchdown on 23 carries.
- Had 125 yards on 19 carries (6.6) against Miami (9/22), teaming with Tony Pollard (103) to mark the fourth time in franchise history Dallas had two backs over 100 rushing yards - first since 1998. The duo totaled 235 rushing yards - the most since 2011.
- Had 105 yards and a touchdown at the N.Y. Jets (10/13), then notched his fourth 100-yard game of the year with 111 yards and a score on 22 carries against Philadelphia. It was his fourth straight game with a rushing touchdown - the longest streak of his career.
- Rushed for a season-high 139 yards on 23 carries at the N.Y. Giants (11/4).
- Cracked the club's top-10 all-time scrimmage yards list after rushing for 86 yards and adding 40 receiving yards at New England (11/24).
- Topped 5,000 career rushing yards - fifth Dallas Cowboy - and passed Calvin Hill (5,009) for fourth in rushing yards in team history after adding 71 yards on 12 runs on Thanksgiving Day against Buffalo (11/28).
- Hit the 1,000-yard mark for the season at Chicago (12/5) while adding two rushing scores.
- Rushed for 117 yards with a pair of scores against the LA Rams (12/15) to give him consecutive multi-rushing touchdowns games. Pollard also topped 100 yards in the game, marking the first time in franchise history Dallas had multiple running backs top 100 yards in the same game two different times in a season.
- Closed out the season against Washington (12/29) with 122 yards on 18 runs with a touchdown.

2018:

- Earned his second career Pro Bowl selection after capturing the league rushing crown for the second time in his first three seasons - 11th player, fifth since the merger, and second Dallas Cowboy to win the rushing title at least twice in his first three seasons.
- Had 1,434 yards on 304 carries (4.7) and six touchdowns.
- Became the first Dallas running back since 2003 to lead the team in receptions, catching a club running back record 77 passes for 567 yards (third on the team) with three scores.
- Topped 2,000 all-purpose yards (2,001) for the first time in his career (fifth time in franchise history).
- Started the season with a rushing touchdown in each of the first two games, then rushed for his first 100-yard outing, finishing with 127 yards on 16 carries (7.9) at Seattle (9/23).
- Logged his second straight 100-yard game, rushing for 152 yards (third in his career) on 25 carries (6.1) against Detroit (9/30). Also led the team with 88 receiving yards (second in his career), including a 38-yard touchdown catch and a 34-yarder to set up the game-winning field goal. His 240 scrimmage yards marked the first 200-yard game of the season in the NFL and the most in his career. He was the first Cowboys rusher, 15th NFL rusher (17th occurrence) with 150-or-more rushing yards and at least 80 receiving yards in a game.
- Totaled 151 yards (fourth in his career) and a touchdown on 19 carries (7.9) and caught six balls for 36 yards and a touchdown at Philadelphia (11/11).
- Topped 200 scrimmage yards for the second time that season - fourth in his career - with his fifth 100-yard rushing game (122) and a team-best 79 receiving yards on seven catches at Atlanta (11/18).
- Reached 1,000 yards on the season for the second time of his career, finishing with 121 yards and a touchdown on 26 runs against Washington (11/22) on Thanksgiving Day.
- Tied his single-season best with his seventh 100-yard outing, finishing with 113 yards against Philadelphia (12/9). Also caught a career-high 12 passes (tied with Emmitt Smith for a Cowboys running back record) for 79 yards to put him over 5,000 career scrimmage yards.
- Rushed for 137 yards (fifth in a Cowboys playoff game) on 26 carries (5.3) and his first postseason touchdown against Seattle (1/5/19). With his 125 yards in the 2018 Divisional Game, logged consecutive playoff games with 100 yards - the third Cowboy with back-to-back 100-yard games.

2017:

- Missed six games due to a league-mandated suspension and finished 10th with 983 rushing yards - tops in the league with a 98.3 yard-per-game average - and tied for 11th with seven scores.

- Had a pair of touchdowns (one rush, one receiving) against the LA Rams (10/1), then topped 2,000 career rushing yards (15th Dallas Cowboy) against Green Bay (10/8), rushing for 116 yards on 29 carries.
- Totaled 219 scrimmage yards (147 rushing, 72 receiving) at San Francisco (10/22) while rushing for two touchdowns and catching one.
- Rushed a career-high 33 times for 150 yards with two touchdowns. His third straight 100-yard game and second straight multi-touchdown game at Washington (10/29).
- Returned to the field against Seattle (12/24) after missing six games with a suspension and rushed 24 times for 97 yards (4.0) and had four catches for 21 yards.
- Logged his 12th career 100-yard game - fifth of the season - with 103 yards in the finale at Philadelphia (12/31).

2016:

- Started all 15 games he played, missing one (coach's decision), and was tops in the NFL in rushing yards (11,631) and attempts (322), third in touchdowns (15) and scoring (96 points).
- Became the fifth rookie since the 1970 merger to lead the NFL in rushing, joining Earl Campbell, George Rogers, Eric Dickerson and Edgerrin James.
- Second in the NFL - third by a rookie in league history - with 1,994 total scrimmage yards.
- Earned his first career trip to the Pro Bowl, becoming the fourth club running back selected to the game. Along with Dak Prescott, the pair became the first two Dallas rookies to be selected to the game.
- Also named All-Pro first-team and the FedEx Ground Player of the Year.
- Made his NFL debut as only the fourth Cowboys rookie running back to start a season opener and rushed 20 times for 51 yards with his first career touchdown against the N.Y. Giants (9/11).
- Rushed 21 times for 83 yards (4.0) and a touchdown - the first Cowboys rookie rusher to have a rushing touchdown in each of the first two games of his rookie season.
- Had his first career 100-yard game, rushing for 140 yards on 30 carries against Chicago (9/25). Is the 10th different Cowboys rookie to rush for 100 yards, and it was the 24th time a team rookie reached the mark. His 140 yards were eighth by a rookie in team history.
- Became the fourth club rookie to log consecutive 100-yard games with 138 at San Francisco (10/2). Also became the fifth Cowboys rusher overall with back-to-back 125-yard games.
- Rushed 15 times for 134 yards (8.9) with two touchdowns, including a career-long 60-yard jaunt for a score in the win over Cincinnati (10/9). It was his first multi-touchdown game - 21st by a Dallas rookie. He is the first club rookie with three consecutive 130-yard games - third NFL rookie (Eric Dickerson, 1983 and Mike Anderson, 2000).
- Had 157 yards - fourth by a Cowboys rookie rusher - on 28 carries (5.6). It was his fourth consecutive 100-yard game - first Cowboys rookie to four straight 100-yard outings - and the first NFL rookie rusher (11th overall back) to rush for at least 130 yards in four straight games.
- Had his second multi-touchdown game of the season, with two, on 18 carries for 92 yards at Cleveland (11/16).
- Earned NFC Offensive Player of the Week, rushing for his fifth 100-yard game of the season at Pittsburgh (11/13), tallying 114 yards and two touchdowns (his third multi-touchdown game of the season, second consecutive) on 21 carries. Both scores came in the final 2:00, making him the first player to score two touchdowns in the final 2:00 of a game since Ahmad Rashad in 1974. Had two catches for 95 yards (career-high) with an 83-yard touchdown - second-longest scoring catch by a rookie in team history, fifth by a club running back. Became the first back since Gale Sayers in 1965 with a 60-plus yard touchdown run and an 80-plus yard scoring catch in a season. His 209 scrimmage yards tied for fourth in club history - the sixth Dallas rookie to reach 200.
- Became the club's all-time leading rookie rusher, passing Dorsett (1,007), after rushing for 97 yards on 25 carries against Baltimore (11/20).
- Had two touchdowns and 97 yards on 20 carries on Thanksgiving Day against Washington (11/24) to become the fourth rookie in club history to reach 10 touchdowns - first since Emmitt Smith (1990). He is the eighth different running back to reach 10, marking the 17th time in club history a back had 10-plus rushing scores. Also passed Smith for rush attempts by a rookie.
- In the Thursday night win at Minnesota (12/1), rushed 20 times for 86 yards and a touchdown and caught four passes for 19 yards. Led all rushers in the game among both teams for the 11th straight game and tied Dorsett and Herschel Walker for the most rushing touchdowns by a rookie (12).
- Had a season-best 159 yards (fourth among rookies in team history) on 23 carries (6.9) with one touchdown against Tampa Bay (12/18). Became the second Cowboys rookie (Julius Jones) to post two 150-plus rushing yard games. It was his seventh 100-yard outing of the season and his 11th 100 scrimmage yard game - tied for third among NFL rookies. Became the club's all-time leading rookie scorer (13 rushing touchdowns).
- Against Detroit (12/26) rushed 12 times for 80 yards (6.7) with two touchdowns, his club rookie record (tied for second by an NFL rookie) fifth multi-touchdown game of the season. Had a 55-yard rushing score - his second of 50-plus this season - to join Tyreek Hill as the only two players with multiple 50-plus yard touchdown runs on the season. Also edged Herschel Walker (14) for the most combined touchdowns by a Dallas rookie (16).
- In the Divisional Playoff Game against Green Bay (1/15/17), became the fourth Cowboys rookie running back to start a postseason game and rushed 22 times (second by a rookie in Cowboys history) for 125 yards (third by a rookie in team history and ninth in NFL history).

COLLEGE:

- Started all 13 games he played as a junior and was the Big Ten Offensive Player and Running Back of the Year while earning first-team All-Big Ten honors, finishing eighth in Heisman Trophy voting and earning the *Chicago Tribune* Silver Football Award as the Big Ten MVP.
- Led the conference (sixth in the nation) with 140.1 rushing yards-per-game and led the Big Ten with 156.9 all-purpose yards-per-game, posting 2,040 total yards.
- As a sophomore, was an All-Big Ten honorable mention, rushing for 1,878 yards and 18 touchdowns en route to the College Football Playoff National Championship at AT&T Stadium.
- His 1,878 yards in 2014 were second in school history behind Eddie George's 1,927 in 1995.
- Played in 11 games as a true freshman behind Carlos Hyde and rushed for 262 yards and two touchdowns on 30 carries (8.7 avg.). Also caught three passes for 23 yards and his lone career receiving touchdown.

PERSONAL:

- Consensus four-star prospect, one of the top-100 national prospects and the *St. Louis Post-Dispatch* Offensive Player of the Year as a senior out of John Burroughs High School in St. Louis, Mo.
- Rushed for 2,155 yards with 40 touchdowns and totaled 3,061 all-purpose yards and 50 touchdowns for the 13-1 Class 3 state runner-up as a senior.

- Won four state championships in a 2.5-hour span as part of the Burroughs track & field team, winning the 100-meter dash, 200, 110 high hurdles and the 300 hurdles.
- Majored in marketing at OSU.

COMMUNITY:

- 2016-17 First Round Draft Picks Round Table at Draft Party.
- 2016 Rookie Club.
- 2016-19 Dallas Cowboys U High School Camp.
- 2016-19 NFL My Cause My Cleats Campaign - SPCA of Texas.
- 2017-19, 22 Reliant Home Run Derby benefiting the Salvation Army.
- 2017-19 Dirk Nowitzki Heroes Celebrity Baseball Game (2019 MVP).
- 2019-20 Early Thanksgiving Day Meal at The Salvation Army.
- 2019 Paid for funeral of deceased teen football player.
- 2019 Thanksgiving PSA for Salvation Army.
- 2020 North Texas Foodbank Donation in partnership with GlobeLife.
- 2021 Draft-A-Thon.
- 2021 NFL My Cause My Cleats campaign - For Oak Cliff.
- Annual Team Holiday Hospital Visits.
- Kickoff Luncheon and Dallas Cowboys Family Cookbook benefiting Happy Hill Farm.
- Make-A-Wish Foundation of North Texas.
- Salvation Army Angel Tree Christmas Program.

ELLIOTT'S COWBOYS TOTALS

Year Team	GP-GS	RUSHING					RECEIVING				
		No	Yds	Avg	Long	TD	No	Yds	Avg	Long	TD
2016 Dallas	15-15	322	1,631	5.1	60t	15	32	363	11.3	83t	1
2017 Dallas	10-10	242	983	4.1	30	7	26	269	10.3	72t	2
2018 Dallas	15-15	304	1,434	4.7	41	6	77	567	7.4	38t	3
2019 Dallas	16-16	301	1,357	4.5	33t	12	54	420	7.8	27	2
2020 Dallas	15-15	244	979	4.0	31	6	52	338	6.5	19t	2
2021 Dallas	17-17	237	1,002	4.2	47	10	47	287	6.1	21	2
Totals	88-88	1,650	7,386	4.5	60t	56	288	2,244	7.8	83t	12
Playoffs											
2016 Dallas	1-1	22	125	5.7	22t	0	1	-2	-2.0	-2t	0
2018 Dallas	2-2	46	184	4.0	44t	2	6	51	8.5	12t	0
2021 Dallas	1-1	12	31	2.6	9t	0	1	0	0.0	0t	0
Totals	4-4	80	340	4.3	44	2	8	49	6.1	12	0

ELLIOTT'S SINGLE-GAME HIGHS

Carries – 33 at Washington, 10/29/17

Playoffs – 26 vs. Seattle, 1/5/19

Rushing Yards – 159 vs. Tampa Bay, 12/18/16

Playoffs – 137 vs. Seattle, 1/5/19

Rushing Average – 8.9 vs. Cincinnati, 10/9/16

Playoffs – 5.7 vs. Green Bay, 1/15/17

Long Rush – 60t vs. Cincinnati, 10/9/16

Playoffs – 44 vs. Seattle, 1/5/19

Rushing Touchdowns – 2, 10 times, last vs. N.Y. Giants, 10/11/20

Playoffs – 1 two times, last at LA Rams, 1/12/19

Receptions – 12 vs. Philadelphia, 12/9/18

Playoffs – 4 vs. Seattle, 1/5/19

Receiving Yards – 95 at Pittsburgh, 11/13/16

Playoffs – 32 vs. Seattle, 1/5/19

Long Reception – 83t at Pittsburgh, 11/13/16

Playoffs – 12 at LA Rams, 1/12/19

ELLIOTT'S 100-YARD RUSHING GAMES

(32 total - 30 regular; 2 post)

159 vs. Tampa Bay, 12/18/16 (23 att.)	116 vs. Green Bay, 10/8/17 (29 att.)
157 at Green Bay, 10/16/16 (28 att.)	114 at Pittsburgh, 11/13/16 (21 att.)
152 vs. Detroit, 9/30/18 (25 att.)	113 vs. Philadelphia, 12/9/18 (28 att.)
151 at Philadelphia, 11/11/18 (19 att.)	111 at Washington, 9/15/19 (23 att.)
150 at Washington, 10/29/17 (33 att.)	111 vs. Philadelphia, 10/20/19 (22 att.)
147 at San Francisco, 10/22/17 (26 att.)	110 vs. N.Y. Giants, 10/10/21 (21 att.)
143 vs. Carolina, 10/3/21 (20 att.)	107 at N.Y. Giants, 12/11/16 (24 att.)
140 vs. Chicago, 9/25/16 (30 att.)	106 vs. Jacksonville, 10/14/18 (24 att.)
139 at N.Y. Giants, 11/4/19 (23 att.)	105 at N.Y. Jets, 10/13/19 (28 att.)
138 at San Francisco, 10/2/16 (23 att.)	105 vs. Philadelphia, 12/27/20 (19 att.)
134 vs. Cincinnati, 10/9/16 (15 att.)	104 vs. N.Y. Giants, 9/10/17 (24 att.)
127 at Seattle, 9/23/18 (16 att.)	103 at Philadelphia, 12/31/17 (27 att.)
125 vs. Miami, 9/22/19 (19 att.)	103 at Minnesota, 11/22/20 (21 att.)
122 at Atlanta, 11/18/18 (23 att.)	
122 vs. Washington, 12/29/19 (18 att.)	
121 vs. Washington, 11/22/18 (26 att.)	
117 vs. LA Rams, 12/15/19 (24 att.)	
	Playoffs (2)
	137 vs. Seattle, 1/5/19 (26 att.)
	125 vs. Green Bay, 1/15/17 (22 att.)

**ELLIOTT'S CAREER GAME-BY-GAME
RUSHING**

2016 (Dallas)					
Game	No	Yds	Avg	Long	TD
L-NYG 9/11	20	51	2.6	8t	1
W-@ Was 9/18	21	83	4.0	21	1
W-Chi 9/25	30	140	4.7	21	0
W-@ SF 10/2	23	138	6.0	26	1
W-Cin 10/9	15	134	8.9	60t	2
W-@ GB 10/16	28	157	5.6	29	0
W-Phi 10/30	22	96	4.4	16	0
W-@ Cle 11/6	18	92	5.1	15	2
W-@ Pit 11/13	21	114	5.4	32t	2
W-Bal 11/20	25	97	3.9	14	0
W-Was 11/24	20	97	4.9	21	2
W-@ Min 12/1	20	86	4.3	30	1
L-@ NYG 12/11	24	107	4.5	15	0
W-TB 12/18	23	159	6.9	42	1
W-Det 12/26	12	80	6.7	55t	2
L-@ Phi 1/1/17			DID NOT PLAY		
Totals	322	1,631	5.1	60t	15

Playoffs					
L-GB 1/15/17	22	125	5.7	22	0

2017 (Dallas)					
Game	No	Yds	Avg	Long	TD
W-NYG 9/10	24	104	4.3	10	0
L-@ Den 9/17	9	8	0.9	5	0
W-@ Ari 9/25	22	80	3.6	30	1
L-LAR 10/1	21	85	4.0	16	1
L-GB 10/8	29	116	4.0	25	0
W-@ SF 10/22	26	147	5.7	25t	2
W-@ Was 10/29	33	150	4.5	14	2
W-KC 11/5	27	93	3.4	11	1
L-@ Atl 11/12			RESERVE/SUSPENDED		
L-PHI 11/19			RESERVE/SUSPENDED		
L-LAC 11/23			RESERVE/SUSPENDED		
W-WAS 11/30			RESERVE/SUSPENDED		
W-@ NYG 12/10			RESERVE/SUSPENDED		
W-@ Oak 12/17			RESERVE/SUSPENDED		
L-SEA 12/24	24	97	4.0	9	0
W-@ Phi 12/31	27	103	3.8	25	0
Totals	242	983	4.1	30	7

2018 (Dallas)					
Game	No	Yds	Avg	Long	TD
L-@ Car 9/9	15	69	4.6	17	1
W-NYG 9/16	17	78	4.6	19	1
L-@ Sea 9/23	16	127	7.9	26	0
W-Det 9/30	25	152	6.1	41	0
L-@ Hou 10/7	20	54	2.7	14	0
W-Jac 10/14	24	106	4.4	21	1
L-@ Was 10/21	15	33	2.3	6	0
L-Ten 11/5	17	61	3.6	17	0
W-@ Phi 11/11	19	151	7.9	35	1
W-@ Atl 11/18	23	122	5.3	23t	1
W-Was 11/22	26	121	4.7	16t	1
W-NO 11/29	23	75	3.3	21	0
W-Phi 12/9	28	113	4.0	20	0
L-@ Ind 12/16	18	87	4.8	24	0
W-TB 12/23	18	85	4.7	17	0
W-@ NYG 12/30			INACTIVE		
Totals	304	1,434	4.7	41	6

Playoffs					
W-Sea 1/5/19	26	137	5.3	44	1
L-@ LAR 1/12/19	20	47	2.4	15	1
Totals	46	184	4.0	44	2

2019 (Dallas)					
Game	No	Yds	Avg	Long	TD
W-NYG 9/8	13	53	4.1	10t	1
W-@ Was 9/15	23	111	4.8	27	1
W-Mia 9/22	19	125	6.6	18	0
L-@ NO 9/29	18	35	1.9	6	1
L-GB 10/6	12	62	5.2	14	1
L-@ NYJ 10/13	28	105	3.8	13	1
W-Phi 10/20	22	111	5.0	16	1
W-@ NYG 11/4	23	139	6.0	19	0
L-Min 11/10	20	47	2.4	6	0
W-@ Det 11/17	16	45	2.8	8	1
L-@ NE 11/24	21	86	4.1	12	0
L-Buf 11/28	12	71	5.9	30	0
L-@ Chi 12/5	19	81	4.3	31	2
W-LAR 12/15	24	117	4.9	15	2
L-@ Phi 12/22	13	47	3.6	10	0
W-Was 12/29	18	122	6.8	33t	1
Totals	301	1,357	4.5	33t	12

2020 (Dallas)					
Game	No	Yds	Avg	Long	TD
L-@ LAR 9/13	22	96	4.4	14	1
W-Atl 9/20	22	89	4.0	11	1
L-@ Sea 9/27	14	34	2.4	9	1
L-Cle 10/4	12	54	4.5	24	0
W-NYG 10/11	19	91	4.8	12t	2
L-Ari 10/19	12	49	4.1	11	0
L-@ Was 10/25	12	45	3.8	12	0
L-@ Phi 11/1	16	63	3.3	11	0
L-Pit 11/8	18	51	2.8	10	0
W-@ Min 11/22	21	103	4.9	18	0
L-Was 11/26	10	32	3.2	8	0
L-@ Bal 12/3	18	77	4.3	14	0
W-@ Cin 12/13	12	48	4.0	26	0
W-SF 12/20			INACTIVE/INJURED-Calif		
W-Phi 12/27	19	105	5.5	31	0
L-@ NYG 1/3/21	14	42	3.0	13	1
Totals	244	979	4.0	31	6

2021 (Dallas)					
Game	No	Yds	Avg	Long	TD
L-@ TB 9/9	11	33	3.0	13	0
W-@ LAC 9/19	16	71	4.4	19	1
W-Phi 9/27	17	95	5.6	13	2
W-Car 10/3	20	143	7.2	47	1
W-NYG 10/10	21	110	5.2	15	1
W-@ NE 10/17	17	69	4.1	21	0
W-@ Min 10/31	16	50	3.1	8	0
L-Den 11/7	10	51	5.1	11	0
W-Atl 11/14	14	41	2.9	9	2
L-@ KC 11/21	9	32	3.6	8	0
L-LV 11/25	9	25	2.8	8	1
W-@ NO 12/2	13	45	3.5	10	0
W-@ Was 12/12	12	45	3.8	7	0
W-@ NYG 12/19	16	52	3.3	13t	1
W-Was 12/26	9	37	4.1	11t	1
L-Ari 1/2/22	9	16	1.8	6	0
W-@ Phi 1/8/22	18	87	4.8	26	0
Totals	237	1,002	4.2	47	10

Playoffs					
L-SF 1/16/22	12	31	2.6	9	0

STAFF
EZEKIEL ELLIOTT
2021 SEASON
RECORDS
PLAYOFF RECORDS
HISTORY
SIDELINES

MATT FARNIOK (FAR-nee-ack)

68 • Center

6-5 • 316 • 9/26/97

Nebraska • D7-'21 (238th overall)

NFL: 2nd Year • Cowboys: 2nd Year

Games/Starts: 2021-12/0; Career-12/0

Postseason: 2021-0/0; Career-0/0



PRO: The Dallas Cowboys drafted offensive lineman Matt Farniok in the seventh round (238th overall) of the 2021 NFL Draft, securing a versatile interior lineman to compete on a talented Cowboys offensive line. Farniok, one-of-13 two-time captains in Nebraska football history, played in 39 games over a four-year career for the Cornhuskers, including 32 consecutive starts. As he eased into the pro game, Farniok played in 12 contests, mainly on special teams, but did gain late-game experience at center and guard that he hopes to parlay into a greater role on Dallas' offensive line in 2022.

TRANSACTION SUMMARY:

5/1/21: Drafted in the seventh round (238th overall) by Dallas.

2021:

- Played in 12 games, mainly on special teams.
- Made his NFL debut on special teams in the season-opener at Tampa Bay (9/9), then saw offensive snaps for the first time in his career in the game against Atlanta (11/14).
- Inactive for the Wild Card game against San Francisco (1/16/22).

COLLEGE:

- One-of-13 two-time captains in Nebraska history, started every game on the offensive line as an honorable mention All-Big Ten selection in 2020, including seven games at right guard and one contest at center.
- A team captain and Nebraska's Offensive Lineman of the Year in 2019, started all 12 games at right tackle as a junior and played a key part of an offensive line that helped NU rank third in the Big Ten in rushing offense.
- Started all 12 games at right tackle as a sophomore in 2018 as the Huskers averaged 456.2 yards of total offense-per-game - the program's highest total in six years - while producing more than 560 yards of offense in four games in 2018.
- Was a key contributor to the Huskers offensive line in 2017, appearing in seven games and earning four starts.
- Redshirted and worked on the scout team offense in 2016.

PERSONAL:

- Attended Washington High School in Sioux Falls, S.D., helping the team to a to an 11-1 record and the Class 11AAA state championship in 2015.
- Named the South Dakota Gatorade Player of the Year, the USA Today South Dakota Player of the Year and was a first-team Parade All-American as a senior in 2015.
- Helped the offense produce better than 4,500 yards of total offense, including 230 rushing yards per game, as a senior on the offensive line.
- Also played basketball at Washington High and was on the honor roll all four years.
- Earned his degree in criminology and criminal justice in May, 2020.

COMMUNITY:

- WrestleMania 38 Special Olympics Camp.
- 2022 Dallas Cowboys Draft Day/Fan Appreciation Party.
- Annual Team Holiday Hospital Visits.

FARNIOK'S COWBOYS TOTALS

GAMES/STARTS (regular season, playoffs): 2021 (12/0, 0/0).

SIMI FEHOKO (SIM-ee FAY-hoko)

81 • Wide Receiver

6-4 • 218 • 11/5/97

Stanford • D5-'21 (179th overall)

NFL: 2nd Year • Cowboys: 2nd Year

Games/Starts: 2021-5/0; Career-5/0

Postseason: 2021-0/0; Career-0/0



PRO: The Dallas Cowboys used their fifth round selection (179th overall) of the 2021 NFL Draft on Stanford wide receiver Simi Fehoko. Fehoko was a big-play threat in his three years at Stanford, racking up seven catches of 20-plus yards in just six games during a shortened 2020 season. In his first year in Dallas, Fehoko saw time in five games, mainly on special teams. As a rookie, Fehoko learned from a talented Dallas receiving corps that he hopes translates into more playing time in 2022.

TRANSACTION SUMMARY:**5/1/21:** Drafted in the fifth round (179th overall) by Dallas.**2021:**

- Played in five games, mainly on special teams, but did not have any statistics.
- Made his NFL debut on special teams in the season-opener at Tampa Bay (9/9).
- Placed on Reserve/COVID-19 for the game against Washington (12/26), returned for the game against Arizona (1/2/22) but was inactive.
- Inactive for the Wild Card game against San Francisco (1/16/22)

COLLEGE:

- A first-team All-Pac 12 selection by the Associated Press, coaches and *Phil Steele* after catching 37 passes for 574 yards and three touchdowns in six games, in 2020
- In 2019 played in all 12 games as a redshirt freshman, totaling 24 receptions for 566 yards and six touchdowns.
- Played in each of the last four games as a true freshman in 2018 and had one catch for six yards.

PERSONAL:

- Rated a four-star recruit and the No. 8 receiver in the nation out of Brighton High School in Cottonwood Heights, Utah and tabbed as a two-time first-team All-State selection.
- Holds the Utah state record for career receiving yards (3,751) and receiving touchdowns (41) and holds the state single-season receiving touchdowns record with 24.
- Married the former Bailee Larson in March 2020.
- Majored in communications at Stanford.

COMMUNITY:

- 2021 Play 60 Everybody Plays Field Day.
- 2021 My Cause My Cleats campaign - Huntington's Disease Society of America.
- WrestleMania 38 Special Olympics Camp.
- American Cancer Society Gene and Jerry Jones Family Hope Lodge Dallas Starbot Visits.
- 2022 Dallas Cowboys Draft Day/Fan Appreciation Party.
- Annual Team Holiday Hospital Visits.

FEHOKO'S COWBOYS TOTALS

Year Team	GP-GS	RECEIVING					RUSHING				
		No	Yds	Avg	Long	TD	No	Yds	Avg	Long	TD
2021 Dallas	5-0	0	0	0.0	0	0	0	0	0.0	0	0
Playoffs											
2021 Dallas	0-0	0	0	0.0	0	0	0	0	0	0	0

DANTE FOWLER

56 • Defensive End

6-3 • 260 • 8/3/94
Florida • FA-'22
NFL: 8th Year • Cowboys: 1st Year
Games/Starts: 2021-14/6; Career-91/40
Postseason: 2021-0/0; Career-6/3



DALLAS DALLAS DALLAS DALLAS
COWBOYS

PRO: The Dallas Cowboys added a talented veteran to their defensive line rotation when they signed Dante Fowler during 2022 free agency. The former first round pick of Jacksonville (third overall in 2015) has a knack for jarring the ball loose, forcing 10 career fumbles to go along with 35.0 sacks and 44 tackles for loss in six NFL seasons. Fowler primarily played at outside linebacker in a 3-4 defensive scheme with Atlanta in 2021, and in Dallas he will move back to his primary position at defensive end. Fowler brings a deep knowledge of Dan Quinn's defense, as Quinn was Fowler's head coach in Atlanta for five games in 2020 and his defensive coordinator at Florida in 2012.

TRANSACTION SUMMARY:**2/16/22:** Released by Atlanta and signed a one-year contract with Dallas (3/21) through 2022.**3/18/20:** Signed a three-year contract with Atlanta through 2022.**3/11/19:** Re-signed a one-year contract with the LA Rams through 2019.**10/30/18:** Traded to the LA Rams from Jacksonville for a 2019 third round draft pick and 2020 fifth round pick.**8/29/15:** Placed on Reserve/Injured with an ACL injury.**4/30/15:** Drafted in the first round (third overall) by Jacksonville.**2021 (Atlanta):**

- Played in 14 games with six starts while leading the team with 4.5 sacks and a career-best three forced fumbles. Added 36 tackles, six tackles for loss and eight pressures.
- Had both a sack and forced a fumble in consecutive games at Tampa Bay (9/19) and at the N.Y. Giants (9/26).
- Recorded a sack and his third forced fumble of the season in a win at Jacksonville (11/28).
- Tied a career-high three tackles for loss at Carolina (12/12), along with a sack and a hurry.

2020 (Atlanta):

- Started all 14 games he played, registering 22 tackles, 3.0 sacks, four tackles for loss and eight pressures.
- Recorded a season-high three pressures and added two tackles against Carolina (10/11).

2019 (LA Rams):

- In his first full season with the LA Rams, produced a career-high 11.5 sacks, 58 tackles, 16 hurries, six pass breakups and two forced fumbles in 16 games played. His 11.5 sacks tied for ninth in the NFL.
- Opened the season with 2.0 sacks, two tackles for loss and three hurries in a win at Carolina (9/8).
- Recorded single-game career-highs in sacks (3.0) and tackles (seven) while adding three tackles for loss and a forced fumble at Atlanta (10/20).
- Returned a fumble 29 yards to the end zone at Pittsburgh (11/10) for his first career touchdown.
- Had six tackles, three for a loss, 2.5 sacks and three pressures at San Francisco (12/21).

2018 (Jacksonville/LA Rams):

- Played in the first eight games for Jacksonville before his trade to the LA Rams, where he played the final eight regular season games and all three postseason contests.
- Finished the regular season with 27 tackles, 4.0 sacks, two forced fumbles and a pair of fumble recoveries.
- Made his LA Rams debut playing outside linebacker at New Orleans (11/4), recording one tackle for loss and a pass breakup.
- Recorded three tackles, one sack, one forced fumble and a fumble recovery against Seattle (11/11). His fourth quarter strip sack of Russell Wilson helped maintain the Rams lead.
- Collected the Rams first sack of the 2018 postseason in his first career playoff start in the NFC Divisional Round against Dallas (1/12/19).
- Started the NFC Championship at New Orleans (1/20/19) and pressured Drew Brees in overtime, forcing an interception that led to the LA Rams first NFL title since 2001.

2017 (Jacksonville):

- Collected 21 tackles, seven for loss, 8.0 sacks, two forced fumbles and two fumble recoveries.
- In his season debut at Houston (9/10), registered three tackles, one sack, one forced fumble and a recovery.
- Recorded three straight games with a sack against Baltimore (9/24), at N.Y. Jets (10/1) and at Pittsburgh (10/8).
- Notched season-highs in tackles (four) and sacks (1.5) at Indianapolis (10/22).
- Made his postseason debut against Buffalo (1/7/18) in the Wild Card Round, registering one tackle.
- Talled a postseason career-high 2.0 sacks against Tom Brady in the AFC Championship game at New England (1/21/18), while adding three pressures and two tackles for loss.

2016 (Jacksonville):

- Played all 16 games with one start as a rookie, recording 32 tackles, six for a loss, 4.0 sacks and 11 hurries.
- Made his NFL debut and first career start at defensive end against Green Bay (9/11), collecting three tackles and one tackle for loss.
- Recorded his first career sacks with 2.0 sacks at San Diego (9/18). Added a season-best six tackles and two tackles for loss.

2015 (Jacksonville):

- Selected third overall by the Jaguars before suffering a torn ACL in rookie minicamp and missed the entire 2015 season.

COLLEGE:

- Three-year letterman who played in 37 games at Florida (2012-14), registering 140 tackles, 14.5 sacks, 34 tackles for loss, five forced fumbles, two fumble recoveries and two pass breakups.
- Started the final 24 games of his career and served as a team captain in his junior season and the final two games as a sophomore.
- Named second-team All-American by *Sporting News* and Walter Camp as a junior in 2014 while garnering honorable mention All-American honors from *Sports Illustrated*. Earned All-SEC first-team honors after leading the Gators with 15 tackles for loss, 8.5 sacks and 17 pressures as a junior in 2014.
- As a sophomore, named to the All-SEC second-team after leading the team with 10.5 tackles for loss and finishing second with 3.5 sacks.
- In 2012 as a true freshman, played under Dan Quinn, who recruited him out of high school as the Gators defensive coordinator and defensive line coach.
- Saw action in all 13 games as a true freshman and was named SEC Coaches' All-Freshman first-team with 30 tackles, eight tackles for loss and 2.5 sacks.

PERSONAL:

- A five-star prospect rated as the No. 3 weakside defensive end and No. 28 recruit overall by Rivals.com who attended Lakewood Senior High School in St. Petersburg, Fla.
- Named honorable mention All-American by *Sports Illustrated* as a senior.
- Competed in the 2012 Under Armour All-American Game.
- Majored in telecommunications at Florida.
- He and his wife, Daniela, have three sons, D'angelo, Dax and Daniel.

FOWLER'S NFL TOTALS

Year Team	GP-GS	DEFENSE										INTERCEPTIONS					FUMBLES REC				
		ST	AT	TT	Sks-Yds	Tkl/Ls	QB Prs	PBU	FF	No	Yds	Avg	Lg	TD	No	Yds	Avg	Lg	TD		
2015 Jacksonville	0-0																				
2016 Jacksonville	16-1	23	9	32	4.0(-26.5)	4(-14)	11	5	0	0	0	0.0	0	0	0	0.0	0	0	0		
2017 Jacksonville	16-0	18	3	21	8.0(49)	1(-2)	10	0	2	0	0	0.0	0	0	2	53	26.5	53t	1		
2018 Jacksonville	7-0	8	1	9	2.0(-16)	1(-8)	1	0	1	0	0	0.0	0	0	1	0	0.0	0	0		
LA Rams	8-6	15	6	21	2.0(-18)	4(-15)	5	1	1	0	0	0.0	0	0	1	0	0.0	0	0		
2019 LA Rams	16-14	40	18	58	11.5(-84)	16(-76)	16	6	2	0	0	0.0	0	0	1	26	26.0	26t	1		
2020 Atlanta	14-13	12	11	23	3.0(-15.5)	4(-20)	8	1	1	0	0	0.0	0	0	0	0	0.0	0	0		
2021 Atlanta	14-6	21	15	36	4.5(-39)	6(-15)	8	1	3	0	0	0.0	0	0	0	0	0.0	0	0		
Totals	91-40	137	63	200	35.0(-248)	36(-150)	59	14	10	0	0	0.0	0	0	5	79	15.8	53t	2		
Playoffs																					
2017 Jacksonville	3-0	5	0	5	2.0(-4)	2(-4)	3	1	0	0	0	0.0	0	0	0	0	0.0	0	0		
2018 LA Rams	3-3	8	4	12	1.5(-8.5)	4(-21)	3	0	0	0	0	0.0	0	0	0	0	0.0	0	0		
Totals	6-3	13	4	17	3.5(-12.5)	6(-25)	6	1	0	0	0	0.0	0	0	0	0	0.0	0	0		

SINGLE-GAME HIGHS

Tackles – 7 at Atlanta, 10/20/19
Playoffs – 5 at New Orleans, 1/20/19
Solo Tackles – 6 at Atlanta, 10/20/19
Playoffs – 4 vs. New England, 2/3/19
Sacks – 3.0 at Atlanta, 10/20/19
Playoffs – 2.0 at New England, 1/21/18
Tackles for Loss – 3, four times, last at Carolina, 12/12/21
Playoffs – 2, at New England, 1/21/18 and vs. New England, 2/3/19
QB Pressures – 4 at Atlanta, 10/20/19
Playoffs – 3 at New England, 1/21/18

FOWLER'S CAREER GAME-BY-GAME DEFENSE

2015 (Jacksonville)							
Game	ST	AT	TT	Sks Yds	Tkl/ Ls	QB Prs	PBU
L-Car 9/13				RESERVE/INJURED-Knee			
W-Mia 9/20				RESERVE/INJURED-Knee			
L-@ NE 9/27				RESERVE/INJURED-Knee			
L-@ Ind 10/4				RESERVE/INJURED-Knee			
L-@ TB 10/11				RESERVE/INJURED-Knee			
L-Hou 10/18				RESERVE/INJURED-Knee			
W-Buf 10/25 (Lon.)				RESERVE/INJURED-Knee			
L-@ NYJ 11/8				RESERVE/INJURED-Knee			
W-@ Bal 11/15				RESERVE/INJURED-Knee			
W-Ten 11/19				RESERVE/INJURED-Knee			
L-SD 11/29				RESERVE/INJURED-Knee			
L-@ Ten 12/6				RESERVE/INJURED-Knee			
W-Ind 12/13				RESERVE/INJURED-Knee			
L-Atl 12/20				RESERVE/INJURED-Knee			
L-@ NO 12/27				RESERVE/INJURED-Knee			
L-@ Hou 1/3/16				RESERVE/INJURED-Knee			
Totals	0	0	0	0(0)	0(0)	0	0

2016 (Jacksonville)							
Game	ST	AT	TT	Sks Yds	Tkl/ Ls	QB Prs	PBU
L-GB 9/11	2	1	3		1(-2)		
L-@ SD 9/18	5	1	6	2.0(-12.5)		2	
L-Bal 9/25	1	0	1				1
W-Ind 10/2 (Lon.)	2	0	2			2	1
W-@ Chi 10/16	1	0	1				
L-Oak 10/23	2	0	2				
L-@ Ten 10/27	0	2	2				
L-@ KC 11/6	1	3	4	0.5(-3)		1	
L-Hou 11/13	1	0	1				
L-@ Det 11/20	1	0	1		1(-3)		
L-@ Buf 11/27	0	1	1				
L-Den 12/4	4	0	4		1(-1)	1	
L-Min 12/11	1	0	1				
L-@ Hou 12/18							
W-Ten 12/24	2	0	2	1.0(-8)	1(-8)	3	2
L-@ Ind 1/1/17	0	1	1	0.5(-3)		2	1
Totals	23	9	32	4.0(-26.5)	4(-14)	11	5

2017 (Jacksonville)							
Game	ST	AT	TT	Sks Yds	Tkl/ Ls	QB Prs	PBU
W-@ Hou 9/10	3	0	3	1.0(-6)	1(-2)		
L-Ten 9/17							
W-Bal (Lon.) 9/24	2	0	2	1.0(-5)		1	
L-@ NYJ 10/1	3	0	3	1.0(-9)		1	
W-@ Pit 10/8	1	0	1	1.0(-4)		1	
L-LAR 10/15							
W-@ Ind 10/22	3	1	4	1.5(-8)		2	
W-Cin 11/5							
W-LAC 11/12							
W-@ Cle 11/19	1	0	1	1.0(-8)		1	
L-@ Ari 11/26	2	0	2				
W-Ind 12/3							1
W-Sea 12/10							2
W-Hou 12/17	2	0	2	1.0(-6)			
L-@ SF 12/24	1	0	1				
L-@ Ten 12/31	0	2	2	0.5(-3)		1	
Totals	18	3	21	8.0(-49)	1(-2)	10	

2017 (Jacksonville), cont							
Game	ST	AT	TT	Sks Yds	Tkl/ Ls	QB Prs	PBU
Playoffs							
W-Buf 1/7/18	1	0	1				
W-@ Pit 1/14/18	1	0	1				1
L-@ NE 1/21/18	3	0	3	2.0(-4)	2(-4)	3	
Totals	5	0	5	2.0(-4)	2(-4)	3	1

2018 (Jacksonville)							
Game	ST	AT	TT	Sks Yds	Tkl/ Ls	QB Prs	PBU
W-@ NYG 9/9				RESERVE/SUSPENDED			
W-NE 9/16	1	0	1	1.0(-8)			
L-Ten 9/23	1	0	1				
W-NYJ 9/30							
L-@ KC 10/7	1	0	1				
L-@ Dal 10/14	1	0	1				
L-Hou 10/21	2	0	2	1.0(-8)	1(-8)	1	
L-Phi 10/28 (Lon.)	2	1	3				
Totals	8	1	9	2.0(-16)	1(-8)	1	

2018 (LA Rams)							
Game	ST	AT	TT	Sks Yds	Tkl/ Ls	QB Prs	PBU
L-@ NO 11/4	1	0	1		1(-4)		1
W-Sea 11/11	2	2	4	1.0(-15)		1	
W-KC 11/19	0	3	3				
W-@ Det 12/2	5	0	5	1.0(-3)	3(-11)	1	
L-@ Chi 12/9	2	0	2				
L-Phi 12/16	1	1	2				
W-@ Ari 12/23						2	
W-SF 12/30	4	0	4			1	
Totals	15	6	21	2.0(-18)	4(-15)	5	1

Playoffs							
Game	ST	AT	TT	Sks Yds	Tkl/ Ls	QB Prs	PBU
W-Dal 1/12/19	2	1	3	1.0(-8)	1(-8)	1	
W-@ NO 1/20/19	2	3	5	0.5(-0.5)	1(0)	2	
L-NE 2/3/19	4	0	4		2(-4)		
Totals	8	4	12	1.5(-8.5)	4(-12)	3	

2019 (LA Rams)							
Game	ST	AT	TT	Sks Yds	Tkl/ Ls	QB Prs	PBU
W-@ Car 9/8	2	0	2	2.0(-17)	2(-17)	3	
W-NO 9/15	4	2	6		1(-5)		
W-@ Cle 9/22	2	2	4				1
L-TB 9/29	1	3	4		1(-3)		
L-@ Sea 10/3	2	2	4		1(0)		
L-SF 10/13	0	1	1				
W-@ Ari 10/20	6	1	7	3.0(-22)	3(-17)	4	1
W-Cin 10/27	3	1	4	1.5(-13.5)	1(-9)	2	
L-@ Pit 11/10	1	1	2		1(0)		
W-Chi 11/17							
L-Bal 11/25	4	0	4				
W-@ Ari 12/1	2	0	2	1.0(-12)	2(-12)	1	2
W-Sea 12/8	2	2	4	1.5(-9.5)	1(-5)	3	
L-@ Dal 12/15	4	2	6				
L-@ SF 12/21	5	1	6	2.5(-10)	3(-8)	3	1
W-Ari 12/29	2	0	2				1
Totals	40	18	58	11.5(-84)	16(-76)	16	6

FOWLER'S CAREER GAME-BY-GAME, cont.

2020 (Atlanta)								2021 (Atlanta)							
Game	ST	AT	TT	Sks Yds	Tkl/ Ls	QB Prs	PBU	Game	ST	AT	TT	Sks Yds	Tkl/ Ls	QB Prs	PBU
L-Sea 9/13	1	3	4	0.5(-3)	1(-3)	1		W-Phi 9/12	1	1	2				
L-@ Dal 9/20	1	1	2	0.5(-2.5)				W-@ TB 9/19	2	1	3	1.0(-2)		2	
L-Chi 9/27						1		W-@ NYG 9/26	1	2	3	1.0(-9)		1	1
L-@ GB 10/5	1	1	2		1(-4)			L-WAS 10/3	2	1	3		2(-3)		
L-Car 10/11	1	1	2			3		L-NYJ 10/10	1	0	1				
W-@ Min 10/18	1	1	2					L-@ Mia 10/24				RESERVE/INJURED-Knee			
L-Det 10/25	2	1	3		1(-5)			W-Car 10/31				RESERVE/INJURED-Knee			
W-@ Car 10/29	1	1	2	1.0(-2)		1		W-@ NO 11/7				RESERVE/INJURED-Knee			
W-Den 11/8				INACTIVE/INJURED-Hamstring					L-@ Dal 11/14	1	1	2			
L-@ NO 11/22				RESERVE/COVID-19					W-NE 11/18	2	3	5	0.5(-6)		1
W-LV 11/29							1	L-@ Jac 11/28	1	1	2	1.0(-12)			
L-NO 12/6	1	0	1					L-TB 12/5	2	0	2				
L-@ LAC 12/13	1	1	2			1		L-@ Car 12/12	3	0	3	1.0(-10)	3(-12)	1	
L-TB 12/20								W-@ SF 12/19	1	0	1			1	
L-@ KC 12/27	0	1	1					L-Det 12/22	0	3	3			1	
L-@ TB 1/3/21	2	0	2	1.0(-8)	1(-8)	1		W-@ Buf 12/29	2	1	3		1(-2)	1	
Totals	12	11	23	3.0(-15.5)	4(-20)	8	1	L-NO 1/9/22	2	1	3				
								Totals	21	15	36	4.5(-39)	6(-17)	8	1

NEVILLE GALLIMORE

96 • Defensive Tackle

6-2 • 315 • 1/17/97

Oklahoma • D3-20 (82nd overall)

NFL: 3rd Year • Cowboys: 3rd Year

Games/Starts: 2021-5/4; Career-19/13

Postseason: 2021-1/1; Career-1/1



PRO: The Dallas Cowboys used their third round selection (82nd overall) of the 2020 NFL Draft on Oklahoma defensive tackle Neville Gallimore. After starting all 27 games over his final two collegiate seasons, Gallimore worked into the rotation on the Cowboys defensive line early in his rookie season before taking on a starting role, starting nine of the 14 games he played. He posted 26 tackles, a half sack, four tackles for losses, 12 pressures and a pass breakup as a rookie and was primed to take the second-year jump, but a shoulder injury suffered in the preseason limited him to four starts in five games in 2021. Gallimore made the most of his playing time and notched 10 tackles, 1.5 sacks, two tackles for loss and six hurries in a shortened season. He will return in 2022 vying for a starting spot in the trenches.

TRANSACTION SUMMARY:

9/22/21: Placed on Reserve/Injured with an elbow injury, designated for return (11/29) and activated (12/11).
4/24/20: Drafted in the third round (82nd overall) by Dallas.

2021:

- Started four of the five games he played, missing 12 with an elbow injury, and posted 10 tackles, 1.5 sacks, two tackles for loss and six hurries.
- Placed on short-term IR after the final cut date after injuring his elbow in preseason action at Arizona (8/13).
- Designated for return Nov. 29, activated on Dec. 11 and made his season debut at Washington (12/12) to the tune of one tackle, two hurries and his first career full sack.
- Named defensive captain for the game against Washington (12/26) and logged three hurries.
- Made his playoff debut, starting the Wild Card game against San Francisco (1/16/22) and posted four tackles.

2020:

- Started nine of the 14 games he played and tallied 26 tackles, a half sack, four tackles for losses, 12 pressures (tied for fourth on the team) and a pass breakup.
- Made his NFL debut as a reserve lineman in the opener at the LA Rams (9/13), then logged his first career start, finishing at Washington (10/25) with three tackles, one for a loss and a hurry.
- Had three tackles, a tackle for loss and a quarterback hurry against Pittsburgh (11/8) - his second career start - before notching a season-best five tackles at Baltimore (12/8).
- Had his first career sack stat - a half sack - against Philadelphia (12/27).

COLLEGE:

- Only the second Canadian to play for the Sooners, started 38-of-52 career games - including all of his 27 contests the last two seasons
- Was a 2019 first-team All-Big 12 selection by the media after making 30 tackles and posting career-highs of 7.5 tackles for loss, 4.0 sacks, two forced fumbles and a pass breakup while starting all 14 games as a senior.
- An honorable mention All-Big 12 pick as a junior by league's coaches and one-of-five finalists for the Jon Cornish Trophy (awarded to most outstanding Canadian player in NCAA football).

- Played in 13-of-14 games (all starts) to record a career-high 50 tackles - 5.5 for losses - and 3.0 sacks in his junior season.
- As a sophomore, played in 12 games with starts in the first five contests to amass 28 tackles, one sack, 1.5 tackles for loss and a pass breakup.
- Totaled 40 tackles, four tackles for loss (fourth on the team), a sack and a forced fumble as a redshirt freshman while playing in 13 games with six starts.
- Became the second Canadian to play for the Sooners (OL Josiah St. John, 2014-15) in his 2016 debut.
- Redshirted as a true freshman in 2015.

PERSONAL:

- Attended Canada Prep Academy in St. Catharines, Ontario, Canada.
- Consensus four-star recruit and top ranked overall player in Canada by ESPN and Scout.
- Became the first Canadian player selected to compete in the U.S. Army All-American Bowl.
- Owns a bachelor's degree in cultural awareness and organizational studies and is pursuing a master's in human relations.

COMMUNITY:

- 2020 NFL My Cause My Cleats Campaign.
- 2020 Rookie Club Salute to Service Week.
- WrestleMania 38 School Pep Rally.
- American Cancer Society Gene and Jerry Jones Family Hope Lodge Dallas Starbot Visits.
- Annual Team Holiday Hospital Visits.

GALLIMORE'S COWBOYS TOTALS

Year Team	GP-GS	DEFENSE										INTERCEPTIONS					FUMBLES REC			
		ST	AT	TT	Sks-Yds	Tkl/Ls	QB Prs	PBU	FF	No	Yds	Avg	Lg	TD	No	Yds	Avg	Lg	TD	
2020 Dallas.....	14-9	14	12	26	0.5(-1)	4(-9)	12	1	0	0	0	0.0	0	0	0	0.0	0	0	0	0
2021 Dallas.....	5-4	6	4	10	1.5(-11)	2(-10)	6	0	0	0	0	0.0	0	0	0	0.0	0	0	0	0
Totals.....	19-13	20	16	36	2.0(-12)	6(-19)	18	1	0	0	0	0.0	0	0	0.0	0	0	0.0	0	0
Playoffs																				
2021 Dallas.....	1-1	2	2	4	0.0(0)	0(0)	0	0	0	0	0	0.0	0	0	0.0	0	0	0.0	0	0

MICHAEL GALLUP
13 • Wide Receiver

6-1 • 205 • 3/4/96
 Colorado State • D3-'18 (81st overall)
 NFL: 5th Year • Cowboys: 5th Year
 Games/Starts: 2021-9/8; Career-55/43
 Postseason: 2021-0/0-IR; Career-2/1



PRO: The Dallas Cowboys added an explosive, big-play threat in the passing game with their selection of wide receiver Michael Gallup in the third round (81st overall) of the 2018 NFL Draft. As a rookie, Gallup played in all 16 games, earning starts in eight, and was fourth in receptions (33) and receiving yards (507) with two touchdowns. In his second pro season, Gallup showed his development into a reliable target as he was second on the team in all receiving categories, catching 66 passes for 1,107 yards and six touchdowns. Gallup was also part of an offensive arsenal that gave Dallas its first ever 4,000-yard passer, 1,000-yard rusher and 1,000-yard receiver as he teamed with Amari Cooper to give the Cowboys two 1,000-yard receivers - the seventh tandem in franchise history with 1,000 receiving yards each. Gallup came into his own in 2020, providing several highlight-reel catches, tying for the lead in touchdown catches (five), finishing third on the offense in receiving yards (843) and fourth in catches (59). Gallup's 2021 was challenging as he was limited by injury throughout. A calf injury in Week 1 landed him on IR for seven weeks, then a torn ACL suffered in Week 17 put an end to his season for good. Despite missing seven games through the beginning and middle of the season, Gallup started eight-of-nine games played and caught 35 passes for 445 yards and two touchdowns. He underwent surgery for the torn ACL and is expected to make a full recovery for 2022. With Cooper's trade to Cleveland, and Gallup's impending free agent status, Dallas signed Gallup to a five-year extension that will keep him a Cowboy for the long-term.

TRANSACTION SUMMARY:

- 3/14/22:** Signed a five-year extension with Dallas through 2026.
- 1/4/22:** Placed on Reserve/Injured with a knee injury.
- 9/13/21:** Placed on Reserve/Injured with a calf injury, designated for return (10/25) and activated (11/13).
- 4/27/18:** Drafted in the third round (81st overall) by Dallas.

2021:

- Limited to eight starts in nine games due to injuries and finished the year with 35 receptions for 445 yards and two scores.
- Opened the season at Tampa Bay (9/9) with four catches for 36 yards but suffered a calf injury that landed him on Reserve/Injured.

- Returned to practice Oct. 25, activated Nov. 13 and made his return to the field against Atlanta (11/14) to the tune of three catches for 42 yards.
- One-of-two receivers (Cedrick Wilson) to top 100 yards on Thanksgiving Day against Las Vegas (11/25), finishing with 106 on five catches.
- Had his first touchdown catch of the season on five receptions for 36 yards at New Orleans (12/2).
- Selected as the offensive captain at Washington (12/12) and caught five passes for 60 yards.
- Against Arizona (1/2/22) caught three passes for 36 yards, including a 21-yard touchdown catch on which he tore his ACL. Landed on Reserve/Injured on Jan. 4.

2020:

- Started a career-high 15 games, playing in all 16 for the second time, and tied for the team lead in touchdowns (five), finished third in receiving yards (843) and receiving first downs (44) and fourth in catches (59).
- Caught his 100th career pass in the opener at the LA Rams (9/13), then caught six passes for 138 yards and a touchdown at Seattle (9/27).
- Selected as a team captain for the Week 2 game against Atlanta (9/20).
- Set up Dallas' game-winning field goal against the N.Y. Giants (10/11), catching a pair of passes along the sideline late in the fourth quarter. Finished with four receptions for 73 yards.
- Selected as the offensive captain for the game at Baltimore (12/8) and led the team with seven catches for 86 yards and a touchdown.
- Had six catches for 121 yards and two touchdowns - his second career multi-touchdown game - against Philadelphia (12/27). All 121 yards came in the first half - ninth in a first half in time history and most since Dez Bryant had 158 at Jacksonville (11/9/14) in London.

2019:

- Started 12 of the 14 games he played and was second on the team with career-highs in receptions (66), receiving yards (1,107) and touchdowns (six).
- Teamed with Cooper to give the Cowboys two 1,000-yard pass catchers in a season for only the seventh time in franchise history and the first since the 2012 season (Dez Bryant 1,382; Jason Witten 1,039).
- Part of the first group in team history to boast a 4,000-yard passer (Dak Prescott), a 1,000-yard rusher (Ezekiel Elliott) and a 1,000-yard receiver (in addition to Cooper) in a single season.
- Had a career-high 158 yards - first career 100-yard game - on seven catches with a career-long 62-yard grab in the season-opening win over the N.Y. Giants (9/8).
- Suffered a knee injury at Washington (9/15) that forced him from the next two games but returned against Green Bay (10/6) to log 113 yards and a touchdown on seven catches. Combined with Cooper (226 yards) and Prescott (463 yards) to mark the fifth instance - first since against Denver (10/6/13) - that Dallas boasted a 400-yard passer and two 100-yard receivers.
- Had his third 100-yard performance with 148 yards on a career-high nine catches at Detroit (11/17), then hit 100 again, finishing at Chicago (12/5) with 109 yards.
- Topped 1,000 yards on the season with 98 yards on five catches at Philadelphia (12/22).
- Caught a career-high three touchdown passes in the finale against Washington (12/29) to become the 15th Cowboys pass catcher with at least three receiving touchdowns in a game.

2018:

- Played in all 16 games, starting eight, and was fourth on the team with 33 catches and 507 yards to go with a pair of scores.
- Made his NFL debut in the opener at Carolina (9/9) and caught a pass for nine yards.
- Made the first start of his career in the win over Jacksonville (10/14) and caught one pass for 27 yards.
- Had his first career score on a season-long 49-yard toss and finished with three catches for a season-best 81 yards at Washington (10/21).
- Led the team with 76 yards on five catches in the win against New Orleans (11/29).
- Caught two passes for 18 yards with an 11-yard touchdown in his postseason debut against Seattle (1/5/19).
- Had his first postseason start and logged the first 100-yard game of his career, finishing at the LA Rams (1/12/19) with 119 yards on a team-high tying six catches. He was the first Cowboys rookie with a 100-yard receiving game in the playoffs, and his six catches were the most in the postseason by a Dallas rookie.

COLLEGE:

- Was one-of-three finalists for the prestigious Biletnikoff Award, given annually to the nation's most outstanding receiver, and named just the fourth consensus All-American in school history after starting all 13 games and recording a school-record 100 catches for 1,413 yards and seven touchdowns as a senior.
- As a junior transfer to Colorado State, named first-team All-Mountain West, playing in all 13 games and starting 11, recording 76 catches for 1,272 yards and 14 touchdowns.
- Had nine catches for 74 yards and one touchdown in four games for Butler County CC in 2015, while limited by an ankle injury as a sophomore.
- Totaled 780 receiving yards and 11 touchdowns as a freshman at Butler County CC in 2014.

PERSONAL:

- Earned 16 total varsity letters, including four each in football, baseball, basketball and track & field at Monroe, Ga., High School.
- Majored in liberal arts at Colorado State.

COMMUNITY:

- 2018 Rookie Club presented by Essilor USA.
- 2018-19 Dallas Cowboys U High School Camp.
- 2019 Visit to local foster home.
- 2019 Dallas Cowboys Draft Day/Fan Appreciation Party.
- 2019 Dirk Nowitzki Heroes Celebrity Baseball Game.
- 2019-20 NFL My Cause My Cleats Campaign.
- WrestleMania 38 Special Olympics Camp.
- 2022 Dallas Cowboys Draft Day/Fan Appreciation Party.
- Annual Team Holiday Hospital Visits.
- Kick Off Luncheon and Dallas Cowboys Family Cookbook benefiting Happy Hill Farm.
- Make-A-Wish Foundation of North Texas.
- Salvation Army Angel Tree Christmas Program.

GALLUP'S COWBOYS TOTALS

Year Team	GP-GS	RECEIVING					RUSHING				
		No	Yds	Avg	Long	TD	No	Yds	Avg	Long	TD
2018 Dallas	16-8	33	507	15.4	49t	2	0	0	0.0	0	0
2019 Dallas	14-12	66	1,107	16.8	62	6	0	0	0.0	0	0
2020 Dallas	16-15	59	843	14.3	55	5	0	0	0.0	0	0
2021 Dallas	9-8	35	445	12.7	41	2	0	0	0.0	0	0
Totals	55-43	193	2,902	15.0	62	15	0	0	0.0	0	0
Playoffs											
2018 Dallas	2-1	8	137	17.1	44	1	0	0	0.0	0	0
2021 Dallas	0-0										
Totals	2-1	8	137	17.1	44	1	0	0	0.0	0	0

SINGLE-GAME HIGHS

Receptions – 9 at Detroit, 11/17/19
Playoffs – 6 at LA Rams, 1/12/19
Receiving Yards – 158 vs. N.Y. Giants, 9/8/19
Playoffs – 119 at LA Rams, 1/12/19
Touchdowns – 3 vs. Washington, 12/29/19
Playoffs – 1 vs. Seattle, 1/15/19

GALLUP'S 100-YARD RECEIVING GAMES (8 total - 7 regular; 1 post)

158 vs. N.Y. Giants, 9/8/19 (7 rec.)	121 at Philadelphia, 12/27/20 (6 rec.)	106 vs. Las Vegas, 11/25/21 (5 rec.)
148 at Detroit, 11/17/19 (9 rec.)	113 vs. Green Bay, 10/6/19 (7 rec.)	Playoffs (1)
138 at Seattle, 9/27/20 (6 rec.)	109 at Chicago, 12/5/19 (6 rec.)	119 at LA Rams, 1/12/19 (6 rec.)

GALLUP'S CAREER GAME-BY-GAME RECEIVING

2018 (Dallas)						2020 (Dallas)					
Game	No	Yds	Avg	Long	TD	Game	No	Yds	Avg	Long	TD
L-@ Car 9/9	1	9	9.0	9	0	L-@ LAR 9/13	3	50	16.7	24	0
W-NYG 9/16	1	5	5.0	5	0	W-Atl 9/20	2	58	29.0	38	0
L-@ Sea 9/23	1	17	17.0	17	0	L-@ Sea 9/27	6	138	23.0	52	1
W-Det 9/30	2	45	22.5	37	0	L-Cle 10/4	2	29	14.5	17	0
L-@ Hou 10/7	1	6	6.0	6	0	W-NYG 10/11	4	73	18.3	38	0
W-Jac 10/14	1	27	27.0	27	0	L-Ari 10/19	2	23	11.5	17	0
L-@ Was 10/21	3	81	27.0	49t	1	L-@ Was 10/25					
L-Ten 11/5	3	51	17.0	21	0	L-@ Phi 11/1	7	61	8.7	14	0
W-@ Phi 11/11	2	34	17.0	25	0	L-Pit 11/8	3	36	12.0	20	0
W-@ Atl 11/18	1	10	10.0	10	0	W-@ Min 11/22	2	29	14.5	19	0
W-Was 11/22	2	19	9.5	12	0	L-Was 11/26	6	41	6.8	19	0
W-NO 11/29	5	76	15.2	40	0	L-@ Bal 12/3	7	86	12.3	28	1
W-Phi 12/9	4	24	6.0	10	0	W-@ Cin 12/13	2	23	11.5	12	0
L-@ Ind 12/16						W-SF 12/20	3	26	8.7	12	1
W-TB 12/23	3	53	17.7	31	1	W-Phi 12/27	6	121	20.2	55	2
W-@ NYG 12/30	3	50	16.7	24	0	L-@ NYG 1/3/21	4	49	12.3	20	0
Totals	33	507	15.4	49t	2	Totals	59	843	14.3	55	5
Playoffs											
W-Sea 1/5/19	2	18	9.0	11t	1						
L-@ LAR 1/12/19	6	119	19.8	44	0						
Totals	8	137	17.1	44	1						
2019 (Dallas)						2021 (Dallas)					
Game	No	Yds	Avg	Long	TD	Game	No	Yds	Avg	Long	TD
W-NYG 9/8	7	158	22.6	62	0	L-@ TB 9/9	4	36	9.0	12	0
W-@ Was 9/15	6	68	11.3	16t	0	W-@ LAC 9/19					
W-Mia 9/22						W-Phi 9/27					
L-@ NO 9/29						W-Car 10/3					
L-GB 10/6	7	113	16.1	40t	1	W-NYG 10/10					
L-@ NYJ 10/13	4	48	12.0	17	0	W-@ NE 10/17					
W-Phi 10/20	3	34	11.3	14	0	W-@ Min 10/31					
W-@ NYG 11/4	2	33	16.5	18	1	L-Den 11/7					
L-Min 11/10	4	76	19.0	25	1	W-Atl 11/14	3	42	14.0	23	0
W-@ Det 11/17	9	148	16.4	41	0	L-@ KC 11/21	5	44	8.8	16	0
L-@ NE 11/24	4	55	13.8	22	0	L-LV 11/25	5	106	21.2	41	0
L-Buf 11/28	3	63	21.0	35	0	W-@ NO 12/2	5	36	7.2	17	1
L-@ Chi 12/5	6	109	18.5	24	0	W-@ Was 12/12	5	60	12.0	24	0
W-LAR 12/15	1	6	6.0	6	0	W-@ NYG 12/19	3	32	10.7	19	0
L-@ Phi 12/22	5	98	19.6	41	0	W-Was 12/26	2	53	26.5	40	0
W-Was 12/29	5	98	19.6	45t	3	L-Ari 1/2/22	3	36	12.0	21t	1
Totals	66	1,107	16.8	62	6	W-@ Phi 1/8/22					
						Totals	35	445	12.7	41	2
Playoffs											
L-SF 1/16/22											

LUKE GIFFORD**57 • Linebacker**

6-3 • 242 • 8/28/95

Nebraska • UDFA-'19

NFL: 4th Year • Cowboys: 4th Year

Games/Starts: 2021-16/0; Career-30/0

Postseason: 2021-1/0; Career-1/0



PRO: Luke Gifford signed with the Dallas Cowboys as a rookie free agent following the 2019 NFL Draft and impressed coaches enough through his work in the preseason to earn a spot on the 53-man roster - one-of-two (Brandon Knight) rookie free agents to make the team right out of training camp. Gifford fought through an ankle injury early in the season before seeing action in six games - mainly on special teams - but suffered a fractured arm that ended his rookie season on Dec. 17. Gifford played in eight games in his second season, mainly on special teams, and was second on the unit with seven teams stops. Gifford was once again a regular on special teams units in 2021, finishing with five stops and a blocked punt. He saw limited time on defense, tallying five tackles with one for a loss. His fifth season will be a make-or-break year as he makes a push for more playing time on defense.

TRANSACTION SUMMARY:**3/21/22:** Signed a one-year contract with Dallas through 2022.**11/24/20:** Placed on Reserve/Suspended and reinstated (12/11).**12/17/19:** Placed on Reserve/Injured with an arm injury.**5/10/19:** Signed with Dallas as an undrafted free agent.**2021:**

- Saw action in 16 games as a reserve linebacker and on special teams and tied for second on the team with five special teams tackles with a blocked punt while also adding five tackles on defense, with one for a loss.
- Inactive for the opener at Tampa Bay (9/9), then made his season debut on special teams at the LA Chargers (9/19).
- Selected as the special teams captain for the win over Carolina (10/3), then blocked his first career punt - and recovered it - in the win at New England (10/17). It was the first blocked punt by Dallas since Danny McCray did it at Philadelphia (9/20/15).
- Appeared in his 25th career game, seeing time on special teams at New Orleans (12/2).
- Posted a career-best three defensive tackles in the finale at Philadelphia (1/8/22), then logged two special teams stops in his playoff debut - against San Francisco (1/16/22).

2020:

- Played in eight games in his second season, mainly on special teams, missing two due to a league-mandated suspension and six more as a gameday inactive.
- Was second on special teams with seven special teams tackles.
- Talled two special teams stops against Cleveland (10/4) and again against Philadelphia (12/27).

2019:

- Signed with Dallas as a rookie free agent following the NFL Draft but suffered an ankle injury that kept him from playing the first month of the season.
- Tied for fourth on the team with six special teams tackles in six games played.
- Made his NFL debut on special teams at the N.Y. Jets (10/13), then recorded his first career stats - three special teams tackles - at the N.Y. Giants (11/4).
- Played in four other games before fracturing his arm against the LA Rams (12/15) and landing on Reserve/Injured.

COLLEGE:

- Started all 12 games as a senior in 2018 while serving as a team captain for the Cornhuskers. Set career-highs in tackles (62), sacks (5.5), tackles for loss (13), interceptions (two) and forced a fumble. His 5.5 sacks were the most by a Nebraska linebacker since 2005.
- In 2017 as a junior, started seven games before being sidelined due to injury. Recorded his first career start, sack, pass breakup and interception during these seven appearances.
- Saw limited action as a sophomore at reserve linebacker in 2016, recording an assisted tackle.
- Appeared in six games during his redshirt freshman season, posting seven tackles, including a tackle for loss, before a hip injury kept him out the remainder of the season.

PERSONAL:

- Attended Southeast High School in Lincoln, Neb., playing linebacker while also seeing action on offense.
- As a senior, passed for 970 yards and five touchdowns, while rushing for an additional 742 yards and eight touchdowns, leading Southeast to the Class A state title.
- Caught seven passes for 125 yards, while also serving as linebacker and earning first-team Super State honors.
- Was a multi-sport athlete, competing on the Southeast basketball team.
- Earned his degree in business management from Nebraska.

COMMUNITY:

- 2019 Rookie Club presented by Essilor USA.
- 2019 Reliant Home Run Derby benefiting the Salvation Army.
- 2019 Dallas Cowboys U High School Camp.
- 2019 Early Thanksgiving Day Meal at The Salvation Army.
- 2020 Covid-19 relief.
- Annual Team Holiday Hospital Visits.
- Kick Off Luncheon and Dallas Cowboys Family Cookbook benefiting Happy Hill Farm.
- Make-A-Wish Foundation of North Texas.
- Salvation Army Angel Tree Christmas Program.

GIFFORD'S COWBOYS TOTALS

Year Team	GP-GS	DEFENSE										INTERCEPTIONS				FUMBLES REC				
		ST	AT	TT	Sks-Yds	Tkl/Ls	QB Prs	PBU	FF	No	Yds	Avg	Lg	TD	No	Yds	Avg	Lg	TD	
2019 Dallas.....	6-0	0	0	-	0	0(0)	0	0	0	0	0	0	0	0	0	0	0	0	0	0
2020 Dallas.....	8-0	0	0	-	0	0(0)	0	0	0	0	0	0	0	0	0	0	0	0	0	0
2021 Dallas.....	16-0	4	1	-	5	0(0)	1(-4)	0	0	0	0	0	0	0	0	0	0	0	0	0
Totals.....	30-0	4	1	-	5	0(0)	1(-4)	0	0	0	0	0	0	0	0	0	0	0	0	0
Playoffs																				
2021 Dallas.....	1-0	0	0	-	0	0(0)	0(0)	0	0	0	0	0	0	0	0	0	0	0	0	0


ADDITIONAL STATISTICS

Special Teams Tackles - 2019 (4-2-6), 2020 (7-0-7), 2021 (4-1-5, 1 BP). **Totals: 15-3-18, 1 Blk Punt.**
Playoffs – 2021 (2-0-2).

CHAUNCEY GOLSTON

99 • Defensive End

6-5 • 285 • 2/10/98
 Iowa • D3b-21 (84th overall)
 NFL: 2nd Year • Cowboys: 2nd Year
 Games/Starts: 2021-15/0; Career-15/0
 Postseason: 2021-1/0; Career-1/0



PRO: The Dallas Cowboys drafted defensive end Chauncey Golston in the third round (84th overall) of the 2021 NFL Draft to bolster a defensive line that struggled against the run in 2020. Golston, who is known as a high-motor defender that has spent time on both the edge and interior, finished his collegiate career with 129 tackles, 27 tackles for loss, 12.0 sacks, three interceptions, three fumble recoveries and a forced fumble. As a rookie in 2021, Golston played in 15 games as a reserve lineman and on special teams. With the departure of Randy Gregory in free agency, the Cowboys are expecting more out of Golston in his second pro season.

TRANSACTION SUMMARY:

4/30/21: Drafted in the third round (84th overall) by Dallas.

2021:

- Played in 15 games and notched five tackles with one for a loss.
- Spent training camp on Active/PUP with a hamstring injury but returned to the roster at the final cut date.
- Inactive the first two weeks of the season, then made his NFL debut and had three tackles in the Monday night home-opening win over Philadelphia (9/27).
- Had his first career sack stat, splitting a sack with Osa Odighizuwa, and a pressure to go with five tackles in the win over Carolina (10/3).
- Recovered his first career fumble on a Randy Gregory strip/sack to go with three tackles in the win at New England (10/17).
- Had his first career blocked kick (PAT) at Washington (12/12) while adding two tackles, then against Washington (12/26) logged his first career touchdown, recovering a Corey Clement blocked punt in the end zone. Added two tackles and a half sack in the second Washington game.
- Made his postseason debut in the Wild Card Playoff game against San Francisco (1/16/22), but did not record any stats.

COLLEGE:

- Started all eight games for the Hawkeyes where he earned first-team All-Big Ten honors and was named honorable mention All-American by *Phil Steele* in 2020.
- Started all 13 games at defensive end in 2019, earning a spot on the honorable mention All-Big Ten Team after recording 47 tackles, including 26 solo stops, 9.5 tackles for loss, three sacks and one interception.
- In 2018 led the Big Ten and ranked sixth nationally with three fumble recoveries while recording 35 tackles, nine tackles for loss, 3.5 sacks and one interception in 12 games as a sophomore.
- Made his collegiate debut against Wyoming in Week 1 of the 2017 season as a redshirt freshman and finished the season with two solo tackles in 2017.
- Redshirted his freshman season in 2016.

PERSONAL:

- Helped East English Village Prep in Detroit, Mich. reach the state playoffs for three consecutive years.
- Finished his senior season with 43 tackles and nine sacks, earning first-team all-state, all-metro and all-city.
- Named to the Academic All-American team in prep school.
- Earned his undergraduate degree in sports studies from the University of Iowa.

COMMUNITY:

- WrestleMania 38 School Pep Rally.
- 2022 Dallas Cowboys Draft Day/Fan Appreciation Party.
- Annual Team Holiday Hospital Visits.

STAFF
 LUKE GIFFORD
 2021 SEASON
 RECORDS
 PLAYOFF RECORDS
 HISTORY
 SIDELINES

GOLSTON'S COWBOYS TOTALS

Year Team	GP-GS	DEFENSE										INTERCEPTIONS				FUMBLES REC					
		ST	AT	TT	Sks- Yds	Tkl/ Ls	QB Prs	PBU	FF	No	Yds	Avg	Lg	TD	No	Yds	Avg	Lg	TD		
2021 Dallas.....	15-0	21	12	-	33	1.0(-7)	1(-4)	8	1	1	0	0	0	0.0	0	0	1	6	6.0	6	0
Playoffs 2021 Dallas.....	1-0	0	0	-	0	0.0(0)	0(0)	0	0	0	0	0	0	0.0	0	0	0	0	0.0	0	0

ADDITIONAL STATISTICS

Special Teams Tackles - 2021 (1 BXP).

C.J. GOODWIN

29 • Cornerback

6-3 • 195 • 2/4/90
 California (PA) • PS(Cin)-'18
 NFL: 7th Year • Cowboys: 5th Year
 Games/Starts: 2021-17/0; Career-80/1
 Postseason: 2021-1/0; Career-6/0



PRO: The Dallas Cowboys acquired C.J. Goodwin off the Cincinnati Bengals practice squad following Week 5 of the 2018 season to add depth to a banged up Cowboys secondary. Since his arrival in Dallas, Goodwin has played in 35 games and has developed into one of the league's top special teams coverage men. After landing in Dallas, he played in two games before a broken arm sidelined him for eight games. He returned for the finale and played in both playoff games for Dallas. Goodwin played in all 16 games for the first time in his career in 2019 and emerged as a key special teams coverage man for Dallas, leading the team with 10 special teams stops. The 2020 season again saw Goodwin lead the team with 10 special teams stops. At the beginning of 2021 free agency, the Cowboys locked up Goodwin for two seasons, and he again led the team in special teams tackles, tallying a career-high tying 10 for the third straight year. He became the first player in franchise history to lead the team in special teams tackles three consecutive years (since special teams tackles were tracked beginning in 1988).

TRANSACTION SUMMARY:

- 3/19/21:** Signed a two-year contract with Dallas through 2022.
3/30/20: Signed a one-year contract with Dallas through 2020, released (9/5) and re-signed (9/7).
12/19/18: Returned to practice and activated (12/29).
10/10/18: Signed to Dallas' active roster and placed on Reserve/Injured with an arm injury (10/26).
8/4/18: Signed with Cincinnati, waived (9/1) and signed to Cincinnati's practice squad (9/2).
5/14/18: Waived, claimed by San Francisco (5/15) and released (7/31).
4/3/18: Signed a one-year contract with Arizona, waived (5/1) and claimed by the N.Y. Giants (5/2).
12/14/17: Waived by Atlanta and claimed by Arizona (12/15).
1/5/16: Signed as a Future with Atlanta.
1/5/15: Signed as a Future with Pittsburgh, waived (8/31) and signed to Atlanta's practice squad (11/3).
8/26/14: Waived and signed to Pittsburgh's practice squad (8/31).
6/4/14: Signed with Pittsburgh as an undrafted free agent.

2021:

- Played in all 17 games - the third straight season he has seen action in every game - and notched a team-best 10 special teams tackles, tying a career-high.
- Named special teams captain in the win at New England (10/17).
- Tallied two special teams tackles on punt coverage in the win over Atlanta (11/14), then made his 75th career appearance, playing special teams at New Orleans (12/2).
- Tied his season high with two special teams tackles in the finale at Philadelphia (1/8/22), then added a special teams tackle and had a 16-yard catch on a fake punt against San Francisco (1/16/22) in the Wild Card game - his first career reception.

2020:

- Played all 16 games for the second straight year, leading Dallas with a career-high tying 10 special teams tackles.
- Had a tackle and his first career quarterback pressures on defense.
- Selected as a team captain for the Week 2 game against Atlanta (9/20).
- Recovered the outside kick against the Falcons that set up Dallas' game-winning field goal.
- Played in his 50th career game - at Seattle (9/27).
- Named special teams captain for the Week 9 game against Pittsburgh (11/8), had one special teams tackle and took a lateral from Cedrick Wilson on a punt return 73 yards to set up a field goal.
- Saw extra time on defense as a "spy" on against Philadelphia (11/27) and logged his tackle and pressures.

2019:

- Played in all 16 games for the first time in his career and paced the team with a career-best 10 special teams stops. Also saw limited time as a reserve defensive back and tallied two tackles.
- Saw time on defense at Chicago (12/5) and logged a tackle along with a career-high tying three teams stops.

2018 (Arizona/N.Y. Giants/San Francisco/Cincinnati/Dallas):

- Signed a one-year deal with Arizona in April but was released before the summer.
- Spent time through the offseason with the N.Y. Giants and San Francisco before being added to the Cincinnati practice squad for Week 1.
- Signed by Dallas off Cincinnati's practice squad Oct. 10 and made his Cowboys debut on special teams against Jacksonville (10/14).
- Made a tackle on punt at Washington (10/21) but broke his arm on the play, landing on Reserve/Injured.
- Returned to practice Dec. 19 and activated Dec. 29 to play in the season finale and both playoff games - all on special teams.

2017 (Atlanta/Arizona):

- Returned to the Falcons to play in 12 games and logged five tackles before being released in early December.
- Posted a career-high four tackles on defense against Tampa Bay (11/26).
- Signed with Arizona (12/15) and played in the final two games of the season, making his Cardinals debut against the N.Y. Giants (12/24).

2016 (Atlanta):

- After signing with Atlanta, played in 14 games with one start, and logged seven tackles.
- Made his NFL debut in Week 1 against Tampa Bay (9/11) and had a career-high three special teams tackles at the LA Rams (12/11).
- Made his first career start against San Francisco (12/16).
- Had two tackles and a special teams stop in Super Bowl LI against New England (2/5/17).

2015 (Pittsburgh/Atlanta):

- Signed a Future's contract prior to the 2015 season with Pittsburgh, but was released following training camp.
- Signed to Atlanta's practice squad for the remainder of the 2015 season.

2014 (Pittsburgh):

- Signed as an undrafted free agent and spent all of 2014 on the Pittsburgh practice squad.

COLLEGE:

- Played wide receiver during his lone season at California University of Pennsylvania and appeared in 11 games with one start, catching 11 passes for 126 yards and a touchdown.
- Was at Fairmont State for one year and led the team with 18.3 yards-per-catch with four touchdowns as a junior.
- Began his collegiate career playing basketball at Bethany College for two years before transferring to Fairmont.

PERSONAL:

- Did not play football until his senior year at The Linsly School in Wheeling, W.V.
- Has a daughter, Caidyn, and a son, Cason.
- Earned his degree in business management from California (Pa.).

COMMUNITY:

- 2019 Dallas Cowboys Draft Day/Fan Appreciation Party.
- 2019 Cowboys U High School Camp.
- 2019 NFL My Cause My Cleats Campaign.
- 2019 Salvation Army relief for Dallas tornado.
- 2020-21 My Cause My Cleats campaign - PeGa Foundation.
- Annual Team Holiday Hospital Visits.
- Make-A-Wish Foundation of North Texas.
- Salvation Army Angel Tree Christmas Program.
- 2022 Dallas Cowboys Draft Day/Fan Appreciation Party.

GOODWIN'S NFL TOTALS

Year Team	GP-GS	DEFENSE										INTERCEPTIONS					FUMBLES REC				
		ST	AT	TT	Sks-	Tkl/	QB	Prs	PBU	FF	No	Yds	Avg	Lg	TD	No	Yds	Avg	Lg	TD	
					Yds	Ls															PRACTICE SQUAD
2014 Pittsburgh.....	0-0																				
2015 Atlanta.....	0-0																				
2016 Atlanta.....	14-1	6	1	7	0.0(0)	0(0)	0	2	0	0	0	0.0	0	0	0	0	0.0	0	0		
2017 Atlanta.....	12-0	5	0	5	0.0(0)	0(0)	0	0	0	0	0	0.0	0	0	0	0	0.0	0	0		
Arizona.....	2-0	0	0	0	0.0(0)	0(0)	0	0	0	0	0	0.0	0	0	0	0	0.0	0	0		
2018 Dallas.....	3-0	0	0	0	0.0(0)	0(0)	0	0	0	0	0	0.0	0	0	0	0	0.0	0	0		
2019 Dallas.....	16-0	2	0	2	0.0(0)	0(0)	0	0	0	0	0	0.0	0	0	0	0	0.0	0	0		
2020 Dallas.....	16-0	0	1	1	0.0(0)	0(0)	2	0	0	0	0	0.0	0	0	0	0	0.0	0	0		
2021 Dallas.....	17-0	0	0	0	0.0(0)	0(0)	0	0	0	0	0	0.0	0	0	0	0	0.0	0	0		
Totals.....	80-1	13	2	15	0.0(0)	0(0)	2	2	0	0	0	0.0	0	0	0	0	0.0	0	0		
Playoffs																					
2016 Atlanta.....	3-0	3	0	3	0.0(0)	0(0)	0	1	0	0	0	0.0	0	0	0	0	0.0	0	0		
2018 Dallas.....	2-0	0	0	0	0.0(0)	0(0)	0	0	0	0	0	0.0	0	0	0	0	0.0	0	0		
2021 Dallas.....	1-0	0	0	0	0.0(0)	0(0)	0	0	0	0	0	0.0	0	0	0	0	0.0	0	0		
Totals.....	6-0	3	0	3	0.0(0)	0(0)	0	1	0	0	0	0.0	0	0	0	0	0.0	0	0		

ADDITIONAL STATISTICS

Special Teams Tackles – 2016 (8-2-10), 2017 (Atl: 2-1-3; Ari: 1-0. 3-1-4), 2018 (1-0-1), 2019 (7-3-10), 2020 (10-0-10), 2021 (7-3-10). **Total: 36-9-45.**
Playoffs – 2016 (1-1-2-Atl), 2018 (1-0-1), 2021 (1-0-1).
Total: 2-1-3.

Punt Returns – 2020 (0 for 73 yards).

Receptions – *Playoffs* 2021 (1 for 16 yards).

SINGLE-GAME HIGHS

Tackles – 4 vs. Tampa Bay, 11/26/17
Spec. Tms. Tkl. – 3, three times, last at Chicago, 12/5/19

WILL GRIER

15 • Quarterback

6-1 • 215 • 4/3/95

West Virginia • W(Car)-21

NFL: 4th year • Cowboys: 2nd year

Games/Starts: 2021-0/0; Career-2/2

Postseason: 2021-0/0-IR; Career-0/0



PRO: The Dallas Cowboys added more competition for the backup quarterback spot when they claimed Will Grier off waivers following training camp in 2021. Grier, a former Heisman Trophy Finalist at West Virginia, came to Dallas after spending his first two NFL seasons with the Carolina Panthers. Grier started two games in his rookie season before not seeing any action in 2020. In his first season in Dallas, Grier saw time as the club's third quarterback but did not make any game appearances. As a former college standout who spent the 2015 season at Florida with current Cowboys Quarterbacks Coach Doug Nussmeier, Grier looks to compete for the lead backup to Prescott.

TRANSACTION SUMMARY:

1/10/22: Placed on Reserve/Injured with a knee injury.

9/1/21: Claimed off waivers by Dallas.

8/31/21: Waived by Carolina.

5/9/19: Drafted in the third round (100th overall) by Carolina.

2021:

- Was a game-day inactive for 16 contests and active for one but did not play.
- With Prescott (calf) injured for the game at Minnesota (10/31), active but did not play.
- Suffered a knee injury prior to the finale at Philadelphia (1/8/22) that landed him on Reserve/Injured.

2020 (Carolina):

- Did not appear in any games and was inactive for nine of the final eleven contests.

2019 (Carolina):

- Played and started the final two games, completing 28-of-52 passes for 228 yards and four interceptions.
- Made his NFL debut at Indianapolis (12/22), completing 12/27-of-44 passes for 224 yards and three interceptions.

COLLEGE:

- Three-year starter at West Virginia where he was a Heisman Trophy Finalist in 2018.
- As a senior led the NCAA in passing yards-per-game (305.6) and ranked fifth in the nation in career pass efficiency (165.1). He also ranked second in the country in touchdown passes (37) and third in passing yards (3,864), along with a career-best 67.0% completion rate.
- Named Maxwell Award Finalist, Johnny Unitas Golden Arm Award Top-5 Finalist and Manning Award Finalist for his efforts in 2018.
- In 2017 started the first eleven games before a hand injury ended his season. Despite the injury, finished with All-Big 12 second-team honors after throwing for 3,490 yards and 34 touchdowns.
- Sat out the 2016 season due to NCAA transfer requirements.
- Played in six games as a true freshman at Florida under the watch of then Gators Offensive Coordinator Doug Nussmeier. In his six appearances during 2015, completed 65.9% of his passes for 1,204 yards, 10 touchdowns and just three interceptions.

PERSONAL:

- Played quarterback under his father, Chad Grier, at Davidson Day School in Davidson, N.C., Day School.
- Threw for 4,989 yards as a senior and led the nation with 77 touchdowns, along with 1,251 rushing yards and 13 scores on the ground.
- Named the 2013 Parade National Player of the Year and Maxwell Player of the Year and the Gatorade North Carolina Player of the Year as a junior and senior.
- Graduated with his bachelor's degree in multidisciplinary studies from West Virginia.

COMMUNITY:

- 2022 Dallas Cowboys Draft Day/Fan Appreciation Party.
- Annual Team Holiday Hospital Visits.

GRIER'S NFL TOTALS

Year Team	GP-GS	PASSING											
		Att	Cmp	Yds	Pct	Yds/Att	TD	TD%	Int	Int%	Long	Sacks	Rating
2019 Carolina.....	2-2	52	28	228	53.8	4.4	0	0.0	4	7.7	28	6/44	33.2
2020 Carolina.....	0-0	0	0	0	0	0	0	0.0	0	0.0	0	0/0	0.0
2021 Dallas.....	0-0	0	0	0	0	0	0	0.0	0	0.0	0	0/0	0.0
Totals.....	2-2	52	28	228	53.8	4.4	0	0.0	4	7.7	28	6/44	33.2

Playoffs

2021 Dallas.....

RESERVE/INJURED-Knee

RUSHING


Year Team	No	Yds	Avg	Long	TD
2019 Carolina.....	7	22	3.1	11	0
2020 Carolina.....	0	0	0.0	0	0
2021 Dallas.....	0	0	0.0	0	0
Totals.....	7	22	3.1	11	0

TRYSTEN HILL

72 • Defensive Tackle

6-3 • 300 • 3/25/98
Central Florida • D2-'19 (58th overall)
NFL: 4th Year • Cowboys: 4th Year
Games/Starts: 2021-6/0; Career-18/5
Postseason: 2021-1/0; Career-1/0

DALLAS DALLAS DALLAS
COWBOYS



STAFF

TRYSTEN
HILL

2021 SEASON

RECORDS

PLAYOFF
RECORDS

HISTORY

SIDELINES

PRO: The Dallas Cowboys bolstered the interior of the defensive line with their first selection in the 2019 NFL Draft when the club took Trysten Hill in the second round (58th overall). Hill, a high-motor player who displayed quickness and hustle at Central Florida, cracked the field for Dallas in seven games as a rookie. He was settling into the role as a starting tackle in 2020, but a torn ACL ended his season five games in. Hill was limited to six games in 2021, missing the first 11 on the club's Reserve/PUP list as he recovered from his ACL injury suffered in 2020. In those six games, Hill tallied 10 tackles, a half sack and five hurries.

TRANSACTION SUMMARY:

8/31/21: Placed on Reserve/PUP with a knee injury, returned to practice (10/25) and activated (11/13).
10/19/20: Placed on Reserve/Injured with a knee injury.
4/26/19: Drafted in the second round (58th overall) by Dallas.

2021:

- Limited to six games, recovering from his torn ACL suffered in 2020, and posted 10 tackles, a half sack and six hurries.
- Began the season on Reserve/PUP, continuing to rehab the torn ACL suffered in 2020, returned to practice Oct. 25; activated Nov. 13 and made his season debut in the win over Atlanta (11/14), finishing with two tackles.
- Logged a season-high five tackles with two hurries on Thanksgiving Day against Las Vegas (11/25).
- Served a one-game league suspension for the game at New Orleans (12/2) and returned at Washington (12/12), but landed on the Reserve/COVID list for the game at the N.Y. Giants (12/19) and against Washington (12/26).
- Activated for the game against Arizona (1/2/22) but did not record any stats, then notched his first career sack stat - a half - along with a pressure and a tackle in the finale at Philadelphia (1/8/22).
- Added a tackle in his postseason debut in the Wild Card Playoff game against San Francisco (1/16/22).

2020:

- Earned the starting role for the first five games of the season before a torn ACL landed him on Reserve/Injured.
- Posted 14 tackles, one for a loss, and five hurries prior to the injury.
- Made his first career start in the season opener at the LA Rams (9/13) and posted a career-high seven stops.
- Notched a tackle and a hurry before a knee injury ended his season against the N.Y. Giants (10/11).

2019:

- Played in seven games (inactive for nine) as a rookie and tallied six tackles, one for a loss and a pressure.
- Was inactive the first two games of the season, then made his NFL debut against Miami (9/22), posting a tackle and a quarterback pressure.
- Over the course of the next six games in which he played, had his first career tackle for loss against Buffalo (11/28) on Thanksgiving Day and had two-tackle games at Chicago (12/5) and against Washington (12/29).

COLLEGE:

- Played in 12 games with one start as a junior and logged career-bests in tackles (36), sacks (3.0) and tackles for loss (10.5) to go with four hurries. Also had two runs for one yard with one touchdown.
- Named to the 2018 Bronko Nagurski Trophy Watch list, the 2018 preseason Outland Trophy Watch List and the Bednarik Award Watch List.
- Was a second-team All-Conference selection as a sophomore, starting all 13 games along the defensive line for the undefeated Knights. Logged 20 tackles, five for losses, 2.0 sacks and five hurries.
- Started all 13 games as a freshman defensive end and tallied 15 tackles, five for loss, and one sack. Added one hurry and a forced fumble.

PERSONAL:

- A three-star recruit out of Suwannee High School in Live Oak, Fla., and helped his team reach the region finals as a senior and state semifinals as a junior.
- Majored in criminal justice at Central Florida.

COMMUNITY:

- 2019 Rookie Club presented by Essilor USA.
- 2019 Reliant Home Run Derby benefiting the Salvation Army.
- 2019 Dallas Cowboys U High School Camp.
- 2019 NFL My Cause My Cleats Campaign.
- 2019 Early Thanksgiving Day Meal at The Salvation Army.
- Annual Team Holiday Hospital Visits.
- Kick Off Luncheon and Dallas Cowboys Family Cookbook benefiting Happy Hill Farm.
- Make-A-Wish Foundation of North Texas.

HILL'S COWBOYS TOTALS

Year Team	GP-GS	DEFENSE								INTERCEPTIONS					FUMBLES REC				
		ST	AT	TT	Sks- Yds	Tk// Ls	QB Prs	PBU	FF	No	Yds	Avg	Lg	TD	No	Yds	Avg	Lg	TD
2019 Dallas	7-0	3	3	-	6	0.0(0)	1(-4)	1	0	0	0	0	0	0	0	0	0.0	0	0
2020 Dallas	5-5	8	6	-	14	0.0(0)	1(-2)	5	0	0	0	0	0	0	0	0.0	0	0	
2021 Dallas	6-0	8	2	-	10	0.5(0)	0(0)	5	0	0	0	0	0	0	0	0.0	0	0	
Totals	18-5	19	11	-	30	0.5(0)	2(-6)	11	0	0	0	0	0	0	0	0.0	0	0	
Playoffs																			
2021 Dallas	1-0	0	1	-	1	0.0(0)	0(0)	0	0	0	0	0	0	0	0	0.0	0	0	

SINGLE-GAME HIGHS

Tackles - 7 at LA Rams, 9/13/20

MALIK HOOKER

28 • Safety

6-1 • 215 • 4/2/96

Ohio State • FA-'21

NFL: 6th year • Cowboys: 2nd year

Games/Starts: 2021-15/3; Career-51/38

Postseason: 2021-1/0; Career-2/1



PRO: The Dallas Cowboys improved their secondary when they signed Malik Hooker during the first week of training camp in 2021. Hooker, the former 15th overall pick from the 2017 NFL Draft, arrived in Dallas after spending the first four years of his career with the Indianapolis Colts. The sixth-year safety has displayed his ability to perform at a high level and could be the player Dallas has coveted from the safety position. His first four seasons have not come without struggle, as he missed 14 games in 2020 with a torn Achilles and more than half of his rookie season with a torn ACL and MCL. In making his return from the torn Achilles in 2020, Hooker played in 15 games with three starts in his first season in Dallas, and he notched 44 tackles (ninth on the defense), one stop for a loss, one interception and two breakups. Hooker signed a two-year contract extension with Dallas at the beginning of free agency and will compete for a starting safety spot in 2022.

TRANSACTION SUMMARY:

3/18/22: Signed a two-year extension with Dallas through 2023.

7/27/21: Signed a one-year contract with Dallas through 2021.

9/22/20: Placed on Reserve/Injured with an Achilles injury.

10/24/17: Placed on Reserve/Injured with a knee injury.

4/27/17: Drafted in the first round (15th overall) by Indianapolis.

2021:

- Started three of the 15 games he played and finished ninth on the defense with 44 tackles while adding one tackle for loss, two breakups and an interception.
- Inactive for the season opener at Tampa Bay (9/9), then made his Cowboys debut in a start in the win at the LA Chargers (9/19), finishing with three tackles and a tackle for loss.
- At the N.Y. Giants (12/19) notched six tackles, a breakup and an interception - his first since 2019 with the Colts.
- Missed the game against Washington (12/26) on the Reserve/COVID-19 list but returned against Arizona (1/2/22) and made his 50th career appearance, finishing with three tackles as the defensive captain.
- Notched five tackles in the Wild Card Playoff game against San Francisco (1/16/22).

2020 (Indianapolis):

- Was limited to two starts in just two games played before tearing his Achilles in the game against Minnesota (9/20) and missing the remainder of the season.
- Opened the year at Jacksonville with five tackles, then added two against the Vikings before the injury.

2019 (Indianapolis):

- Started 13-of-13 games played, missing three with a knee injury, and finished the year with 51 tackles, one for a loss, two interceptions, three breakups and a fumble recovery.
- Had five tackles and an interception in the opener at the LA Chargers (9/8).
- Missed three games (Games 4-6) with a knee injury but returned to log consecutive five-tackle games against Denver (10/27) and at Pittsburgh (11/3), adding his first career tackle for loss in the Steelers game.
- Recovered a fumble against Tennessee (12/1) and had a season-best 10 stops along with his second interception of the season at Tampa Bay (12/8).

2018 (Indianapolis):

- After rehabbing a knee injury suffered as a rookie, returned to start all 14 games he played, missing two with a hip injury.
- Tallied 44 tackles, two interceptions, four breakups and a fumble recovery on the year.
- Notched a career-best 12 tackles at New England (10/4), then picked off his first pass of the season the next game at the N.Y. Jets (10/14).

- After missing the game at Oakland (10/28) with a hip injury, recovered his first career fumble in the game against Jacksonville (11/11) before missing the Tennessee (11/18) game with the hip.
- Added his second interception of the year against the N.Y. Giants (12/23).

2017 (Indianapolis):

- After being selected 15th overall in the NFL Draft, started six of the seven games he played before landing on Reserve/Injured with a knee injury.
- Posted 21 tackles, four breakups and three interceptions.
- Made his NFL debut at the LA Rams (9/10) and had three tackles with one stop on special teams.
- Picked off a pass in three consecutive games - against Arizona (9/17), Cleveland (9/24) and at Seattle (10/1).
- Logged a season-high five tackles against San Francisco (10/8), then played in the next two games, before suffering a knee injury against Jacksonville (10/22).

COLLEGE:

- Started 13 of the 26 games he played as a safety at Ohio State, helping lead the Buckeyes to a 2015 Fiesta Bowl win and an appearance in the 2016 College Football Playoff.
- Ended his collegiate career with 84 tackles, 5.5 for loss, a half sack, seven interceptions - three returned for touchdowns - and 11 breakups.
- Led the nation with three interceptions returned for touchdowns as a sophomore in 2016, ranked second with 181 interception return yards and third with seven interceptions. Named first-team All-America and was a Thorpe Award semifinalist, starting all 13 games, adding 74 tackles, 5.5 for loss and half a sack.
- Played in all 13 games, including the Fiesta Bowl in 2015, as a redshirt freshman.
- Redshirted as a true freshman in 2014.

PERSONAL:

- Played two seasons of football as a wide receiver and cornerback at New Castle, Pa., High School, helping his squad to the state playoffs as a senior in 2013.
- Was a Division I basketball recruit after winning consecutive league championships as a sophomore and junior.

COMMUNITY:

- Annual Team Holiday Hospital Visits.

HOOKER'S NFL TOTALS

Year Team	GP-GS	DEFENSE								INTERCEPTIONS				FUMBLES REC					
		ST	AT	TT	Sks-Yds	Tk/Ls	QB Prs	PBU	FF	No	Yds	Avg	Lg	TD	No	Yds	Avg	Lg	TD
2017 Indianapolis.....	7-6	15	6	- 21	0.0(0)	0(0)	0	4	0	3	73	24.3	32	0	0	0	0.0	0	0
2018 Indianapolis.....	14-14	30	14	- 44	0.0(0)	0(0)	0	4	0	2	34	17.0	27	0	1	0	0.0	0	0
2019 Indianapolis.....	13-13	30	21	- 51	0.0(0)	1(-3)	0	3	0	2	39	19.5	26	0	1	3	3.0	3	0
2020 Indianapolis.....	2-2	5	2	- 7	0.0(0)	0(0)	0	0	0	0	0	0.0	0	0	0	0.0	0	0	0
2021 Dallas.....	15-3	36	8	- 44	0.0(0)	1(-1)	0	3	0	1	0	0.0	0	0	0	0.0	0	0	0
Totals.....	51-38	116	51	- 167	0.0(0)	2(-4)	0	14	0	8	146	18.2	32	0	2	3	1.5	3	0
Playoffs																			
2018 Indianapolis.....	1-1	1	1	- 2	0.0(0)	0(0)	0	0	0	0	0	0.0	0	0	0	0.0	0	0	0
2021 Dallas.....	1-0	0	5	- 5	0.0(0)	0(0)	0	0	0	0	0	0.0	0	0	0	0.0	0	0	0
Totals.....	2-1	1	6	- 7	0.0(0)	0(0)	0	0	0	0	0	0.0	0	0	0	0.0	0	0	0

ADDITIONAL STATISTICS

Special Teams Tackles – 2017 (1-0-1).

SINGLE-GAME HIGHS

Total Tackles – 12 at New England, 10/4/18

HOOKER'S CAREER GAME-BY-GAME

DEFENSE

2017 (Indianapolis)										2018 (Indianapolis)									
Game	ST	AT	TT	Tk/Ls	PBU	INTs				Game	ST	AT	TT	Tk/Ls	PBU	INTs			
						No/	Yds	Lg	TD							No/	Yds	Lg	TD
L-@ LAR 9/10.....	2	1	- 3							L-Cin 9/9.....	4	0	- 4						
L-Ari 9/17.....	1	1	- 2		1	1/32	32	0		W-@ Was 9/16.....	1	0	- 1						
W-Cle 9/24.....	2	1	- 3		1	1/12	12	0		L-@ Phi 9/23.....	6	0	- 6		1				
L-@ Sea 10/1.....	1	2	- 3		1	1/29	29	0		L-Hou 9/30.....	2	0	- 2						
W-SF 10/8.....	4	1	- 5							L-@ NE 10/4.....	4	8	- 12						
L-@ Ten 10/16.....	3	0	- 3		1					L-@ NYJ 10/14.....	1	0	- 1		1	1/27	27	0	
L-Jac 10/22.....	2	0	- 2							W-Buf 10/21.....	0	1	- 1						
L-@ Cin 10/29.....										W-@ Oak 10/28.....									
W-@ Hou 11/5.....										W-Jac 11/11.....	4	0	- 4						
L-Pit 11/12.....										W-Ten 11/18.....									
L-Ten 11/26.....										W-Mia 11/25.....	1	1	- 2						
L-@ Jac 12/3.....										L-@ Jac 12/2.....									
L-@ Buf 12/10.....										W-@ Hou 12/9.....	1	0	- 1						
L-Den 12/14.....										W-Dal 12/16.....	0	1	- 1						
L-@ Bal 12/23.....										W-NYG 12/23.....	4	2	- 6		1	1/7	7	0	
W-Hou 12/31.....										W-@ Ten 12/30.....	2	1	- 3		1				
Totals.....	15	6	- 21		4	3/73	32	0		Totals.....	30	14	- 44		4	2/34	27	0	
Playoffs																			
W-@ Hou 1/5/19.....	1	1	- 2							L-@ KC 1/12/19.....									
Totals.....	1	1	- 2																

HOOKER'S CAREER GAME-BY-GAME, cont.

2019 (Indianapolis)

Game	ST	AT	TT	INTs			
				Tk/ Ls	PBU	No/ Yds	Lg TD
L-@ LAC 9/8	4	1	-	5	1	1/26	26 0
W-@ Ten 9/15	3	0	-	3			
W-Atl 9/22	1	1	-	2			
L-Oak 9/29				INACTIVE/INJURED-Knee			
W-@ KC 10/6				INACTIVE/INJURED-Knee			
W-Hou 10/20				INACTIVE/INJURED-Knee			
W-Den 10/27	3	2	-	5			
L-@ Pit 11/3	3	2	-	5	1(-3)		
L-Mia 11/10	1	2	-	3			
W-Jac 11/17	0	3	-	3	1		
L-@ Hou 11/21	2	5	-	7			
L-Ten 12/1	1	3	-	4			
L-@ TB 12/8	9	1	-	10	1	1/13	13 0
L-@ NO 12/16	1	1	-	2			
W-Car 12/22	2	0	-	2			
L-@ Jac 12/29							
Totals	30	21	-	51	1(-3)	3	2/39 13 0

2020 (Indianapolis)

Game	ST	AT	TT	INTs			
				Tk/ Ls	PBU	No/ Yds	Lg TD
L-@ Jac 9/13	3	2	-	5			
W-Min 9/20	2	0	-	2			
W-NYJ 9/27				RESERVE/INJURED-Achilles			
W-@ Chi 10/4				RESERVE/INJURED-Achilles			
L-@ Cle 10/11				RESERVE/INJURED-Achilles			
W-Cin 10/18				RESERVE/INJURED-Achilles			
W-@ Det 11/1				RESERVE/INJURED-Achilles			
L-Bal 11/8				RESERVE/INJURED-Achilles			
W-@ Ten 11/12				RESERVE/INJURED-Achilles			
W-GB 11/22				RESERVE/INJURED-Achilles			
L-Ten 11/29				RESERVE/INJURED-Achilles			
W-@ Hou 12/6				RESERVE/INJURED-Achilles			

2020 (Indianapolis), cont

Game	ST	AT	TT	INTs			
				Tk/ Ls	PBU	No/ Yds	Lg TD
W-@ LV 12/13				RESERVE/INJURED-Achilles			
W-Hou 12/20				RESERVE/INJURED-Achilles			
L-@ Pit 12/27				RESERVE/INJURED-Achilles			
W-Jac 1/3/21				RESERVE/INJURED-Achilles			
Totals	5	2	-	7			

Playoffs

L-@ Buf 1/9/21 RESERVE/INJURED-Achilles

2021 (Dallas)

Game	ST	AT	TT	INTs			
				Tk/ Ls	PBU	No/ Yds	Lg TD
L-@ TB 9/9				INACTIVE			
W-@ LAC 9/19	3	0	-	3			
W-Phi 9/27						1	
W-Car 10/3	3	0	-	3			
W-NYG 10/10	5	1	-	6			
W-@ NE 10/17	2	0	-	2			
W-@ Min 10/31	1	1	-	2			
L-Den 11/7	1	0	-	1			
W-Atl 11/14	1	1	-	2			
L-@ KC 11/21	5	0	-	5			
L-LV 11/25	4	1	-	5			
W-@ NO 12/2	0	1	-	1			
W-@ Was 12/12	2	0	-	2			
W-@ NYG 12/19	5	1	-	6		1	1/0 0 0
W-Was 12/26				RESERVE/COVID-19			
L-Ari 1/2/22	2	1	-	3			
W-@ Phi 1/8/22	2	1	-	3			
Totals	36	8	-	44		2	1/0 0 0

Playoffs

L-SF 1/16/22 0 5- 5

KELVIN JOSEPH

1 • Cornerback

5-11 • 200 • 11/11/99

Kentucky • D2-'21 (44th overall)

NFL: 2nd Year • Cowboys: 2nd Year

Games/Starts: 2021-10/2; Career-10/2

Postseason: 2021-1/0; Career-1/0



PRO: With their second selection (44th overall) in the 2021 NFL Draft, the Dallas Cowboys addressed the cornerback position with the addition of Kentucky defensive back Kelvin Joseph. As a rookie, Joseph's season got off to a slow start as a groin injury suffered in the preseason landed him on Reserve/Injured for the first six games of the season. He played in 10 games with two starts, seeing most of his time on special teams. Joseph finished his first pro season with 13 tackles, two breakups and a tackle for loss while adding two stops on special teams. In 2022 he will look to compete for a starting spot opposite All-Pro corner Trevon Diggs.

TRANSACTION SUMMARY:**9/2/21:** Placed on Reserve/Injured with a groin injury, designated for return (10/13) and activated (10/30).**4/30/21:** Drafted in the second round (44th overall) by Dallas.**2021:**

- Landed on the Reserve/Injured list on Sept. 2, making him eligible to return, with a groin injury suffered in preseason action.
- Played in 10 games with two starts, seeing most of his time on special teams, and posted 13 tackles, two breakups and a stop for loss on defense. Added a pair of special teams tackles.
- Returned to practice on Oct. 13, activated Oct. 30 and made his NFL debut at Minnesota (10/31), seeing most of his action on special teams.
- Logged his first career defensive stat - a pass breakup - in the fourth quarter of the win over Atlanta (11/14).

- Inactive (not injury related) at Kansas City (11/21).
- Earned his first career start against Washington (12/26) with Jourdan Lewis (COVID-19) sidelined and Anthony Brown filling in at slot corner and notched the first two tackles and tackle for loss of his career, along with a pass breakup.
- Made his second career start and led the team with a season-best nine tackles in the finale at Philadelphia (1/8/22).
- Saw time on special teams in his postseason debut in the Wild Card game against San Francisco (1/16/22) and assisted on a tackle.

COLLEGE:

- Started all nine games he played as a redshirt sophomore in 2018 before opting out prior to the regular season finale against South Carolina. Finished his lone season with the Wildcats with 25 total tackles, four interceptions, a tackle for loss and a pass breakup.
- Sat out the 2019 season due to NCAA transfer rules after transferring to Kentucky from LSU.
- Played in 11 games as a true freshman at LSU in 2018 and recorded 12 tackles and one pass breakup.

PERSONAL:

- Scored a combined 13 touchdowns on returns - kickoffs, punts and interceptions - during his career at Scotlandville Magnet School in Baton Rouge, La.
- A two-time first-team 5A all-state selection, twice named to the *Baton Rouge Advocate* All-Metro Team became the first player in Scotlandville history to be selected to play in the U.S. Army All-American game.
- Recorded 113 tackles, 12 tackles for loss and three interceptions while returning a kickoff 90 yards for a touchdown as a senior.
- Also played basketball.
- Majored in community and leadership development at Kentucky.

COMMUNITY:

- Annual Team Holiday Hospital Visits.

JOSEPH'S COWBOYS TOTALS

Year Team	GP-GS	DEFENSE										INTERCEPTIONS				FUMBLES REC			
		ST	AT	TT	Sks- Yds	Tk/ Ls	QB Prs	PBU	FF	No	Yds	Avg	Lg	TD	No	Yds	Avg	Lg	TD
2021 Dallas	10-2	11	2-	13	0.0(0)	1(-2)	0	2	0	0	0	0	0	0	0	0	0	0	0
Playoffs																			
2021 Dallas	1-0	0	0-	0	0.0(0)	0(0)	0	0	0	0	0	0	0	0	0	0	0	0	0

ADDITIONAL STATISTICS

Special Teams Tackles – 2021 (1-1-2).
 Playoffs – 2021 (0-1-1).

JOSEPH'S CAREER GAME-BY-GAME DEFENSE

Game	2021 (Dallas)										INTs			
	ST	AT	TT	Tk/ Ls	PBU	Yds	Lg	TD	No	Yds	Avg	Lg	TD	
L-@ TB 9/9														
W-@ LAC 9/19														
W-Phi 9/27														
W-Car 10/3														
W-NYG 10/10														
W-@ NE 10/17														
W-@ Min 10/31														
L-Den 11/7														
W-Atl 11/14											1			
L-@ KC 11/21				INACTIVE										
L-LV 11/25														
W-@ NO 12/2														
W-@ Was 12/12														
W-@ NYG 12/19														
W-Was 12/26	2	0-	2	1(-2)	1									
L-Ari 1/2/22	2	0-	2											
W-@ Phi 1/8/22	7	2-	9											
Totals	11	2-	13	1(-2)	2									
Playoffs														
L-SF 1/16/22	0	1-	1											

JAYRON KEARSE (JAY-RON)

27 • Safety


6-4 • 227 • 2/11/94

Clemson • FA-'21

NFL: 7th Year • Cowboys: 2nd Year

Games/Starts: 2021 16/15; Career-89/27

Postseason: 2021-1/1; Career-4/1



PRO: Jayron Kearse signed with the Dallas Cowboys during 2021 free agency, providing the team with a quality special teams player who has come along as a solid safety. Kearse arrived in Dallas after spending the first five seasons of his career in Minnesota (2016-19) and Detroit (2020), finishing 2020 on Baltimore's practice squad. Originally drafted in the seventh round (244th overall) by Minnesota in 2016, Kearse battled and earned a starting safety spot with Dallas in 2021 and had his best season to date. Kearse led the Dallas defense with a career-high 92 tackles and finished second with seven tackles for loss. He also had a pair of interceptions, a fumble recovery, 10 pressures and 10 breakups. Kearse impressed coaches enough to become the defensive signal caller for the second half of the season. He re-signed with Dallas for 2022 and come in as the incumbent among those competing for starting spots in the Dallas secondary.

TRANSACTION SUMMARY:

- 3/25/22:** Signed a two-year contract with Dallas through 2023.
- 3/30/21:** Signed a one-year contract with Dallas through 2021.
- 12/31/20:** Signed to Baltimore's practice squad and released (1/18).
- 7/31/20:** Suspended for three games, reinstated (10/1) and cut (12/28).
- 3/19/20:** Signed with Detroit as an unrestricted free agent through 2020.
- 4/30/16:** Drafted in the seventh round (244th overall) by Minnesota.

2021:

- Started a career-best 15 of the 16 games he played and led the team with a career-high 92 tackles to become the first Cowboys safety to lead the team in tackles since Barry Church in 2014.
- Second on the defense with a career-high seven tackles for loss while also notching career-bests with 10 breakups and two interceptions.
- Talled a career-high nine tackles (second on the team) in his Cowboys debut in the opener at Tampa Bay (9/9).
- Led the defense with five tackles, a hurry and a breakup in the home-opening win against Philadelphia (9/27).
- As the defensive captain in the win at Minnesota (10/31), had five tackles with one for a loss.
- Tied his career high with nine tackles along with a breakup against Denver (11/7), then picked off a pass (second of his career) to go with five tackles in the loss at Kansas City (11/21).
- Second on the team with a career-high tying nine stops, one for loss, while also swatting away two passes to establish and single-season career-high (seven).
- Second on the team with seven tackles, with one for a loss, one breakup and an interception - one-of-four for Dallas - in the Thursday night win at New Orleans (12/2).
- Made his 25th career start and finished at the N.Y. Giants (12/12) with six tackles and a hurry, then had the first full sack of his career along with two pressures against Washington (12/26).
- Recorded the 200th tackle of his career in the game against Arizona (1/2/22), finishing with six and a breakup.
- Missed the season finale at Philadelphia (1/8/22) on the COVID-19 list, then started his first career postseason contest, finishing the Wild Card game against San Francisco (1/16/22) with 10 tackles and a breakup.

2020 (Detroit/Baltimore):

- Started seven of the 11 games he played after signing with Detroit as an unrestricted free agent, missing the first three due to a league-mandated suspension.
- Finished the season on Baltimore's practice squad after his release from the Lions (12/28).
- In 11 games played, posted 56 tackles, two breakups, one pressure, one forced fumble and three special teams tackles.
- Tied his then career-high with three outings of eight tackles - at Minnesota (11/8), against Washington (11/15) and at Chicago (12/6).
- Released by Detroit and signed to Baltimore's practice squad, where he spent the season finale and the Ravens two postseason games.

2019 (Minnesota):

- Started three of the 15 games he played and made an appearance in one playoff game, finishing the year with 27 tackles, one hurry and six breakups.
- Posted a then career-high eight tackles with a breakup in the opener against Atlanta (9/8).
- Picked off his first career pass at Dallas (11/10).

2018 (Minnesota):

- Started one of the 16 games he played, contributing on special teams and as the club's nickel cornerback.
- Led the team with a career-high 18 special teams tackles while contributing 20 tackles, three for loss, a half sack, two hurries and two breakups on defense.
- Broke up his first career pass in the game at the LA Rams (9/27).
- Had back-to-back season-highs with four tackles - at the N.Y. Jets (10/21) and against New Orleans (10/28), adding his half sack in the Jets game.

2017 (Minnesota):

- Saw a majority of time on special teams in his second season, playing in 15 games and posting 14 special teams tackles along with three tackles and a tackle for loss on defense.
- Also played in two playoff games adding a special teams tackle.
- Notched his first career tackle for loss against Cincinnati (12/17).

2016 (Minnesota):

- Played in all 16 games with one start, posting seven tackles on defense with six stops and a fumble recovery on special teams.
- Made his NFL debut in the opener at Tennessee (9/11), then logged his first career defensive stats at Philadelphia (10/23), adding six tackles.
- Earned his first career start, finishing with one tackle at Chicago (10/31).
- Had his fumble recovery on special teams in the finale against Chicago (1/1/17).

COLLEGE:

- A two-year starting safety at Clemson, playing in 40 games with 29 starts, earning first-team All-American honors as a junior, totaling 87 tackles - 6.5 for losses - one interception and eight pass breakups.
- As a sophomore, notched 65 tackles, five for losses, 3.0 sacks, two interceptions and seven passes defended.
- Totaled 55 tackles, half a tackle for loss and a team-high (career-best) four picks in 2013 as a freshman.

PERSONAL:

- As a senior at South Fort Meyers, Fla., High School, helped his team to an 11-2 record, rushing for 528 yards and five touchdowns, averaging 18.9 yards-per-catch with five touchdowns and posting 87 tackles, 3.0 sacks and an interception from his safety position.
- His uncle, Jevon Kearse, played 11 NFL seasons, and his cousin, Phillip Buchanon, played 10.
- Has two daughters, Jariah and Jett, and a son, Jayron.
- Majored in communications at Clemson.

COMMUNITY:

- 2022 Dallas Cowboys Draft Day/Fan Appreciation Party.
- Annual Team Holiday Hospital Visits.

KEARSE'S NFL TOTALS

Year Team	GP-GS	DEFENSE										INTERCEPTIONS				FUMBLES REC			
		ST	AT	TT	Sks-Yds	Tkl/Ls	QB Prs	PBU	FF	No	Yds	Avg	Lg	TD	No	Yds	Avg	Lg	TD
2016 Minnesota	16-1	1	6	7	0.0(0)	0(0)	0	0	0	0	0	0	0	0	1	0	0.0	0	0
2017 Minnesota	15-0	2	1	3	0.0(0)	1(-2)	0	0	0	0	0	0	0	0	0	0	0.0	0	0
2018 Minnesota	16-1	18	2	20	0.5(-4)	1(-2)	2	2	0	0	0	0	0	0	0	0	0.0	0	0
2019 Minnesota	15-3	19	8	27	0.0(0)	0(0)	1	6	0	1	0	0	0	0	0	0	0.0	0	0
2020 Detroit	11-7	38	18	56	0.0(0)	0(0)	1	2	1	0	0	0	0	0	0	0	0.0	0	0
Baltimore	0-0	PRACTICE SQUAD										PRACTICE SQUAD				PRACTICE SQUAD			
2021 Dallas	16-15	62	30	92	1.0(-2)	7(-16)	10	10	0	2	34	17.0	34	0	1	1	1.0	1	0
Totals	89-27	139	61	200	1.5(-6)	9(-20)	14	20	1	3	34	11.3	34	0	2	1	0.5	1	0
Playoffs																			
2017 Minnesota	2-0	0	0	0	0.0(0)	0(0)	0	0	0	0	0	0.0	0	0	0	0	0.0	0	0
2019 Minnesota	1-0	0	0	0	0.0(0)	0(0)	0	0	0	0	0	0.0	0	0	0	0	0.0	0	0
2020 Baltimore	0-0	PRACTICE SQUAD										PRACTICE SQUAD				PRACTICE SQUAD			
2021 Dallas	1-1	5	5	10	0.0(0)	0(0)	0	1	0	0	0	0.0	0	0	0	0	0.0	0	0
Totals	4-1	5	5	10	0.0(0)	0(0)	0	1	0	0	0	0.0	0	0	0	0	0.0	0	0

ADDITIONAL STATISTICS

Special Teams Tackles – 2016 (6) 2017 (14), 2018 (18), 2019 (1), 2020 (3). **Totals: 42.**

Playoffs – 2017 (1), 2019 (1). **Totals: 2.**

SINGLE-GAME HIGHS

Total Tackles – 9, three times, last vs. Denver, (11/7/21)

Solo Tackles – 7 vs. Washington, 11/15/20

Pass Breakups – 2, twice, last vs. Las Vegas, 11/25/21

CEEDEE LAMB

88 • Wide Receiver

6-2 • 197 • 4/8/99

Oklahoma • D1-'20 (17th overall)

NFL: 3rd Year • Cowboys: 3rd Year

Games/Starts: 2021-16/13 Career-32/27

Postseason: 2021-1/1; Career-1/1

DALLAS DALLAS DALLAS
COWBOYS



PRO: The Dallas Cowboys saw fortune fall their way in the first round of the 2020 NFL Draft when, at pick 17, Ceedee Lamb was available. Highly regarded as one of the top wide receivers in the draft, Lamb's addition to the Dallas offense gives the club one of the most dangerous offenses in the NFL. Leaving Oklahoma as a junior, Lamb strung together one of the most impressive collegiate careers, totaling 173 catches for 3,292 yards and 32 touchdowns. In his first year in Dallas, Lamb put his abilities on display and etched his spot in Dallas Cowboys record books, catching a team rookie record 74 passes for 935 yards (second) and five touchdowns (tied for fourth). He was second among league rookies in catches and receiving yards and became the first player in NFL history to start a rookie season with six consecutive games of five-or-more catches. His 1,017 scrimmage yards allowed him to become the seventh rookie in Cowboys history to top 1,000 scrimmage yards.



He was also one-of-29 rookies in NFL history - one-of-13 since the merger - to score a touchdown via rushing, receiving and kickoff return in his first NFL season. Lamb also served as the team's primary punt returner, fielding 33 punts, returning 24 for 172 yards (7.2 avg.). Lamb made a vast improvement for his second season as he led the team with 79 catches and 1,102 yards while tying for second with six touchdowns and earned his first trip to the Pro Bowl. With the departure of Amari Cooper, Lamb will be tabbed as Dallas' top receiver and will look for another big season in his third year.

TRANSACTION SUMMARY:

4/23/20: Drafted in the first round (17th overall) by Dallas.

2021:

- Started 13 of the 16 games he played, missing one with a concussion and led the team in receptions (79) and yards (1,102) while tying for second with six touchdowns. Also added 14 punt returns for 139 yards (9.9).
- Named to the Pro Bowl in place of Cooper Kupp, who played in the Super Bowl.
- Caught seven passes for 104 yards and a touchdown in the opener at Tampa Bay (9/9), passing 1,000 career yards in his 17th game played - the second-fastest Cowboy to the mark (Bob Hayes, 13 games).
- Tied his then career-high with eight receptions for 81 yards at the LA Chargers (9/19).
- Named the offensive captain for the win over the N.Y. Giants (10/10), leading the team with 84 yards on four catches with a 49-yard touchdown.
- Had team and career-highs in catches (nine) and yards (149) with his second career multi-touchdown game in the win at New England (10/17). Caught the game-winning 35-yard scoring pass in overtime.
- Had six catches for 112 yards - both second on the team - at Minnesota (10/31), teaming with Cooper (122) to give Dallas a pair of receivers topping 100 yards in Cooper Rush's first career start at quarterback.
- Had two touchdowns and 94 yards on six catches while rushing once for 12 yards and returning two punts for 25 against Atlanta (11/14).
- Caught three passes for 14 yards before leaving the game at Kansas City (11/21) with a concussion and missed the Thanksgiving Day game against Las Vegas (11/25) due to the concussion.
- Returned at New Orleans (12/2) and led the team with seven catches for 89 yards and added a career-long 33-yard run.
- With five catches at Washington (12/12) registered the most catches in the first two seasons of a career in team history (138).
- Became only the second Cowboys wide receiver (Bob Hayes) to record 2,000 scrimmage yards in his first two seasons, catching six passes for 50 yards at the N.Y. Giants (12/19).
- Logged his first career 1,000-yard season after catching four passes for 66 yards against Washington (12/26). Also had a season-long 21-yard punt return.
- In his playoff debut, caught one pass for 21 yards and returned one punt for five with two fair catches against San Francisco (1/16/22) in the Wild Card game.

2020:

- Started 14 of the 16 games he played and was second on the team with 74 catches (club rookie record) and 935 yards (second among club rookies all-time) and tied for first with five receiving touchdowns.
- Added 10 runs for 82 yards and a touchdown, 24 punt returns for 172 yards and a 47-yard kickoff return touchdown.
- Is the seventh rookie in Cowboys history to top 1,000 scrimmage yards (1,017) and one-of-29 rookies in NFL history - one-of-13 since the merger - to score a touchdown via rushing, receiving and kickoff return.
- Became the first Cowboys rookie to start an opener since Terrance Williams in 2013 and caught five passes for 59 yards at the LA Rams (9/13).
- Posted his first career 100-yard outing, finishing against Atlanta (9/20) with 106 yards on six catches.
- Became the sixth player in NFL history to start a career with five catches in each of his first four games, catching five for 79 yards with his first two career touchdowns against Cleveland (10/4). Became the seventh Cowboys rookie with multiple receiving touchdowns - the first since Dez Bryant in 2010.
- Led the team with eight catches and 124 yards - his second 100-yard game - against the N.Y. Giants (10/11).
- Selected as a team captain at Washington (10/25) but was held without a catch. Had a streak of six consecutive games with at least five catches come to an end, but established an NFL rookie record by starting his career with six straight games with five-or-more receptions.
- Established a team rookie record for receptions in a season, surpassing Hayes (46 in 1965) after catching four passes for 34 yards with a touchdown at Minnesota (11/22). Also had a season-high 48 punt return yards on three returns.
- Passed Michael Irvin (654) for fifth among Cowboys rookies in receiving yards at Baltimore (12/8), then moved into third at Cincinnati (12/13).
- In the game against San Francisco (12/20), caught five passes for 85 yards while becoming the eighth Cowboys rookie to return a kickoff for a touchdown on his first career kickoff return. His return came on an onside kick attempt, marking the first Dallas touchdown return on an onside kick attempt since Randall Williams (10/12/03).
- Had a season-long 52-yard catch for a touchdown against Philadelphia (12/27). Also had a rushing score to become the 11th Dallas receiver to catch a touchdown and run for one in a game, first since Terry Glenn (12/11/05).

COLLEGE:

- Consensus All-American (earned first-team honors from Associated Press, *Sporting News* and Walter Camp Foundation), unanimous first-team All-Big 12 selection by league's coaches and media and a Biletnikoff Award and Earl Campbell Tyler Rose Award finalist as a junior.
- Started all 13 of his games as a junior, missing one due to injury, and tied for fifth nationally (led Big 12) with 14 touchdowns on 62 catches with 1,327 yards - a 21.4 yard-per-reception average that ranked third in the country, tops in Oklahoma history.
- Second-team All-Big 12 selection by the Associated Press as a sophomore, playing in all 14 games with 13 starts while recording 65 receptions for 1,158 yards and a team-high 11 touchdown catches.
- Additionally, ranked second in the Big 12 and eighth nationally by averaging 12.8 yards-per-punt return.
- Named All-Big 12 honorable mention by league's coaches and selected as a freshman ESPN All-American, playing in all 14 games (13 starts) as a true freshman, catching 46 passes for 807 yards and seven touchdowns.
- Ranked third nationally among freshmen by averaging 17.5 yards-per-catch, and his 807 receiving yards set a school freshman record while his seven touchdown receptions tied the Oklahoma freshman record.

PERSONAL:

- A four-star recruit according to 247Sports, ESPN, Rivals and Scout out of Foster High School in Richmond, Texas, caught 98 passes for 2,032 yards (fourth in state history) and 33 touchdowns (tied for second) as a senior.
- Named a second-team All-American by MaxPreps, the *Houston Chronicle's* All-Greater Houston Football Offensive Player of the Year and first-team all-state for his efforts.
- Majored in communications at Oklahoma.

COMMUNITY:

- 2020 Rookie Club Salute to Service Week.
- 2022 Home Run Derby Competition benefiting the Salvation Army.
- Annual Team Holiday Hospital Visits.

LAMB'S COWBOYS TOTALS

Year Team	GP-GS	RECEIVING					RUSHING				
		No	Yds	Avg	Long	TD	No	Yds	Avg	Long	TD
2020 Dallas.....	16-14	74	935	12.6	52t	5	10	82	8.2	19t	1
2021 Dallas.....	16-13	79	1,102	13.9	49t	6	9	76	8.4	33	0
Totals.....	32-27	153	2,037	13.3	52t	11	19	158	8.3	33	1
Playoffs											
2021 Dallas.....	1-1	1	21	21.0	11	0	1	5	5.0	5	0
KICKOFF RETURNS											
Year Team	No	Yds	Avg	Long	TD	PUNT RETURNS					
2020 Dallas.....	1	47	47.0	47t	1	No	Yds	Avg	FC	Long	TD
2021 Dallas.....	0	0	0.0	0	0	24	172	7.2	9	27	0
Totals.....	1	47	47.0	47t	1	14	139	9.9	9	21	0
Playoffs											
2021 Dallas.....	0	0	0.0	0	0	1	5	2.5	2	5	0

ADDITIONAL STATISTICS

Passing – 2020 (0 for 0, 1.0 sack).

SINGLE-GAME HIGHS

Receptions – 9 at New England, 10/17/21
 Receiving Yards – 149 at New England, 10/17/21
 Long Reception – 52t vs. Philadelphia, 12/27/20
 Touchdowns – 2, three times, last vs. Atlanta, 11/14/21

LAMB'S 100-YARD RECEIVING GAMES
(5 total)

149 at New England, 10/17/21 (9 rec.)	106 vs. Atlanta, 9/20/20 (6 rec.)
124 vs. N.Y. Giants, 10/11/20 (8 rec.)	104 at Tampa Bay, 9/9/21 (7 rec.)
112 at Minnesota, 10/31/21 (6 rec.)	

LAMB'S CAREER GAME-BY-GAME RECEIVING

Game	2020 (Dallas)					Game	2021 (Dallas)					
	No	Yds	Avg	Long	TD		No	Yds	Avg	Long	TD	
L-@ LAR 9/13.....	5	59	11.8	33	0	L-@ TB 9/9.....	7	104	14.9	31	1	
W-Atl 9/20.....	6	106	17.7	37	0	W-@ LAC 9/19.....	8	81	10.1	34	0	
L-@ Sea 9/27.....	5	65	13.0	28	0	W-Phi 9/27.....	3	66	22.0	44	0	
L-Cle 10/4.....	5	79	15.8	43t	2	W-Car 10/3.....	2	13	635	7	0	
W-NYG 10/11.....	8	124	15.5	26	0	W-NYG 10/10.....	4	84	21.0	49t	1	
L-Ari 10/19.....	7	64	9.1	27	0	W-@ NE 10/17.....	9	149	16.6	35t	2	
L-@ Was 10/25.....						W-@ Min 10/31.....	6	112	18.7	35	0	
L-@ Phi 11/1.....	4	27	6.8	12	0	L-Den 11/7.....	2	23	11.5	18	0	
L-Pit 11/8.....	4	71	17.8	32	1	W-Atl 11/14.....	6	94	15.7	37	2	
W-@ Min 11/22.....	4	34	8.5	21	1	L-@ KC 11/21.....	3	14	4.7	49	0	
L-Was 11/26.....	5	21	4.2	8	0	L-LV 11/25.....	INACTIVE/INJURED-Concussion					
L-@ Bal 12/3.....	6	46	7.7	14	0	W-@ NO 12/2.....	7	89	12.7	25	0	
W-@ Cin 12/13.....	2	46	23.0	32	0	W-@ Was 12/12..	7	61	8.7	18	0	
W-SF 12/20.....	5	85	17.0	45	0	W-@ NYG 12/19..	6	50	8.3	16	0	
W-Phi 12/27.....	3	65	21.7	52t	1	W-Was 12/26.....	4	66	16.5	25	0	
L-@ NYG 1/3/21..	5	43	8.6	21	0	L-Ari 1/2/22.....	3	51	17.0	26	0	
Totals.....	74	935	12.6	52t	5	W-@ Phi 1/8/22 ..	2	45	22.5	31	0	
Playoffs							Totals.....	79	1,102	13.9	49t	6
						L-SF 1/16/22.....	1	21	21.0	11	0	

DEMARCUS LAWRENCE

90 • Defensive End

6-3 • 255 • 4/28/92

Boise State • D2-'14 (34th overall)

NFL: 9th Year • Cowboys: 9th Year

Games/Starts: 2021-7/7; Career-103/85

Postseason: 2021-1/1; Career-6/3

DALLAS DALLAS DALLAS
COWBOYS



PRO: With an immediate need for an impact player at right defensive end, the Dallas Cowboys packaged their original second (47th overall) and third round (78th overall) draft choices and moved up in the second round of the 2014 NFL Draft in a trade with Washington to select DeMarcus Lawrence with the 34th overall pick. He was given the opportunity to compete for a starting spot during his first training camp, but a broken foot suffered in practice landed him on the Reserve/Injured-Returnable list, forcing him to miss the first eight games of the season. He played in seven regular season games, missing one with an injured chest, and both playoff games, tallying 11 tackles, one for a loss and six pressures. He had 2.0 sacks, two fumble recoveries and a forced fumble in the postseason. In 2015 Lawrence earned the starting nod at end and finished with 13 starts in 16 games played, leading the team with 8.0 sacks. He was suspended for the first four games of the 2016 season, then limited with a back injury as the season came to an end, playing nine games with three starts. Lawrence was named to his first career Pro Bowl in 2017 after tying for second in the NFL with a career-best 14.5 sacks and team-leading 52 pressures - the most by a Cowboys defender in a single-season since Charles Haley had 52 in 1994. He earned his second consecutive Pro Bowl selection following the 2018 season after pacing the team with 10.5 sacks, 12 tackles for loss and 39 hurries. Leading up to training camp in 2019, Lawrence signed a five-year contract to keep him in Dallas for years to come. He then finished the 2019 season starting all 16 games - second consecutive, third time overall - and posting 40 tackles, 5.0 sacks (second on the team) with a team-best nine tackles for loss and 36 pressures (second). In 2020 Lawrence led the team in sacks (6.5), tackles for loss (eight), pressures (37) and forced fumbles (four, tied for the most in his career) while finishing eighth with 52 tackles (second in his career). The 2021 season saw Lawrence miss 10 games, breaking his foot during a practice leading up to Week 2. He spent the next 10 weeks on Reserve/Injured, then returned for the final six games of the season. In the beginning of 2022 free agency, Lawrence signed a one-year extension, keeping him in Dallas through 2024.

TRANSACTION SUMMARY:

- 3/14/22:** Signed a one-year extension through 2024.
- 9/16/21:** Placed on Reserve/Injured with a foot injury, designated for return (11/24) and activated (12/2).
- 4/9/19:** Signed a five-year contract extension through 2023.
- 3/8/18:** Signed a one-year contract with a franchise player tag.
- 9/2/14:** Placed on Reserve/Injured-Returnable with a foot injury and activated (11/1).
- 5/9/14:** Drafted in the second round (34th overall) by Dallas.

2021:

- Started all seven games he played, limited by a broken foot through most of the first half of the season, and tallied 18 tackles, 3.0 sacks, 16 hurries, five pass breakups, two forced fumbles and an interception he returned 40 yards for a touchdown.
- Opened the season at Tampa Bay (9/9) with six tackles, two pressures and a forced fumble but broke his foot the next week in practice and underwent surgery, landing him on Reserve/Injured.
- Returned to practice Nov. 24, activated Dec. 2 and started the Thursday night win at New Orleans (12/2), finishing with three tackles, four hurries and two breakups.
- Played in his 100th career game, named the defensive captain and tallied four tackles, one for a loss, two hurries, a pass breakup and a forced fumble - the 16th of his career (third in team history) - at the N.Y. Giants (12/19).
- Picked off his second career pass, returning the theft 40 yards for his first career touchdown against Washington (12/26). Also added a sack, two hurries and a breakup.
- In the Wild Card game against San Francisco (1/16/22), posted two tackles, two for loss and three hurries.

2020:

- Started 15 games and led the team in sacks (6.5), tackles for loss (eight), pressures (37) and forced fumbles (four, tied for the most in his career) while finishing eighth with 52 tackles (second in his career).
- Selected as a team captain for Week 2 against Atlanta (9/20), finishing with a season-high tying five tackles.
- Against the N.Y. Giants (10/11) notched three tackles, six pressures (season-high) and his first sack of the season, on which he forced a fumble that was recovered by Anthony Brown and returned 29 yards for a touchdown.
- Tallied four tackles, a sack, a tackle for a loss, two hurries and a fumble at Philadelphia (11/1).
- In the game at Baltimore (12/8), made his 75th career start and tallied three tackles and a hurry.

2019:

- Signed a five-year contract extension in April, making him the highest paid defender in Cowboys history.
- Selected as a team captain and started all 16 games for the third time in his career - second consecutive - and notched 40 tackles, 5.0 sacks (second on the team), nine tackles for loss (first), 36 pressures (second), three breakups, two fumble recoveries and two forced fumbles.
- Recovered fumbles in the opener against the N.Y. Giants (9/8) and against Miami (9/22).
- Had his first full sack of the season in the Dolphins game, then had a season-best six tackles with two hurries against Minnesota (11/10).

2018:

- Selected to his second straight Pro Bowl, starting 15-of-16 games played and leading the team in sacks (10.5), tackles for loss (12) and hurries (39) while adding 47 tackles (seventh on the team), one interception, two forced fumbles and one fumble recovery.
- Logged consecutive double-digit sack totals for the first time in his career and the first Cowboy since DeMarcus Ware logged five straight (2007-11).

- Opened the season with sacks in each of the first two games, playing in his 50th career game in Week 2 against the N.Y. Giants (9/16).
- Tied his career-high with 3.0 sacks against Detroit (9/30) for ninth on the Cowboys all-time sack list (29.0).
- Had a career-best five tackles for loss to go with three tackles and a pressure at Washington (10/21).
- Added four tackles and a sack/forced fumble against Tennessee (11/5).
- Reached 10.0 sacks on the season with a sack/fumble in the finale at the N.Y. Giants (12/30).

2017:

- Named to his first career Pro Bowl after tying for second in the NFL with a career-best 14.5 sacks and team-leading 52 pressures - the most by a Cowboys defender in a single season since Haley had 52 in 1994.
- Named NFC Defensive Player of the Month (September) with a league-best 6.5 sacks in the first three games.
- In the opener against the N.Y. Giants (9/10), had his second career multi-sack game (1.5), with two tackles, one for a loss and a breakup.
- Had his third career - second consecutive - multi-sack game, finishing with 2.0 at Denver (9/17) along with five tackles, four hurries and a forced fumble that was recovered by Malek Collins and led to a Dallas touchdown.
- Was named NFC Defensive Player of the Week after his career-best 3.0-sack performance at Arizona (9/25). Became just the third NFL player (Mark Gastineau, 1984, and Kevin Greene, 1998) to have three multi-sack games in each of the first three games of a season. Added a career-best seven pressures.
- Logged a sack in his fourth consecutive game along with four tackles, one for a loss, two hurries and a forced fumble against the LA Rams (10/1), then added a sack (fifth straight game), a tackle for loss, one pressure and one tackle against Green Bay (10/8).
- Extended his sack streak to six games, becoming the ninth NFL defender (10th time overall) to record a sack in each of the first six games of the season, with one at San Francisco (10/22). Forced and recovered a fumble on the sack to go with three tackles and a pressure.
- Added a sack in his seventh straight game - second Cowboy, seventh in league history - with a sack in each of the first seven games of a season with one at Washington (10/29).
- Notched his fifth career multi-sack game with 2.0, along with a forced fumble, two tackles, one for a loss and five pressures against Washington (11/30).
- Added five pressures and five tackles in the win at the N.Y. Giants (12/10), then had a sack - giving him 14.5 for the season, fourth-highest in team history - against Seattle (12/24).

2016:

- Played in nine games (three starts), missing the first four due to a league-mandated suspension, and the final three with a back injury - finishing with eight tackles, one sack, a forced fumble and 13 hurries.
- Served a four-game suspension to start the year and returned for the win against Cincinnati (10/9).
- Had three tackles, a sack, two stops for losses, a pressure and a forced fumble in the win at Pittsburgh (11/13).
- Had his first start of the year in the win over Baltimore (11/20) with one hurry.
- Logged a team-best five hurries in the Thursday night win at Minnesota (12/1).
- Missed the final three games of the regular season (back) but returned for the Divisional Playoff Game against Green Bay (1/15/17) and had three tackles, one for a loss and two pressures as a reserve.

2015:

- Played in all 16 games with 13 starts and led the team with 8.0 sacks, was second with 31 pressures, third with eight tackles for losses and eighth with 56 tackles.
- Made his first career start and had a pair of tackles with a hurry in the opening win over the N.Y. Giants (9/13).
- Posted four tackles, three pressures and his first career regular season sack at New Orleans (10/4).
- Logged his first career multi-sack game with 2.0 at Washington (12/7). The first was on the first play of the game, and his second was on the third play on which he also forced his first career fumble. Added two more tackles, one stop for loss and a hurry before the day ended.
- Had five tackles, a sack and two hurries at Green Bay (12/13), then added his third straight game with a sack, posting one, with four tackles, four stops for losses and a hurry against the N.Y. Jets (12/19).
- Had a sack in his fourth straight game along with five tackles and two hurries at Buffalo (12/27).
- Tied his season-high with six tackles along with two pressures in the season-ending loss to Washington (1/3/16).

2014:

- Landed on Reserve/Injured-Returnable as the season opened after breaking his foot in a training camp practice.
- Played in seven regular season games, posting 11 tackles, one for a loss, and six pressures.
- Played in both playoff games, finishing with one stop, 2.0 sacks, two fumble recoveries, a hurry and a forced fumble.
- Made his NFL debut against Arizona (11/2) and posted three tackles and a pressure.
- Had three tackles and a season-best three hurries in the season-ending win at Washington (12/28).
- In the Wild Card Playoff Game against Detroit (1/4/15), had the game-sealing play on a sack/fumble that he also recovered. Finished with one tackle, the sack and forced fumble, one pressure and two fumble recoveries.
- Posted a sack in the Divisional Playoff Game at Green Bay (1/11/15).

COLLEGE:

- First-team All-Mountain West and was named Boise State's Most Valuable Defensive Player, ranking third on the team with 72 tackles and forced three fumbles after starting each of his 12 games played as a junior.
- As a sophomore, started each of his 11 games played during his debut season with the Broncos and was named the team's Most Outstanding Defensive Lineman after transferring from Butler Community College.
- Named first-team All-Mountain West after recording team highs with 13 tackles for loss and 9.5 sacks, while also leading all Bronco defensive linemen with 48 tackles.
- Earned second-team NJCAA All-America honors and was named first-team All-Jayhawk Conference, finishing with 69 tackles and team highs with 21 tackles for loss and 12.0 sacks at Butler Community College.
- Redshirted as a true freshman.

PERSONAL:

- Attended Silver Bluff High School in Aiken, S.C.
- Was a North-South All-Star selection his senior year in high school after playing tight end, offensive tackle and defensive end for the Bulldogs.
- Recorded 97 tackles and 3.0 sacks from the defensive tackle position during as a senior.
- Has three children, and he and his wife, Sasha, were married in the spring of 2019.
- Majored in communication at Boise State.

COMMUNITY:

- 2014 Rookie Club presented by UnitedHealthcare.
- 2014 NFL PLAY 60 FITNESSGRAM® school visit.

- 2014 Home Run Derby Competition benefiting the Salvation Army.
- 2014-19 Dallas Cowboys U High School Camp.
- 2014 NFL Play 60 clinic, London, England.
- 2014 Fan Appreciation Pep Rally, London, England.
- 2015-16, 2020 Served an early Thanksgiving Meal at The Salvation Army.
- 2017 Dallas Cowboys Draft Day/Fan Appreciation Party.
- 2017 The Salvation Army Disaster Relief Telethon for Hurricane Harvey.
- 2017-18 Bike Donation to Elementary School kids presented by Academy Sports.
- 2018-19, 21 NFL My Cause My Cleats campaign.
- 2019 Hosted youth football camp in Aiken, S.C.
- 2020 Cowboys Draft Live virtual draft party.
- 2020 COVID-19 relief.
- 2021 Draft-A-Thon.
- Annual Team Holiday Hospital Visits.
- Kick Off Luncheon and Dallas Cowboys Family Cookbook benefiting Happy Hill Farm.
- Make-A-Wish Foundation of North Texas.
- Salvation Army Angel Tree Christmas Program.

LAWRENCE'S COWBOYS TOTALS

Year Team	GP-GS	DEFENSE										INTERCEPTIONS					FUMBLES REC			
		ST	AT	TT	Sks-Yds	Tkl/Ls	QB Prs	PBU	FF	No	Yds	Avg	Lg	TD	No	Yds	Avg	Lg	TD	
2014 Dallas.....	7-0	6	5	- 11	0.0(0)	1(-4)	6	0	0	0	0	0.0	0	0	0	0.0	0	0	0	
2015 Dallas.....	16-13	28	28	- 56	8.0(-71)	8(-16)	31	0	1	0	0	0.0	0	0	0.0	0	0	0	0	
2016 Dallas.....	9-3	5	3	- 8	1.0(-8)	3(-15)	13	0	1	0	0	0.0	0	0	0.0	0	0	0	0	
2017 Dallas.....	16-16	24	19	- 43	14.5(-160)	6(-11)	52	1	4	0	0	0.0	0	0	0.0	0	2	0	0	
2018 Dallas.....	16-15	26	21	- 47	10.5(-74)	12(-21)	39	2	2	1	13	13.0	13	0	1	5	5.0	5	0	
2019 Dallas.....	16-16	25	15	- 40	5.0(-24)	9(-26)	36	3	2	0	0	0.0	0	0	0.0	0	2	0	0	
2020 Dallas.....	16-15	30	22	- 52	6.5(-42)	8(-21)	37	2	4	0	0	0.0	0	0	0.0	0	1	0	0	
2021 Dallas.....	7-7	14	4	- 18	3.0(-24)	2(-4)	16	5	2	1	40	40.0	40t	1	0	0	0.0	0	0	
Totals.....	103-85	158	117	- 275	48.5(-403)	49(-118)	230	13	16	2	53	26.5	40t	1	6	5	0.8	5	0	
Playoffs																				
2014 Dallas.....	2-0	1	0	- 1	2.0(-21)	0(0)	1	0	1	0	0	0.0	0	0	0.0	0	2	0	0.0	0
2016 Dallas.....	1-0	1	2	- 3	0.0(0)	1(-5)	2	0	0	0	0	0.0	0	0	0.0	0	0	0	0.0	0
2018 Dallas.....	2-2	6	2	- 8	0.0(0)	2(-5)	5	0	0	0	0	0.0	0	0	0.0	0	0	0	0.0	0
2021 Dallas.....	1-1	1	1	- 2	0.0(0)	2(-2)	3	0	0	0	0	0.0	0	0	0.0	0	0	0	0.0	0
Totals.....	6-3	9	5	- 14	2.0(-21)	5(-12)	11	0	1	0	0	0.0	0	0	2	0	0.0	0	0	

SINGLE-GAME HIGHS

Tackles – 6, five times, last at Tampa Bay, 9/9/21

Solo Tackles – 5 vs. Seattle, 11/1/15 and at Tampa Bay, 9/9/21

Sacks – 3.0 at Arizona, 9/25/17 and vs. Detroit, 9/30/18

Tackles for Loss – 5 at Washington, 10/21/18

QB Pressures – 7 at Arizona, 9/25/17

LAWRENCE'S SACKS BY QUARTERBACK

(50.5 total, 48.5 regular; 2.0 post)

Kirk Cousins.....5.5	Jameis Winston.....2.0	Marcus Mariota.....1.0	Josh Allen.....0.5
Eli Manning.....4.0	Carson Wentz.....2.0	Gardner Minshew.....1.0	Colt McCoy.....0.5
Daniel Jones.....3.0	Russell Wilson.....1.5	Nick Mullens.....1.0	
Carson Palmer.....3.0	Kyle Allen.....1.0	Cam Newton.....1.0	Playoffs (2.0)
Matthew Stafford.....3.0	Teddy Bridgewater.....1.0	Ben Roethlisberger.....1.0	Aaron Rodgers.....1.0
Matt Ryan.....2.5	C.J. Beathard.....1.0	Josh Rosen.....1.0	Matthew Stafford.....1.0
Taylor Heinicke.....2.0	Drew Brees.....1.0	Alex Smith.....1.0	
Aaron Rodgers.....2.0	Ryan Fitzpatrick.....1.0	Ryan Tannehill.....1.0	
Trevor Siemian.....2.0	Jared Goff.....1.0	Tyrod Taylor.....1.0	

LAWRENCE'S CAREER GAME-BY-GAME
DEFENSE

2014 (Dallas)

Game	ST	AT	TT	Yds	Sks	Tkl/ Ls	QB	Prs	PBU
L-SF 9/7	RESERVE/INJURED-Returnable (Foot)								
W-@ Ten 9/14	RESERVE/INJURED-Returnable (Foot)								
W-@ Stl 9/21	RESERVE/INJURED-Returnable (Foot)								
W-NO 9/28	RESERVE/INJURED-Returnable (Foot)								
W-Hou 10/5	RESERVE/INJURED-Returnable (Foot)								
W-@ Sea 10/12	RESERVE/INJURED-Returnable (Foot)								
W-NYG 10/19	RESERVE/INJURED-Returnable (Foot)								
L-Was 10/27	RESERVE/INJURED-Returnable (Foot)								
L-Ari 11/2	2	1	3						1
W-@ Jac 11/9 (Lon.)	0	1	1						1
W-@ NYG 11/23	1	0	1			1(-4)			
L-Phi 11/27	1	0	1						
W-@ Chi 12/4	INACTIVE/INJURED-Chest								
W-@ Phi 12/14									
W-Ind 12/21	1	1	2						3
W-@ Was 12/28	1	2	3						3
Totals	6	5	11			1(-4)			6

Playoffs

W-Det 1/4/15	1	0	1	1.0(-11)					1
L-@ GB 1/11/15	1.0(-10)								
Totals	1	0	1	2.0(-21)					1

2015 (Dallas)

Game	ST	AT	TT	Yds	Sks	Tkl/ Ls	QB	Prs	PBU
W- NYG 9/13	0	2	2						1
W-@ Phi 9/20	3	2	5			1(-6)			2
L-Ari 9/27	1	1	2						1
L-@ NO 10/4	2	2	4	1.0(-9)					3
L-NE 10/11	0	1	1						3
L-@ NYG 10/25	1	3	4						3
L-Sea 11/1	5	0	5			2(-4)			3
L-Phi 11/8	3	3	6						2
L-@ TB 11/15	2	0	2	1.0(-14)					3
W-@ Mia 11/22	1	0	1	1.0(-22)					2
L-Car 11/26	1	1	2						2
W-@ Was 12/7	2	0	2	2.0(-15)		1(-2)			1
L-@ GB 12/13	3	2	5	1.0(-6)					2
L-NYJ 12/19	1	3	4	1.0(0)		4(-4)			1
L-@ Buf 12/27	1	4	5	1.0(-5)					2
L-Was 1/3/16	2	4	6						2
Totals	28	28	56	8.0(-71)		8(-16)			31

2016 (Dallas)

Game	ST	AT	TT	Yds	Sks	Tkl/ Ls	QB	Prs	PBU
L-NYG 9/11	RESERVE/SUSPENDED								
W-@ Was 9/18	RESERVE/SUSPENDED								
W-Chi 9/25	RESERVE/SUSPENDED								
W-@ SF 10/2	RESERVE/SUSPENDED								
W-Cin 10/9									
W-@ GB 10/16									
W-Phi 10/30									
W-@ Cle 11/6	1	1	2			1(-2)			1
W-@ Pit 11/13	2	1	3	1.0(-8)		2(-13)			1
W-Bal 11/20									
W-Was 11/24	2	1	3						2
W-@ Min 12/1									
L-@ NYG 12/11									
W-TB 12/18	INACTIVE/INJURED-Back								
W-Det 12/26	INACTIVE/INJURED-Back								
L-@ Phi 1/1/17	INACTIVE/INJURED-Back								
Totals	5	3	8	1.0(-8)		3(-15)			13

Playoffs

L-GB 1/15/17	1	2	3			1(-5)			2
--------------	---	---	---	--	--	-------	--	--	---

2017 (Dallas)

Game	ST	AT	TT	Yds	Sks	Tkl/ Ls	QB	Prs	PBU
W-NYG 9/10	1	1	2	1.5(-10)		1(-1)			2
L-@ Den 9/17	3	2	5	2.0(-29)					4
W-@ Ari 9/25	2	0	2	3.0(-24)					7
L-LAR 10/1	2	2	4	1.0(-11)		1(-4)			2
L-GB 10/8	0	1	1	1.0(-16)		1(-1)			1
W-@ SF 10/22	1	2	3	1.0(-14)					1
W-@ Was 10/29	1.0(-11)								
W-KC 11/5	1	1	2						3
L-@ Atl 11/12	3	2	5	1.0(-11)					3
L-Phi 11/19	2	1	3			1(-2)			2
L-LAC 11/23	1	3	4			1(-1)			1
W-WAS 11/30	2	0	2	2.0(-12)		1(-2)			5
W-@ NYG 12/10	4	1	5						5
W-@ Oak 12/17	1	2	3						6
L-SEA 12/24	1	0	1	1.0(-22)					2
W-@ Phi 12/31	0	1	1						5
Totals	24	19	43	14.5(-160)		6(-11)			52

2018 (Dallas)

Game	ST	AT	TT	Yds	Sks	Tkl/ Ls	QB	Prs	PBU
L-@ Car 9/9	4	1	5	1.0(-7)		2(-2)			1
W-NYG 9/16	1.0(-9)								
L-@ Sea 9/23	2	3	5	0.5(-5)					3
W-Det 9/30	3	1	4	3.0(-21)		1(-1)			1
L-@ Hou 10/7	1	2	3						2
W-Jac 10/14	1	0	1						5
L-@ Was 10/21	2	1	3			5(-11)			1
L-Ten 11/5	1	3	4	1.0(-8)					1
W-@ Phi 11/11	2	0	2			1(-3)			3
W-@ Atl 11/18	1	1	2	1.5(-11)					2
W-Was 11/22	1	1	2	0.5(-2)					3
W-NO 11/29	2	2	4						2
W-Phi 12/9	2	4	6			2(-2)			3
L-@ Ind 12/16	2	0	2						4
W-TB 12/23	1	1	2	1.0(-8)					5
W-@ NYG 12/30	1	1	2	1.0(-3)					
Totals	26	21	47	10.5(-74)		12(-21)			39

Playoffs

W-Sea 1/5/19	5	1	6			2(-5)			3
L-@ LAR 1/12/19	1	1	2						2
Totals	6	2	8			2(-5)			5

2019 (Dallas)

Game	ST	AT	TT	Yds	Sks	Tkl/ Ls	QB	Prs	PBU
W-NYG 9/8	2	0	2	0.5(-2)					3
W-@ Was 9/15	0	1	1						3
W-Mia 9/22	0	2	2	1.0(-3)		1(-2)			4
L-@ NO 9/29	1	2	3	1.0(-1)					
L-GB 10/6	1	0	1						3
L-@ NYJ 10/13	2	1	3						
W-Phi 10/20	0	3	3	1.0(-7)		1(-2)			2
W-@ NYG 11/4	1	2	3	1.0(-7)		1(-2)			4
L-Min 11/10	5	1	6			2(-5)			2
W-@ Det 11/17	3	0	3			1(-6)			4
L-@ NE 11/24	1	2	3			1(-4)			2
L-Buf 11/28	3	0	3	0.5(-4)		1(-3)			1
L-@ Chi 12/5	2	0	2						1
W-LAR 12/15	0	1	1			1(-2)			3
L-@ Phi 12/22	3	0	3						3
W-Was 12/29	0	1	1						1
Totals	25	15	40	5.0(-24)		9(-26)			36

STAFF
DEMARCUS LAWRENCE
2021 SEASON RECORDS
PLAYOFF RECORDS
HISTORY
SIDELINES

LAWRENCE'S CAREER GAME-BY-GAME, cont.

Game	2020 (Dallas)			Sks Yds	TkI/ Ls	QB Prs	PBU
	ST	AT	TT				
L-@ LAR 9/13.....	1	2	3				4 1
W-Atl 9/20.....	5	0	5				
L-@ Sea 9/27.....	1	1	2				
L-Cle 10/4.....	2	0	2		1(-5)	5	
W-NYG 10/11.....	2	1	3	1.0(-10)		6	
L-Ari 10/19.....	1	4	5				
L-@ Was 10/25.....	4	1	5	1.0(-4)	1(-1)	2	
L-@ Phi 11/1.....	4	0	4	1.0(-9)	2(-7)	2	
L-Pit 11/8.....	2	1	3		1(-4)	1 1	
W-@ Min 11/22.....	1	1	2	0.5(-5)	1(-1)	2	
L-Was 11/26.....	0	3	3	1.0(-5)		3	
L-@ Bal 12/3.....	1	3	4			1	
W-@ Cin 12/13.....	1	0	1		1(-2)	1	
W-SF 12/20.....	1	2	3	1.0(-3)	1(-1)	4	
W-Phi 12/27.....	2	2	4			2	
L-@ NYG 1/3/21.....	2	1	3	1.0(-8)		2	
Totals.....	30	22	52	6.5(-42)	8(-21)	37	2

Game	2021 (Dallas)			Sks Yds	TkI/ Ls	QB Prs	PBU
	ST	AT	TT				
L-@ TB 9/9.....	5	1	6				2
W-@ LAC 9/19.....							RESERVE/INJURED-Foot
W-Phi 9/27.....							RESERVE/INJURED-Foot
W-Car 10/3.....							RESERVE/INJURED-Foot
W-NYG 10/10.....							RESERVE/INJURED-Foot
W-@ NE 10/17.....							RESERVE/INJURED-Foot
W-@ Min 10/31.....							RESERVE/INJURED-Foot
L-Den 11/7.....							RESERVE/INJURED-Foot
W-Atl 11/14.....							RESERVE/INJURED-Foot
L-@ KC 11/21.....							RESERVE/INJURED-Foot
L-LV 11/25.....							RESERVE/INJURED-Foot
W-@ NO 12/2.....	1	2	3				4 2
W-@ Was 12/12.....				1.0(-10)	1(-1)	3	
W-@ NYG 12/19.....	3	1	4		1(-3)	2	1
W-@ Was 12/26.....	1	0	1	1.0(-1)		2	1
L-Ari 1/2/22.....	1	0	1			2	
W-@ Phi 1/8/22.....	3	0	3	1.0(-13)		1	1
Totals.....	14	4	18	3.0(-24)	2(-4)	16	5
Playoffs							
L-SF 1/16/22.....	1	1	2		2(-3)	3	

JOURDAN LEWIS

2 • Cornerback

5-10 • 190 • 8/31/95

Michigan • D3- '17 (92nd overall)

NFL: 6th Year • Cowboys: 6th Year

Games/Starts: 2021-16/13; Career-77/39

Postseason: 2021-1/0; Career-3/0



PRO: The Dallas Cowboys added a talented and driven cornerback with their third round draft pick (92nd overall) in the 2017 NFL Draft when they selected Jourdan Lewis. Lewis was slowed through training camp with a hamstring injury, but he bounced back to play in 15 games with seven starts as a rookie. He finished seventh - tops among rookies - on the defense with 50 tackles, two for losses, and a team-high tying 11 breakups. Lewis saw time in the slot in 2018, playing in 15 games with one start, and notched 16 tackles, one pressure, one breakup, one interception and two fumble recoveries. He saw extended time in the slot through 2019 after the club lost Anthony Brown (triceps), and Lewis recorded 48 tackles, 4.0 sacks (the most by a Cowboys defensive back since Bill Bates had 5.0 in 1984), a team-high tying two interceptions, six pass breakups and a fumble recovery, starting five-of-16 games played. In 2020 Lewis settled in as the starting nickel corner and finished fifth on the defense with 60 tackles while tying for second with five tackles for loss while adding 2.0 sacks, giving him 6.0 for his career - second by a Cowboys cornerback behind Orlando Scandrick (11.5). Lewis signed a three-year contract with Dallas during 2021 free agency and settled in as Dallas' nickel corner starting 13 of the 16 games he played. On the year, he was sixth on the defense with 59 tackles (second in his career) while nabbing a career-best three interceptions and tying his career-high with 11 breakups.

TRANSACTION SUMMARY:

3/18/21: Signed a three-year contract through 2023.

4/28/17: Drafted in the third round (92nd overall) by Dallas.

2021:

- Started 13 of the 16 games he played, seeing his time in the slot, and was sixth on the team with 59 tackles while snatching a career-best three interceptions, tying his career-high with 11 breakups and adding 1.5 sacks and a tackle for loss.
- Started as the nickel corner in the opener at Tampa Bay (9/9) and had two tackles, an interception returned for a career-long 66 yards and a fumble recovery.
- Named the defensive captain for the game against the N.Y. Giants (10/10) and had three tackles.
- Had a season-high five tackles with one pressure in the win at Minnesota (10/31) then bettered that with six tackles to top 200 for his career, to go along with a half sack and a tackle for loss against Denver (11/7).
- Collected three tackles, a career-high tying three breakups and a pick in the win over Atlanta (11/14).
- Added six tackles and a sack on Thanksgiving Day against Las Vegas (11/25).
- Had six tackles, a breakup and forced a fumble that he recovered at Washington (12/12), then made his 75th career appearance in the game at the N.Y. Giants (12/19) and had a career-high four breakups with one interception and a tackle.
- Missed the game against Washington (12/26) on the Reserve/COVID-19 list but returned against Arizona (1/2/22) and tallied five tackles.

2020:

- Started 13 of the 15 games he played, finishing fifth on the defense with 60 tackles while tying for second with five tackles for loss and adding 2.0 sacks, two breakups and a fumble recovery.
- Inactive/Injured (ankle) for the season opener at the LA Rams (9/13), then settled in as the starting nickel corner as Brown suffered through injury (ribs) and moved to an outside starting spot.
- Notched a career-high two tackles for losses along with one stop at Seattle (9/27), then against the N.Y. Giants (10/11) played in his 50th career game and tallied seven tackles.
- At Cincinnati (12/13) registered a career-high tying eight tackles and a fumble recovery.
- Had sacks in consecutive games against San Francisco (12/20) and Philadelphia (12/27).

2019:

- Started five-of-16 games played, seeing extended time in the slot after spelling Brown (triceps). Tied for the team lead with two interceptions while posting the most sacks (4.0) by a Cowboys cornerback in franchise history - tied for second among all defensive backs - to go with 48 tackles, six breakups and a fumble recovery he returned 63 yards for his first career touchdown.
- Had his first interception of the year to go with a breakup and three tackles at the N.Y. Jets (10/13).
- Notched his first career sack in the game against Philadelphia (10/20), then made his first start of the season the next game at the N.Y. Giants (11/4) and returned a fumble 63 yards for his first career score.
- Had his first career multi-sack game (2.0) - the first by a Cowboys defensive back since Anthony Henry in 2008 - on Thanksgiving Day against Buffalo (11/28).
- Had five tackles, a breakup and his fourth sack of the season in the game against the LA Rams (12/15).

2018:

- Played in 15 games with one start and tallied 16 tackles, one pressure, one breakup, one interception and two fumble recoveries.
- Recovered a fumble in back-to-back games at Houston (10/7) and against Jacksonville (10/14).
- Preserved the win over New Orleans (11/29) with an interception on the Saints final possession.
- Started as the nickel corner in place of Brown (back) and logged a career-high tying eight tackles in the NFC East-clinching win against Tampa Bay (12/23).

2017:

- Started seven of the 15 games he played and finished seventh on the defense - tops among rookies - with 50 tackles to go with two stops for losses, a team-high tying 11 pass breakups and an interception.
- Made his NFL debut at Denver (9/17) and had his first career interception with one breakup and three tackles.
- Had his first career start as Nolan Carroll (concussion) was inactive and the team opened in nickel at Arizona (9/25) and finished with six tackles, one tackle for loss and a breakup.

COLLEGE:

- Finished his senior year as first-team All-America, first-team Big Ten and finalist for the Jim Thorpe Award, starting 10 games and recording 25 tackles, 3.5 tackles for loss, 13 pass breakups and two interceptions at Michigan.
- As a junior started all 13 games at cornerback and registered 52 tackles, 3.5 tackles for loss, a single-season school-record 22 pass breakups, two interceptions and a sack.
- Appeared in 12 games as a sophomore, making seven starts and recorded 39 tackles, two interceptions and 1.5 tackles for loss.
- Appeared in 13 games as a freshman reserve defensive back and contributed on special teams, tallying 17 tackles and two pass breakups.

PERSONAL:

- Attended Cass Technical High School in Detroit, Mich., where he helped lead his team to back-to-back Michigan Division 1 state titles as a junior and senior.
- Selected to the U.S. Army All-American game after he tallied 751 receiving yards and six scores along with 742 return yards with three touchdowns on special teams as a senior.
- He and his wife Arielle were married in September, 2020.
- Earned a degree in sociology at Michigan.

COMMUNITY:

- 2017 Rookie Club presented by Essilor USA.
- 2017-19 Dallas Cowboys U High School Camp.
- 2019 visit to Café Momentum; a restaurant giving youth a second chance after the juvenile system.
- 2019 Dirk Nowitzki Heroes Celebrity Baseball Game.
- 2019-21 NFL My Cause My Cleats campaign.
- 2022 Home Run Derby Competition benefiting the Salvation Army.
- WrestleMania 38 Special Olympics Camp.
- Annual Team Holiday Hospital Visits.
- Kickoff Luncheon and Dallas Cowboys Family Cookbook benefiting Happy Hill Farm.
- Make-A-Wish Foundation of North Texas.
- Salvation Army Angel Tree Christmas Program.

LEWIS' COWBOYS TOTALS

Year Team	GP-GS	DEFENSE							INTERCEPTIONS				FUMBLES REC						
		ST	AT	TT	Sks-Yds	Tkl/Ls	QB Prs	PBU	FF	No	Yds	Avg	Lg	TD	No	Yds	Avg	Lg	TD
2017 Dallas.....	15-7	42	8	50	0.0(0)	2(-5)	0	11	0	1	25	25.0	25	0	0	0.0	0	0	0
2018 Dallas.....	15-1	13	3	16	0.0(0)	0(0)	1	1	0	1	7	7.0	7	0	2	14	7.0	14	0
2019 Dallas.....	16-5	38	10	48	4.0(-33)	0(0)	0	6	0	2	20	10.0	20	0	1	63	63.0	63	1
2020 Dallas.....	15-13	49	11	60	2.0(-9)	5(-8)	0	2	0	0	0	0.0	0	0	1	0	0.0	0	0
2021 Dallas.....	16-13	52	7	59	1.5(-4)	1(-3)	2	11	1	3	88	29.3	66	0	2	10	10.0	10	0
Totals.....	77-39	194	39	233	7.5(-46)	8(-16)	3	31	1	7	140	20.0	66	0	6	87	14.5	63	1
Playoffs																			
2018 Dallas.....	2-0	2	0	2	0.0(0)	0(0)	0	0	0	0	0	0.0	0	0	0	0	0.0	0	0
2021 Dallas.....	1-0	1	0	1	0.0(0)	0(0)	0	0	0	0	0	0.0	0	0	0	0	0.0	0	0
Totals.....	3-0	3	0	3	0.0(0)	0(0)	0	0	0	0	0	0.0	0	0	0	0	0.0	0	0

LEWIS' COWBOYS TOTALS, cont.

ADDITIONAL STATISTICS

Special Teams Tackles – 2017 (1-0-1).
 Kickoff Returns – 2018 (2 for 38 yards).
 Rushing – 2018 (2 for 12 yards).

SINGLE-GAME HIGHS

Tackles – 8, three times, last at Cincinnati, 12/13/20
 PBUs – 4, at N.Y. Giants, 12/19/21
 Sacks – 2.0 vs. Buffalo, 11/28/19

LEWIS' CAREER GAME-BY-GAME
DEFENSE

Game	2017 (Dallas)			INTs			
	ST	AT	TT	Tk/Ls	PBU	No/Yds	Lg TD
W-NYG 9/10.....				INACTIVE			
L-@ Den 9/17.....	3	0	3			1/25	25 0
W-@ Ari 9/25.....	5	1	6	1(-4)	1		
L-LAR 10/1.....	2	0	2	1(-1)			
L-GB 10/8.....	5	3	8		3		
W-@ SF 10/22.....	4	0	4				
W-@ Was 10/29.....							
W-KC 11/5.....	2	1	3				
L-@ Atl 11/12.....					1		
L-PHI 11/19.....	2	0	2				
L-LAC 11/23.....	1	0	1		1		
W-WAS 11/30.....	3	0	3				
W-@ NYG 12/10.....	5	1	6		3		
W-@ Oak 12/17.....	5	2	7		1		
L-SEA 12/24.....	1	0	1				
W-@ Phi 12/31.....	4	0	4				
Totals.....	42	8	50	2(-5)	11	1/25	25 0

Game	2018 (Dallas)			INTs			
	ST	AT	TT	Tk/Ls	PBU	No/Yds	Lg TD
L-@ Car 9/9.....				DID NOT PLAY			
W-NYG 9/16.....				DID NOT PLAY			
L-@ Sea 9/23.....				DID NOT PLAY			
W-Det 9/30.....				DID NOT PLAY			
L-@ Hou 10/7.....	2	0	2				
W-Jac 10/14.....	3	1	4				
L-@ Was 10/21.....							
L-Ten 11/5.....							
W-@ Phi 11/11.....	0	1	1				
W-@ Atl 11/18.....							
W-Was 11/22.....							
W-NO 11/29.....	1	0	1		1	1/7	7 0
W-Phi 12/9.....							
L-@ Ind 12/16.....							
W-TB 12/23.....	7	1	8				
W-@ NYG 12/30.....							
Totals.....	13	3	16		1	1/7	7 0

Playoffs							
W-Sea 1/5/19.....							
L-@ LAR 1/12/19.....	2	0	2				
Totals.....	2	0	2				

Game	2019 (Dallas)			INTs			
	ST	AT	TT	Tk/Ls	PBU	No/Yds	Lg TD
W-NYG 9/8.....	2	2	4		1		
W-@ Was 9/15.....	1	0	1				
W-Mia 9/22.....	1	0	1				
L-@ NO 9/29.....							
L-GB 10/6.....							
L-@ NYJ 10/13.....	3	0	3		1	1/20	20 0
W-Phi 10/20.....	3	0	3				
W-@ NYG 11/4.....	3	3	6				

Game	2019 (Dallas), cont.			INTs			
	ST	AT	TT	Tk/Ls	PBU	No/Yds	Lg TD
L-Min 11/10.....	1	0	1		1		
W-@ Det 11/17.....	1	0	1				
L-@ NE 11/24.....	1	1	2				
L-Buf 11/28.....	3	1	4		1		
L-@ Chi 12/5.....	3	3	6		1	1/0	0 0
W-LAR 12/15.....	6	0	6		1		
L-@ Phi 12/22.....	5	0	5				
W-Was 12/29.....	5	0	5				
Totals.....	38	10	48		6	2/20	20 0

Game	2020 (Dallas)			INTs			
	ST	AT	TT	Tk/Ls	PBU	No/Yds	Lg TD
L-@ LAR 9/13.....				INACTIVE/INJURED-Ankle			
W-Atl 9/20.....	3	0	3				
L-@ Sea 9/27.....	3	0	3	2(-2)	1		
L-Cle 10/4.....							
W-NYG 10/11.....	7	0	7				
L-Ari 10/19.....	1	1	2				
L-@ Was 10/25.....	5	1	6				
L-@ Phi 11/1.....	3	2	5	1(-2)			
L-Pit 11/8.....	2	1	3				
W-@ Min 11/22.....	3	0	3				
L-Was 11/26.....	2	1	3				
L-@ Bal 12/3.....	4	1	5	1(-1)	1		
W-@ Cin 12/13.....	4	4	8				
W-SF 12/20.....	4	0	4	1(-3)			
W-Phi 12/27.....	5	0	5				
L-@ NYG 1/3/21.....	3	0	3				
Totals.....	49	11	60	5(-8)	2		

Game	2021 (Dallas)			INTs			
	ST	AT	TT	Tk/Ls	PBU	No/Yds	Lg TD
L-@ TB 9/9.....	0	2	2		1	1/66	66 0
W-@ LAC 9/19.....	2	0	2				
W-Phi 9/27.....	2	1	3				
W-Car 10/3.....	4	0	4				
W-NYG 10/10.....	3	0	3				
W-@ NE 10/17.....	2	0	2				
W-@ Min 10/31.....	5	0	5				
L-Den 11/7.....	5	1	6	1(-3)			
W-Atl 11/14.....	2	1	3		3	1/4	4 0
L-@ KC 11/21.....	4	0	4				
L-LV 11/25.....	6	0	6				
W-@ NO 12/2.....	3	1	4		1		
W-@ Was 12/12.....	6	0	6		1		
W-@ NYG 12/19.....	1	0	1		4	1/18	18 0
W-Was 12/26.....				RESERVE/COVID-19			
L-Ari 1/2/22.....	5	0	5				
W-@ Phi 1/8/22.....	2	1	3				
Totals.....	52	7	59	1(-3)	11	3/88	66 0

Playoffs							
L-SF 1/6/22.....	1	0	1				

ZACK MARTIN

70 • Guard

6-4 • 315 • 11/20/90

Notre Dame • D1-'14 (16th overall)

NFL: 9th Year • Cowboys: 9th Year

Games/Starts: 2021-16/16; Career-120/120

Postseason: 2021-1/1; Career-6/6

DALLAS COWBOYS



STAFF

ZACK MARTIN

2021 SEASON

RECORDS

PLAYOFF RECORDS

HISTORY

SIDELINES



PRO: For the third time in four NFL Drafts, the Dallas Cowboys selected an offensive lineman in the first round (16th overall) when they picked Zack Martin from Notre Dame in 2014. Martin joined Cowboys first round picks Tyrone Smith (2011) and Travis Frederick (2013) as the building blocks for the future of the franchise. In his first season, Martin did not disappoint and was a key part in the league's second-ranked rushing attack. Martin became the first rookie in club history to start all 16 games at right guard and the fourth rookie on the offensive line to start all 16, and he earned a Pro Bowl spot - the only offensive rookie in the NFL in 2014 and the first Cowboys rookie lineman to make the game. He also earned All-Pro honors, becoming only the third rookie in team history to do so. He again manned the right guard spot in 2015, starting all 16 games and earned his second straight Pro Bowl nod and All-Pro honor. In 2016 Martin was part of an offensive line that led the way for the league's leading rusher (Ezekiel Elliott, 1,631 yards) and the NFL's second-ranked rushing attack. En route to his third straight Pro Bowl and All-Pro selections, Martin & Co. also helped rookie quarterback Dak Prescott establish league rookie records in quarterback rating (104.9) and completion percentage (67.8). Behind the line, Prescott became the second player with 3,500-plus pass yards and less than five interceptions (Tom Brady, 2010 and 2016). The 2017 season was a continuation from his previous three as Martin earned his fourth straight trip to the Pro Bowl, starting all 16 games. Martin then earned his fifth straight Pro Bowl selection following a 2018 season that saw him anchor a line that opened holes for the NFL's rushing leader - Elliott (1,434 yards). The 2019 season was virtually a broken record for Martin as the sixth-year pro earned his sixth consecutive Pro Bowl selection to tie John Niland and Nate Newton for the second-most appearances by a Cowboys guard. Martin was also named a first-team All-Pro after blocking for an offense that led the NFL with a club single-season record 6,904 total yards. Dallas also established a club record for total first downs (379-third in the NFL) and logged the second-most passing yards (4,751) in franchise history while allowing the second-fewest sacks in the NFL (23.0). He was limited to 10 games in 2020, missing six with injury. Martin then strung together another dominating campaign in 2021, earning a spot on the NFC's Pro Bowl roster - his seventh career selection - while also being named to his fifth All-Pro team.

TRANSACTION SUMMARY:

12/7/20: Placed on Reserve/Injured with a calf injury and activated (1/2/21).

6/14/18: Signed a six-year contract extension through 2024.

5/8/14: Drafted in the first round (16th overall) by Dallas.

2021:

- Started all 16 games he played, missing one with COVID-19, and earned his seventh Pro Bowl selection. His seven are the second-most by a Cowboys guard behind Larry Allen's nine.
- Named to the AP All-Pro team for the fifth time in his career.
- Missed the opener on the Reserve/COVID-19 list but returned for the win at the LA Chargers (9/19).
- Selected as a team captain as the offense rushed for a season-high 245 yards with a 7.2 yard-per-carry average behind Elliott's 143-yard effort against Carolina (10/3).
- In the win against the N.Y. Giants (10/10), the offense rolled up 515 yards - 201 rushing and 314 passing - to mark the first time since 1983 the Cowboys had 200-plus rushing yards and 300-plus passing yards.
- In totaling 567 yards at New England (10/17), the Cowboys compiled the most passing yards (445) against a Bill Belichick-coached team.
- Selected as the offensive captain on Thanksgiving Day against Las Vegas (11/25).

2020:

- Limited to 10 games, missing six with injuries, displaying his flexibility by starting two games at right tackle for the first time in his pro career.
- Selected as the offensive captain for the Week 3 game at Seattle (9/27).
- Slid over to tackle for the first time in his career during the second half at Seattle (9/27). Helped the club rack up 522 yards, including 461 (second in team history) through the air.
- Played and started his 100th career game but was sidelined early in the first quarter after suffering a concussion against Arizona (10/19).
- Sat out at Washington (10/25) with a concussion, but returned to start at Philadelphia (11/1) - blocking for rookie Ben DiNucci's first career start at quarterback.
- Helped block for Garrett Gilbert's first career start against Pittsburgh (11/8).
- Made his first career start at right tackle at Minnesota (11/22) and helped block for Elliott's first 100-yard game while the offense yielded just one sack on 33 dropbacks.
- Placed on Reserve/Injured with a calf injury on Dec. 7, suffering the injury on the first drive of the Thanksgiving Day game against Washington (11/26).
- Returned to the active roster for the season finale at the New York Giants (1/3/21) but was inactive.

2019:

- Selected to his sixth consecutive Pro Bowl and earned first-team All-Pro honors after blocking for an offense that ranked second in single-season total yards (6,904), total first downs (379) and passing yards (4,751) in franchise history. Behind the line's work, Dallas led the league in total yards, tied for second in third down conversion rate (47.1), placed second in net passing yards (4,751), tied for fourth in first downs and was fifth in rushing yards (2,153), allowing just 23.0 sacks - second-fewest in the league.

- Selected as one of the team captains.
- On the season, Dallas had three 500-yard outings - season-high 563 against Green Bay (10/6) - and nine other 400-yard outings.
- The 12 total 400-plus yard games were a single-season franchise-high, and Dallas' 563 yards against the Packers were fifth in franchise history.
- Blocked for two 100-yard runners (Elliott and Tony Pollard) twice on the season - against Miami (9/22) and the LA Rams (12/15) - the first time in Cowboys history the team had two men each top 100 yards in a single game twice in a season.

2018:

- Selected to his fifth consecutive Pro Bowl, opening holes for the league's rushing leader - Elliott, 1,434 yards.
- Elected as a team captain.
- Helped the offense total a season-high 414 yards, including 152 rushing yards by Elliott (240 scrimmage yards), in the win against Detroit (9/30).
- Blocked for a 100-yard rusher (Elliott-106) and 100-yard receiver (Cole Beasley-101) for the first time since at Pittsburgh (11/13/16) as the offense scored on each of its first four possessions against Jacksonville (10/14).
- On Thanksgiving Day against Washington (11/22), played in and started his 75th career game.
- In the win over Philadelphia (12/9), helped block for a 400-yard passer (Prescott-455) a 200-yard receiver (Amari Cooper-217) and a 100-yard rusher (Elliott-113) - a club first. The team also had a franchise-best 45:33 time of possession and 32 first downs. Suffered a knee injury in the fourth quarter and did not return.
- After re-injuring his knee against the Eagles, was inactive at Indianapolis (12/16), missing the first game of his pro career.
- Sat out the season finale at the N.Y. Giants (12/30) but returned to start both playoff contests.

2017:

- Named to the Pro Bowl for the fourth straight and fourth overall season, starting all 16 games for the fourth consecutive year.
- Helped the team top 2,000 rushing yards in consecutive seasons for the first time since 1998-99.
- Logged his 50th game played and 50th game started in the game at Denver (9/17).
- At San Francisco (10/22) the offense totaled 501 yards, including 265 on the ground, for the 20th 500-yard game in team history.
- Missed the second half of the Thanksgiving Day game against the LA Chargers (11/23) with a concussion.

2016:

- Started all 16 games for the third straight season, earning his third consecutive trip to the Pro Bowl, and blocked for the league's leading rusher and the second-ranked rushing attack.
- Behind the line's work, Prescott also earned Offensive Rookie of the Year honors while Elliott took home FedEx Ground Player of the Year.
- Earned AP and *Sporting News* All-Pro first-team, PFWA All-NFL and was part of a unit that earned Built Ford Tough Offensive Line of the Year honors.
- Did not yield a sack in the opener against the N.Y. Giants (9/11) as Prescott became the fourth Cowboys rookie to start a season at quarterback.
- Against Chicago (9/25) helped Elliott rush for 140 yards - his first career 100-yard day - as three different running backs rushed for a score for the second consecutive game.
- At Green Bay (10/16) blocked for Elliott's fourth straight 130-yard outing - first NFL rookie, 11th rusher overall to accomplish the feat - and the first player to rush for over 100 yards against the Packers that season. Also allowed Prescott to throw for a season-high three touchdown passes on 18-of-27 attempts.
- Led the way for Dallas' first 300-yard passer (Prescott-319), 100-yard receiver (Dez Bryant-116) and 100-yard rusher (Elliott-114) since 2013 as the offense racked up its seventh straight 400-yard game.
- Helped the offense tie an NFL record with eight consecutive 400-yard games as the offense finished with 417 yards against Baltimore (11/20). The club scored points on each of its final eight drives.
- Against Tampa Bay (12/18) blocked for Elliott's top rushing yard performance of the year (159 yards) as the offense rushed for 185 yards and two touchdowns on 32 runs. Also helped Prescott to the second-highest completion percentage (88.9 - minimum 30 attempts) in NFL history.
- In the home finale against Detroit (12/26), the offense averaged 7.2 yards-per-play, rushing for 164 yards on 30 carries and two touchdowns and throwing for 222 yards and a season-high four scores. It was only the third time since 2010 - fourth since 2000 - that the Cowboys had six offensive touchdowns in a game.
- In the Divisional Playoff Game against Green Bay (1/15/17), helped block for an offense that had a 100-yard rusher (Elliott-125), 100-yard receiver (Bryant-132) and a 300-yard passer (Prescott-302) for only the second time in team playoff history. The club also racked up 429 yards - seventh in a game in team playoff history.

2015:

- Selected to play in his second straight Pro Bowl after starting all 16 games for the second straight season, allowing Darren McFadden to rush for his second career 1,000-yard season. It was the first time in team history the Cowboys had two different rushers top 1,000 yards in consecutive seasons.
- Against Atlanta (9/27) blocked for an offense that averaged 6.0 yards-per-rush with four rushing touchdowns - the most by a Cowboys offense since four at Arizona (11/15/98). All four came in the first half, the second time in franchise history Dallas had four rushing touchdowns in a half - first half against the N.Y. Giants, 12/1/63.
- Against Philadelphia (11/8) helped the offense rack up 411 yards as McFadden topped 100 rushing yards (117) and two receivers (Cole Beasley-112 and Bryant-104) topped 100 receiving yards to mark the first time since 1999 Dallas had a pair of 100-yard receivers along with a 100-yard rusher.
- In Kellen Moore's first career start, did not yield a sack on 31 attempts as the running game averaged 4.8 yards-per-carry (25 for 121) at Buffalo (12/27).
- The season finale against Washington (1/3/16) saw the offense rack up a season-high 512 yards, including 435 passing yards by Moore - sixth in a game in team history.

2014:

- Earned the starting job in training camp and started all 16 games at right guard to become the first rookie in club history to start every game at right guard, the fourth offensive line rookie and 14th overall rookie to notch starts in every game of his first season.
- Earned a trip to the Pro Bowl - the only offensive rookie in the NFL in 2014 to make the team and the first rookie offensive lineman in team history to make the game.
- Was named to the AP All-Pro team - the only rookie in the NFL in 2014 and the third rookie in club history to receive the honor. Also named to the PFWA All-NFC team.

- Was a key component helping DeMarco Murray set a league record by rushing for at least 100 yards in each of the first eight games of the season and establishing a club mark with a league-best 1,845 rushing yards.
- Became the first rookie in team history to start an opener at right guard and was the third rookie to start at guard. Overall, was the 10th rookie offensive lineman to start a season opener and the 41st at any position.
- In the win over New Orleans (9/28), blocked for 190 yards and two scores on 35 runs (5.4) and allowed Murray to rush for 149 yards and both scores on 24 carries (6.5). Murray also was only the fourth rusher with four 100-yard games with at least one touchdown in each of the first four games of a season.
- Led Murray to his seventh straight 100-yard outing (128 yards on 28 carries with one touchdown) against the N.Y. Giants (10/19) to become the first player in NFL history with seven straight 100-yard games to open a season. The offense controlled the ball for 33:49 - the fourth game this season over 33:00, most since 1980.
- Guided Murray to his club-record tying 11th 100-yard game of the season with 179 yards - second in his career - and a touchdown in the Thursday night win at Chicago (12/4).
- Despite injuring his ankle in the second quarter, finished the game at Philadelphia (12/14) and helped the offense to a season-high 41:55 possession time.
- Helped Tony Romo complete a club-record 90.0% (18-of-20) of his passes with four touchdowns and a personal-best 151.7 rating in the NFC East clinching win against Indianapolis (12/21).
- In the season-ending win at Washington (12/28), allowed Murray to break the club single-season rushing record (1,845) and the club-record for 100-yard games (12), finishing with 100 yards and a touchdown.
- Helped block for Murray to rush for 123 yards (ninth in a postseason game in team history) and a touchdown on 25 carries (4.9) in the Divisional Playoff loss at Green Bay (1/11/15). Also allowed Romo to complete 78.9% (15-of-19) of his passes for 191 yards, two touchdowns and a rating of 143.6 while allowing four sacks.

COLLEGE:

- While at Notre Dame, earned the distinct honor of being a two-time captain after becoming the longest tenured starter in school history, starting all 52 games of his collegiate career.
- As a senior became just the 18th student-athlete in school history to become a two-time team captain and received MVP honors for his performance in the New Era Pinstripe Bowl. Was the first offensive lineman to earn bowl MVP honors since Jay Huffman in the 1959 Liberty Bowl.
- Started all 13 games as a senior left tackle and did not allow a single sack as part of an offensive line that yielded just eight sacks (second in the country).
- Received second-team All-America accolades from *The NFL Draft Report* and Walter Camp while earning his third consecutive Guardian Award as a junior, starting every game of the season.
- Was one-of-four sets of brothers on the team - his younger brother, Nick, was a reserve center.
- As a sophomore, earned first-team All-Major Independent and All-American honorable mention, starting all 13 games at left tackle.
- Was one of just 11 players to start all 13 games, winning his first Guardian Award as a redshirt freshman.
- Had 11 starts at left tackle and two on the right side.
- Redshirted as a true freshman.

PERSONAL:

- Prepped at Bishop Chatard High School in Indianapolis, Ind., and was named to the Best in the Midwest Team by *The Detroit Free Press*.
- Was a first-team all-state selection as a junior and senior and named to the *Bloomington Herald Times* Junior All-State Team as a sophomore.
- His brother, Nick, was drafted in the second round of the 2016 NFL Draft by the Houston Texans.
- Graduated from Notre Dame with a degree in management entrepreneurship in May of 2013.
- He and his wife, Morgan, were married in July 2016 and have a son, Charlie, and daughter, Remi.

COMMUNITY:

- 2014 Rookie Club presented by UnitedHealthcare.
- 2014 NFL PLAY 60 FITNESSGRAM® school visit.
- 2014-19, 22 Home Run Derby Competition benefiting the Salvation Army.
- 2014-19 Dallas Cowboys U High School Camp.
- 2014 NFL Play 60 clinic, London, England.
- 2014 Fan Appreciation Pep Rally, London, England.
- 2015 Taste of the NFL: The Ultimate Cowboys Tailgate Party host benefiting North Texas Food Bank.
- 2015-16 Albertson's charity event.
- 2015, 2017 Cowboys Draft Day/Fan Appreciation Party.
- 2016 Offensive Line visit to North Texas Food Bank.
- 2016 Fashion's for First Downs Dallas Cowboys Women's Charity Fashion Show.
- 2016 Ford Firehouse Renovation.
- 2016-18 Taste of the Cowboys benefiting North Texas Food Bank.
- 2017, 2019 NFL My Cause My Cleats Campaign.
- 2017 The Salvation Army Disaster Relief Telethon for Hurricane Harvey.
- 2017 Thanksgiving Military Family Surprise presented by Ford.
- 2017, 2019 Early Thanksgiving at The Salvation Army.
- 2017 Team Ambassador for Water Boys Charity with Chris Long.
- 2019 Fuel Up to Play 60 VIP for a Day, guest speaker.
- 2020 Cowboys Draft Live virtual draft party.
- 2020 COVID-19 relief.
- 2021 Draft-A-Thon.
- 2022 Dallas Cowboys Draft Day/Fan Appreciation Party.
- Annual Team Holiday Hospital Visits.
- Kick Off Luncheon and Dallas Cowboys Family Cookbook benefiting Happy Hill Farm.
- Make-A-Wish Foundation of North Texas.
- Salvation Army Angel Tree Christmas Program.

MARTIN'S COWBOYS TOTALS

GAMES/STARTS (regular season, playoffs): 2014 (16/16, 2/2); 2015 (16/16); 2016 (16/16, 1/1); 2017 (16/16); 2018 (14/14, 2/12); 2019 (16/16); 2020 (10/10); 2021 (16/16, 1/1). **Totals: 120/120, 6/6.**

CONNOR McGOVERN

66 • Guard

6-5 • 318 • 11/3/97

Penn State • D3-'19 (90th overall)

NFL: 4th Year • Cowboys: 4th Year

Games/Starts: 2021-16/6; Career-30/14

Postseason: 2021-1/0; Career-1/0



PRO: The Dallas Cowboys further added to a position of strength with the team's third round selection (90th overall) of Connor McGovern in the 2019 NFL Draft. A three-year starter at Penn State, McGovern saw action at both guard and center throughout his collegiate campaign. The former Nittany Lion made 35 starts in 39 career games, but his rookie season never got underway as a torn pectoral muscle suffered in training camp landed him on Reserve/Injured for the season. He returned to full health in 2020, and with a number of injuries to the offensive line, McGovern gained valuable experience, starting eight of the 14 games he played. He saw most of his time in 2021 as a reserve lineman, earning the start at left guard for five games, with one additional start at fullback, and was utilized as an extra blocker, lining up at various spots on the offense. McGovern will compete to start at left guard in 2022.

TRANSACTION SUMMARY:**9/2/19:** Placed on Reserve/Injured with a pectoral injury.**4/26/19:** Drafted in the third round (90th overall) by Dallas.**2021:**

- Started six of the 16 games he played, seeing most of his time as a reserve lineman, who lined up at several positions throughout the offense as an extra blocker.
- Started in place of Zack Martin (Reserve/COVID-19) in the opener at Tampa Bay (9/9), helping block for a 400-yard passer and a pair of 100-yard receivers.
- Saw time as a fullback in short-yardage situations, including one of Ezekiel Elliott's touchdown plunges in the home-opening win over Philadelphia (9/27).
- Again saw time as a fullback, and for the second consecutive game was on the field for an Elliott touchdown in the win over Carolina (10/3).
- Earned the starting left guard job at Kansas City (11/21), where the offense saw its lowest output of the season.
- Started at fullback for the first time in his career, also seeing time on special teams at Philadelphia (1/8/22).
- Made his postseason debut on offense and special teams in the Wild Card game against San Francisco (1/16/22).

2020:

- Played in 14 games, starting eight at right guard in place of Zack Martin (calf).
- Made his NFL debut on special teams against Atlanta (9/20), then played a majority of the game at right guard in place of Martin (concussion) against Arizona (10/19).
- Made his first career start, filling in at right guard for Martin (concussion), at Washington (10/25).
- Started at right guard at Minnesota (11/22) as Martin started at right tackle and helped block for Ezekiel Elliott's first 100-yard game of the season.

2019:

- After being drafted in the third round (90th overall) of the NFL Draft, tore a pectoral muscle in training camp and landed on IR for the entire season.

COLLEGE:

- Earned third-team All-Big Ten honors by the league's coaches and media and won the team's Dick Maginnis Memorial Award as an outstanding offensive lineman, making 13 starts - 12 at right guard and one at center as a junior.
- Started all 13 games at center as a sophomore.
- Named BTN.com All-Big Ten Freshman Team honorable mention as a true freshman after appearing in 13 games with nine starts.

PERSONAL:

- Four-year letterman and two-time captain at Lake-Lehman, Pa., High School and selected to the 2016 Army All-American Game, named to the Scout All-America team and was a finalist for Pennsylvania Mr. Football.
- Earned Wyoming Valley Football Conference first-team all-league honors in 2013, 2014 and 2015.
- As a senior, selected as the Wyoming Valley Football Conference Most Valuable Player, earned first-team all-state honors and selected as team MVP in 2015.
- Earned two letters each in basketball and track & field, earned an all-conference selection and was a District 2 shot put champion in 2015.
- Majoring in agribusiness management at Penn State.

COMMUNITY:

- 2019 Reliant Home Run Derby benefiting the Salvation Army.
- 2019 Dallas Cowboys U High School Camp.
- Annual Team Holiday Hospital Visits.

McGOVERN'S COWBOYS TOTALS

GAMES/STARTS (regular season, playoffs): 2019 (0/0-IR); 2020 (14/8); 2021 (16/6, 1/0). **Totals: 30/14, 1/0.**

SEAN McKEON

(muh-CUE-in)

84 • Tight End

6-5 • 255 • 12/28/97

Michigan • UDFA-'20

NFL: 3rd Year • Cowboys: 3rd Year

Games/Starts: 2021-9/2; Career-23/3

Postseason: 2021-1/0; Career-1/0



PRO: Sean McKeon signed with Dallas as a rookie free agent following the 2020 NFL Draft, and he became one-of-three undrafted rookies (Rico Dowdle and Terence Steele) to make the active roster out of training camp. McKeon played in 14 games, starting one (in a three-tight end set), seeing a majority of his time on special teams and as the club's third tight end. After gaining experience as a rookie, he saw extended playing time on offense in 2021 with Blake Jarwin spending time on the injured list. Dallas coaches like what they have in McKeon, and he will continue to develop into a key part of the Cowboys offense.

TRANSACTION SUMMARY:

9/2/21: Placed on Reserve/Injured with an ankle injury, designated for return (10/13) and activated (11/3).

5/2/20: Signed with Dallas as an undrafted free agent.

2021:

- Started two of the nine games he played, missing the first seven games with an ankle injury, and caught four passes for 27 yards and a touchdown - the first offensive stats of his career.
- Landed on the Reserve/Injured list after the final cut date, making him eligible to return, with an ankle injury suffered in preseason action.
- Returned to practice on Oct. 13 and made his season debut, mainly on special teams, against Denver (11/7).
- Had his first career statistics, catching two passes for 15 yards in the win over Atlanta (11/14), then recorded his first career touchdown on a 10-yard catch on Thanksgiving Day against Las Vegas (11/25).
- Made his postseason debut on offense and special teams in the Wild Card game against San Francisco (1/16/22).

2020:

- Became one-of-three rookie free agents to make the final roster out of training camp and made his NFL debut seeing time as a reserve tight end and on special teams against Atlanta (9/20).
- Credited with his first career start as the club opened with three tight ends at Washington (10/25).
- Notched his first career special teams tackle at the N.Y. Giants (1/31/21).

COLLEGE:

- Four-year letterman and three-time All-Big Ten honorable mention, starting 23-of-40 games and catching 60 passes for 668 yards and six touchdowns.
- Left Michigan as the ninth ranked tight end and tied for tenth in receiving scores in school history.
- Played in 10 games with seven starts as a senior and caught 13 passes for 235 yards (18.1 avg.) with two touchdowns.
- As a junior, played in all 13 games with six starts and caught 14 passes for 122 yards and one touchdown.
- Logged starts in 10-of-13 games played as a sophomore and caught 31 passes for 301 yards and three scores.
- Played in just four games as a true freshman and caught two passes for 10 yards.

PERSONAL:

- Caught 23 passes for 334 yards and three touchdowns as a senior at Shepherd Hill Regional High School in Dudley, Mass.
- Played both sides - tight end and defensive end - as a junior, racking up 57 tackles, 11 stops for losses and eight sacks.
- Majored in business administration at Michigan.

COMMUNITY:

- 2020 Rookie Club Salute to Service Week.
- WrestleMania 38 Boys and Girls Club Anti Bullying Rally.
- Annual Team Holiday Hospital Visits.

McKEON'S COWBOYS TOTALS

Year Team	GP-GS	RECEIVING					TD	ADDITIONAL STATISTICS
		No	Yds	Avg	Long	TD		
2020 Dallas	14-1	0	0	0.0	0	0	Special Teams Tackles - 2020 (1-0-1), 2021 (0-1-1). Totals: 1-1-2.	
2021 Dallas	9-2	4	27	6.8	12	1		
Totals	23-3	4	27	6.8	12	1		
Playoffs								
2021 Dallas	1-0	0	0	0.0	0	0		

JAKE McQUAIDE (mic-KWADE)

44 • Long Snapper

6-2 • 238 • 7/7/87

Ohio State • UFA(LAR)-21

NFL: 12th Year • Cowboys: 2nd Year

Games/Starts: 2021-17/0; Career-177/0

Postseason: 2021-1/0; Career-7/0



PRO: Jake McQuaide came to Dallas to reunite with long-time special teams coach John Fassel, who has coached McQuaide for nine of his 11 pro seasons. Through 11 seasons, McQuaide has earned two Pro Bowl nods (2016-17) and appeared in Super Bowl LIII. In his first season in Dallas, McQuaide was again solid, working with two veteran kickers in Greg Zuerlein and Bryan Anger. His work with Anger allowed the punter to be selected to his first career Pro Bowl while leading the league and establishing a club record with a 44.6 net average. Through his career, McQuaide has provided 1,624 clean snaps (including 45 postseason).

TRANSACTION SUMMARY:

- 3/18/22:** Signed a one-year contract with Dallas through 2022.
3/22/21: Signed a one-year contract as an unrestricted free agent with Dallas through 2021.
3/9/18: Signed a three-year contract extension with the Los Angeles Rams through 2020.
7/1/13: Signed a four-year contract extension with St. Louis through 2017.
7/29/11: Signed as a rookie free agent with St. Louis.

2021:

- Played in all 17 games and provided clean snaps on all 148 plays while adding one special teams tackle.
- Made his Cowboys debut in the opener at Tampa Bay (9/9), then logged his first special teams tackle as a Cowboy in the home-opening win over Philadelphia (9/27).
- Selected as the special teams captain on Thanksgiving Day against Las Vegas (11/25).
- Made his 175th career appearance in the game against Washington (12/26), providing clean snaps on a club-record tying eight PATs.
- Named the special teams captain for the game against Arizona (1/2/22).

2020 (LA Rams):

- In his final season with the Rams, played in all 16 games for the 10th consecutive year and provided 141 clean snaps.

2019 (LA Rams):

- Had 134 cleans snaps in 16 games played.

2018 (LA Rams):

- Played in all 16 games and all three postseason contests, including Super Bowl LIII and snapped cleanly 130 times in the regular season and 29 times in the playoffs.

2017 (LA Rams):

- Named to his second consecutive Pro Bowl, providing clean snaps 151 consecutive times.
- Tied his career-high with 13 snaps in games against Indianapolis (9/10) and at Dallas (10/1).
- Made his postseason debut in the Wild Card game against Atlanta (1/6/18).

2016 (LA Rams):

- Earned a spot in the Pro Bowl - the first long snapper in Rams history to make the team - tallying 146 clean snaps on the season.
- Also had a special teams tackle.

2015 (St. Louis):

- Snapped cleanly 157 times in 16 games, including a career-high tying 13 times against Jacksonville (10/6).
- Added one special teams tackle on the season.

2014 (St. Louis):

- In 16 games played, snapped cleanly 145 times and added a pair of special teams tackles.

2013 (St. Louis):

- Had 141 clean snaps in 16 games played, including two games with a then career-high 13 snaps - against San Francisco (9/26) and Jacksonville (10/6).

2012 (St. Louis):

- Logged 139 consecutive clean snaps in all 16 games played to go with a pair of special teams tackles.

2011 (St. Louis):

- After signing with the Rams as a rookie free agent at the start of training camp, played in all 16 games, providing the Rams with 150 clean snaps and two special teams tackles.
- Made his NFL debut against Philadelphia (9/11).
- Had his first career special teams tackle at San Francisco (12/4).

COLLEGE:

- Spent his final three collegiate campaigns at Ohio State as the school's long snapper.
- Was again the school's long snapper as a senior.
- As a junior in 2009, earned his second letter and All-Academic Big Ten as the school's long snapper.
- Became the full-time long snapper as a sophomore to earn a scholarship, a letter and All-Academic Big Ten for his efforts.
- As a redshirt freshman in 2007, split the long snaps with two others for the Big Ten champion Buckeyes.
- Redshirted as a freshman walk-on in 2006.

PERSONAL:

- Played tight end at Elder High School in Cincinnati, Ohio, and as a senior made 10 catches for 125 yards.
- He and his wife Abby, have two daughters, Quinn and Max, and two sons, JJ and Wes.
- Earned his degree in aeronautical engineering.

COMMUNITY:

- Annual Team Holiday Hospital Visits.

McQUAIDE'S NFL TOTALS

GAMES/STARTS (regular season, playoffs): 2011 (16/0-SIL); 2012 (16/0-SIL); 2013 (16/0-SIL); 2014 (16/0-SIL); 2015 (16/0-SIL); 2016 (16/0-LA); 2017 (16/0, 1/0-LAR); 2018 (16/0, 3/0-LAR); 2019 (16/0); 2020 (16/0, 2/0-LAR); 2021 (17/17, 1/0-DAL). **Total: 177/0, 7/0.**

ADDITIONAL STATISTICS

Special Teams Tackles – 2011 (2), 2012 (1), 2013 (0), 2014 (2), 2015 (1), 2016 (1), 2017 (1), 2018 (2), 2019 (0), 2020 (0), 2021 (1-0-1). **Total: (11).**

ISRAEL MUKUAMU (MOO-kwah-moo)

24 • Safety

6-4 • 215 • 11/28/99
 South Carolina • D6b: 21 (227th overall)
 NFL: 2nd Year • Cowboys: 2nd Year
 Games/Starts: 2021-4/0; Career-4/0
 Postseason: 2021-0/0-IR; Career-0/0



PRO: With their second selection in the sixth round of the 2021 NFL Draft (227th overall), the Dallas Cowboys chose defensive back Israel Mukuamu out of South Carolina. As a rookie, Mukuamu saw action in four games on special teams as he was breaking into the pro game.

TRANSACTION SUMMARY:

- 1/14/22:** Placed on Reserve/Injured with a hamstring injury.
- 5/1/21:** Drafted in the sixth round (227th overall) by Dallas.

2021:

- Played in four games on special teams but did not record any statistics.
- Inactive for the season-opener at Tampa Bay (9/9), active but did not play in Week 2 before making his NFL debut in the home-opening win over Philadelphia (9/27).
- Landed on Reserve/Injured prior to the Wild Card Playoff game against San Francisco (1/16/22) with a hamstring injury.

COLLEGE

- Played both cornerback and safety as a junior, limited to five starts in six games played while hampered by a groin injury for most of the 2020 season
- Opted out of the final three games following the dismissal of head coach Will Muschamp. Tied for the team lead with two interceptions while also adding 10 tackles.
- As a sophomore in 2019, started all 12 games (the opener at safety, then the next 11 at cornerback) and was tabbed second-team All-SEC by the Associated Press and third-team by *Phil Steele*. Finished fifth on the team with 59 tackles
- True freshman who played in all 13 games in 2018, making two starts, and was credited with 17 tackles including two for loss. Also logged one interception, one pass breakup and a forced fumble.

PERSONAL:

- Attended Parkway High School in Bossier City, La. where he was selected to the Offense Defense All-American Bowl.
- Originally from Moncks Corner, S.C., but moved to Louisiana prior to his senior year.
- Logged 69 tackles to help the Berkeley Stags go 9-3 in 2016, after they finished 3-7 in 2015.
- Was a sport and entertainment major at South Carolina.

COMMUNITY:

- Annual Team Holiday Hospital Visits.

MUKUAMU'S COWBOYS TOTALS

Year Team	GP-GS	DEFENSE							INTERCEPTIONS				FUMBLES REC						
		ST	AT	TT	Sks- Yds	Tkl/ Ls	QB Prs	PBU	FF	No	Yds	Avg	Lg	TD	No	Yds	Avg	Lg	TD
2021 Dallas.....	4-0	0	0	0	0.0(0)	0(0)	0	0	0	0	0	0	0	0	0	0	0.0	0	0
Playoffs																			
2021 Dallas.....	0-0																		

RYAN NALL**35 • Fullback**

6-2 • 245 • 12/27/95

Oregon State • UFA-'22 (Chi)

NFL: 4th Year • Cowboys: 1st Year

Games/Starts: 2021-9/0; Career-33/0

Postseason: 2021-0/0; Career-1/0



PRO: The Dallas Cowboys added a core special teamer and depth to their backfield when they signed Ryan Nall during 2022 free agency. Nall entered the NFL after signing as an undrafted free agent with the Chicago Bears following the 2018 NFL Draft. In three seasons with Chicago, he recorded nine receptions for 71 yards with a touchdown while rushing six times for 12 yards and tallying nine special teams tackles. Nall will continue to play a key role with the special teams unit in Dallas while looking to make an impact as Dallas' primary fullback in 2022.

TRANSACTION SUMMARY:

- 4/8/22:** Signed with Dallas as an unrestricted free agent through 2022.
- 8/31/21:** Waived by Chicago and signed to Chicago's practice squad (9/1).
- 2/25/21:** Signed a one-year contract with Chicago, through 2021
- 8/31/19:** Waived by Chicago, signed to Chicago's practice squad (9/1) and activated (11/9).
- 1/8/19:** Signed with Chicago as a Future.
- 9/1/18:** Waived by Chicago and signed to Chicago's practice squad (9/2).
- 5/11/18:** Signed with Chicago as an undrafted free agent.

2021 (Chicago):

- Played in nine games, mainly on special teams, and collected one rush and one reception for four yards apiece.
- Caught his only pass at Tampa Bay (10/24) for four yards and tallied one rush for four yards against San Francisco (10/31).

2020 (Chicago):

- Played all 16 games, primarily on special teams, and recorded eight receptions for 67 yards and a touchdown.
- Had a career game at Tennessee (11/8), tallying career-highs with four catches for 35 yards and his first career touchdown reception.
- Made his postseason debut in the Wild Card Game at New Orleans (1/10/21), recording one carry for no gain.

2019 (Chicago):

- Appeared in eight games after being elevated from the practice squad in Week 10. Finished the season with two special teams tackles and two rush attempts for eight yards.
- Made his NFL debut in Week 10 against Detroit (11/10) but did not record any stats.

2018 (Chicago):

- Spent all season on the Bears practice squad.

COLLEGE:

- Started 19 of the 32 games he played and finished eighth in Oregon State history with 2,216 rushing yards. Carried the ball 385 times for an average of 5.8 yards-per-carry, which tied the best mark in school history.
- His 24 career rushing touchdowns were the seventh-most in OSU history, and his nine 100-yard rushing games ranked seventh all-time. Became the only player in program history with three runs of 75-plus yards.
- As a junior started nine-of-11 games and carried the ball 165 times for 810 yards (4.9 avg.) with eight touchdowns while adding 27 receptions for 240 yards and two scores.
- Named Pac-12 All-Conference honorable mention as a sophomore after starting in all 10 games played. Just missed his first 1,000-yard season after finishing the 2016 season with 951 rushing yards on 147 carries (6.5).
- Began fall camp as a redshirt freshman at tight end/H-Back, but was moved to running back due to injuries on the team. Finished the season with 73 carries, 455 rushing yards and three touchdowns.

PERSONAL:

- Attended Central Catholic High School in Sandy, Ore., where he was named the Class 6A Offensive Player of the Year, Oregon Sports Awards Prep Football Player of the Year and first-team all-state after rushing for 1,684 yards and 22 touchdowns as a senior.
- Led Central Catholic to its first state title in 60 years in his senior season. Rushed for 196 yards and three touchdowns while adding four tackles and an interception in the championship game.
- Majored in speech communication with a minor in leadership at Oregon State.

NALL'S NFL TOTALS

Year Team	GP-GS	RUSHING					RECEIVING				
		No	Yds	Avg	Long	TD	No	Yds	Avg	Long	TD
2019 Chicago.....	8-0	2	8	4.0	7	0	0	0	0.0	0	0
2020 Chicago.....	16-0	3	0	0.0	0	0	8	67	8.4	18	1
2021 Chicago.....	9-0	1	4	4.0	4	0	1	4	4.0	4	0
Totals.....	33-0	6	12	2.0	7	0	9	71	7.9	18	1
Playoffs											
2020 Chicago.....	1-0	1	0	0.0	0	0	0	0	0.0	0	0

ADDITIONAL STATISTICS

Special Teams Tackles – 2019 (3-0-3); 2020 (3-1-4); 2021 (2-0-2). **Totals: 8-1-9.**
 Kickoff Returns – 2020 (3 for 35 yards).

OSA ODIGHIZUWA

(OH-suh) (oh-DIGGY-zoowa)

97 • Defensive Tackle

6-2 • 295 • 8/13/98
 UCLA • D3a-21 (75th overall)
 NFL: 2nd Year • Cowboys: 2nd Year
 Games/Starts: 2021-16/12; Career-16/12
 Postseason: 2021-1/0; Career-1/0

DALLAS DALLAS DALLAS
COWBOYS



PRO: The Dallas Cowboys used their first of three third round selections (75th overall) in the 2021 NFL Draft to select Osa Odighizuwa, fortifying their interior pass rush on the defensive line. A seasoned collegiate player, Odighizuwa made an immediate impact as a rookie, starting 12 of the 16 games he played, coming right out of the gates as one of Dallas' starting interior linemen. By season's end, Odighizuwa garnered 34 tackles, four for losses, 2.0 sacks and 12 hurries.

TRANSACTION SUMMARY:

4/30/21: Drafted in the third round (75th overall) by Dallas.

2021:

- Started 12 of the 16 games he played and tallied 34 tackles, four behind the line, 2.0 sacks and 12 hurries.
- Made his NFL debut, starting the opener at Tampa Bay (9/9), and had his first career tackle.
- Had his first career sacks, finishing with 1.5, two hurries and two tackles in the win over Philadelphia (9/27).
- Logged his first career tackle for loss to go with a half sack, one pressure and a tackle against Carolina (10/3).
- Missed the game at the N.Y. Giants (12/19) on the Reserve/COVID list but returned against Washington (12/26) to tally a season-best three pressures with one tackle.
- In his playoff debut, led all defensive linemen with seven tackles along with one pressure in the Wild Card game against San Francisco (1/16/22).

COLLEGE:

- Saw action as a starter in all seven games of a COVID-19 shortened season for the Bruins in 2020, leading all defensive linemen with 30 tackles in addition to 4.0 sacks, six tackles for loss and three pressures. His efforts earned him consensus first-team All-Pac 12 honors and a 2021 Reese's Senior Bowl invitation.
- In 2019 started all 12 games and finished fifth on the team in tackles (46) to lead all defensive linemen while tying for the team lead with 10 tackles for loss and tallying 3.5 sacks.
- Started eight-of-11 games as a sophomore in 2018 and tied for second on the Bruins with 3.0 sacks and third on the team with six tackles for loss while also adding 29 tackles.
- Saw action in all 13 games as a reserve redshirt freshman along the UCLA defensive front and was credited with 15 tackles, 5.5 for loss and a sack in 2017.
- Redshirted as a true freshman.

PERSONAL:

- Listed as a three-star recruit by ESPN and the No. 3 prospect in Oregon out of David Douglas High School in Portland, Ore.
- Two-time Defensive Player of the Year in football and three-time state wrestling champ in high school.
- Brother of Owa Odighizuwa, a third-round draft pick of the N.Y. Giants in 2015.
- Named to the UCLA Athletic Director's Academic Honor Roll and earned his degree in sociology.

COMMUNITY:

- WrestleMania 38 Boys and Girls Club Anti Bullying Rally.
- Annual Team Holiday Hospital Visits.

ODIGHIZUWA'S COWBOYS TOTALS

Year Team	GP-GS	DEFENSE								INTERCEPTIONS				FUMBLES REC					
		ST	AT	TT	Sks- Yds	Tk/ Ls	QB Prs	PBU	FF	No	Yds	Avg	Lg	TD	No	Yds	Avg	Lg	TD
2021 Dallas	16-12	20	14	34	2.0(-20)	4(-8)	12	0	0	0	0	0.0	0	0	0	0.0	0	0	0
Playoffs																			
2021 Dallas	1-0	3	4	7	0.0(0)	0(0)	1	0	0	0	0	0.0	0	0	0	0.0	0	0	0

ODIGHIZUWA'S CAREER GAME-BY-GAME DEFENSE

Game	2021 (Dallas)								2021 (Dallas) cont									
	ST	AT	TT	Sks Yds	Tk/ Ls	QB Prs	PBU		Game	ST	AT	TT	Sks Yds	Tk/ Ls	QB Prs	PBU		
L-@ TB 9/9	1	0	1						L-LV 11/25	2	0	2						
W-@ LAC 9/19	1	1	2			2			W-@ NO 12/2	2	1	3		1(-2)	1			
W-Phi 9/27	1	1	2	1.5(-17)		2			W-@ Was 12/12	1	1	2						
W-Car 10/3	1	0	1	0.5(-3)	1(-2)	1			W-@ NYG 12/19	RESERVE/COVID-19								
W-NYG 10/10	0	1	1		1(-1)	1			W-Was 12/26	1	0	1				3		
W-@ NE 10/17	2	0	2						L-Ari 1/22/22	2	0	2						
W-@ Min 10/31	0	3	3			1			W-@ Phi 1/8/22	1	2	3						
L-Den 11/7	1	2	3		1(-3)				Totals	20	14	34	2.0(-20)	4(-8)	12	0		
W-Atl 11/14	1	2	3						Playoffs									
L-@ KC 11/21	3	0	3			1			L-SF 1/6/22	3	4	7			1			

MICAH PARSONS

11 • Linebacker

6-3 • 248 • 5/26/99

Penn State • D1-'21 (12th overall)

NFL: 2nd Year • Cowboys: 2nd Year

Games/Starts: 2021-16/16; Career-16/16

Postseason: 2021-1/1; Career-1/1



2021

PRO: Micah Parsons was regarded as one of the top overall athletes in the 2021 NFL Draft, and the Dallas Cowboys were able to land the former Big Ten Linebacker of the Year when they traded out of the 10th spot - dropping to 12 and adding an extra third round pick to select him. The selection of Parsons did not disappoint, as the versatile all-around talent put together one of the most dynamic seasons by a rookie in club history. Besides earning a spot on the NFC Pro Bowl roster - the second Dallas rookie linebacker, fourth rookie defender and 12th overall rookie to earn a trip to the Pro Bowl - Parsons was honored as the first Cowboy to earn AP Defensive Rookie of the Year honors. He also became the first Cowboys defensive rookie to be named to the AP All-Pro Team. Through his rookie season, Parsons lined up at each of the different defensive positions and even handled a snap as the center on offense on the final play of the season-opener at Tampa Bay (9/9). Parsons led the team with a club rookie record 13.0 sacks (tied for third by a rookie in NFL history and sixth overall in the NFL in 2021). He was also atop club defensive charts for hurries (42) and tackles for loss (12) while finishing fifth with 64 tackles. Lofty expectations will follow Parsons as he embarks on his second season, and after a dominating first act, he is up to the charge.

TRANSACTION SUMMARY:

4/29/21: Drafted in the first round (12th overall) by Dallas.

2021:

- Started all 16 games he played, taking home AP Defensive Rookie of the Year honors - first Cowboy to win the award - while also becoming the first defensive rookie in Cowboys history to be named to the AP All-Pro Team.
- Became the second Dallas rookie linebacker (Leighton Vander Esch, 2018), fourth rookie defender (Mel Renfro, 1964; Everson Walls, 1981 and Vander Esch) and 12th overall rookie to earn a trip to the Pro Bowl.
- Led the defense with a club rookie record 13.0 sacks (tied for third by a rookie in NFL history and sixth in the NFL in 2021). Also atop the defensive charts for hurries (42) and tackles for loss (12) while finishing fifth with 64 tackles.
- Made his NFL debut, starting the opener at Tampa Bay (9/9) and had seven tackles, a pressure and a breakup.
- Started at defensive end at the LA Chargers (9/19) and had his first career sack along with four hurries and two tackles.
- In the Monday night home-opening win over Philadelphia (9/27), again started at end and notched two tackles, a half sack, a tackle for loss and a breakup.
- Against Carolina (10/3) started at linebacker and had a sack, three tackles and two hurries.
- Led the team with a season-high nine tackles along with three hurries in the win over the N.Y. Giants (10/10).
- Took home NFC Defensive Player of the Week honors after finishing at Minnesota (10/31) with eight tackles, four tackles for loss and a hurry.
- Posted seven tackles, one for a loss, and a season-high 2.5 sacks - second by a rookie in team history - against Denver (11/7).
- Had a sack, tackle for loss, four tackles and forced his first career fumble (on the sack) in the win over Atlanta (11/14), then started at end at Kansas City (11/21) and had one tackle, 2.0 sacks, a tackle for a loss and his second straight game with a strip sack.
- Started at defensive end on Thanksgiving Day against Las Vegas (11/25) and was credited with five tackles and a season-high seven hurries while adding one sack and a tackle for loss. Established a club rookie record with 9.0 sacks, surpassing DeMarcus Ware's 8.0 in 2005. It was also his fourth straight game with a sack, giving him 6.5 in the month of November - tied for the second-most in a month in club history.
- Named NFL Rookie of the Month for November, compiling 6.5 sacks, including at least one in every four games, to give him 9.0 on the season, establishing a club rookie record.
- Selected as the defensive captain at New Orleans (12/2) and reached 10.0 sacks on the season, adding one - his fifth straight game with a sack - along with three tackles, one for a loss - sixth straight game with a tackle behind the line - and four pressures.
- Had 2.0 sacks, a hurry and a forced fumble that was recovered by Dorance Armstrong and returned for a touchdown at Washington (12/12).
- His sack against Washington (12/26) gave him 13.0 on the year to tie Dwight Freeney and Reggie White for the third-most sacks by an NFL rookie. Also collected two tackles and four hurries.
- Placed on the Reserve/COVID-19 list for the regular season finale at Philadelphia (1/8/22), then returned to start his playoff debut in the Wild Card game against San Francisco (1/16/22), finishing with eight tackles, two for losses and a pressure.

COLLEGE:

- Opted out of the season due to COVID-19 in 2020.
- As a sophomore in 2019, played in all 13 games with 12 starts and led the defense for the second consecutive season, finishing with 109 tackles (25 more than the second place finisher), 14 tackles for losses (second), 5.0 sacks (tied for third), five breakups, four hurries, four forced fumbles and a fumble recovery.
- As a true freshman, led the team with 83 tackles to become the first freshman in school history to lead the team in tackles in 2018, starting one of the 13 games he played.

PERSONAL:

- Finished his prep career at Harrisburg, Pa., High School as a two-time letterman, finishing his senior year as a team captain with 55 tackles, 10.5 sacks and 17.5 tackles for loss on defense and 1,239 rushing yards, 99 receiving yards and 29 touchdowns on offense.
- Was a two-time letterman at Central Dauphin High School in Harrisburg, Pa.

COMMUNITY:

- 2022 Reliant Home Run Derby benefiting the Salvation Army.
- Annual Team Holiday Hospital Visits.

PARSONS' COWBOYS TOTALS

Year Team	GP-GS	DEFENSE										INTERCEPTIONS				FUMBLES REC			
		ST	AT	TT	Sks- Yds	Tkl/ Ls	QB Prs	PBU	FF	No	Yds	Avg	Lg	TD	No	Yds	Avg	Lg	TD
2021 Dallas.....	16-16	52	12 -	64	13.0(-120)	12(-35)	42	3	3	0	0	0.0	0	0	0	0	0.0	0	0
Playoffs																			
2021 Dallas.....	1-1	6	2 -	8	0.0(0)	2(-3)	1	0	0	0	0	0.0	0	0	0	0.0	0	0	

SINGLE-GAME HIGHS

- Tackles** – 9 vs. N.Y. Giants, 10/10/21
- Solo Tackles** – 7 vs. N.Y. Giants, 10/10/21
- Sacks** – 2.5 vs. Denver, 11/7/21
- TFLs** – 4 at Minnesota, 10/31/21
- Pressures** – 7 vs. Las Vegas, 11/25/21

PARSONS' SACKS BY QUARTERBACK

(13.0 total)

Taylor Heinicke.....3.0	Derek Carr1.0	Taysom Hill.....1.0
Terry Bridgewater.....2.5	Sam Darnold.....1.0	Matt Ryan.....1.0
Patrick Mahomes.....2.0	Justin Herbert.....1.0	Jalen Hurts.....0.5

PARSONS' CAREER GAME-BY-GAME

DEFENSE

Game	2021 (Dallas)									
	ST	AT	TT	Sks Yds	Tkl/ Ls	QB Prs	PBU			
L-@ TB 9/9.....	5	2 -	7			1	1			
W-@ LAC 9/19.....	2	0 -	2	1.0(-18)		4				
W-Phi 9/27.....	2	0 -	2	0.5(-6)	1(-2)	1	1			
W-Car 10/3.....	3	0 -	3	1.0(-8)		2				
W-NYG 10/10.....	7	2 -	9			3				
W-@ NE 10/17.....	4	2 -	6			1				
W-@ Min 10/31.....	7	1 -	8		4(-9)	1				
L-Den 11/7.....	6	1 -	7	2.5(-20)	1(-2)					
W-Atl 11/14.....	4	0 -	4	1.0(-9)	1(-3)					
L-@ KC 11/21.....	1	0 -	1	2.0(-10)	1(-7)	6				
L-LV 11/25.....	3	2 -	5	1.0(-7)	1(-1)	7				
W-@ NO 12/2.....	2	1 -	3	1.0(-11)	1(-1)	4				
W-@ Was 12/12....	1	0 -	1	2.0(-26)		1				
W-@ NYG 12/19....	0	1 -	1				1			
W-Was 12/26.....	2	0 -	2	1.0(-5)		4				
L-Ari 1/2/22.....	3	0 -	3		2(-10)	6				
W-@ Phi 1/8/22....	RESERVE/COVID-19									
Totals.....	52	12 -	64	13.0(-120)	12(-35)	42	3			
Playoffs										
L-SF 1/16/22.....	6	2 -	8		2(-3)	1				

TONY POLLARD

20 • Running Back

6-0 • 212 • 4/30/97

Memphis • D4-'19 (128th overall)

NFL: 4th Year • Cowboys: 4th Year

Games/Starts: 2021-15/0; Career-46/2

Postseason: 2021-1/0; Career-1/0



PRO: The Dallas Cowboys drafted running back Tony Pollard in the fourth round (128th overall) of the NFL Draft to be a complement to Ezekiel Elliott in the backfield and provide an electric weapon to the offensive arsenal. As a rookie, Pollard showed flashes of why the Cowboys drafted him, recording two 100-yard outings while also proving true as a reliable receiver out of the backfield. He finished his rookie season averaging 5.3 yards-per-rush (86 for 455 yards) with two scores and caught 15 passes for 107 yards with a touchdown. He also showed skills as a kickoff returner, taking back 14 kicks for 245 yards. Entrenched as the backup to Elliott, Pollard improved upon his rookie numbers in 2020, rushing 101 times for 435 yards (4.3) with four touchdowns, catching 28 passes for 193 yards with one score and placed fourth in the NFL with 766 kickoff return yards on 32 returns (23.9), playing in all 16 games with his first two starts. Pollard's 2021 campaign was an improvement on the previous two as he continued to display his versatility, rushing for a career-high 719 yards and two touchdowns on 130 carries to average a career-high 5.5 yards-per-clip - good for third in a single-season in club history. He also had career-highs in catches (39) and yards (337), while he registered his first career kickoff return touchdown, returning 17 for 489 yards with a 100-yarder on the year.

TRANSACTION SUMMARY:

4/26/19: Drafted in the fourth round (128th overall) by Dallas.

2021:

- Rushed for a career-high 719 yards and two touchdowns on 130 carries (5.5 avg.) and caught 39 passes for 337 yards in 15 games plays as a reserve running back.
- Also recorded 17 kick returns for 481 yards (28.8) and his first career score while tying for second on the team with five special teams tackles.
- Had 109 yards and a touchdown on 13 carries and caught three passes for 31 yards in the win at the LA Chargers (9/19).
- Had 14 carries for 75 yards as he teamed with Elliott to give Dallas 200 total rushing yards for the second consecutive game in the win over the N.Y. Giants (10/10).
- Selected as the special teams captain at Minnesota (10/31) and rushed for 26 yards on seven carries, caught one pass for one yard, returned one kickoff 22 yards and had one stop on special teams.
- Had his first career kick return for a touchdown, taking one 100 yards and finishing the Thanksgiving Day game against Las Vegas (11/25) with three returns for 129 yards, 10 rushes for 36 yards, four receptions for 32 yards and two special teams tackles.
- Had a career-long 58-yard scoring jaunt, finishing at New Orleans (12/2) with 71 yards on seven carries, catching two passes for three yards and returning one kick 22.
- At the N.Y. Giants (12/19) led the team with 74 yards on 12 carries and caught three passes for 13 yards, then was the offensive captain against Washington (12/26) and rushed eight times for 34 yards and caught two passes for 16.
- With nine rushing yards and 49 receiving yards against Arizona (1/2/22), topped 1,000 scrimmage yards on the season - his first career 1,000 scrimmage yard season.

2020:

- Played in all 16 games, starting the first two games of his career, and rushed for 435 yards and four touchdowns on 101 carries while catching 28 passes for 193 yards and a touchdown.
- Was fourth in the NFL with 766 kickoff return yards and tied for second with 32 returns.
- Twice selected as a team captain - once on offense and once on special teams.
- Logged his first career start as Dallas opened against Atlanta (9/20) with two running backs. Topped 100 kickoff return yards for the first time in his career.
- Notched a season-long kickoff return of 67 yards at Washington (10/15).
- Selected as a team captain for the game at Philadelphia (11/1) and rushed seven times for 40 yards, caught two passes for 24 and returned three kicks for 49.
- Selected as the special teams captain for Week 11 at Minnesota (11/22) and rushed five times for 60 yards with a 42-yard touchdown.
- Went for a season-high 126 kickoff return yards at Baltimore (12/8).

2019:

- Served as the primary backup to Elliott and played in 15 games, rushing 86 times for 455 yards (5.3) with two touchdowns. Added 15 catches for 107 yards and a touchdown and returned 14 kickoffs 245 yards.
- Made his NFL debut in the opener against the N.Y. Giants (9/8) and had 24 yards on 13 carries, then had his first career catch the next week for three yards at Washington (9/15).
- Tallied his first career 100-yard outing and touchdown, finishing the game against Miami (9/22) with 103 yards and the touchdown. Teamed with Elliott (125) to mark the fourth time in franchise history the Cowboys had a pair of 100-yard rushers in the same game.
- Had his first career receiving touchdown at Detroit (11/17). Along with Elliott's receiving score, it marked the first time since 2001 Dallas had two running backs each with a receiving touchdown.
- Had a season-high 131 yards on 12 carries with a touchdown and a season-long of 44 yards against the LA Rams (12/15). With Elliott's 117 yards, it was the second time on the season Dallas had two rushers top 100 yards in the same game - the first time it has happened multiple times in a season and fifth time overall. The last NFL team with two rushers topping 100 yards each in a game multiple times in a season was Houston in 2011.

COLLEGE:

- Set career-bests with 78 rush attempts for 552 yards and six touchdowns, adding 39 catches for 458 yards and three touchdowns through the air as a junior.
- Named first-team All-America by Walter Camp and Football Writers of America after leading the nation in kick return average (40.0) and tied for the lead with four kick return touchdowns. Played in all 13 games and finished with 1,649 all-purpose yards (fourth-most in school history), recording 36 catches for 536 yards, 230 rushing yards and 10 total touchdowns.
- Played in all 13 games with seven starts as a redshirt freshman, ranking among FBS leaders in kick return yards (1,068, second) and touchdowns (two, second).
- Finished third on the team with 29 catches for 298 yards and two touchdowns, adding 159 yards on the ground.
- Redshirted as a true freshman in 2015.

PERSONAL:

- Was a two-way all-district selection at both wide receiver and defensive back at Melrose High School in Memphis, Tenn., registering over 1,200 receiving yards and 20 touchdowns a senior in 2014.
- Earned his degree in sport and leisure management at Memphis.

COMMUNITY:

- 2019 Rookie Club presented by Essilor USA.
- 2019 Reliant Home Run Derby benefiting the Salvation Army.
- 2019 Dallas Cowboys U High School Camp.
- 2019 Early Thanksgiving Day Meal at The Salvation Army.
- Annual Team Holiday Hospital Visits.
- Kick Off Luncheon and Dallas Cowboys Family Cookbook benefiting Happy Hill Farm.
- Make-A-Wish Foundation of North Texas.
- Salvation Army Angel Tree Christmas Program.

POLLARD'S COWBOYS TOTALS

Year Team	GP-GS	RUSHING					RECEIVING					
		No	Yds	Avg	Long	TD	No	Yds	Avg	Long	TD	
2019 Dallas	15-0	86	455	5.3	44t	2	15	107	7.1	21t	1	
2020 Dallas	16-2	101	435	4.3	42t	4	28	193	6.9	30	1	
2021 Dallas	15-0	130	719	5.5	58t	2	39	337	8.6	32	0	
Totals	46-2	317	1,609	5.1	58t	8	82	637	7.8	32	2	
Playoffs												
2021 Dallas	1-0	4	14	3.5	8	0	2	12	6.0	10		
Year Team												
2019 Dallas		No	Yds	Avg	Long	TD	ST	AT	TT	FF	FR	Blk
2020 Dallas		14	245	17.5	30	0	0	0	0	0	0	0
2021 Dallas		32	766	23.9	67	0	1	0	1	0	0	0
2021 Dallas		17	489	28.8	100t	1	5	0	5	0	0	0
Totals		63	1,500	23.8	100t	1	6	0	6	0	0	0
Playoffs												
2021 Dallas		2	50	25.0	32	0	0	0	0	0	0	0

SINGLE-GAME HIGHS

- Carries** – 14 vs. Washington, 12/29/19 and vs. N.Y. Giants, 10/10/21
- Rushing Yards** – 131 vs. LA Rams, 12/15/19
- Rush Average** – 12.0 (5 for 60) @ Minnesota, 11/22/20
- Long Run**– 58t @ New Orleans, 12/2/21
- Receptions** – 6 vs. San Francisco, 12/20/20 and vs. Atlanta, 11/14/21
- Receiving Yards** – 63 vs. San Francisco, 12/20/20
- Kickoff Returns** – 5 vs. Atlanta, 9/20/20
- Kickoff Return Yards** – 129 vs. Las Vegas, 11/25/21
- Long Kickoff Return** – 100t vs. Las Vegas, 11/25/21

POLLARD'S CAREER GAME-BY-GAME
RUSHING

Game	2019 (Dallas)				
	No	Yds	Avg	Long	TD
W-NYG 9/8.....	13	24	1.8	6	0
W-@ Was 9/15	4	22	5.5	10	0
W-Mia 9/22.....	13	103	7.9	28	1
L-@ NO 9/29.....					
L-GB 10/6.....	4	19	4.8	7	0
L-@ NYJ 10/13....	3	13	4.3	10	0
W-Phi 10/20.....	8	28	3.5	11	0
W-@ NYG 11/4....	3	21	7.0	10	0
L-Min 11/10.....	1	-4	-4.0	-4	0
W-@ Det 11/17....	2	12	6.0	7	0
L-@ NE 11/24....	4	19	4.8	8	0
L-Buf 11/28.....	3	7	2.3	4	0
L-@ Chi 12/5.....					
W-LAR 12/15.....	12	131	10.9	44t	1
L-@ Phi 12/22....	2	0	0.0	1	0
W-Was 12/29....	14	60	4.3	11	0
Totals	86	455	5.3	44t	2

Game	2020 (Dallas)				
	No	Yds	Avg	Long	TD
L-@ LAR 9/13.....	2	10	5.0	6	0
W-Atl 9/20.....	2	6	3.0	3	0
L-@ Sea 9/27.....					
L-Cle 10/4.....	3	16	5.3	8	1
W-NYG 10/11....	6	30	5.0	13	0
L-Ari 10/19.....	10	31	3.1	12	0
L-@ Was 10/25....	8	16	2.0	6	0
L-@ Phi 11/1.....	7	40	5.7	14	0
L-Pit 11/8.....	9	57	6.3	20	0
W-@ Min 11/22....	5	60	12.0	42t	1
L-Was 11/26....	4	12	3.0	5	0

Game	2020 (Dallas), cont.				
	No	Yds	Avg	Long	TD
L-@ Bal 12/3.....	8	22	2.8	12	0
W-@ Cin 12/13....	11	39	3.5	17	0
W-SF 12/20.....	12	69	5.8	40t	2
W-Phi 12/27.....	9	12	1.3	7	0
L-@ NYG 1/3/21..	5	15	3.0	6	0
Totals	101	435	4.3	42t	4

Game	2021 (Dallas)				
	No	Yds	Avg	Long	TD
L-@ TB 9/9.....	3	14	4.7	11	0
W-@ LAC 9/19....	13	109	8.4	28	1
W-Phi 9/27.....	11	60	5.5	11	0
W-Car 10/3.....	10	67	6.7	18	0
W-NYG 10/10....	14	75	5.4	17	0
W-@ NE 10/17....	10	41	4.1	9	0
W-@ Min 10/31....	7	26	3.7	7	0
L-Den 11/7.....	4	11	2.8	8	0
W-Atl 11/14....	11	42	3.8	15	0
L-@ KC 11/21....	7	50	7.1	31	0
L-LV 11/25.....	10	36	3.6	12	0
W-@ NO 12/2....	7	71	10.1	58t	1
W-@ Was 12/12..					
W-@ NYG 12/19..	12	74	6.2	17	0
W-Was 12/26....	8	34	4.3	9	0
L-Ari 1/2/22....	3	9	3.0	5t	0
W-@ Phi 1/8/22..					
Totals	130	719	5.5	58t	2

Game	2021 (Dallas)				
	No	Yds	Avg	Long	TD
L-SF 1/16/22....	4	14	3.5	8	0

DAK PRESCOTT

4 • Quarterback

6-2 • 228 • 7/29/93

Mississippi State • D4b-'16 (135th overall)

NFL: 7th Year • Cowboys: 7th Year

Games/Starts: 2021-16/16; Career-85/85

Postseason: 2021-1/1; Career-4/4



PRO: With their eyes toward the future, the Dallas Cowboys picked Dak Prescott out of Mississippi State with the team's second selection in the fourth round (135th overall) of the 2016 NFL Draft. The move was a rare one for Dallas, as Prescott became the first quarterback drafted by the Cowboys since Stephen McGee in 2009, and only the fifth in the common draft since Jerry Jones bought the team in 1989. Prescott was slotted as Dallas' third quarterback when 2016 training camp opened, but midway through camp, a leg injury to Kellen Moore made Prescott Tony Romo's backup. His role as the primary backup was short-lived as Prescott was thrust into the role as the club's starter after Romo suffered a back injury in a preseason game at Seattle. After losing the season opener, Prescott led the Cowboys on a club-record 11-game win streak to a franchise-tying 13-3 record and the NFC East Division crown. Prescott set club rookie records with 3,667 yards, 23 touchdowns and four interceptions on 311-of-459 passing (67.8%) for an NFL rookie record 104.9 rating while becoming the first quarterback in NFL history drafted in the fourth round-or-later to start all 16 games as a rookie. He also became the first rookie quarterback in team history to be named to the Pro Bowl and the first to win AP Offensive Rookie of the Year. He returned as the incumbent starter and was elected as a team captain by teammates, finishing 2017 with 3,324 yards and 22 touchdowns to become the first quarterback in team history to pass for at least 3,000 yards and 20 touchdowns in each of his first two pro seasons. Prescott extended that streak to three seasons, finishing 2018 with 3,885 yards and 22 touchdowns while completing 356 passes on 526 attempts as he propelled Dallas to a 10-6 record and its second NFC East Division crown on his watch. In 2019 Prescott led Dallas to an 8-8 record, barely missing the playoffs as he became only the second Cowboys quarterback to top 4,000 yards in a season, finishing with 4,902 yards - second in team history. He also had career-bests in attempts (596-second in team history), completions (368-second) and passing touchdowns (30-fifth), while finishing with his second-best passer rating (99.7-fifth). Prescott's fifth season was off to an explosive start before it came to a crashing end just five weeks in, suffering a devastating ankle injury that required surgery. Through five games, Prescott led all NFL passers in attempts (222), completions (151) and passing yards (1,856) while tying for fourth with nine scores and placing sixth with a 99.6 rating. After undergoing sur-

gery and spending the remainder of the season intensely rehabbing the injury, Prescott was awarded for his performance on and off the field, signing the biggest contract in team history on March 10, 2021, keeping him in Dallas through at least 2024. In his return to the field in 2021, Prescott made a statement as he completed a career-high (second in team history) 410 passes on 596 attempts (tied for second in his career and in team history) for 4,449 yards (fourth in team history) and a club-record 37 touchdowns. While throwing only 10 interceptions on the year, he was third in the NFL with a 104.2 rating (second in his career, fourth in team history). As Prescott's comeback tour ended in a Wild Card Round loss to San Francisco, the now seventh-year vet is primed and poised to take the Cowboys to the next level.

TRANSACTION SUMMARY:

- 3/10/21:** Signed a four-year contract with Dallas through 2024.
- 10/19/20:** Placed on Reserve/Injured with an ankle injury.
- 6/22/20:** Signed a one-year contract with a franchise player tag.
- 4/30/16:** Drafted in the fourth round (135th overall) by Dallas.

2021:

- Threw a team-record 37 touchdowns and totaled 4,449 yards (fourth in team history) with 10 interceptions, completing a career-high 410 passes (second in team history) on 596 attempts (second in his career and in team history) for a 104.2 rating (second in his career, third in the NFL in 2021 and fourth in team history).
- Added 48 runs for 146 yards and a touchdown.
- Took home the club's Ed Block Courage Award for overcoming his injury suffered in 2021 and also earned NFC Offensive Player of the Week three times on the season - Weeks 6, 16 and 18.
- Named the offensive captain in his return to the field in the opener at Tampa Bay (9/9) and completed 42 passes on a career-high tying 58 attempts for 403 yards, three touchdowns and an interception.
- Completed 85.2% of his passes (23-of-27) for 237 yards with one interception in the win at the LA Chargers (9/19).
- In the home-opening Monday night win over Philadelphia (9/27), went 21-of-26 for 238 yards with three touchdowns and a 143.3 rating (third in his career).
- Threw for four touchdowns and 188 yards on 14-of-22 passing against Carolina (10/3), notching his 21st career game with at least three touchdowns and his fifth career game with at least four. Three of his touchdowns came in the third quarter, becoming the second Cowboy (Romo in 2007) to have three touchdowns in a quarter.
- Led Dallas to a big win over the N.Y. Giants (10/10), completing 22-of-32 passes for 302 yards, three touchdowns and an interception. Moved into third in team history with his 38th career 100.0-rating game (116.9) and notched his third straight game with at least three touchdowns.
- Selected as the offensive captain and earned NFC Offensive Player of the Week honors for his performance at New England (10/17). Threw for a season-high 445 yards and three touchdowns, including the 35-yard game-winner in overtime, on 36-of-51 passing (70.6%) with a 108.7 quarterback rating.
- At Minnesota (10/31) was inactive for the first time in his career after suffering a calf injury on the final play of the Patriots game.
- Added his 25th career rushing score while going 24-of-31 passing for 296 yards and two touchdowns with a 127.9 rating in the 40-point win over Atlanta (11/14).
- On Thanksgiving Day against Las Vegas (11/25), passed Danny White (1,761) for third in completions in franchise history, finishing 32-of-47 for 375 yards, two touchdowns and a 106.3 rating.
- Selected as a team captain for the game at New Orleans (12/2) and completed at least 65.0% of his passes for the ninth time on the season.
- Earned NFC Offensive Player of the Week honors after his performance against Washington (12/26), completing 28-of-39 passes (71.8%) for 330 yards and four touchdowns for a 131.4 rating. Became the first quarterback in NFL history to throw a touchdown to a running back, wide receiver, tight end and offensive lineman in a regular season game.
- Throwing for 226 yards against Arizona (1/2/22), topped 4,000 yards on the season for the second time in his career. His three touchdowns gave him 32 for the season - a career-high - and marked his 10th multi-touchdown game of the season.
- Threw a single-game career-high and franchise-record tying five touchdowns on 21-of-27 passes for 295 yards and a 151.8 rating in just three quarters in the season finale at Philadelphia (1/8/22), giving him a club record 37 touchdowns on the season.

2020:

- Missed 11 games on Reserve/Injured after suffering an ankle injury Week 5 against the N.Y. Giants (10/11).
- Finished the season completing 151-of-222 passes (68.0) for 1,856 yards with nine touchdowns to four interceptions in just five starts.
- Added three rushing touchdowns and 93 yards on 18 carries and caught his first career pass for an 11-yard touchdown in the game he suffered the injury.
- Selected as the offensive captain for Week 1.
- Took home NFC Offensive Player of the Week honors after going 34-of-47 for 450 yards and a touchdown while rushing five times for 18 yards and three touchdowns against Atlanta (9/20) to become the first NFL passer to throw for 400 yards and rush for three scores. It was the first multi-rushing touchdown game by a Dallas quarterback since Troy Aikman (two, against Arizona, (9/6/98) and the first to rush for three in the NFL since Russell Wilson against Buffalo (12/16/12).
- At Seattle (9/27) completed 37-of-57 passes for 472 yards with three touchdowns and two interceptions. His 57 throws were a then career-high and his 37 completions were then second. For the first time in club history a Dallas quarterback passed for 400 yards in consecutive games, and only Ryan Fitzpatrick (three games in 2019) held a longer streak.
- Tied Fitzpatrick (three in 2019) for the most consecutive 400-yard games in NFL history, throwing for a personal-best 502 yards (second in team history) with four touchdowns on 41-of-58 passes with one interception against Cleveland (10/4). Became only the second Dallas quarterback to pass for 500 yards in a game (Romo, 506, vs. Denver, 10/6/13).
- Went 14-of-21 for 166 yards with a touchdown, rushed two times for seven yards and caught an 11-yard touchdown pass from Cedrick Wilson before a fractured ankle ended his season against the N.Y. Giants. Became the second Cowboys quarterback with a touchdown catch (Danny White, twice).

2019:

- Became only the second quarterback - fifth time - in franchise history to pass for 4,000 yards and 30 touchdowns in a single season.

- Set single-season career-highs in passing yards (4,902 - second in franchise history), attempts (596 - second) and yards-per-attempt (8.2).
- Part of the first group in team history to boast a 4,000-yard passer (Prescott), a 1,000-yard rusher (Ezekiel Elliott) and a 1,000-yard receiver (two - Amari Cooper and Michael Gallup) in a season.
- Twice named NFC Offensive Player of the Week - Weeks 1 and 11.
- Selected as a team captain for 2019.
- Named NFC Offensive Player of the Week after notching his second career 400-yard game, opening the season against the N.Y. Giants (9/8) with 405 yards and four touchdowns on 25-of-32 passes (78.1) with a perfect quarterback rating (158.3). He became the second Cowboy with a perfect rating (Craig Morton) and the fourth quarterback to register a perfect rating while attempting at least 30 passes in league history.
- Started his 50th career game and completed 26-of-30 passes for 269 yards and three touchdowns at Washington (9/15). His 86.7 completion percentage was second in his career, and he completed a career-high tying 18 consecutive passes (second in team history). Rushed for 69 yards with a 42-yard long - longest by a Dallas quarterback. Also topped 1,000 career rushing yards.
- With two touchdowns against Miami (9/22), reached 75 career touchdowns passes, doing so in 51 games - the second-fastest Cowboy to reach the mark in games played under center (Romo-37) and fastest in total games.
- Had a season-high 463 passing yards on 27-of-44 passes with two touchdowns and three interceptions against Green Bay (10/6).
- Added rushing touchdowns in consecutive games with one each at the N.Y. Jets (10/13) and against Philadelphia (10/20), giving him the most career rushing touchdowns by a Cowboys quarterback (21).
- Earned NFC Offensive Player of the Week honors (second time on the season) at Detroit (11/17) after throwing for 444 yards and three touchdowns on 29-of-44 passes with a 116.6 rating.
- Established a single-season high in passing yards after throwing for 334 yards at Chicago (12/5) to become the second Cowboys passer (Romo) to top 4,000 yards in a season.

2018:

- Started all 16 games for the third consecutive season - the first Cowboys signal caller to start all 16 games in each of his first three seasons.
- Led Dallas to a 10-6 record and the NFC East championship - his second title in three years.
- Named to the Pro Bowl as a replacement for Drew Brees.
- Had then career-highs for attempts (526), completions (356) and passing yards (3,885) with 22 touchdowns, eight interceptions and a 96.9 rating.
- Also rushed a club quarterback record 75 times for 305 yards and six scores, tying his club record.
- Topped Morton (685) for sixth in completions in team history after throwing for 255 yards and two touchdowns on 17-of-27 passes. Led Dallas on his 10th game-winning drive - sixth come-from-behind win.
- Rushed a career-high 11 times for a career-high (second among quarterbacks in team history) 82 yards in the win against Jacksonville (10/14). Led the team on four straight scoring drives to open the game, throwing for 183 yards and two touchdowns on 17-of-27 passes.
- Had 289 yards with two touchdowns, including a career-long 90-yarder, and a season-best 121.6 rating on 22-of-31 passing on Thanksgiving Day against Washington (11/22). His 90-yard scoring throw to Cooper tied the third-longest passing play in team history. He also rushed for a touchdown, giving him three straight games with a rushing score - longest streak in his career.
- Completed 18 consecutive passes (career-best and second in team history), finishing the game against New Orleans (11/29) with 248 yards and a touchdown on 24-of-28 passes (85.7). Threw for 192 yards in the first half. Also moved into sixth in team history in pass attempts.
- Had then career-highs for attempts (54) and completions (42) for 455 yards, three touchdown throws and 23 passing first downs in the win over Philadelphia (12/9). Had a long pass of 75 yards for a touchdown, his second 75-plus yard scoring toss of the season. Also crossed 10,000 career passing yards in the game.
- Threw a career-high four touchdown passes with 387 yards on 27-of-44 passes with a 120.2 rating in the finale at the N.Y. Giants (12/30).
- Went 22-of-33 (66.7) for 226 yards with one touchdown and an interception in the Wild Card win over Seattle (1/5/19). Also rushed six times for 29 yards with one touchdown to become the first Cowboys passer with a rushing and a passing score in a playoff game.
- Completed 20-of-32 passes for 266 yards and a touchdown in the Divisional Playoff at the LA Rams (1/12/19).

2017:

- Selected as a team captain and started all 16 games, completing 308-of-490 passes (62.9%) for 3,324 yards, 22 touchdowns and 13 interceptions.
- Had a team quarterback record 357 rushing yards with six touchdowns on 57 runs.
- On his second attempt at Denver (9/17), became the first quarterback in NFL history to have less than five interceptions in his first 500 career attempts. Attempted a then career-high 50 passes, completing 30.
- Threw for three touchdowns in consecutive games (vs. LA Rams, 10/1, and vs. Green Bay, 10/8) for the first time in his career. Also rushed for a score against the Packers.
- Became the 10th Dallas Cowboy to reach 5,000 passing yards and the third Cowboy (sixth time) to register three consecutive games with three touchdown passes, finishing at San Francisco (10/22) 16-of-25 for 234 yards and three touchdowns. Rushed for one touchdown and 26 yards on four carries.
- With a rushing score against Kansas City (11/5), became the third Cowboys quarterback with 10 career rushing touchdowns and the second NFL passer (Cam Newton) with at least 35 passing scores and 10 rushing scores in a player's first two seasons.
- With his rushing touchdown at Atlanta (11/12), joined Dan Marino, Daunte Culpepper and Kurt Warner as the only quarterbacks in NFL history with 50 combined (passing and rushing) touchdowns in a player's first two seasons.
- Threw for 332 yards at the N.Y. Giants (12/10) with three touchdowns and a 131.7 rating on 20-of-30 passing. All three of his scores were from 20-or-more yards (20, 50 and 81). He also completed a 54-yard pass to make him one-of-two quarterbacks in 2017 (Russell Wilson) with three completions of 50-plus yards in a single game.
- With 32 rush yards at Oakland (12/17), became the fourth Dallas quarterback to rush for 300 yards in a season.

2016:

- Started all 16 games and steered the club to a franchise-tying 13-3 record, tying the most wins by a rookie quarterback in NFL history.
- Set club rookie records with 3,667 yards, 23 touchdowns and only four interceptions on 311-of-459 passing (67.8%) for an NFL rookie record 104.9 quarterback rating while becoming the first quarterback in NFL history drafted in the fourth round-or-later to start all 16 games as a rookie.

- Was the club's second-leading rusher - 57 for 282 yards (4.9) with six touchdowns - then the most by a Dallas quarterback in a season.
- Became the first rookie quarterback in team history to be named to the Pro Bowl and the first to win AP Offensive Rookie of the Year. Along with Elliott, the duo became the first pair of Dallas rookies to be selected to the Pro Bowl.
- Named NFL Offensive Rookie of the Month (November) as the first rookie quarterback in the Super Bowl era to go 4-0 with no interceptions in a calendar month. Became the first Dallas rookie quarterback to win the award.
- Made his NFL debut in the opener against the N.Y. Giants (9/11) as only the fourth rookie quarterback to start a season opener in team history. Completed 25-of-45 (55.6%) passes for 227 yards with no touchdowns and no interceptions. Was the 13th rookie quarterback to start a game for Dallas and the 40th different quarterback to start a game for the club.
- At Washington (9/18) earned his first win, completing 22-of-30 passes (73.3) for 292 yards. Added one rush for a six-yard touchdown - his first score as a pro. Set an NFL record by attempting 75 passes with no interceptions in the first two games of a player's career.
- Completed 19-of-24 passes (79.2) for 248 yards and his first career passing touchdown - a 17-yarder to Dez Bryant - and a 123.6 rating in the win over Chicago (9/25). Became the first rookie quarterback in team history with consecutive 100-rating games. Also added 36 yards on four runs with a touchdown.
- Against Cincinnati (10/9) completed 18-of-24 passes (75.0) for 227 yards and a touchdown and rushed seven times for four yards and a score. Logged his fourth straight 100.0-rating game - the longest streak and the most total games by a rookie in Cowboys history. Also had a 70.0-or-better completion percentage in his fourth straight game - longest by a rookie and tied Romo for the longest streak in club history.
- Established an NFL record with 176 consecutive attempts (Tom Brady-162) before throwing his first interception at Green Bay (10/16) for the longest streak by a quarterback to start his career. Logged his fifth straight 100.0-rating game - most by a rookie and tied the second-longest streak in team history.
- Led the team on a 10-point fourth quarter come back and overtime win against Philadelphia (10/30). Added a rushing touchdown. Took over the top spot, previously held by Aikman (1,773), for passing yards in a season by a club rookie.
- Threw for 247 yards and three touchdowns, completing 77.8% of his passes (21-of-27), no interceptions and a 141.8 rating at Cleveland (11/6). Became the third rookie quarterback with an 83-game win streak (Ben Roethlisberger, 2004 and Kyle Orton, 2005) and the first rookie in the NFL with six 100.0-rating games in his team's first eight games. His 141.8 rating was sixth by a rookie - second among those with 20-or-more attempts. Became the first Cowboys rookie quarterback with multiple three-touchdown games.
- In the win at Pittsburgh (11/13), completed 22-of-32 passes (68.8) for a season-high 319 yards (second by a rookie in team history) with two touchdowns and a 121.7 rating. It marked his eighth straight win, tying the second-longest streak by a rookie quarterback in NFL history. Had a season-long 83-yard scoring pass, along with a 50-yard scoring pass, becoming the first club rookie, seventh passer and 18th time a Cowboy had two 50-plus yard passing touchdowns in a game. Logged his seventh 100.0-rating game of the season - fourth in the NFL by a rookie and the first rookie in NFL history with seven 100.0-rating games in his team's first nine games.
- Against Baltimore (11/20) logged his eighth 100.0-rating game of the season - tied for second by an NFL rookie and tied for fifth in club history. Had his sixth game with a 70.0-or-better completion percentage, tied for the most by an NFL rookie. Had his second 300-yard game - most by a Dallas rookie. Became the fourth Cowboys quarterback with consecutive 300-yard days and became the first NFL rookie to pass for 300-plus yards and two-plus touchdowns with no interceptions in consecutive games.
- On Thanksgiving Day against Washington (11/24), completed 70.8% (17-of-24) of his passes for 195 yards, one touchdown and a 108.9 rating to tie Russell Wilson (nine) for the most 100.0-rating games by a rookie in the Super Bowl era. His nine 100.0-rating games also tied Romo for third in a Cowboys season. His 70.8 completion percentage gave him his NFL rookie record seventh 70.0-rating game.
- Logged his 10th 100.0-rating game at Minnesota (12/1) to tie Romo for the most in a season in club history.
- Had the club's highest single-game completion percentage - second in NFL history - with an 88.9% (minimum 30 attempts), completing 32-of-36 passes for 279 yards against Tampa Bay (12/18). Completed his first nine passes, then had a streak of eight before closing the game with 12 consecutive completions. Topped 70.0% in a game for the eighth time to tie Aikman (1993) and Romo (2012) for the most games with a completion percentage above 70.0 in a season in team history. Completed each of his 11 second half throws to become the first rookie quarterback (minimum 10) to complete all of his second half passes. Added his sixth rushing score of the year, breaking a tie with Meredith for the most by a Dallas quarterback in a season.
- Completed 75.0% of his passes (15-of-20) and recorded a 148.3 rating - the highest rating by a Dallas rookie, ninth overall and second among rookies (minimum 20 attempts), 10th (minimum 10 attempts) in NFL history against Detroit (12/26). Threw three touchdowns - his fourth three-touchdown game of the season, tied for first by a rookie in league history. It was his club-record 11th 100.0-rating game to make him the first rookie in NFL history with 11 and the eighth different quarterback to 11. Established a club record with his ninth game above 70.0%. Became the first rookie in NFL history drafted in the fourth round-or-later to start each of his club's first 15 games and tied Roethlisberger (13) for the most wins by a rookie in league history. From the previous game, through his first four throws, had a streak of 16 consecutive completions - third in team history.
- Became the first Cowboys rookie quarterback to start a playoff game and just the second to attempt a postseason pass in the Divisional Game against Green Bay (1/15/17). Went 24-of-38 for 302 yards, three touchdowns and a 103.2 rating - all single-game postseason rookie highs - with one interception. His 302 yards were second by an NFL rookie in a postseason game and seventh in a playoff game overall in team history. He became the first NFL rookie passer with three scoring tosses in a game, and his 103.2 rating was third by a league rookie.

COLLEGE:

- Completed 316-of-477 passes (66.2) for 3,793 yards with 29 touchdowns and five interceptions - all career-bests - while starting all 13 games as a senior at MSU. Also rushed 160 times for 588 yards (3.7) and 10 touchdowns.
- Accounted for 39 total touchdowns and 4,381 yards of total offense as one-of-four players nationally with at least 25 passing touchdowns and 10 rushing touchdowns.
- Started all 13 games as a junior and shattered 12 school single-season statistical records while leading the program to its highest poll finish since 1940 and its first Orange Bowl in 73 years.
- Was an honorable mention All-American while becoming the first finalist in school history for the Maxwell, Davey O'Brien and Johnny Unitas Awards.
- Broke school records for rushing yards by a quarterback (986), total offense (4,435), total offense per-game (341.2), touchdowns responsible (41), completion percentage (61.6), passing yards (3,449), passing yards-per-game (265.3), 200-yard passing games (12), passing touchdowns (27) and passing efficiency (151.7).
- Scored 15 touchdowns (14 rush, one receiving) to finish fifth nationally in points responsible for with 252.

- Was part of a two-quarterback system with Tyler Russell while seeing action in 11 total games - with seven starts - as a sophomore.
- Completed 156-of-267 passes for 1,940 yards with 10 touchdowns and seven picks, compiled a team-best 829 rushing yards on 134 carries with 13 scores, and also caught two passes – both for touchdowns.
- Set the then MSU single-season record for quarterback rushing yards with 829, while his 13 rushing scores were second-most by a quarterback in MSU history.
- Accounted for 25 touchdowns on the year, which ranked second in MSU history.
- Completed 18-of-29 passes for 194 yards with four touchdowns and no interceptions and rushed 32 times for 118 yards with four scores on the ground as a redshirt freshman.
- Sat out his true freshman year as a redshirt.

PERSONAL:

- Rayne Dakota "Dak" Prescott attended Houghton, La., High School where he was named first-team all-state by the Louisiana Sports Writers Association.
- Led the Buccaneers to an undefeated regular season and a berth in the 4A state quarterfinals as a senior and completed 159-of-258 passes (62.0) for 2,860 yards and 39 touchdowns and rushed for 951 yards and 17 touchdowns on 90 attempts (10.6).
- Earned his undergraduate degree in educational psychology in December 2014 and received his master's degree in workforce leadership in December 2015 while at Mississippi State.

COMMUNITY:

- 2016 Rookie club presented by UnitedHealthcare.
- 2016 Cowboys Youth Combine Guest Coach.
- 2016-19 Dallas Cowboys U High School Camp.
- 2016-20 NFL My Cause My Cleats campaign - American Cancer Society.
- 2017-18 Children's Cancer Fund Fashion Show.
- 2017 Draft Day/Fan Appreciation Party.
- 2017-19, 22 Reliant Home Run Derby benefiting The Salvation Army.
- 2017-19 Dirk Nowitzki Heroes Celebrity Baseball Game.
- 2017 The Salvation Army Disaster Relief Telethon for Hurricane Harvey.
- 2017-18 Early Thanksgiving Meal at The Salvation Army.
- 2018-19 hosts Woman's Football Clinic.
- 2019 visit to Café Momentum; a restaurant giving youth a second chance after the juvenile system.
- 2019 Grand Prairie Police Youth Boxing Gym grand opening.
- 2020 The Salvation Army virtual surprise with veterans receiving mental health and substance abuse counseling.
- 2022 NFL My Cause My Cleats campaign - Faith Fight Finish Foundation.
- Annually hosts youth football camps.
- Annual Team Holiday Hospital Visits.
- Kick Off Luncheon and Dallas Cowboys Family Cookbook benefiting Happy Hill Farm.
- Make-A-Wish Foundation of North Texas.
- Salvation Army Angel Tree Christmas Program.



MISSION: The Faith Fight Finish foundation by Dak Prescott invests in the future of our youth by empowering individuals, families, and communities to find strength through adversity. The foundation focuses on fighting cancer and offering assistance to those facing life-challenging hardships; in honor of Dak's Mom, Peggy!

PRESCOTT'S COWBOYS TOTALS

Year Team	GP-GS	PASSING											
		Att	Cmp	Yds	Pct	Yds/Att	TD	TD%	Int	Int%	Long	Sacks	Rating
2016 Dallas	16-16	459	311	3,667	67.8	8.0	23	5.0	4	0.9	83t	25/143	104.9
2017 Dallas	16-16	490	308	3,324	62.9	6.8	22	4.5	13	2.7	81t	32/185	86.6
2018 Dallas	16-16	526	356	3,885	67.7	7.4	22	4.2	8	1.5	90t	56/347	96.9
2019 Dallas	16-16	596	388	4,902	65.1	8.2	30	5.0	11	1.8	62	23/151	99.7
2020 Dallas	5-5	222	151	1,856	68.0	8.4	9	4.1	4	1.8	58	10/66	99.6
2021 Dallas	16-16	596	410	4,449	68.8	7.5	37	6.2	10	1.7	51	30/144	104.2
Totals	85-85	2,889	1,924	22,083	66.6	7.6	143	4.9	50	1.7	90t	176/1,036	98.7

Playoffs

2016 Dallas	1-1	38	24	302	63.2	7.9	3	7.9	1	2.6	40t	2/11	103.2
2018 Dallas	2-2	65	42	492	64.6	7.6	2	3.1	1	1.5	44	2/18	91.3
2021 Dallas	1-1	43	23	254	53.5	5.9	1	2.3	1	2.3	38	5/40	69.3
Totals	3-3	146	89	1,048	61.0	7.2	6	4.1	3	2.1	44	9/69	87.9

RUSHING

Year Team	No	Yds	Avg	Long	TD
2016 Dallas	57	282	4.9	18	6
2017 Dallas	57	357	6.3	21	6
2018 Dallas	75	305	4.1	28	6
2019 Dallas	52	277	5.3	42	3
2020 Dallas	18	93	5.2	12	3
2021 Dallas	48	146	3.0	21	1
Totals	307	1,460	4.8	42	25

Playoffs

2016 Dallas	2	13	6.5	9	0
2018 Dallas	8	32	4.0	16	2
2021 Dallas	4	27	6.8	17	1
Totals	14	72	5.1	17	3

ADDITIONAL STATISTICS

Receptions – 2020 (1 for 1, 11 yards, 1 TD)

SINGLE-GAME HIGHS

Attempts – 58 vs. Cleveland, 10/4/20
and Tampa Bay, 9/9/21

Completions – 42 vs. Philadelphia, 12/9/18
and Tampa Bay, 9/9/21

Completion Pct. – 88.9 vs. Tampa Bay, 12/18/16
Yards – 502 vs. Cleveland, 10/4/20

Touchdowns – 5 at Philadelphia, 1/9/22

Rating – 158.3 vs. N.Y. Giants, 9/8/19

Long – 90t vs. Washington, 12/9/18

Carries – 11 vs. Jacksonville, 10/14/18

Rushing Yards – 82 vs. Jacksonville, 10/14/18

Long Rush – 42 @ Washington, 9/15/19

Rush Touchdowns – 3 vs. Atlanta, 9/20/20

PRESCOTT'S 300-YARD PASSING GAMES (21 TOTAL, 20 REGULAR SEASON, 1 POSTSEASON)					
502 vs. Cleveland, 10/4/20	403 at Tampa Bay, 9/9/21	319 at Pittsburgh, 11/13/16			
472 at Seattle, 9/27/20	397 vs. Minnesota, 11/10/19	303 vs. Washington, 12/29/19			
463 vs. Green Bay, 10/6/19	387 at N.Y. Giants, 12/30/18	302 vs. N.Y. Giants, 10/10/21			
455 vs. Philadelphia, 12/9/18	375 vs. Las Vegas, 11/25/21	301 vs. Baltimore, 11/20/16			
450 vs. Atlanta, 9/20/20	355 vs. Buffalo, 11/28/19				
445 at New England, 10/17/21	334 at Chicago, 12/5/19	PLAYOFFS (1)			
444 at Detroit, 11/17/19	332 at N.Y. Giants, 12/10/17	302 vs. Green Bay, 1/15/17			
405 vs. N.Y. Giants, 9/8/19	330 vs. Washington, 12/26/21				

PRESCOTT'S TEAM-BY-TEAM RECORD

Team	Att	Cmp	Yds	Pct	Yds/Att	TD	Int	Long	Sacks	Rating	W/L	Score
Arizona	1	1	500	100.0	500.0	1	0	1	0.000	100.0	W	13-0
Atlanta	3	1	750	33.3	250.0	0	0	1	0.000	69.4	L	19-20
Baltimore	1	0	1,000	0.0	0.000	0	0	29	4/14	103.8	W	27-23
Buffalo	0	1	0.000	100.0	0.000	0	0	47	0/0	123.6	W	31-17
Carolina	1	1	500	100.0	500.0	1	0	47	2/11	114.7	W	24-17
Chicago	1	1	500	100.0	500.0	0	0	31	1/5	117.9	W	28-14
Cincinnati	1	0	1,000	0.0	0.000	0	0	31	1/5	117.9	W	28-14
Cleveland	1	1	500	100.0	500.0	1	0	42	2/14	117.4	W	30-16
Denver	0	2	0.000	100.0	0.000	0	0	53	2/14	79.8	W	29-23
Detroit	3	0	1,000	0.0	0.000	0	0	35	0/0	141.8	W	35-10
Green Bay	1	2	333	66.7	166.5	2	1	41	2/24	121.7	W	35-30
Houston	0	1	0.000	100.0	0.000	0	0	26	1/5	108.9	W	31-26
Indianapolis	0	1	0.000	100.0	0.000	0	0	56	3/15	108.3	W	17-15
Jacksonville	1	0	1,000	0.0	0.000	0	0	2	3/13	45.4	L	7-10
Kansas City	1	1	500	100.0	500.0	1	0	23	3/15	99.0	W	26-20
LA Chargers	1	1	500	100.0	500.0	3	0	30	1/11	148.3	W	42-21
LA Rams	1	2	333	66.7	166.5	0	0	15	0/0	63.0	L	13-27
Los Angeles	1	0	1,000	0.0	0.000	0	0	15	0/0	63.0	L	13-27
Miami	1	0	1,000	0.0	0.000	0	0	15	0/0	63.0	L	13-27
Minnesota	2	1	667	50.0	333.5	0	0	83t	25/143	104.9	13-3	
New England	1	1	500	100.0	500.0	23	4	83t	25/143	104.9	13-3	
New Orleans	2	1	667	50.0	333.5	0	0	15	0/0	63.0	L	13-27
N.Y. Giants	9	2	818	22.2	272.7	0	0	15	0/0	63.0	L	13-27
N.Y. Jets	0	1	0.000	100.0	0.000	0	0	21	0/0	69.4	L	19-20
Oakland	1	0	1,000	0.0	0.000	0	0	29	4/14	103.8	W	27-23
Philadelphia	7	3	700	42.9	233.3	0	0	29	4/14	103.8	W	27-23
Pittsburgh	1	0	1,000	0.0	0.000	0	0	47	0/0	123.6	W	31-17
San Francisco	2	0	1,000	0.0	0.000	0	0	47	2/11	114.7	W	24-17
Seattle	0	3	0.000	100.0	0.000	0	0	31	1/5	117.9	W	28-14
Tampa Bay	2	1	667	50.0	333.5	0	0	31	1/5	117.9	W	28-14
Tennessee	0	1	0.000	100.0	0.000	0	0	31	1/5	117.9	W	28-14
Washington	9	1	900	11.1	300.0	0	0	29	4/14	103.8	W	27-23

PRESCOTT'S CAREER GAME-BY-GAME

2016 (Dallas)													
Date	Opp	Att	Cmp	Yds	Pct	Yds/Att	TD	Int	Long	Sacks	Rating	W/L	Score
9/11	NYG	45	25	227	55.6	5.0	0	0	21	0/0	69.4	L	19-20
9/18	@ Was	30	22	292	73.3	9.7	0	0	29	4/14	103.8	W	27-23
9/25	Chi	24	19	248	79.2	10.3	1	0	47	0/0	123.6	W	31-17
10/2	@ SF	32	23	245	71.9	7.7	2	0	47	2/11	114.7	W	24-17
10/9	Cin	24	18	227	75.0	9.5	1	0	31	1/5	117.9	W	28-14
10/16	@ GB	27	18	247	66.7	9.1	3	1	42	2/14	117.4	W	30-16
10/30	Phi	39	19	287	48.7	7.4	2	1	53	2/14	79.8	W	29-23
11/6	@ Cle	27	21	247	77.8	9.1	3	0	35	0/0	141.8	W	35-10
11/13	@ Pit	32	22	319	66.8	10.0	2	0	83t	2/24	121.7	W	35-30
11/20	Bal	36	27	301	75.0	8.4	3	0	41	1/2	127.2	W	27-17
11/24	Was	24	17	195	70.8	8.1	1	0	26	1/5	108.9	W	31-26
12/1	@ Min	18	12	139	66.7	7.7	1	0	56	3/15	108.3	W	17-15
12/11	@ NYG	37	17	165	45.9	4.5	1	2	31t	3/13	45.4	L	7-10
12/18	TB	36	32	279	88.9	7.8	0	0	23	3/15	99.0	W	26-20
12/26	Det	20	15	212	75.0	10.6	3	0	30	1/11	148.3	W	42-21
1/1/17	@ Phi	8	4	37	50.0	4.6	0	0	15	0/0	63.0	L	13-27
Totals		459	311	3,667	67.8	8.0	23	4	83t	25/143	104.9	13-3	
Playoffs													
1/15/17	GB	38	24	302	63.2	7.9	3	1	40t	2/11	103.2	L	31-34
2017 (Dallas)													
Date	Opp	Att	Cmp	Yds	Pct	Yds/Att	TD	Int	Long	Sacks	Rating	W/L	Score
9/10	NYG	39	24	268	61.5	6.9	1	0	35	1/5	90.5	W	19-3
9/17	@ Den	50	30	238	60.0	4.8	2	2	28t	2/10	68.6	L	17-42
9/25	@ Ari	18	13	183	72.2	10.2	2	0	53	1/9	141.7	W	28-17
10/1	LAR	36	20	252	55.6	7.0	3	1	36	2/1	93.8	L	30-35
10/8	GB	36	25	251	69.4	7.0	3	1	49	1/6	105.2	L	31-35
10/22	@ SF	25	16	234	64.0	9.4	3	0	72t	0/0	134.0	W	40-10
10/29	@ Was	22	14	143	63.6	6.5	0	0	25	2/5	82.2	W	33-19
11/5	KC	31	21	249	67.7	7.5	2	0	56	1/5	106.8	W	28-17
11/12	@ Atl	30	20	176	66.7	5.9	0	0	30	8/50	82.1	L	7-27
11/19	Phi	31	18	145	58.1	4.7	0	3	19	4/32	30.4	L	9-37
11/23	LAC	27	20	179	74.1	6.6	0	2	38	2/11	60.6	L	6-28
11/30	Was	22	11	102	50.0	4.6	2	0	24	1/9	93.4	W	38-14
12/10	@ NYG	30	20	332	66.7	11.1	3	0	81t	0/0	137.1	W	30-10
12/17	@ Oak	27	18	212	66.7	7.9	0	2	40	2/8	59.5	W	20-17
12/24	Sea	34	21	182	61.8	5.4	0	2	33	4/27	51.3	L	12-21
12/31	@ Phi	30	17	179	56.7	6.0	1	0	30	1/7	85.3	W	6-0
Totals		490	308	3,324	62.9	6.8	22	13	81t	32/185	86.6	9-7	
2018 (Dallas)													
Date	Opp	Att	Cmp	Yds	Pct	Yds/Att	TD	Int	Long	Sacks	Rating	W/L	Score
9/9	@ Car	29	19	170	65.5	5.9	0	0	20	6/32	81.1	L	8-16
9/16	NYG	25	16	160	64.0	6.4	1	0	64t	0/0	95.4	W	20-13
9/23	Sea	34	19	168	55.9	4.9	1	2	20	5/31	74.9	L	13-24
9/30	Det	27	17	255	63.0	9.4	2	0	38t	3/24	118.6	W	26-24
10/7	@ Hou	29	18	208	62.1	7.2	1	2	44	2/14	66.5	L (OT)	16-19
10/14	Jac	27	17	183	63.0	6.8	2	0	27	3/11	107.5	W	40-7
10/21	@ Was	35	22	273	62.9	7.8	1	0	49t	4/23	96.5	L	17-20
11/5	Ten	31	21	243	67.7	7.8	2	1	37	5/18	99.3	L	14-28

STAFF

DAK
PRESCOTT

2021 SEASON

RECORDS

PLAYOFF
RECORDS

HISTORY

SIDELINES

PRESCOTT CAREER GAME-BY-GAME, cont.
2018 (Dallas), cont.

Date	Opp	Att	Cmp	Yds	Pct	Yds/Att	TD	Int	Long	Sacks	Rating	W/L	Score
11/11	@ Phi	36	26	270	72.2	7.5	1	0	25	4/31	102.8	W	27-20
11/18	@ Atl	32	22	208	68.8	6.5	0	0	34	2/17	86.5	W	22-19
11/22	Was	31	22	289	71.0	9.3	2	0	90t	4/31	121.6	W	31-22
11/29	NO	28	24	248	85.7	8.9	1	0	40	7/40	115.5	W	13-10
12/9	Phi	54	42	455	77.8	8.4	3	2	75t	3/21	104.9	W (OT)	29-23
12/13	@	39	24	206	61.5	5.3	0	1	18t	3/26	64.7	L	0-23
12/23	TB	25	20	161	80.0	6.4	1	0	31t	1/9	106.8	W	27-20
12/30	@ NYG	44	27	387	61.4	8.8	4	0	49	4/19	120.2	W	36-35
Totals		526	356	3,885	67.7	7.4	22	8	90t	56/347	96.9	10-6	

Playoffs

1/5/19	Sea	33	22	226	66.7	6.8	1	1	34	1/10	83.6	W	24-22
1/12/19	@ LAR	32	20	266	62.5	8.3	1	0	44	1/8	99.2	L	22-30
Totals		65	42	492	64.6	7.6	2	1	44	2/18	91.3	1-1	

2019 (Dallas)

Date	Opp	Att	Cmp	Yds	Pct	Yds/Att	TD	Int	Long	Sacks	Rating	W/L	Score
9/8	NYG	32	25	405	78.1	12.7	4	0	62	0/0	158.3	W	35-17
9/15	@ Was	30	26	269	86.7	9.0	3	1	51t	1/8	123.5	W	31-21
9/22	Mia	32	19	246	59.4	7.7	2	1	37	1/5	91.4	W	31-6
9/29	@ NO	33	22	223	66.7	6.8	0	1	35	1/11	73.2	L	10-12
10/6	GB	44	27	463	61.4	10.5	2	3	53t	3/22	83.8	L	24-34
10/13	@ NYJ	40	28	278	70.0	7.0	0	0	23	1/8	89.4	L	22-24
10/20	Phi	27	21	239	77.8	8.9	1	1	44	3/26	100.5	W	37-10
11/4	@ NYG	35	22	257	62.9	7.3	3	1	45t	0/0	101.7	W	37-18
11/10	Min	46	28	397	60.9	8.6	3	1	26	1/4	101.4	L	24-28
11/17	@ Det	46	29	444	63.0	9.7	3	0	49	1/10	116.6	W	35-27
11/24	@ NE	33	19	212	57.6	6.4	0	1	59	0/0	64.2	L	9-13
11/28	Bif	49	32	355	65.3	7.2	2	1	35	4/32	91.8	L	15-26
12/5	@ Chi	49	27	334	55.1	6.8	1	0	35	2/8	83.2	L	24-31
12/15	LAR	23	15	212	65.2	9.2	2	0	59t	0/0	123.8	W	44-21
12/22	@ Phi	44	25	265	56.8	6.0	0	0	41	2/8	74.5	L	9-17
12/29	Was	33	23	303	69.7	9.2	4	0	48	3/9	138.0	W	47-16
Totals		596	388	4,902	65.1	8.2	30	11	62	23/151	99.7	8-8	

2020 (Dallas)

Date	Opp	Att	Cmp	Yds	Pct	Yds/Att	TD	Int	Long	Sacks	Rating	W/L	Score
9/13	@ LAR	39	25	266	64.1	6.8	1	0	33	3/22	92.5	L	17-20
9/20	Atl	47	34	450	72.3	9.6	1	0	58	1/5	109.4	W	40-39
9/27	@ Sea	57	37	472	64.9	8.3	3	2	52	2/11	93.6	L	31-38
10/4	Cle	58	41	502	70.7	8.7	4	1	43t	3/21	112.6	L	38-49
10/11	NYG	21	14	166	66.7	7.9	0	1	26	1/7	70.7	W	37-34
10/19	Ari											L	10-38
10/25	@ Was											L	3-25
11/1	@ Phi											L	9-23
11/8	Pit											L	19-24
11/22	@ Min											W	31-28
11/26	Was											L	16-41
12/3	@ Bal											L	17-34
12/13	@ Cin											W	30-7
12/20	SF											W	41-33
12/27	Phi											W	37-17
1/3/21	@ NYG											L	19-23
Totals		222	151	1,856	68.0	8.4	9	4	58	10/66	99.6	6-10	

2021 (Dallas)

Date	Opp	Att	Cmp	Yds	Pct	Yds/Att	TD	Int	Long	Sacks	Rating	W/L	Score
9/9	@ TB	58	42	403	72.4	6.9	3	1	31	1/12	101.4	L	29-31
9/19	@ LAC	27	23	237	85.2	8.8	0	1	48	2/16	87.8	W	20-17
9/27	Phi	26	21	238	80.8	9.2	3	0	44	4/18	143.3	W	41-21
10/3	Car	22	14	188	63.6	8.5	4	0	35t	0/0	130.3	W	36-28
10/10	NYG	32	22	302	68.8	9.4	3	1	49t	2/10	116.9	W	44-20
10/17	@ NE	51	36	445	70.6	8.7	3	1	35t	0/0	108.7	W (OT)	35-29
10/31	@ Min											W	20-16
11/7	Den	39	19	232	48.7	5.9	2	1	32	2/20	73.9	L	16-30
11/14	Atl	31	24	296	77.4	9.5	2	0	37	0/0	127.9	W	43-3
11/21	@ KC	43	28	216	65.1	5.0	0	2	19	5/22	57.9	L	9-19
11/25	LV	47	32	375	68.1	7.9	2	0	51	1/2	106.3	L (OT)	33-36
12/2	@ NO	40	26	238	65.0	5.9	1	1	41	1/7	79.0	W	27-17
12/12	@ Was	39	22	211	56.4	5.4	1	2	24	4/10	58.8	W	27-20
152/19	@ NYG	37	28	217	75.7	5.8	1	0	19	3/14	98.6	W	21-6
12/26	Was	39	28	330	71.8	8.4	4	0	40	3/11	131.4	W	56-14
1/2/22	Ari	38	24	226	63.2	5.9	3	0	26	1/1	105.8	L	22-25
1/9/22	@ Phi	27	21	295	77.8	10.9	5	0	37	1/1	151.8	W	51-26
Totals		596	410	4,449	68.8	7.5	37	10	51	30/144	104.2	12-5	

Playoffs

1/16/22	SF	43	23	254	53.5	5.9	1	1	44	5/40	69.3	L	17-23
---------	----	----	----	-----	------	-----	---	---	----	------	------	---	-------

COOPER RUSH

10 • Quarterback

6-3 • 224 • 11/21/93
Central Michigan • FA-'20
NFL: 5th Year • Cowboys: 5th Year
Games/Starts: 2021-5/1; Career-10/1
Postseason: 2021-0/0; Career-0/0

DALLAS DALLAS DALLAS
COWBOYS



STAFF

COOPER
RUSH

2021 SEASON

RECORDS

PLAYOFF
RECORDS

HISTORY

SIDELINES

PRO: Cooper Rush signed with Dallas following the 2017 NFL Draft as a rookie free agent with the hopes of earning a shot as a backup quarterback, and he became the only rookie free agent in 2017 to make the active roster out of training camp. He started the season as the club's third quarterback and gameday inactive but earned his shot as the primary backup beginning in Week 7. As a rookie, Rush saw time in just two games, he played in just one game in 2018 and two in 2019 as Prescott's primary backup. He was waived in May 2020, claimed off waivers by the N.Y. Giants and spent the first month of the 2020 season on the Giants practice squad. After the injury to Prescott in Week 5, Dallas added Rush to the practice squad (Oct. 30), where he spent the remainder of the season. He won the job as Prescott's primary backup for the 2021 season, and he was called upon when Prescott (calf) missed the Week 8 matchup at Minnesota (10/31). Rush earned his first career start and led the team to a 20-16 win over the Vikings. He enters 2022 with a stronghold on the number two quarterback spot.

TRANSACTION SUMMARY:

- 1/4/21:** Signed with Dallas as a Future.
- 10/30/20:** Signed to Dallas' practice squad.
- 9/6/20:** Signed to the N.Y. Giants practice squad and released (9/29).
- 5/5/20:** Claimed off waivers by the N.Y. Giants and waived (9/5).
- 5/4/20:** Waived by Dallas.
- 5/12/17:** Signed with Dallas as an undrafted free agent.

2021:

- Played in five games while making his first career start and finished the season 30-of-47 for 422 yards, three touchdowns and an interception.
- Earned the backup quarterback spot out of training camp and saw his first action of the season late in the fourth quarter in the home-opening win over Philadelphia (9/27) but did not attempt a pass.
- Made the first start of his career in the game at Minnesota (10/31) with Prescott (calf) sidelined and became the 44th different quarterback to start a game for Dallas and the 26th different player to make his first career start in a Cowboys uniform. Throwing for 325 yards on 24-of-40 passes with two touchdowns and an interception, logged the second-most yards (Gary Hogeboom, 343, at LA Rams, 9/3/84) in a first start by a Cowboy. Had a 73-yard touchdown toss to Cedrick Wilson, which went down as the longest by a quarterback making his first start as a Cowboy since Roger Staubach had a 75-yarder against the St. Louis Cardinals (9/21/69).
- Saw time in the fourth quarter against Atlanta (11/14) and completed all three pass attempts for 17 yards.
- Saw time through the second half with the game against Washington (12/26) well in hand and was two-of-three for 70 yards with two kneel downs.

2020 (N.Y. Giants/Dallas):

- Waived by Dallas on May 4, claimed off waivers by the N.Y. Giants on May 5 but released at the end of training camp.
- Signed to New York's practice squad (9/6) but released (9/29).
- Signed to Dallas' practice squad (10/30) after Prescott's injury where he spent the remainder of the season.
- Was a standard elevation for one game - against Pittsburgh (11/8) - but did not play.

2019:

- Again spent the entire season as the primary backup to Prescott, seeing action in two games without attempting any passes.

2018:

- Active for all 16 games, seeing action in one as the primary backup to Prescott.
- Saw his first action of the season late in the fourth quarter of the win over Jacksonville (10/14).

2017:

- Signed with Dallas as a rookie free agent and became the only rookie free agent to make the squad out of training camp.
- Saw time late in the fourth quarter in two games - at San Francisco (10/22) and at Philadelphia (12/31).
- Made his NFL debut, playing in the fourth quarter at San Francisco (10/22) and completed one-of-two passes for two yards and rushed twice for 13 yards.
- Played in the finale at Philadelphia (12/31) and attempted just one pass that was incomplete.

COLLEGE:

- Through four years at Central Michigan, completed 1,022-of-1,648 passes for 12,894 yards, 90 touchdowns and 55 interceptions.
- In his final collegiate campaign, threw for 3,450 yards, 23 touchdowns and 16 interceptions, completing 278-of-465 passes (60.0%).
- Started all 13 games as a junior and went 324-for-489 (66.3) for 3,848 yards and 25 touchdowns.
- As a sophomore, started all 13 games and named Division I CoSIDA Academic All-America second-team, completing 243-of-382 passes for 3,157 yards, 27 touchdowns and 13 interceptions.
- Won team Offensive Player of the Year and Academic All-MAC as a redshirt freshman, starting 10-of-11 games and throwing for 2,349 yards with 15 touchdowns and 15 interceptions on 117-of-312 passes (37.5).
- Redshirted as a true freshman.

PERSONAL:

- Three-year starter at Lansing, Mich., Catholic, leading the school to a 13-1 record as a senior, completing 242-of-362 (66.9) passes for 4,002 yards and 48 touchdowns. Added 756 yards and 16 scores on the ground.

- Had a 25-5 record in his prep career.
- Rush and his wife, Lauryn, have a daughter, Ayla.
- Earned his degree in actuarial science.

COMMUNITY:

- 2017 Rookie Club presented by Essilor USA.
- 2017-19 Dallas Cowboys U High School Camp.
- 2019 Early Thanksgiving Day meal at The Salvation Army.
- 2019 Dallas Cowboys Draft Day/Fan Appreciation Party.
- 2022 Dallas Cowboys Draft Day/Fan Appreciation Party.
- Annual Team Holiday Hospital Visits.
- Kick Off Luncheon and Dallas Cowboys Family Cookbook benefiting Happy Hill Farm.
- Make-A-Wish Foundation of North Texas.
- Salvation Army Angel Tree Christmas Program.

RUSH'S NFL TOTALS

Year Team	GP-GS	PASSING											
		Att	Cmp	Yds	Pct	Yds/Att	TD	TD%	Int	Int%	Long	Sacks	Rating
2017 Dallas	2-0	3	1	2	33.3	0.7	0	0.0	0	0.0	2	0/0	42.4
2018 Dallas	1-0	0	0	0	0.0	0.0	0	0.0	0	0.0	0	0/0	0.0
2019 Dallas	2-0	0	0	0	0.0	0.0	0	0.0	0	0.0	0	0/0	0.0
2020 N.Y. Giants/Dallas	0-0												
2021 Dallas	5-1	47	30	422	63.8	9.0	3	6.4	1	2.1	73t	3/19	105.1
Totals	10-1	50	31	424	62.0	8.5	3	6.0	1	2.0	73t	3/19	100.8

PRACTICE SQUAD													
Playoffs													
2018 Dallas	0-0	0	0	0	0.0	0.0	0	0.0	0	0.0	0	0/0	0.0
2021 Dallas	0-0	0	0	0	0.0	0.0	0	0.0	0	0.0	0	0/0	0.0
Totals	0-0	0	0	0	0.0	0.0	0	0.0	0	0.0	0	0/0	0.0

Year Team	RUSHING				
	No	Yds	Avg	Long	TD
2017 Dallas	2	13	6.5	15	0
2018 Dallas	0	0	0.0	0	0
2019 Dallas	0	0	0.0	0	0
2020 N.Y. Giants/Dallas					
2021 Dallas	9	-8	-0.9	2	0
Totals	11	5	0.5	15	0

PRACTICE SQUAD					
Playoffs					
2018 Dallas	0	0	0.0	0	0
2021 Dallas	0	0	0.0	0	0
Totals	0	0	0.0	0	0

DALTON SCHULTZ**86 • Tight End**

6-5 • 255 • 7/11/96

Stanford • D4-'18 (137th overall)

NFL: 5th Year • Cowboys: 5th Year

Games/Starts: 2021-17/15; Career-60/36

Postseason: 2021-1/1; Career-3/3



PRO: The Dallas Cowboys chose Stanford tight end Dalton Schultz with their second selection in the fourth round (137th overall) of the 2018 NFL Draft. With the retirement of both Jason Witten and James Hanna in the 2018 offseason, Schultz was counted on to fill multiple roles after serving primarily as a blocker at Stanford. As a rookie, Schultz started seven of the 11 games he played and both playoff contests, helping block for the NFL rushing leader - Ezekiel Elliott (1,434 yards). He also caught 12 passes for 107 yards. With the return of Witten in 2019, Schultz had an opportunity to learn from one of the all-time greatest tight ends in league history and played in 16 games primarily as the club's third tight end and on special teams. The 2020 season took a sharp turn for Schultz as Blake Jarwin (ACL) was lost for the season in the opener, and Schultz was called upon to be the go-to tight end for Dallas. Schultz made the most of his opportunity, starting 14-of-16 games played and was fourth on the team in catches (63) and receiving yards (615) while recording the second-highest touchdown total (four). After a successful 2020 campaign, Schultz took center spotlight among Dallas tight ends in 2021, and he started 15 games, playing in all 17 - third straight season he appeared in every game - and he finished second on the team with 78 catches for 808 yards (third) and tied for first with eight touchdowns - all career-highs. After signing his franchise tag in March, Schultz will look to earn a long-term deal with another big season.

TRANSACTION SUMMARY:

3/21/22: Signed a one-year contract with a franchise player tag.

4/28/18: Drafted in the fourth round (137th overall) by Dallas.

2021:

- Started 15 of the 17 games he played and was second on the team with 78 catches, third with 808 yards and tied for first with eight touchdown catches - all career-highs.
- Became the second tight end in team history to reach 70 catches in a season.
- Led the team with six catches and two touchdowns for 80 yards in the home-opening Monday night win over Philadelphia (9/27).
- Had a touchdown in consecutive games for the first time in his career, catching one on a team-best six catches for 58 yards against Carolina (10/3). Along with Jarwin's score, gave Dallas its first pair of tight ends each with a touchdown catch since Jarwin and Witten did it against the N.Y. Giants (9/8/19).
- Led the team in catches for the third straight week, finishing against the N.Y. Giants (10/10) with six for 79 yards (second) with a long catch of 30 yards. Topped 100 catches for his career - the seventh Dallas tight end to the mark.
- Named the offensive captain and caught two passes for 11 yards at Minnesota (10/31), his 50th career game.
- Led the team with 53 yards on six catches at Kansas City (11/21), then had a career-long 32-yard catch for a touchdown, finishing with three catches for 46 yards on Thanksgiving Day against Las Vegas (11/25).
- Reached 60 catches on the season, catching a team-high eight passes for 67 yards with a touchdown at the N.Y. Giants (12/19).
- Led the team with eight catches for a season-best 82 yards (second) and a touchdown against Washington (12/26), to give him six touchdowns on the year.
- Became the second tight end in team history (Witten) to reach 70 catches in a season after leading the team with six catches for 54 yards against Arizona (1/2/22).
- Had two touchdowns on three catches for 21 yards in the finale at Philadelphia (1/8/22), marking his second career multi-touchdown game and giving him eight scores on the season, the most by a Cowboys tight end since Jason Witten had eight in 2013.
- In the Wild Card game against San Francisco (1/16/22), led the team in catches (seven) and yards (89).

2020:

- Became the featured tight end after Jarwin (knee) was lost for the season in the opener and started 14-of-16 games played.
- Finished fourth in receptions (63) and receiving yards (615) and was fourth in touchdown catches (four - second-highest total on the team).
- Became the fourth Dallas tight end to catch at least 60 passes in a season, joining Witten (15), Doug Cosbie and Jay Novacek (two each).
- Led the team with career-bests in receptions (nine) and yards (88) with his first career touchdown in the home opener against Atlanta (9/20).
- Logged his first career start in the game at Seattle (9/27), catching four balls for 48 yards.
- Had the game-winning touchdown at Minnesota (11/22), catching four passes for 25 yards and the score.
- Selected as the offensive captain for the Thanksgiving Day game against Washington (11/26).
- Paced the team with seven catches for 70 yards in the finale at the N.Y. Giants (1/3/21).

2019:

- Played in all 16 games as the club's third tight end and on special teams units and caught one pass for six yards.
- Had his lone reception at the N.Y. Jets (10/13) and had his first career kickoff return - a five-yarder - at New England (11/27).

2018:

- Started seven of the 11 games he played and both playoff contests and caught 12 passes for 107 yards while helping block for the NFL rushing champ - Elliott (1,434 yards).
- Made his NFL debut in the opener at Carolina (9/9), seeing time in multiple tight end sets, then had his first career catch - a 12-yarder - at Washington (10/21).
- Hauled in three passes for 37 yards - both season-highs - against Philadelphia (12/9).
- Started both playoff contests, catching one pass for 20 yards in the Divisional Playoff loss at the LA Rams (1/12/19).

COLLEGE:

- Started all 13 games played as a senior and caught 22 passes for 212 yards and a career-high three touchdowns.
- All-Pac-12 first team and Pac-12 All-Academic second-team.
- As a junior, posted career-highs with 23 receptions for 222 yards along with one touchdown while playing in all 13 games with 12 starts.
- Made 10 catches for 121 yards and a score in 14 games with six starts as a sophomore.
- Did not see any action as a freshman.

PERSONAL:

- Three-year letterwinner at Bingham, Utah, High School.
- As a senior in 2013, named to the *Orange County Register* All-West Coast "Fab 15" first-team along with the all-state first-team and was the Bingham Offensive MVP in three seasons.
- Made 76 career receptions for 1,120 yards and 12 touchdowns.
- Had 31 receptions for 512 yards and nine touchdowns as a senior and led the team to an undefeated season and the 2013 state title.
- Two-time letterwinner for the basketball team.
- Majored in science, technology and society at Stanford.
- He and his wife, Laurel, have a son, Theodore James, and a daughter, Savannah.

COMMUNITY:

- 2018-19 Dallas Cowboys U High School Camp.
- Annual Team Holiday Hospital Visits.
- Kick Off Luncheon and Dallas Cowboys Family Cookbook benefiting Happy Hill Farm.
- Make-A-Wish Foundation of North Texas.
- Salvation Army Angel Tree Christmas Program.

SCHULTZ'S COWBOYS TOTALS

Year Team	GP-GS	RECEIVING				
		No	Yds	Avg	Long	TD
2018 Dallas	11-7	12	116	9.7	17	0
2019 Dallas	16-0	1	6	6.0	6	0
2020 Dallas	16-14	63	615	9.8	28	4
2021 Dallas	17-15	78	808	10.4	32t	8
Totals	60-36	154	1,545	10.0	32t	12

Playoffs						
2018 Dallas	2-2	1	20	20.0	20	0
2021 Dallas	1-1	7	89	12.7	38	0
Totals	3-3	8	109	13.6	38	0

ADDITIONAL STATISTICS
 Kickoff Returns – 2019 (1 for 5 yards).
SINGLE-GAME HIGHS
 Receptions – 9 vs. Atlanta, 9/20/20
 Receiving Yards – 88 vs. Atlanta, 9/20/20
 Long Reception – 32t vs. Las Vegas, 11/25/21

SCHULTZ'S CAREER GAME-BY-GAME RECEIVING

Game	2018 (Dallas)				
	No	Yds	Avg	Long	TD
L-@ Car 9/9					
W-NYG 9/16			INACTIVE		
L-@ Sea 9/23			INACTIVE		
W-Det 9/30			INACTIVE		
L-@ Hou 10/7			INACTIVE		
W-Jac 10/14			INACTIVE		
L-@ Was 10/21	1	12	12.0	12	0
L-Ten 11/5					
W-@ Phi 11/11	2	21	10.5	17	0
W-@ Atl 11/18					
W-Was 11/22	1	-1	-1.0	-1	0
W-NO 11/29	1	7	7.0	7	0
W-Phi 12/9	3	37	12.3	16	0
L-@ Ind 12/16	3	23	7.7	8	0
W-TB 12/23					
W-@ NYG 12/30	1	17	17.0	17	0
Totals	12	116	9.7	17	0

Playoffs						
W-Sea 1/5/19						
L-@ LAR 1/12/19	1	20	20.0	20	0	
Totals	1	20	20.0	20	0	

Game	2019 (Dallas)				
	No	Yds	Avg	Long	TD
W-NYG 9/8					
W-@ Was 9/15					
W-Mia 9/22					
L-@ NO 9/29					
L-GB 10/6					
L-@ NYJ 10/13	1	6	6.0	6	0
W-Phi 10/20					
W-@ NYG 11/4					
L-Min 11/10					
W-@ Det 11/17					
L-@ NE 11/24					
L-Buf 11/28					
L-@ Chi 12/5					
W-LAR 12/15					
L-@ Phi 12/22					
W-Was 12/29					
Totals	1	6	6.0	6	0

Game	2020 (Dallas)				
	No	Yds	Avg	Long	TD
L-@ LAR 9/13	1	11	11.0	11	0
W-Atl 9/20	9	88	9.8	18	1
L-@ Sea 9/27	4	48	12.0	28	0
L-Cle 10/4	4	72	18.0	26t	1
W-NYG 10/11	1	6	6.0	6	0
L-Ari 10/19	4	35	8.8	13	0
L-@ Was 10/25	2	22	11.0	14	0
L-@ Phi 11/1	6	53	8.8	15	0
L-Pit 11/8	4	48	12.0	16	0
W-@ Min 11/22	4	25	6.3	10	1
L-Was 11/26	5	24	4.8	7	0
L-@ Bal 12/3	4	44	11.0	19	0
W-@ Cin 12/13	3	34	11.3	15	0
W-SF 12/20	2	14	7.0	12t	1
W-Phi 12/27	3	21	7.0	16	0
L-@ NYG 1/3/21	7	70	10.0	16	0
Totals	63	616	9.8	28	4

Game	2021 (Dallas)				
	No	Yds	Avg	Long	TD
L-@ TB 9/9	6	45	7.5	16	0
W-@ LAC 9/19	2	18	9.0	11	0
W-Phi 9/27	6	80	13.3	22t	2
W-Car 10/3	6	58	9.7	18	1
W-NYG 10/10	6	79	13.2	30	0
W-@ NE 10/17	5	79	15.8	23	0
W-@ Min 10/31	2	11	5.5	7	0
L-Den 11/7	4	54	13.5	20	0
W-Atl 11/14	1	14	14.0	14	0
L-@ KC 11/21	6	53	8.8	19	0
L-LV 11/25	3	46	15.3	32t	1
W-@ NO 12/2	5	43	8.6	12	0
W-@ Was 12/12	1	4	4.0	4	0
W-@ NYG 12/19	8	67	8.4	15	1
W-Was 12/26	8	82	10.3	16	1
L-Ari 1/2/22	6	54	9.0	14	0
W-@ Phi 1/8/22	3	21	7.0	10	2
Totals	78	808	10.4	32t	8


Playoffs					
L-SF 1/16/22	7	89	12.7	38	0

TYRON SMITH

77 • Tackle

6-5 • 307 • 12/12/90
 Southern California • D1-11 (9th overall)
 NFL: 12th Year • Cowboys: 12th Year
 Games/Starts: 2021-11/11; Career-144/144
 Postseason: 2021-1/1; Career-6/6

DALLAS DALLAS DALLAS
COWBOYS



PRO: For just the fourth time in team history, and first time since 1981, the Dallas Cowboys selected an offensive lineman in the first round of the draft when they selected Tyron Smith with the ninth overall pick in the 2011 NFL Draft. He also became the second-highest offensive lineman drafted in Cowboys history behind John Niland, who was selected fifth in the 1966 Draft. Smith stepped in and immediately took over the starting right tackle spot as a rookie, starting all 16 games he played to become the first rookie to start all 16 games along the offensive line since Rob Pettit in 2005 and the third overall to do so. In his second season, Smith manned the blind side, moving to left tackle. In 2013 Smith returned as the club's starting left tackle, and he earned his first career trip to the Pro Bowl as a starter. He signed an eight-year extension during 2014 training camp and was a key part of a line that paved the way for the NFL's rushing leader (DeMarco Murray - 1,845 yards) and the second-ranked rushing attack (2,354), to earn his second straight trip to the Pro Bowl. He earned his third straight trip to the all-star game following the 2015 season after helping Darren McFadden to his second career 1,000-yard rushing season (1,089) and the first time in team history the Cowboys had two different running backs top 1,000 yards in consecutive seasons. In 2016 Smith was part of an offensive line that led the way for the league's leading rusher (Ezekiel Elliott, 1,631 yards) and the NFL's second-ranked rushing attack. En route to his fourth straight Pro Bowl selection, Smith & Co. also helped rookie quarterback Dak Prescott establish league rookie records in quarterback rating (104.9) and completion percentage (67.8). In 2017 Smith was limited to 13 games, suffering from groin and knee injuries through the season, but performed at a level to earn his fifth straight Pro Bowl appearance, helping block for an offense that topped 2,000 rushing yards in consecutive seasons. Smith earned his sixth consecutive Pro Bowl appearance following the 2018 season, starting all 13 games he played on a line that helped lead the way for the league's rushing leader - Elliott, 1,434 yards - along with an NFC East Division crown. Smith had another strong performance, earning his seventh consecutive Pro Bowl appearance in 2019 to become the all-time club leader among tackles for Pro Bowl selections. Behind the line's work, Dallas led the league in total yards, tied for second in third down conversion rate (47.1), placed second in net passing yards (4,751), tied for fourth in first downs and was fifth in rushing yards (2,153) while allowing 23.0 sacks - the second-fewest in the NFL. The 2020 season was a disappointment for the perennial Pro Bowler as he was limited to just two games as a neck injury sidelined him for 14. After undergoing surgery and spending the season rehabbing, Smith started all 11 games he played in 2021 and returned to form in those contests, earning his eighth Pro Bowl trip to tie Emmitt Smith for the sixth-most in team history. Tyron's eight are second to Larry Allen's 10 for Cowboys offensive linemen. He will return in 2022 as the most tenured member of Dallas' offensive line, looking to continue dominating opposing teams' top pass rusher.



TRANSACTION SUMMARY:

- 10/10/20:** Placed on Reserve/Injured with a neck injury.
- 12/29/17:** Placed on Reserve/Injured with a knee injury.
- 7/30/14:** Signed an eight-year contract extension through 2023.
- 4/28/11:** Drafted in the first round (ninth overall) by Dallas.

2021:

- Started all 11 games he played, missing five with an ankle injury and on the COVID-19 list, and earned a trip to the Pro Bowl for the eighth time in his career - second all-time among Dallas linemen.
- After missing the final 14 games of 2020 with a neck injury, returned for the opener at Tampa Bay (9/9) and blocked for a 400-yard passer and a pair of 100-yard receivers (ninth occurrence in team history).
- Named a team captain for the win at the LA Chargers (9/19).
- The offense rushed for a season-high 245 yards with a 7.2 yard-per-carry average behind Elliott's 143-yard effort against Carolina (10/3).
- In the win against the N.Y. Giants (10/10), the offense rolled up 515 yards - 201 rushing and 314 passing - to mark the first time since 1983 the Cowboys had 200-plus rushing yards and 300-plus passing yards in a game.
- In totaling 567 yards at New England (10/17), the Cowboys compiled the most passing yards (445) against a Bill Belichick-coached team.
- Injured his ankle in the second quarter at Minnesota (10/31) and did not return. Missed games against Denver (11/7), Atlanta (11/14) and at Kansas City (11/21) before returning on Thanksgiving Day against Las Vegas (11/25) and starting at left tackle.
- Suffered an ankle injury in the third quarter at Washington (12/12) and missed the game at the N.Y. Giants (12/19) and against Washington (12/26) but returned to the field against Arizona (1/2/22).
- Landed on the Reserve/COVID-19 list for the season finale at Philadelphia (1/8/22).

2020:

- After starting the season opener at the LA Rams (9/13), missed the next two games with a neck injury and returned to start against Cleveland (10/4). Helped block for the offense's 566 yards - the third straight game with more than 500 yards - a team record.
- Re-injured his neck in the game against the Browns and landed on Reserve/Injured that next week.

2019:

- Started all 13 games he played to earn his seventh straight trip to the Pro Bowl and pass Rayfield Wright for the most Pro Bowl selections by a Cowboys tackle.

- On the season, Dallas had three 500-yard outings and nine other 400-yard outings and the line yielded 23.0 sacks - second-fewest in the league.
- The 12 total 400-plus yard games were a single-season franchise-high.
- Blocked for two 100-yard runners (Elliott and Tony Pollard) twice on the season - against Miami (9/22) and the LA Rams (12/15) - the first time in Cowboys history the team had two men each top 100-yards in a single game twice in a season.
- Missed back-to-back games with an ankle injury - against Green Bay (10/6) and at the N.Y. Jets (10/13).
- Sat out the season finale against Washington (12/29) with a back injury.

2018:

- Tied Wright for the most Pro Bowl selections by a Cowboys offensive tackle with his sixth career trip.
- Started all 13 games he played on a line that led the way for the NFL's rushing leader - Elliott, 1,434 yards.
- Helped the offense total a season-high 414 yards, including 152 rushing yards by Elliott (240 scrimmage yards) in the win against Detroit (9/30).
- Blocked for a 100-yard rusher (Elliott-106) and 100-yard receiver (Cole Beasley-101), first since at Pittsburgh (11/13/16), and the offense scored on each of the first four possessions against Jacksonville (10/14).
- Did not play on Thanksgiving Day against Washington (11/22) and was inactive against New Orleans (11/29) with a neck injury.
- Returned to start in the win over Philadelphia (12/9), helped block for a 400-yard passer (Prescott-455) a 200-yard receiver (Amari Cooper-217) and a 100-yard rusher (Elliott-113) for the first time in club history. The team also had a franchise-best 45:33 time of possession and 32 first downs.

2017:

- Selected to his fifth overall and fifth consecutive Pro Bowl, playing 13 games, missing three with injuries.
- Was placed on Reserve/Injured with a knee injury prior to the season finale at Philadelphia (12/31).
- At San Francisco (10/22) the offense totaled 501 yards, including 265 on the ground, for the 20th 500-yard game in team history.
- Played and started his 100th career game - against Kansas City (11/5).
- Missed the next two games and returned to start on Thanksgiving Day against the LA Chargers (11/23).
- Suffered a knee injury in the second half at Oakland (12/17) then was sidelined against Seattle (12/24) three plays into the game with the injury.
- Placed on Reserve/Injured with the knee injury on Dec. 29.

2016:

- Started all 13 games he played, missing three with a back injury, earned his fourth consecutive trip to the Pro Bowl and blocked for the league's leading rusher and the second-ranked rushing attack.
- Behind the line's work, Prescott also earned Offensive Rookie of the Year honors while Elliott took home FedEx Ground Player of the Year.
- Earned AP and *Sporting News* All-Pro first-team, PFWA All-NFL and was part of a line that earned Built Ford Tough Offensive Line of the Year honors.
- Did not yield a sack in the season opener against the N.Y. Giants (9/11) as Prescott became the fourth Cowboys rookie to start a season at quarterback. Also blocked for Elliott, who became the fourth rookie rusher to start the opener for the club.
- Inactive/Injured (back) for the Sunday night win against Chicago (9/25) and at San Francisco (10/2) but returned against Cincinnati (10/9) and helped Elliott to his third straight 130-yard game - the first 100-yard rusher allowed by Cincinnati on the season.
- At Green Bay (10/16) blocked for Elliott's fourth straight 130-yard outing - first NFL rookie, 11th rusher overall to accomplish the feat - the first player to rush for over 100 yards against the Packers on the season. Also allowed Prescott to throw for a season-high three touchdown passes on 18-of-27 attempts.
- Led the way for Dallas' first 300-yard passer (Prescott-319), 100-yard receiver (Dez Bryant-116) and 100-yard rusher (Elliott-114) since 2013 as the offense racked up its seventh straight 400-yard game.
- Helped the offense tie an NFL record with eight consecutive 400-yard games as the offense finished with 417 yards against Baltimore (11/20). The club scored points on each of its final eight drives.
- Against Tampa Bay (12/18) blocked for Elliott's top rushing yard performance of the year (159 yards) as the offense rushed for 185 yards and two touchdowns on 32 runs. Also helped Prescott to the second-highest completion percentage (88.9 - minimum 30 attempts) in NFL history.
- In the home finale against Detroit (12/26), injured his knee in the third quarter as the offense averaged 7.2 yards-per-play (375 yards on 52 plays), rushing for 164 yards on 30 carries (5.5) and two touchdowns and throwing for 222 yards and a season-high four scores. It was only the third time since 2010 - and fourth since 2000 - that the Cowboys had six offensive touchdowns in a game.
- Was inactive for the regular season finale in Philadelphia (1/1/17) and returned for the Divisional Playoff Game against Green Bay (1/15/17), helping block for an offense that had a 100-yard rusher (Elliott-125), 100-yard receiver (Bryant-132) and a 300-yard passer (Prescott-302) for only the second time in team playoff history. The club also racked up 429 yards - seventh in a game in team playoff history.

2015:

- Selected to play in his third straight Pro Bowl after starting all 16 games for the third straight season, fourth overall, allowing McFadden to rush for his second career 1,000-yard season (1,089). It was the first time in team history the Cowboys had two different rushers top 1,000 yards in consecutive seasons.
- Against Atlanta (9/27) blocked for an offense that averaged 6.0 yards-per-rush with four rushing touchdowns - the most by a Cowboys offense since four at Arizona (11/15/98). All four came in the first half, the second time in franchise history Dallas had four rushing touchdowns in a half - first half against the N.Y. Giants, 12/1/63.
- Against Philadelphia (11/8) helped the offense rack up 411 yards as McFadden topped 100 rushing yards (117) and two receivers (Beasley, 112, and Bryant, 104) both topped 100 receiving yards to mark the first time since 1999 Dallas had a pair of 100-yard receivers along with a 100-yard rusher.
- Blocked for an offense that rushed for 171 yards and one touchdown on 20 carries (8.6), including long runs of 50, 45 and 22 yards at Green Bay (12/13).
- In Kellen Moore's first career start, did not yield a sack on 31 attempts as the running game averaged 4.8 yards-per-carry (25 for 121) at Buffalo (12/27).
- The season finale against Washington (1/3/16) saw the offense rack up a season-high 512 yards, including 435 passing yards by Moore - sixth in a game in team history.

2014:

- Started all 16 games for the league's second-ranked rushing offense, blocking for the league's rushing leader and the most efficient quarterback and earned his second straight Pro Bowl selection.
- Was a key component helping Murray set a league record by rushing for at least 100 yards in each of the first eight games of the season while rushing for a team-record 1,845 yards.
- Led the way for Murray to rush for 100 yards - his third straight 100-yard game to become the third Cowboy with 100 yards in each of the first three games of a season - and did not yield a sack in Dallas' all-time greatest comeback win (without overtime) at St. Louis (9/21).
- In the win over New Orleans (9/28), blocked for 190 yards and two scores on 35 runs (5.4) and allowed Murray to rush for 149 yards and both scores on 24 carries (6.5) to become the seventh NFL rusher, third Cowboy with 100 yards in four straight games to open the season. Murray also was only the fourth rusher with four 100-yard games with at least one touchdown in each of the first four games of a season.
- At Seattle (10/12) became the first offensive lineman since Brian Waters (2004) and the first offensive tackle since Erik Williams (1992) to take home Offensive Player of the Week honors after helping Murray join Brown (1958) as the only two men in NFL history with six straight 100-yard games to open a season.
- Guided Murray to his club-record tying 11th 100-yard game of the season with 179 yards - second in his career - and a touchdown in the Thursday night win at Chicago (12/4).
- The offense had 127 yards on 40 runs and Tony Romo completed a club-record 90.0% (18-of-20) of his passes with four scores and a personal-best 151.7 rating in the NFC East-clinching win against Indianapolis (12/21).
- In the season-ending win at Washington (12/28), allowed Murray to break the club single-season rushing record (1,845) and the club record for 100-yard games (12), finishing with 100 yards and a touchdown.
- Helped block for Murray to rush for 123 yards (ninth in a postseason game in team history) and a touchdown on 25 carries (4.9) in the Divisional Playoff loss at Green Bay (1/11/15).

2013:

- Had a solid season as the club's starting left tackle, opening all 16 games for the second time in his career and earned his first career Pro Bowl selection.
- Helped block for Romo against Denver (10/6), who finished with a club-record 506 yards with five touchdowns, completing 25-of-36 passes for a 140.0 rating. The offense gained 522 yards (tied for 12th in club history) and scored six touchdowns (tied for 11th).
- Helped block for three Murray rushing touchdowns against Oakland (11/28). It was the first multi-rushing touchdown game by a Cowboys running back since Marion Barber had two at New Orleans (12/10/09) and the first three-score game since Julius Jones at Seattle (12/6/04).

2012:

- Made the move to left tackle and started all 15 games he played, missing one with an ankle injury.
- Helped the offense rack up 5,994 net yards - third in a season in team history - as Romo threw for a career-high and club record 4,903 yards.
- In the opener at the N.Y. Giants (9/5), started at left tackle for the first time in his career and helped block for a 100-yard rusher (Murray-131), 100-yard receiver (Kevin Ogletree-114) and a 300-yard passer (Romo-307).
- At Baltimore (10/14) helped block for 227 rushing yards, the most ever allowed by the Ravens, and the most for Dallas since rushing for 297 against St. Louis (10/23/11).
- Helped block for Romo, who threw for a then career-high 437 yards - third in team history - on a club-record 62 attempts with 36 completions - good for second in team history - against the N.Y. Giants (10/28).
- Suffered a left ankle injury in the second quarter and missed the rest of the game against Cleveland (11/18).
- Helped Romo throw for 416 yards - his third 400-yard game of the season - and four touchdowns in the overtime loss to New Orleans (12/23).

2011:

- Made his NFL debut at right tackle at the N.Y. Jets (9/11), helping Romo throw for 342 yards and two touchdowns on 23-of-36 passes.
- Along with fellow 2011 draft choice Bill Nagy, it was the first time in franchise history a Cowboys team started two rookies on the offensive line in the season opener. The pair also became the seventh and eighth rookie linemen to ever start a season opener and the first since Rob Pettiti in 2005. Overall, they were the 38th and 39th rookies to start an opener for Dallas.
- Allowed time for Romo to throw for 345 yards and two touchdowns - his 20th straight game with a scoring toss and 28th career 300-yard game - in the overtime win at San Francisco (9/18).
- Blocked for Romo's 30th career 300-yard performance as the offense gained 377 yards of offense at New England (10/16).
- Opened holes for Murray to rush for a club-record 253 yards as the team finished with the fourth-most rushing yards in a game in team history (294) against St. Louis (10/23).
- The offense scored a touchdown on each of its first four possessions for the first time in team history and totaled 433 yards of offense while not yielding a sack in the win over Buffalo (11/13).

COLLEGE:

- All-America first-team selection by *The NFL Draft Report* and rated the best offensive tackle eligible for the 2011 draft as a junior.
- Recipient of the Morris Trophy, given to the top offensive lineman in the Pac-10, as voted by conference defensive lineman, a consensus All-Pac 10 first-team and named USC's Offensive Lineman of the Year.
- Started 12 games at right tackle and was the only lineman in the conference to record 100 knockdowns while adding 13 touchdown-resulting blocks and yielding just one sack the entire season.
- Saw time on special teams, blocking a pair of extra point attempts.
- Started the first 12 games of his sophomore season and was an All-American selection by *The NFL Draft Report* and honorable mention by *College Football News*.
- Earned honorable mention All-Pac 10 Conference pick helping USC average 149.5 rushing yards-per-game, along with 24 rushing touchdowns.
- Served as the backup left tackle and played on special teams as a true freshman, playing in 10 games, missing only one due to injury.

PERSONAL:

- Was a two-way lineman at Rancho Verde High School in Moreno Valley, Calif., and earned numerous honors as a senior, including *Parade*, *SuperPrep*, *PrepStar* and Scout.com All-America first-team.

- Consensus five-star pick who ranked 15th on the Rivals 100 list and as a junior made Cal-Hi Sports all-state underclassmen second-team.
- Majored in public policy, management and planning at USC.

COMMUNITY:

- 2011 Rookie Club presented by UnitedHealthcare.
- 2012-16 Dallas Cowboys Draft Day/Fan Appreciation Party.
- 2012-19 Dallas Cowboys U High School Camp.
- 2014-19 Reliant Home Run Derby benefiting The Salvation Army.
- 2014-16 Albertson's All Star Gala benefiting The Salvation Army and Muscular Dystrophy Association.
- 2014 NFL Play 60 clinic, London, England.
- 2014 Fan Appreciation Pep Rally, London, England.
- 2014 Cowboys/NFL United Way Play 60 campaign.
- 2015-16 Taste of the NFL: The Ultimate Cowboys Tailgate Party host benefiting North Texas Food Bank.
- 2015-17, 2019 Dirk Nowitzki Heroes Celebrity Baseball Game (2015 MVP).
- 2016 Offensive Line Visit to North Texas Food Bank.
- 2016 Ford Firehouse Restoration.
- 2017 The Salvation Army Disaster Relief Telethon for Hurricane Harvey.
- 2017 Thanksgiving Military Family Surprise presented by Ford.
- WrestleMania 32 week community event Make-a-Wish private signing at Dave & Buster's.
- Hosts youth football camp in his Moreno Valley, Calif., benefiting Rancho Verde High School.
- Annual Holiday Hospital Visits.
- Kick Off Luncheon and Dallas Cowboys Family Cookbook benefiting Happy Hill Farm.
- Make-A-Wish Foundation of North Texas.
- Salvation Army Angel Tree Christmas Program.

T. SMITH'S COWBOYS TOTALS

GAMES/STARTS (regular season, playoffs): 2011 (16/16); 2012 (15/15); 2013 (16/16); 2014 (16/16, 2/2); 2015 (16/16); 2016 (13/13, 1/1); 2017 (13/13); 2018 (13/13, 2/2); 2019 (13/13); 2020 (2/2); 2021 (11/11, 1/1). **Total: 144/144, 6/6.**

JEREMY SPRINKLE**87 • Tight End**

6-5 • 257 • 8/10/94

Arkansas • UFA(Was)-21

NFL: 6th Year • Cowboys: 2nd Year

Games/Starts: 2021-17/4; Career-76/37

Postseason: 2021-1/1; Career-2/1



PRO: Jeremy Sprinkle signed with Dallas as an unrestricted free agent after spending the first four years of his pro career with Washington. Primarily used as a blocker, Sprinkle has started 37 of the 76 games he played since being drafted in the fifth round (154th overall) by Washington in 2017. In his first season in Dallas, Sprinkle started four of the 17 games he played, seeing a majority of his time on special teams and as the second and third tight end, and caught three passes for 31 yards while posting three special teams stops. For his career, he has caught 37 passes for 332 yards with three touchdowns while also adding 10 tackles on special teams.

TRANSACTION SUMMARY:

3/23/22: Signed a one-year contract with Dallas through 2022.

8/31/21: Waived, signed to Dallas' practice squad (9/1) and activated (10/16).

4/7/21: Signed with Dallas as an unrestricted free agent through 2021.

4/29/17: Drafted in the fifth round (154th overall) by Washington.

2021:

- Played in all 17 games - the fourth straight season he appeared in each game - and started four, seeing most of his time as a second and third tight end and on special teams.
- Caught three passes for 31 yards and tallied three special teams stops in his first season in Dallas.
- Saw time mainly on special teams in each of the first five games as a standard elevation (Weeks 1,5) and as a COVID-19 replacement (Weeks 2-4).
- Signed to the active roster on Oct. 16 and was selected as the special teams captain against Denver (11/7).
- Had his first start of the season against his former team at Washington (12/12), then got the starting nod at the N.Y. Giants (12/19) and caught his first passes of the season, finishing with two for 21 yards.
- Named the special teams captain for the game against Washington (12/26), then started as the second tight end for the Wild Card game against San Francisco (1/16/22).

2020 (Washington):

- Played all 16 games for the third consecutive season, starting six contests, and caught one pass for six yards.
- Also finished second on the team with six special teams tackles.
- Had his catch against Dallas (10/25).

2019 (Washington):

- Started a career-high 13 games, playing in all 16 for the second consecutive season, and caught 26 passes for 241 yards and a touchdown.

- Caught his scoring pass against the N.Y. Jets (11/17), then notched a career-high with 36 yards on two catches at Carolina (12/1).
- Tied his career-high with three receptions at Dallas (12/29).

2018 (Washington):

- Played in all 16 games, starting nine, and caught five passes for 41 yards and a touchdown.
- Had his first career kick return for six yards and recovered a fumble against Carolina (10/14).
- Had his touchdown catch at Jacksonville (12/16), hauling in a career-best three passes.

2017 (Washington):

- Played in 11 games with five starts as a rookie and caught two passes for 13 yards with a touchdown.
- Made his NFL debut against Oakland (9/24), starting in a three-tight end set.
- Had his first career touchdown on his first career catch - a seven-yarder - at New Orleans (11/19).

COLLEGE:

- Finished his Razorbacks career with 71 catches for 921 yards and 11 touchdowns (school tight end record) in 51 games played.
- Started 11 of the 12 games he played as a senior in 2016 and caught 33 passes for 380 yards with four touchdowns.
- As a junior, led SEC tight ends with six touchdowns while gaining 389 yards on 27 catches.
- Played in all 13 contests as a sophomore in 2014 and logged seven catches for 84 yards and a score.
- Played in 12 games with two starts as a redshirt freshman and finished with 68 yards on four catches.
- Redshirted as a true freshman in 2012.

PERSONAL:

- Played tight end and defensive end at White Hall, Ark., High School, catching 45 passes for 841 yards with six touchdowns and tallying 92 tackles with 14.0 sacks to help the school reach the state semi-final for the first time in 20 years.
- Also starred in basketball and baseball at White Hall.
- Earned his degree in recreation and sport management from Arkansas in 2016.

COMMUNITY:

- Annual Team Holiday Hospital Visits.

SPRINKLE'S NFL TOTALS

Year Team	GP-GS	RECEIVING					SPECIAL TEAMS TACKLES								
		No	Yds	Avg	Long	TD	Solo	Ast	Tot	FF	FR	BP	BFG	BXP	
2017 Washington.....	11-5	2	13	6.5	7t	1	0	0-	0	0	0	0	0	0	0
2018 Washington.....	16-9	5	41	8.2	15	1	0	0-	0	0	1	0	0	0	
2019 Washington.....	16-13	26	241	9.3	23	1	1	0-	1	0	0	0	0	0	
2020 Washington.....	16-6	1	6	6.0	6	0	5	1-	6	0	0	0	0	0	
2021 Dallas.....	17-4	3	31	10.3	11	0	2	1-	3	0	0	0	0	0	
Totals.....	76-37	37	332	9.0	23	3	8	2-	10	0	1	0	0	0	
Playoffs															
2020 Washington.....	1-0	1	8	8.0	8	0	0	0-	0	0	0	0	0	0	0
2021 Dallas.....	1-1	0	0	0.0	0	0	0	0-	0	0	0	0	0	0	0
Totals.....	2-1	1	8	8.0	8	0	0	0-	0	0	0	0	0	0	0

ADDITIONAL STATISTICS

Kickoff Returns – 2020 (1 for 8 yards).

TERENCE STEELE

78 • Tackle

6-6 • 320 • 6/4/97

Texas Tech • UDFA-'20

NFL: 3rd Year • Cowboys: 3rd Year

Games/Starts: 2021-16/13; Career-32/27

Postseason: 2021-1/0; Career-1/0



PRO: After signing with Dallas as a rookie free agent following the 2020 NFL Draft, Terence Steele could have been considered a long shot to make the roster, but with a rash of injuries to the offensive line through training camp and the season, the Cibolo, Texas native not only earned a roster spot, but he also took on the starting right tackle job in place of La'el Collins (hip). Steele gained valuable NFL experience as a rookie, starting 14 of the 16 games he played. His experience as a rookie, as well as a focused offseason conditioning program, paid dividends for Steele in his second season as he started 13 of the 16 games he played - seeing time at both tackle spots. With the departure of Collins, Steele is the front-runner for the starting right tackle position in 2022.

TRANSACTION SUMMARY:

5/2/20: Signed with Dallas as an undrafted free agent.

2021:

- Started 13 of the 16 games he played - seven at right tackle, six at left.
- Started in place of Collins (suspension) for the Week 2 win at the LA Chargers (9/19).
- The offense rushed for a season-high 245 yards with a 7.2 yard-per-carry average behind Elliott's 143-yard effort against Carolina (10/3).
- In the win against the N.Y. Giants (10/10), the offense rolled up 515 yards - 201 rushing and 314 passing - to mark the first time since 1983 the Cowboys had 200-plus rushing yards and 300-plus passing yards.
- In totaling 567 yards at New England (10/17), the Cowboys compiled the most passing yards (445) against a Bill Belichick-coached team.
- Started at left tackle in place of Tyron Smith (ankle) against Denver (11/7) and against Atlanta (11/14), helping the offense rack up 37 points against the Falcons.
- Selected as an offensive captain for the game at Kansas City (11/21).
- Missed the game at New Orleans (12/2) on the COVID list but returned as a reserve at Washington (12/12) and saw time in the second quarter in place of Collins (cramping) and again in the fourth quarter with Collins ejected.
- At the N.Y. Giants (12/19) started in place of Smith and rotated series with Ty Nsekhe.
- With a touchdown catch against Washington (12/26), became the first Dallas offensive lineman with a touchdown reception in franchise history.
- Started the finale at Philadelphia (1/8/22) in place of Tyron Smith (Reserve/COVID-19), then saw time as a reserve lineman and on special teams in his postseason debut against San Francisco (1/16/22).

2020:

- Was one-of-three (Rico Dowdle and Sean McKeon) rookie free agents to make the roster out of training camp and due to injuries along the line, played in all 16 games, starting 14 at right tackle.
- Made his NFL debut at the LA Rams (9/13), starting in place of Collins (hip), becoming the first Cowboys rookie to start at right tackle in a season opener since Tyron Smith in 2011. Joined Charlie Granger (right tackle, 1961) as the only Cowboys undrafted free agents to start a season-opener as a rookie.
- Also joined CeeDee Lamb and Trevon Diggs as starters to mark the first time Dallas had three rookies start a season opener since Antonio Bryant, Andre Gurode and Roy Williams in 2002.
- Moved to a reserve role at Minnesota (11/22) and against Washington (11/26), yielding the starting slot to Zack Martin.
- Called into action at right tackle after Martin (calf) was felled against Washington (11/26).
- Finished the year starting the final five games at right tackle.

COLLEGE:

- Four-year starter (47 games), who left Texas Tech as a two-time All-Big 12 offensive tackle and team captain.
- Started the first 37 games of his career before missing the first two games of 2019 due to injury.
- Anchored a line that only allowed 18.0 sacks in 2019 despite attempting the third-most passes in the nation (531).
- Showed his ability to play both sides of the line, as he rotated back and forth from right tackle to left tackle throughout his time in Lubbock.
- Started at left tackle as a redshirt freshman in 2016 for a Red Raider offense that featured reigning Super Bowl MVP Patrick Mahomes as the quarterback.
- Named to the All-Big 12 freshman team by Athlon Sports in 2016, helping the Texas Tech offense lead the nation in both passing yards and total offense.

PERSONAL:

- Rated a three-star prospect out of Steele High School in Cibolo, Texas.
- Second-team all-state selection by Dave Campbell's Texas Football.
- As a senior, named unanimous first-team All-District 25-6A and *San Antonio Express-News* first-team All-Area.
- Graded out at 96 percent as a senior in 2014 with 42 pancakes and 55 knockdowns.
- Earned his degree in sport management at Texas Tech.

COMMUNITY:

- 2020 Rookie Club Salute to Service Week.
- 2021 NFL My Cause My Cleats campaign - MVP Merging Vets & Players.
- WrestleMania 38 Special Olympics Camp.
- Annual Team Holiday Hospital Visits.

STEELE'S COWBOYS TOTALS

GAMES/STARTS: 2020 (16/14); 2021 (16/13, 1/0). **Totals:** (32/27, 1/0).

ADDITIONAL STATISTICS

Receptions – 2021 (1 for 1 yard, 1 TD).

LEIGHTON VANDER ESCH

55 • Linebacker

6-4 • 255 • 2/8/96


Boise State • D1-'18 (19th overall)

NFL: 5th Year • Cowboys: 5th Year

Games/Starts: 2021-17/16; Career-52/46

Postseason: 2021-1/1; Career-3/3

DALLAS DALLAS DALLAS
COWBOYS



PRO: With the selection of Leighton Vander Esch in the first round (19th overall) of the 2018 NFL Draft, the Dallas Cowboys added a rangy, athletic linebacker with a nose for the ball. Vander Esch was an impact player for Dallas as a rookie, stepping in for Sean Lee (hamstring) and starting 11 of the 16 games he played. By season's end, Vander Esch led the team with a club rookie record 176 tackles (fourth in a season in team history) and earned a Pro Bowl spot (as a replacement for Luke Kuechly) to become the third Cowboys rookie defender, first linebacker, to play in the game. Along the way, he took home NFC Defensive Rookie of the Month honors (November) to become the third Cowboys rookie to win the award. After a stout rookie season, Vander Esch looked to improve his dominance, but his second season was shortened to just nine games and 87 tackles - third on defense - after suffering a neck injury that put him on Reserve/Injured for the finale and led to surgery. He spent the offseason rehabbing and regaining his form and returned in 2020 to start 10 games, missing six games with a broken clavicle (four games) and an ankle injury (two). Despite the injuries, Vander Esch finished third on the defense with 73 tackles and was named the team's Ed Block Courage Award winner. In 2021 Vander Esch placed second on the defense with 86 tackles to go along with one sack, three tackles for loss, five pressures, two breakups and an interception. He signed a one-year contract with Dallas for 2022 and will be counted on as the veteran linebacker among the group.

TRANSACTION SUMMARY:

3/18/22: Signed a one-year contract with Dallas through 2022.

9/15/20: Placed on Reserve/Injured with a clavicle injury.

12/24/19: Placed on Reserve/Injured with a neck injury.

4/26/18: Drafted in the first round (19th overall) by Dallas.

2021:

- Played in each game for the second time in his career, starting 16 of the 17 contests, and was second on the defense with 86 tackles while adding one sack, three tackles for loss, five pressures, two breakups and an interception.
- Started the game at the LA Chargers (9/19) and had seven tackles, one for a loss, one sack and a pressure.
- Was the defensive captain at New England (10/17) and notched four stops.
- Registered a season-best 11 tackles with one for a loss against Denver (11/7), then topped 400 career tackles at the N.Y. Giants (12/19), finishing with four.
- Made his 50th career appearance in the game against Washington (12/26) and logged five tackles and a hurry, then had a team-high 10 stops against Arizona (1/2/22).
- In the season finale at Philadelphia (1/8/22), intercepted a pass to go with six tackles, a breakup and a hurry.
- Led the team with a postseason career-high 13 tackles in the Wild Card game against San Francisco (1/16/22).

2020:

- Returned to the playing field after undergoing neck surgery in 2019 and started all 10 games he played, missing six to injuries.
- Third on the defense with 73 tackles, adding one tackle for loss, one sack, one breakup and a forced fumble.
- Selected as the 2020 Ed Block Courage Award winner by his teammates.
- Posted four tackles in the opener at the LA Rams (9/13) before a broken clavicle put him on Reserve/Injured.
- Returned to practice Oct. 7 and activated Oct. 19 to start against Arizona (10/19) and tallied four tackles.
- Logged a season-best 13 tackles at Washington (10/25).
- Selected as a team captain for the game at Philadelphia (11/1) and notched three tackles, his first career full sack and a forced fumble.
- Topped 300 career tackles, finishing with a team-high and season-high tying 13 at Minnesota (11/22).
- Left the game against San Francisco (12/20) with an ankle injury and was inactive/injured the final two games.

2019:

- Started all nine games he played, missing six with injuries, and landed on Reserve/Injured-neck for the finale.
- Despite missing seven games, finished third on the defense with 87 tackles while adding two tackles for losses, three pressures, three breakups, a forced fumble and a half sack.
- Had a half sack - his first career sack stat - and his first career forced fumble in the opener against the N.Y. Giants (9/8).
- Reached 200 career tackles in the game against Miami (9/22), posting eight.
- Led the team with a season-high 15 stops at New Orleans (9/29), then paced the unit with 12 tackles against Green Bay (10/6) and 11 at the N.Y. Jets (10/13).
- Suffered a neck injury in the game against Philadelphia (10/20), sat out at the N.Y. Giants (11/4) then returned against Minnesota (11/10) to lead the defense with a season-high tying 15 tackles.
- Played in his final contest of the season at Detroit (11/17) before a neck injury made him inactive for five games and eventually landing him on Reserve/Injured on Christmas Eve.

2018:

- Started 11-of-16 games played and led the team with a club rookie record 176 tackles - fourth in team history.
- Earned a Pro Bowl nod (replacement for Kuechly) - the third Dallas rookie defender, first linebacker.
- Made his NFL debut as a reserve linebacker in the opener at Carolina (9/9) and had four tackles, then was second on the team with 10 tackles at Seattle (9/23).

STAFF
LEIGHTON VANDER ESCH
2021 SEASON
RECORDS
PLAYOFF RECORDS
HISTORY
SIDELINES

- Earned the first start of his career with Lee (hamstring) inactive against Detroit (9/30) and led the team with 10 tackles and his first career tackle for loss.
- Logged 18 tackles, including 12 solos, at Houston (10/7), then led the team with 12 tackles against Jacksonville (10/14) and Tennessee (11/5).
- Took home NFC Defensive Player of the Week, finishing with a single-game club rookie record 19 tackles, including a season-high 15 solos, with one for a loss, a breakup and his first career interception at Philadelphia (11/11).
- Reached 100 tackles on the season at Atlanta (11/18), finishing with 12 tackles, three breakups, an interception (second straight game with a pick) and a hurry.
- Tied the single-season club rookie tackle record (136), finishing against Philadelphia (12/9) with eight.
- Led the defense with 18 tackles (second in his career) in the NFC East-clinching win over Tampa Bay (12/23).
- Paced the defense with 12 tackles, along with a pressure, in the Wild Card game against Seattle (1/5/19.)

COLLEGE:

- Started all 14 games he played and led the team with 141 tackles, tied for the team lead with three interceptions, second with 8.5 tackles for loss and third with 4.0 sacks as a junior.
- Was limited to six games as a sophomore while fighting through injuries, logging 27 tackles, a sack, 3.5 stops for losses, one breakup and an interception.
- As a redshirt freshman, played in 12 games as a reserve linebacker and posted 20 tackles, one tackle for a loss, two breakups and a fumble recovery. Added a rush for 10 yards on a fake punt.
- Redshirted as a true freshman.

PERSONAL:

- Was a three-sport athlete (football, basketball and track and field) at Salmon River High School in Riggins, Idaho.
- Helped the school to state titles in both football and basketball as a junior and senior.
- Played eight-man football, seeing time at quarterback and linebacker.
- Majored in general business at Boise State.
- He and his wife, Madalynn, were married in the spring of 2019.

COMMUNITY:

- 2018 Rookie Club presented by Essilor USA.
- 2018-19 Dallas Cowboys U High School Camp.
- 2020 Cowboys Draft Live virtual draft party.
- 2021 Draft-A-Thon.
- 2022 Dallas Cowboys Draft Day/Fan Appreciation Party.
- 2022 Reliant Home Run Derby benefiting The Salvation Army.
- Annual Team Holiday Hospital Visits.
- Kick Off Luncheon and Dallas Cowboys Family Cookbook benefiting Happy Hill Farm.
- Make-A-Wish Foundation of North Texas.
- Salvation Army Angel Tree Christmas Program.

VANDER ESCH'S COWBOYS TOTALS

Year Team	GP-GS	DEFENSE										INTERCEPTIONS					FUMBLES REC			
		ST	AT	TT	Sks-Yds	Tkl/Ls	QB	Prs	PBU	FF	No	Yds	Avg	Lg	TD	No	Yds	Avg	Lg	TD
2018 Dallas	16-11	125	51	176	0.0(0)	3(-7)	5	6	0	2	56	28.0	28	0	0	0	0.0	0	0	0
2019 Dallas	9-9	58	29	87	0.5(-2)	2(-6)	3	3	1	0	0	0.0	0	0	0	0	0.0	0	0	0
2020 Dallas	10-10	40	33	73	1.0(-10)	1(-1)	0	1	1	0	0	0.0	0	0	0	0	0.0	0	0	0
2021 Dallas	17-16	62	24	86	1.0(-7)	3(-6)	5	2	0	1	7	7.0	7	0	0	0	0.0	0	0	0
Totals	52-46	285	137	422	2.5(-19)	9(-20)	13	12	2	3	63	21.0	28	0	0	0	0.0	0	0	0
Playoffs																				
2018 Dallas	2-2	15	4	19	0.0(0)	0(0)	2	0	0	0	0	0.0	0	0	0	0	0.0	0	0	0
2021 Dallas	1-1	7	6	13	0.0(0)	0(0)	0	0	0	0	0	0.0	0	0	0	0	0.0	0	0	0
Totals	3-3	22	10	32	0.0(0)	0(0)	2	0	0	0	0	0.0	0	0	0	0	0.0	0	0	0

ADDITIONAL STATISTICS

Special Teams Tackles – 2018 (1-2-3).

SINGLE-GAME HIGHS

Total Tackles – 19 at Philadelphia, 11/11/18

Playoffs – 13 San Francisco, 1/16/22

Solo Tackles – 15 at Philadelphia, 11/11/18

Playoffs – 11 vs. Seattle, 1/5/19

VANDER ESCH'S CAREER GAME-BY-GAME**DEFENSE**

Game	2018 (Dallas)										2018 (Dallas), cont									
	ST	AT	TT	Sks Yds	Tkl/Ls	QB	Prs	PBU	Game	ST	AT	TT	Sks Yds	Tkl/Ls	QB	Prs	PBU			
L-@ Car 9/9	3	1	4						W-NO 11/29	7	2	9		1(-1)						
W-NYG 9/16	6	0	6						W-Phi 12/9	5	3	8								
L-@ Sea 9/23	7	3	10		1(-1)				L-@ Ind 12/16	7	5	12								
W-Det 9/30	6	4	10			1			W-TB 12/23	14	4	18								
L-@ Hou 10/7	12	6	18						W-@ NYG 12/30	6	4	10				1				
W-Jac 10/14	9	3	12			1			Totals	125	51	176		3(-7)	5	6				
L-@ Was 10/21	4	1	5						Playoffs											
L-Ten 11/5	10	2	12			1	1		W-Sea 1/5/19	11	1	12				1				
W-@ Phi 11/11	15	4	19		1(-5)				L-@ LAR 1/12/19	4	3	7				1				
W-@ Atl 11/18	6	6	12			1	3		Totals	15	4	19				2				
W-Was 11/22	8	3	11			1														

2019 (Dallas)							
Game	ST	AT	TT	Sks Yds	Tkl/ Ls	QB Prs	PBU
W-NYG 9/8.....	7	2	9	0.5(-2)		1	1
W-@ Was 9/15.....	5	4	9			1	
W-Mia 9/22.....	6	2	8				1
L-@ NO 9/29.....	11	4	15			1	
L-GB 10/6.....	6	6	12				
L-@ NYG 10/13.....	6	5	11				
-@ NYG 11/4.....				INACTIVE/INJURED-Neck			
L-Min 11/10.....	11	4	15		1(-3)		
W-@ Det 11/17.....	4	2	6				1
L-@ NE 11/24.....				INACTIVE/INJURED-Neck			
L-Buf 11/28.....				INACTIVE/INJURED-Neck			
L-@ Chi 12/5.....				INACTIVE/INJURED-Neck			
W-LAR 12/15.....				INACTIVE/INJURED-Neck			
L-@ Phi 12/22.....				INACTIVE/INJURED-Neck			
W-Was 12/29.....				RESERVE/INJURED-Neck			
Totals.....	58	29	87	0.5(-2)	2(-6)	3	3

2020 (Dallas)							
Game	ST	AT	TT	Sks Yds	Tkl/ Ls	QB Prs	PBU
L-@ LAR 9/13.....	2	2	4				
W-Atl 9/20.....				RESERVE/INJURED-Clavicle			
L-@ Sea 9/27.....				RESERVE/INJURED-Clavicle			
L-Cle 10/4.....				RESERVE/INJURED-Clavicle			
W-NYG 10/11.....				RESERVE/INJURED-Clavicle			
L-Ari 10/19.....	2	2	4				
L-@ Was 10/25.....	9	4	13				
L-@ Phi 11/1.....	1	2	3	1.0(-10)			
L-Pit 11/8.....	3	3	6				
W-@ Min 11/22.....	7	6	13				
L-Was 11/26.....	5	5	10		1(-1)		

2020 (Dallas), cont.							
Game	ST	AT	TT	Sks Yds	Tkl/ Ls	QB Prs	PBU
L-@ Bal 12/3.....	4	4	8				
W-@ Cin 12/13.....	6	2	8				1
W-SF 12/20.....	1	3	4				
W-Phi 12/27.....				INACTIVE/INJURED-Ankle			
L-@ NYG 1/3/21.....				INACTIVE/INJURED-Ankle			
Totals.....	40	33	73	1.0(-10)	1(-1)		1


2021 (Dallas)							
Game	ST	AT	TT	Sks Yds	Tkl/ Ls	QB Prs	PBU
L-@ TB 9/9.....	2	2	4				
W-@ LAC 9/19.....	4	3	7	1.0(-7)	1(-2)	1	
W-Phi 9/27.....	4	0	4				
W-Car 10/3.....	4	1	5				
W-NYG 10/10.....	3	2	5		1(-2)		
W-@ NE 10/17.....	2	2	4				
W-@ Min 10/31.....	3	1	4				
L-Den 11/7.....	9	2	11		1(-2)		
W-Atl 11/14.....	2	1	3				1
L-@ KC 11/21.....	2	1	3				1
L-LV 11/25.....	3	1	4				
W-@ NO 12/2.....	1	1	2				
W-@ Was 12/12.....	3	1	4				1
W-@ NYG 12/19.....	3	1	4				
W-Was 12/26.....	3	2	5				1
L-Ari 1/2/22.....	9	1	10				
W-@ Phi 1/8/22.....	5	1	6				1
Totals.....	62	24	86	1.0(-7)	3(-6)	5	2

Playoffs							
L-SF 1/16/22.....	7	6	13				

JAMES WASHINGTON

83 • Wide Receiver

5-11 • 216 • 4/2/96
 Oklahoma State • UFA(Pit)-22
 NFL: 5th Year • Cowboys: 1st Year
 Games/Starts: 2021-15/2; Career-60/25
 Postseason: 2021-0/0; Career-2/0



PRO: The Dallas Cowboys signed James Washington as an unrestricted free agent during the 2022 offseason, adding a versatile weapon who has experience in the slot and out wide. Washington, originally a second round pick (60th overall) by the Pittsburgh Steelers, is an explosive deep threat with terrific ball skills. Through four seasons, Washington has accumulated 114 receptions for 1,629 yards and 11 touchdowns. Washington was a highly-touted prospect heading into the 2018 NFL Draft after a stellar four-year career at Oklahoma State, including winning the 2017 Biletnikoff Award as the nation's top collegiate receiver. With the departure of Amari Cooper, he will compete for a spot in the starting lineup.

TRANSACTION SUMMARY:

- 3/21/22:** Signed with Dallas as an unrestricted free agent through 2022.
- 4/27/18:** Drafted in the second round (60th overall) by Pittsburgh.

2021 (Pittsburgh):

- Appeared in 15 games, two starts, and had 24 receptions for 285 yards and two touchdowns.
- Tied a season-high four catches for 69 yards at Green Bay (10/3).
- Talled four receptions for 65 yards and a touchdown at Minnesota (12/9).
- In the playoff game at Kansas City (1/16/22), recorded his first career postseason touchdown reception, a 15-yard catch from Ben Roethlisberger.

2020 (Pittsburgh):

- Played in all 16 regular season games for the first time in his career with 10 starts, reeling in 30 catches for 392 yards and a career-best five touchdowns.
- Recorded a season-high five receptions for 36 yards against Houston (9/27).
- Caught two passes for a season-high 80 yards against Washington (12/7), including a 50-yard touchdown reception.
- In his postseason debut against Cleveland (1/10/21), caught five passes for 72 yards.

2019 (Pittsburgh):

- Played in 15 games with 10 starts and recorded career-highs in receiving yards (735) and receptions (44).
- Led the Steelers in yards-per-catch (16.7 avg.) and added three scores.
- Recorded the team's longest reception of the season, a career-best 79-yard touchdown catch against Cincinnati (9/30).
- Set a single-game career-high with six receptions for 90 yards and a touchdown against the LA Rams (11/10).
- Recorded his first career 100-yard receiving game against Cleveland (12/1), finishing with four receptions for a career-high 111 yards and a 30-yard game-tying touchdown catch.

2018 (Pittsburgh):

- Saw action in 15 games, starting six, and tallied 16 catches for 217 yards and one touchdown as a rookie.
- Made his NFL debut in a tie at Cleveland (9/9) but did not record any stats.
- Recorded his first career reception in the first start of his career against Kansas City (9/16), a 14-yard touchdown grab from Roethlisberger.
- Set a single-game season-high in receiving yards (65) against New England (12/16).

COLLEGE:

- Left school as Oklahoma State's all-time leading receiver with 4,472 career receiving yards, second in Big 12 history.
- Joined Rashaun Woods as the only players in Oklahoma State history to record at least 1,000 receiving yards and 10 touchdowns in three different seasons.
- Recipient of the 2017 Biletnikoff Award - nation's top receiver - and a unanimous All-American and All-Big 12 selection. Led the country with 1,549 receiving yards and 119.2 receiving yards-per-game in 2017.
- Earned first-team All-Big 12 honors as a junior after finishing second in the Big 12 with 1,380 receiving yards.
- Tabbed National Offensive Player of the Week from the Walter Camp Football Foundation following a 296-receiving yard performance on nine catches and two touchdowns at Pittsburgh.
- As a sophomore totaled 1,087 receiving yards and 10 touchdown catches en route to securing second-team All-Big 12 honors.
- Led Oklahoma State with six touchdown receptions in 2014, which ranked fourth in the nation among freshmen.

PERSONAL:

- Played three years at Stamford, Texas, High School from 2011-13 and won back-to-back Class 1A Division I state titles at AT&T Stadium (2012-13).
- Caught 73 passes for 1,331 yards and 24 touchdowns as a senior.
- Also competed in basketball, tennis and track in high school, where he won state championships in the 200-meter dash and triple jump as a senior.
- Earned his degree in agricultural business with an option in farm and ranch management from Oklahoma State.
- He and his wife, Julia, were married in March 2021 and have a daughter, Tatum.

WASHINGTON'S NFL TOTALS

Year Team	GP-GS	RECEIVING					RUSHING				
		No	Yds	Avg	Long	TD	No	Yds	Avg	Long	TD
2018 Pittsburgh.....	14-6	16	217	13.6	47	1	0	0	0.0	0	0
2019 Pittsburgh.....	15-10	44	735	16.7	79t	3	0	0	0.0	0	0
2020 Pittsburgh.....	16-7	30	392	13.1	50t	5	0	0	0.0	0	0
2021 Pittsburgh.....	15-2	24	285	11.9	42	2	2	13	6.5	12	0
Totals.....	60-25	114	1,629	14.3	79t	11	2	13	6.5	12	0
Playoffs											
2020 Pittsburgh.....	1-0	5	72	14.4	27	0	0	0	0.0	0	0
2021 Pittsburgh.....	1-0	2	37	18.5	22	1	0	0	0.0	0	0
Totals.....	2-0	7	109	15.6	27	1	0	0	0.0	0	0

SINGLE-GAME HIGHS

Receptions – 6 vs. LA Rams, 11/10/19
 Receiving Yards – 111 vs. Cleveland, 12/1/19
 Long Reception – 79t at Cincinnati, 11/24/19

WASHINGTON'S CAREER GAME-BY-GAME RECEIVING

Game	2018 (Pittsburgh)					Game	2019 (Pittsburgh)				
	No	Yds	Avg	Long	TD		No	Yds	Avg	Long	TD
T-@ Cle 9/9.....	0	0	0.0	0	0	L-@ NE 9/8.....	2	51	25.5	45	0
L-KC 9/16.....	1	14	14.0	14t	1	L-Sea 9/15.....	2	23	11.5	12	0
W-@ TB 9/24.....	2	25	12.5	13	0	L-@ SF 9/22.....	2	14	7.0	8	0
L-Bal 9/30.....	2	10	5.0	6	0	W-Cin 9/30.....	0	0	0.0	0	0
W-Atl 10/7.....	0	0	0.0	0	0	L-Bal 10/6.....	3	52	17.3	26	0
W-@ Cin 10/14.....	0	0	0.0	0	0	W-@ LAC 10/13...		INACTIVE/INJURED-Shoulder			
W-Cle 10/28.....			INACTIVE			W-Mia 10/28.....	1	21	21.0	21	0
W-@ Bal 11/4.....	2	17	8.5	9	0	W-Ind 11/3.....	4	69	17.3	40	0
W-Car 11/8.....	0	0	0.0	0	0	W-LAR 11/10.....	6	90	15.0	34	1
W-@ Jac 11/18....	1	11	11.0	11	0	L-@ Cle 11/14.....	3	49	16.3	22	0
L-@ Den 11/25.....	0	0	0.0	0	0	W-@ Cin 11/24....	3	98	32.7	79t	1
L-LAC 12/2.....			INACTIVE			W-Cle 12/1.....	4	111	27.8	44	1
L-@ Oak 12/9.....	2	11	5.5	6	0	W-@ Ari 12/8.....	4	33	8.3	12	0
W-NE 12/16.....	3	65	21.7	32	0	L-Buf 12/15.....	1	6	6.0	6	0
L-@ NO 12/23.....	0	0	0.0	0	0	L-@ NYJ 12/22....	5	98	19.6	41	0
W-Cin 12/30.....	3	64	21.3	47	0	L-@ Bal 12/29.....	5	98	19.6	45t	3
Totals.....	16	217	13.6	47	1	Totals.....	44	735	16.7	79t	3

Game	2020 (Pittsburgh)				
	No	Yds	Avg	Long	TD
W-@ NYG 9/14.....	2	34	17.0	21	1
W-Den 9/20.....	3	22	7.3	10	0
W-Hou 9/27.....	5	36	7.2	15	0
W-Phi 10/11.....	3	25	8.3	12	0
W-Cle 10/18.....	4	68	17.0	28t	1
W-@ Ten 10/25.....	0	0	0.0	0	0
W-@ Bal 11/1.....	0	0	0.0	0	0
W-@ Dal 11/8.....	1	17	17.0	17t	1
W-Cin 11/15.....	2	30	15.0	16	0
W-@ Jac 11/22.....	1	12	12.0	12	0
W-Bal 12/2.....	2	19	9.5	16	0
L-Was 12/7.....	2	80	40.0	50t	1
L-@ Buf 12/13.....	3	29	9.7	19t	1
L-@ Cin 12/21.....	0	0	0.0	0	0
W-Ind 12/27.....	2	20	10.0	13	0
L-@ Cle 1/3/21.....	0	0	0.0	0	0
Totals.....	30	392	13.1	50t	5
Playoffs					
L-Cle 1/10/21.....	5	72	14.4	27	0

Game	2021 (Pittsburgh)				
	No	Yds	Avg	Long	TD
W-@ Buf 9/12.....	2	10	5.0	9	0
L-LV 9/19.....	0	0	0.0	0	0
L-Cin 9/26.....	3	20	6.7	8	0
L-@ GB 10/8.....	4	69	17.3	30	0
W-Den 10/10.....		INACTIVE/INJURED-Groin			
W-Sea 10/17.....	1	9	9.0	9	0
W-@ Cle 10/31.....	1	4	4.0	4	0
W-Chi 11/8.....	1	42	42.0	42	0
T-Det 11/14.....	2	15	7.5	9	1
L-@ LAC 11/21.....	2	12	6.0	7	0
L-@ Cin 11/28.....	1	3	3.0	3	0
W-Bal 12/5.....	0	0	0.0	0	0
L-@ Min 12/9.....	4	65	16.3	30	1
W-Ten 12/19.....	3	36	12.0	19	0
L-@ KC 12/26.....	0	0	0.0	0	0
W-Cle 1/3/22.....	0	0	0.0	0	0
W-@ Bal 1/9/22.....	0	0	0.0	0	0
Totals.....	24	285	11.9	42	2
Playoffs					
L-@ KC 1/16/22.....	2	37	18.5	22	1

CARLOS WATKINS

91 • Defensive Tackle

6-3 • 305 • 12/5/93
 Clemson • UFA(Hou)-21
 NFL: 6th Year • Cowboys: 2nd Year
 Games/Starts: 2021-15/14; Career-57/32
 Postseason: 2021-1/1; Career-2/1



PRO: In looking to bolster their defensive line, the Dallas Cowboys signed Carlos Watkins during 2021 free agency. Watkins arrived in Dallas after playing the first four seasons of his career with Houston following his selection by the Texans in the fourth round (142nd overall) in 2017. Watkins stepped into the defensive line rotation and started 14 of the 15 games he played to set career-bests in tackles (32) and tackles for loss (four) while intercepting his first career pass for a 29-yard touchdown return. For his career, Watkins has played in 57 games with 32 career starts for Houston and Dallas, and he has logged 106 tackles, 5.0 sacks, nine tackles for losses, seven hurries, six breakups, two fumble recoveries and an interception in that span.

TRANSACTION SUMMARY:

- 3/22/21:** Signed with Dallas as an unrestricted free agent through 2021.
- 4/29/17:** Drafted in the fourth round (142nd overall) by Houston.

2021:

- Started a career-high 14 games, seeing action in 15, and set a personal-best with 32 tackles and four tackles for loss while adding a sack, two hurries, one breakup and an interception he returned 29 yards for a touchdown.
- Started his Cowboys debut at Tampa Bay (9/9) and had a tackle.
- Missed games against Philadelphia (9/27) and Carolina (10/3) with a knee injury but returned against the N.Y. Giants (10/10) to the tune of three tackles and a hurry.
- Logged his 25th career start, playing in his 50th career game, logging three tackles with one for a loss at Kansas City (11/21).
- Selected as the defensive captain on Thanksgiving Day against Las Vegas (11/25), then had two tackles and intercepted his first career pass that he returned 29 yards for his first career touchdown at New Orleans (12/2).
- With two tackles against Washington (12/26), topped 100 for his career.
- Logged a pressure in his first career postseason start in the Wild Card game against San Francisco (1/16/22).

2020 (Houston):

- Played in all 16 games for the first time in his career - starting 11 - and finished with 27 tackles, 2.0 sacks, two tackles for losses, two hurries, three breakups and a fumble recovery.
- Posted a sack at Pittsburgh (9/27) and had a season-high four stops at Chicago (12/13).
- Added his second sack of the season with a season-high tying four tackles against Tennessee (1/3/21).

2019 (Houston):

- Played in 10 games with one start and notched 23 tackles, one sack, two hurries, a breakup and a fumble recovery.
- Had two stops and a breakup in the opener at New Orleans (9/9), then recovered his first career fumble in the game against Carolina (9/29).

- Notched his sack at Jacksonville (11/3), then had a career-best six tackles in the finale against Tennessee (12/29) in which he started.
- Made his postseason debut in the Wild Card Game against Buffalo (1/4/20) but did not have any stats.

2018 (Houston):

- Played in just four games - inactive for 12 - and logged three tackles, one sack and a hurry.
- All of his stats came in the season finale against Jacksonville (12/30).

2017 (Houston):

- Played in 12 games with six starts as a rookie to finish with 21 tackles, three for losses, and a breakup.
- Made his NFL debut and logged his first career tackle against Tennessee (10/1).
- Earned his first career start and finished against Indianapolis (11/5) with three stops and his first tackle for a loss.

COLLEGE:

- In five seasons at Clemson (2012-16), tallied 191 tackles, 26 for losses, and 14.0 sacks in 53 games with 30 starts.
- As a senior in 2016, notched 82 tackles, 13.5 for loss, 10.5 sacks - tops by a school tackle - while starting all 15 games.
- Registered 69 tackles, eight for losses, and 3.5 sacks, starting 14-of-15 games played as a junior in 2015.
- In 2014 as a redshirt sophomore, had 13 tackles, two for losses, and four pressures in 11 games.
- Posted 11 tackles, 1.5 for loss, and a pressure in three games, missing the remainder of the season following a car accident as a sophomore in 2013 and received a redshirt.
- As a freshman in 2012, notched 16 tackles, one for a loss, and three pressures in nine games.

PERSONAL:

- Ranked as the seventh defensive lineman in the nation out of Chase High School in Forest City, N.C., logging 15.0 sacks, five forced fumbles and an interception as a senior.
- Averaged over 21 points and 10 rebounds-per-game for Chase's basketball team.
- Earned his degree in sociology at Clemson.

COMMUNITY:

- WrestleMania 38 School Pep Rally.
- Annual Team Holiday Hospital Visits.

WATKINS' NFL TOTALS

Year Team	GP-GS	DEFENSE										INTERCEPTIONS					FUMBLES REC				
		ST	AT	TT	Sks-Yds	Tkl/Ls	QB Prs	PBU	FF	No	Yds	Avg	Lg	TD	No	Yds	Avg	Lg	TD		
2017 Houston	12-6	9	12	21	0.0(0)	3(-9)	0	1	0	0	0	0.0	0	0	0	0	0.0	0	0		
2018 Houston	4-0	2	1	3	1.0(-2)	0(0)	1	0	0	0	0	0.0	0	0	0	0	0.0	0	0		
2019 Houston	10-1	10	13	23	1.0(-3)	0(0)	2	1	0	0	0	0.0	0	0	1	0	0.0	0	0		
2020 Houston	16-11	17	10	27	2.0(-10)	2(-3)	2	3	0	0	0	0.0	0	0	1	0	0.0	0	0		
2021 Dallas	15-14	18	14	32	1.0(-8)	4(-10)	2	1	0	1	29	29.0	29t	1	0	0	0.0	0	0		
Totals	57-32	56	50	106	5.0(-23)	9(-22)	7	6	0	1	29	29.0	29t	1	2	0	0.0	0	0		
Playoffs																					
2018 Houston	0-0	0	0	0	0.0(0)	0(0)	0	0	0	0	0	0.0	0	0	0	0	0.0	0	0		
2019 Houston	1-0	0	0	0	0.0(0)	0(0)	0	0	0	0	0	0.0	0	0	0	0	0.0	0	0		
2021 Dallas	1-1	0	0	0	0.0(0)	0(0)	1	0	0	0	0	0.0	0	0	0	0	0.0	0	0		
Totals	2-1	0	0	0	0.0(0)	0(0)	1	0	0	0	0	0.0	0	0	0	0	0.0	0	0		

SINGLE-GAME HIGHS

Total Tackles – 6 vs. Tennessee, 12/29/19
Solo Tackles – 3 vs. Tennessee, 12/29/19 and at Chicago, 12/13/20

DONOVAN WILSON**6 • Safety**

6-0 • 205 • 2/21/95

Texas A&M • DG-19 (213th overall)

NFL: 4th Year • Cowboys: 4th Year

Games/Starts: 2021-9/3; Career-34/13

Postseason: 2021-1/1; Career-1/1



PRO: Donovan Wilson was added to the mix at the safety position with the selection of the former Texas A&M product in the sixth round (213th overall) of the 2019 NFL Draft. Wilson played in 11 games as a rookie, seeing a majority of his time on special teams. In his second season, Wilson earned a starting role in Week 5 and went on to start 10 of the final 12 games, missing two to a groin injury. By season's end, he ranked fourth on the defense with 68 tackles while tying for first with two fumble recoveries, tying for second with three forced fumbles and two interceptions and tied for third with 3.5 sacks. Wilson was limited to starts in three-of-nine-contests in 2021, suffering multiple injuries through the season and posted 30 tackles with one for a loss, one hurry and one breakup. He will again be competing for a starting spot in Dallas' secondary as he enters his fourth pro season.

TRANSACTION SUMMARY:

- 11/24/21:** Placed on Reserve/Injured with a shoulder/chest injury, designated for return (12/15) and activated (12/25).
- 4/26/19:** Drafted in the sixth round (213th overall) by Dallas.

2021:

- Limited to three starts in nine games, first suffering a groin injury early in the season, then a chest and shoulder injury later.
- Posted 30 tackles, one for a loss, one hurry and one breakup on the year.
- Started the season opener at Tampa Bay (9/9) and logged a hurry but was Inactive/Injured-groin for the next four games, returning to limited duty for the win at New England (10/31).
- Started at free safety for the win over Atlanta (11/14) and notched three tackles and a hurry, then served as a team captain at Kansas City (11/21).
- Suffered a chest and shoulder injury in the Chiefs game, landed on Reserve/Injured on Nov. 24 and returned to practice Dec. 15.
- Saw action against Washington (12/26) and notched three tackles.
- Started as the third safety in his postseason debut, finishing the Wild Card game against San Francisco (1/16/22) with eight tackles and a pressure.

2020:

- Earned a starting safety spot in Week 5 and started 10 of the remaining 12 games, missing two with a groin injury, and finished fourth on the team with 68 tackles while adding 3.5 sacks (tied for third), three forced fumbles (tied for second), two fumble recoveries (tied for first) and two interceptions (tied for second). Also added six special teams tackles.
- Saw extended playing time against Cleveland (10/4), replacing Darian Thompson, and finished with nine tackles and his first career sack.
- Made his first career start and tallied two tackles in the win against the N.Y. Giants (10/11), then selected as a team captain for the Week 6 game against Arizona (10/19).
- Notched his second career sack, which he forced and recovered his first career fumble, to go with four tackles at Philadelphia (11/1).
- Tallied nine tackles, a half sack, two forced fumbles and a fumble recovery at Minnesota (11/22), then selected as the special teams captain for the Thanksgiving game against Washington (11/26), finishing with nine stops.

2019:

- Played in 11 games as a rookie, mainly on special teams, and finished the year with three coverage tackles.
- Missed the first two games of the season with an ankle injury, then made his NFL debut on special teams against Miami (9/22).
- Had his first tackle on special teams against Minnesota (11/10).

COLLEGE:

- A three-year starter and defensive captain for the Aggies who compiled 207 total tackles, 5.0 sacks, 21.5 tackles for loss, 16 pass breakups and eight interceptions.
- Started 11 games as a redshirt senior and led the team with two interceptions and was second with 66 tackles.
- Suffered a season-ending ankle injury during the season-opening UCLA game and received a medical redshirt.
- Posted 59 tackles while seeing action in 12 games with seven starts as a junior. Also had one interception and 5.5 tackles for loss.
- Saw action in all 13 games as a sophomore, starting seven at nickel, and led the Aggies with five interceptions, including a 60-yard pick-six, and recorded 63 tackles, 8.5 tackles for a loss with 2.0 sacks, three forced fumbles and two fumble recoveries.
- As a freshman made 19 tackles and two tackles for loss in 10 games, starting one.

PERSONAL:

- Attended Woodlawn High School in Shreveport, La., and led the area with 13 picks while earning all-city Defensive Player of the Year (*Shreveport Times*), Class 4A all-state honors and a member of the New Orleans *Times-Picayune* "Nifty 50" as a senior.
- Also had 70 tackles and five forced fumbles, and on offense, made 57 catches for 860 yards and nine scores.
- Earned his degree in sports management from Texas A&M.

COMMUNITY:

- 2019 Rookie Club presented by Essilor USA.
- 2019 Reliant Home Run Derby benefiting the Salvation Army.
- 2019 Dallas Cowboys U High School Camp.
- 2019 Early Thanksgiving Day Meal at The Salvation Army.
- Annual Team Holiday Hospital Visits.
- Kick Off Luncheon and Dallas Cowboys Family Cookbook benefiting Happy Hill Farm.
- Make-A-Wish Foundation of North Texas.

D. WILSON'S COWBOYS TOTALS

Year Team	GP-GS	DEFENSE							INTERCEPTIONS					FUMBLES REC						
		ST	AT	TT	Sks-Yds	Tkl/Ls	QB Prs	PBU	FF	No	Yds	Avg	Lg	TD	No	Yds	Avg	Lg	TD	
2019 Dallas.....	11-0	0	0	0	0.0(0)	0(0)	0	0	0	0	0	0.0	0	0	0	0	0	0.0	0	0
2020 Dallas.....	14-10	49	18	67	3.5(-25)	0(0)	1	4	3	2	0	0.0	0	0	2	0	0.0	0	0	
2021 Dallas.....	9-3	21	9	30	0.0(0)	1(-4)	1	1	0	0	0	0.0	0	0	0	0	0.0	0	0	
Totals.....	34-13	70	27	97	3.5(-25)	1(-4)	2	5	3	2	0	0.0	0	0	2	0	0.0	0	0	
Playoffs																				
2021 Dallas.....	1-1	4	4	8	0.0(0)	0(0)	1	0	0	0	0	0.0	0	0	0	0	0.0	0	0	

ADDITIONAL STATISTICS

Special Teams Tackles – 2019 (2-1-3), 2020 (6-0-6). **Totals: 8-1-9.**

SINGLE-GAME HIGHS

Total Tackles – 11 vs. San Francisco, 12/20/20
Solo Tackles – 7, three times, last vs. Washington, 11/26/20

NAHSHON WRIGHT

(nuh-SHAWN)

25 • Cornerback

6-4 • 190 • 9/23/98

Oregon State • D3c-'21 (99th overall)

NFL: 2nd Year • Cowboys: 2nd Year

Games/Starts: 2021-13/1; Career-13/1

Postseason: 2021-0/0; Career-0/0



PRO: When the Dallas Cowboys drafted Nahshon Wright with their third selection in the third round (99th overall) of the 2021 NFL Draft, the team added a long, athletic ball-hawking cornerback. Wright came to Dallas to compete for action among a deep cornerback corps, and he started one of the 13 games he played, seeing a majority of time on special teams. He will return for his second season looking to build upon his experiences among a developing secondary.

TRANSACTION SUMMARY:

4/30/21: Drafted in the third round (99th overall) by Dallas.

2021:

- Played in 13 games with one start, seeing time mainly on special teams. Posted seven defensive tackles and had a blocked punt return for a touchdown on the year.
- Made his NFL debut on special teams in the opener at Tampa Bay (9/9).
- Recovered a Dorance Armstrong blocked punt in the end zone for a touchdown in the win over Atlanta (11/14).
- Missed the game at New Orleans (12/2) on the COVID list and returned against Washington (12/26), seeing action mainly on special teams. Played on defense with the game in hand and recorded his first career defensive stops.
- Had his first career start with Anthony Brown (COVID-19) and Trevon Diggs (illness) out and had a season-best four tackles at Philadelphia (1/8/22).

COLLEGE:

- As a junior in 2020, started all six games he played and earned All-Pac-12 honorable mention from coaches, posting 30 tackles, one for a loss, one sack, two interceptions and six pass breakups.
- Started 10-of-12 games played in 2019 as a sophomore after transferring to Oregon State and tallied 34 tackles with three interceptions.
- Began his career at Laney JC in Oakland, Calif. in 2018, and tallied 17 tackles, 1.5 for losses, four interceptions - two returned for touchdowns - and seven breakups, starting 12 of the 13 games he played.
- Helped Laney take home the 2018 state championship.

PERSONAL:

- Was a wide receiver and cornerback at James Logan High School in Union City, Calif.
- Also lettered in basketball and track and field at James Logan.
- Majored in kinesiology at Oregon State.

COMMUNITY:

- 2022 Dallas Cowboys Draft Day/Fan Appreciation Party.
- Annual Team Holiday Hospital Visits.

WRIGHT'S COWBOYS TOTALS

Year Team	GP-GS	DEFENSE								INTERCEPTIONS					FUMBLES REC					
		ST	AT	TT	Sks-Yds	Tk/Ls	QB	Prs	PBU	FF	No	Yds	Avg	Lg	TD	No	Yds	Avg	Lg	TD
2021 Dallas	13-1	5	2	-	7	0.0(0)	0(0)	0	0	0	0	0	0	0	0	0	0	0.0	0	0
Playoffs																				
2021 Dallas	0-0	0	0	-	0	0.0(0)	0(0)	0	0	0	0	0	0	0	0	0	0	0.0	0	0

ADDITIONAL STATISTICS

Special Teams – 2021 (1 Blk Punt Return, 0 yards, 1 TD).

2022 DRAFT PICKS

STAFF

TYLER SMITH

2021 SEASON

RECORDS

PLAYOFF RECORDS

HISTORY

SIDELINES

TYLER SMITH

73 • Guard/Tackle

6-5 • 320 • 4/3/01

Tulsa • D1-'22 (24th overall)

NFL: Rookie • Cowboys: Rookie



COLLEGE: The Dallas Cowboys addressed an immediate need while also looking to the future when they drafted Tyler Smith in the first round (24th overall) of the 2022 NFL Draft. Smith will be asked to compete for the starting left guard spot as a rookie while also providing the club with a potential successor to Tyrone Smith at left tackle. Tyler comes to Dallas after three seasons at Tulsa, where he made 23 starts in 25 career games. He prepped down the road from the Cowboys facility at North Crowley High School in Fort Worth before his three-year career at Tulsa.

TRANSACTION SUMMARY:

4/28/22: Drafted in the first round (24th overall) by Dallas.

2021 (Tulsa):

- Started 12 games at left tackle and named second-team All-AAC.
- Did not play in the season opener against UC Davis, but returned the next week against Oklahoma State and played in the remaining 11 regular season games and the bowl game.

2020 (Tulsa):

- Freshman All-America selection as a redshirt freshman, starting all nine games at left tackle.
- Earned first-team All-AAC honors, playing all offensive snaps in seven-of-nine games.

2019 (Tulsa):

- Redshirted as a true freshman, playing in the final four games with two starts at left tackle.
- Made his collegiate debut against Tulane and his first start against UCF.

PERSONAL:

- Three-year letterwinner from North Crowley High School in Fort Worth, Texas, playing both guard and tackle.
- Earned first-team all-district as a junior.
- Majored in finance at Tulsa.

COMMUNITY:

- 2022 Reliant Home Run Derby benefiting the Salvation Army.

SMITH'S TULSA TOTALS

GAMES/STARTS (regular season, playoffs): 2019 (4/2-R.S.); 2020 (9/9); 2021 (12/12). **Totals: 25/23.**

SAM WILLIAMS

54 • Defensive End

6-4 • 270 • 3/31/99

Mississippi • D2-'22 (56th overall)

NFL: Rookie • Cowboys: Rookie



COLLEGE: In the second round (56th overall) of the 2022 NFL Draft, the Dallas Cowboys selected talented edge rusher Sam Williams out of Mississippi. In three seasons with the Rebels, he collected 134 tackles, 22.5 sacks - including a school record 12.5 in 2021 - 33.5 tackles for loss, six forced fumbles, a fumble recovery, an interception and two pass breakups. Williams transferred to Ole Miss from Northeast Mississippi Community College, where he was a first-team NJCAA All-American who compiled 123 tackles, 39.5 tackles for loss, 21.0 sacks, six forced fumbles, three fumble recoveries and four pass breakups. He will enter his first season with Dallas with strong aspirations to push for playing time at defensive end.

TRANSACTION SUMMARY:

4/29/22: Drafted in the second round (56th overall) by Dallas.

2021 (Mississippi):

- Was a first-team All-SEC selection and All-American as a "Super Senior" after exercising an additional year of eligibility due to the COVID-19 pandemic and started all 13 games.
- Set the Ole Miss single-season school record with 12.5 sacks, had 57 total tackles - most by a Rebel defensive lineman since 2018 - led the team in tackles for loss (16.0), had eight quarterback pressures, a pass breakup, ranked 10th nationally with four forced fumbles and returned one fumble 33 yards for a touchdown.

- Had 2.0 sacks, five tackles and forced two fumbles, returning one 33 yards for a score against Austin Peay.
- Talled seven stops, 2.5 tackles for loss and 1.5 sacks at Tennessee.
- Broke the single-season school sack record against Liberty, notching 2.0 sacks, 2.5 tackles for loss, a forced fumble, a hurry and a season-high eight tackles.
- Earned SEC Defensive Lineman of the Week honors after tallying five tackles and a pair of sacks at Mississippi State.

2020 (Mississippi):

- Appeared in 10 games with six starts as a senior while seeing time at linebacker and defensive end to tally 40 tackles, 4.0 sacks, a team-high eight tackles for loss, three quarterback pressures and a forced fumble.
- Started at linebacker against Auburn and tallied a season-high 11 tackles with three tackles for loss and a sack.
- Got the start at defensive end at LSU and recorded seven tackles and a sack.

2019 (Mississippi):

- Played in 12 games with eight starts in his first season with Ole Miss as a junior, making 37 tackles, a team-high 6.0 sacks, 9.5 tackles for loss, five pressures, a pass breakup, an interception and a forced fumble.
- At Memphis, forced one fumble and tallied two tackles in his first career start as a Rebel.
- Recorded his first career sack and 1.5 tackles for loss against Arkansas.
- Made his first career interception along with four tackles and a sack at Missouri.
- Tallied six tackles, including a career-best three tackles for loss, and a sack at Mississippi State.

2018 (Northeast Mississippi CC):

- Was named a first-team NJCAA All-American, Region 23 Defensive Player of the Year and MACJC Defensive Lineman of the Year following his sophomore campaign at NEMCC, where he totaled 75 tackles, 28.5 tackles for loss, 17.5 sacks - tied for the most in the nation - four forced fumbles and four pass breakups in nine games.
- Made 10 tackles, 2.5 sacks, 5.5 tackles for loss, forced and recovered a fumble at Southwest Mississippi CC.
- Notched a career-high 3.0 sacks, six stops, four tackles for loss, a breakup and a forced fumble against Coahoma CC.
- Logged a season-high 11 tackles along with a tackle for loss and a sack at Holmes CC.

2017 (Northeast Mississippi CC):

- Played in nine games and recorded 53 tackles, 3.5 sacks, 11 tackles for loss and two forced fumbles in his first season at Northeast Mississippi Community College.
- Posted a career-high 12 tackles, two tackles for loss, 2.0 sacks and a forced fumble at Coahoma CC.

PERSONAL:

- Attended Robert E. Lee High School in Montgomery, Ala.
- Graduated from Ole Miss with a bachelor's degree in multi-disciplinary studies.
- Has a son, Sam Jr.

COMMUNITY:

- 2022 Reliant Home Run Derby benefiting the Salvation Army.

WILLIAMS' COLLEGIATE TOTALS

Year Team	GP-GS	DEFENSE										INTERCEPTIONS					FUMBLES REC			
		ST	AT	TT	Yds	Tkl/ Ls	QB	Prs	PBU	FF	No	Yds	Avg	Lg	TD	No	Yds	Avg	Lg	TD
2017 Northeast Miss. CC	9-7	26	27	53	3.5(-26)	11.0(-49)	-	0	2	0	0	0	0	0	3	31	10.3	-	0	
2018 Northeast Miss. CC	9-9	40	35	75	17.5(-121)	28.5(-191)	-	4	4	0	0	0.0	0	0	1	0	0.0	0	0	
2019 Mississippi	12-8	21	16	37	6.0(-26)	9.5(-38)	5	1	1	1	4	4.0	4	0	0	0	0.0	0	0	
2020 Mississippi	10-6	24	16	40	4.0(-16)	8.0(-36)	3	0	1	0	0	0.0	0	0	0	0	0.0	0	0	
2021 Mississippi	13-13	31	26	57	12.5(-66)	16.0(-71)	8	1	4	0	0	0.0	0	0	1	33	33.0	33t	1	
Totals	53-43	142	120	262	43.5(-255)	73.0(-385)	-	6	11	1	4	4.0	4	0	5	64	12.8	33t	1	

JALEN TOLBERT**18 • Wide Receiver**

6-1 • 200 • 2/27/99

South Alabama • D3-'22 (88th overall)

NFL: Rookie • Cowboys: Rookie



COLLEGE: Jalen Tolbert joins the Dallas Cowboys receiver ranks as the most decorated offensive player in South Alabama football history, setting program records in receptions (178), receiving yards (3,140) and touchdown catches (22) in his playing career. Tolbert spent his first season at South Alabama on a medical redshirt, but he never missed a game in his remaining four seasons as he grew into an unstoppable force at the FCS level. A third round selection (88th overall), Tolbert has an opportunity to immediately impact the Cowboys aerial attack as a rookie.

TRANSACTION SUMMARY:**4/29/22:** Drafted in the third round (88th overall) by Dallas.**2021 (South Alabama):**

- Voted the Sun Belt Conference Offensive Player of the Year, the first in school history to claim the award, and was chosen first-team All-Conference by the league's head coaches and media after breaking his school records with 82 catches for 1,474 yards and eight touchdowns as a senior.
- Led the Sun Belt in catches, receiving yards and receiving yards-per-game, tying for third in touchdown catches while also ranking third nationally in receiving yards-per-game and sixth in total receiving yards.
- Was named first-team All-American by both Pro Football Network and the Reese's Senior Bowl.

- Tied a school game record with 11 catches for a season-best 174 yards and a score against Georgia Southern.
- Became the first player in school history with three straight 100-yard outings - finishing with 108 and 143 yards, respectively - at Appalachian State and Tennessee - before ending the year with a 10-reception, 191-yard performance against Coastal Carolina.

2020 (South Alabama):

- Voted first-team All-Sun Belt Conference and was a first-team All-League selection by Pro Football Focus and *Phil Steele Publications* after starting all 11 games and setting single-season South Alabama records with 64 catches and 1,085 receiving yards and tying the school single-season record with eight touchdown catches.
- Became the first 1,000-yard receiver in program history and finished the year as one-of-two 1,000-yard receivers in the Sun Belt and one-of-11 in the nation.
- Named the Sun Belt Offensive Player of the Week after setting a school game record with 252 yards and three touchdowns on a then career-best 10 catches in a win at Arkansas State.

2019 (South Alabama):

- Started all 12 contests as a sophomore and finished the year with 27 catches for 521 yards, leading the team with six touchdown receptions and an average of 19.3 yards-per-reception.
- Named to the Sun Belt Conference Academic Honor Roll.
- Set a single-game school record with four touchdowns to help lead the Jaguars to a victory over Arkansas State.

2018 (South Alabama):

- Played in every game as a redshirt freshman and tallied five receptions for 60 yards in his first collegiate action.
- Caught passes in three straight October contests, including a season-long 25-yard catch against Troy in the annual "Battle for the Belt" game.

2017 (South Alabama):

- Redshirted as a true freshman after suffering an injury in preseason camp.

PERSONAL:

- Lettered three years at McGill-Toolen High School in Mobile, Ala., and received honorable mention all-region accolades from the *Mobile Press-Register* after his senior year, catching 37 passes for 696 yards and nine scores.
- Also earned three letters in basketball and baseball.
- Earned his undergraduate degree in sports management in May 2021 from South Alabama and is working on a master's degree in marketing.

COMMUNITY:

- 2022 Reliant Home Run Derby benefiting the Salvation Army.


TOLBERT'S SOUTH ALABAMA TOTALS

Year Team	GP-GS	RECEIVING					RUSHING				
		No	Yds	Avg	Long	TD	No	Yds	Avg	Long	TD
2017 South Alabama....	0-0										
2018 South Alabama..	12-0	5	60	12.0	25	0	0	0.0	0	0	
2019 South Alabama..	12-12	27	521	19.3	60	6	0	0.0	0	0	
2020 South Alabama..	11-11	64	1,085	17.0	73t	8	0	0.0	0	0	
2021 South Alabama..	12-12	82	1,474	18.0	68	8	0	0.0	0	0	
Totals	47-35	178	3,140	17.8	73t	22	0	0.0	0	0	

JAKE FERGUSON

48 • Tight End

6-5 • 252 • 1/19/99
 Wisconsin • D4-'22 (129th overall)
 NFL: Rookie • Cowboys: Rookie



COLLEGE: The Dallas Cowboys chose Wisconsin tight end Jake Ferguson in the fourth round (129th overall) of the 2022 NFL Draft. At Wisconsin, Ferguson established himself as a solid run blocker known for his reliable set of hands after catching a pass in all 47 collegiate appearances, a Wisconsin school record. With the departure of Blake Jarwin in the 2022 offseason, Ferguson will compete for the backup tight end spot while learning behind fifth-year veteran Dalton Schultz, who has become one of Dak Prescott's primary targets through the past two seasons.

TRANSACTION SUMMARY:

4/30/'22: Drafted in the fourth round (129th overall) by Dallas.

2021 (Wisconsin):

- Started all 13 games as a senior for the Badgers en route to earning first-team All-Big Ten honors (coaches), reeling in a single-season career-high 46 catches for 450 yards and tying the team lead with three touchdowns.
- Earned an invite to the Reese's Senior Bowl - one-of-six Senior Bowl participants selected by Dallas in 2022 - and caught three passes for a game-high 62 yards and a touchdown in the all-star game.
- Had a catch in each of his 47 collegiate games, setting the school record for consecutive games with a reception.
- Tallied a career-high nine receptions for 52 yards in the season opener against Penn State.
- Caught eight passes for a career-best 92 yards against Nebraska.

2020 (Wisconsin):

- As a junior, collected 30 receptions for 310 yards and four touchdowns while starting all seven games.
- Earned a first-team All-Big Ten selection (media), along with being named a John Mackey Award semifinalist.

- Tallied seven receptions and a career-best three touchdowns while netting 72 receiving yards against Illinois.
- 2019 (Wisconsin):**
 - Started all 14 games and recorded 33 receptions for 407 yards and two touchdowns, earning a consensus All-Big Ten honorable mention selection.
 - Logged season-highs in both catches (five) and receiving yards (77) at Illinois while also catching a touchdown.
 - In the Rose Bowl Game against Oregon, caught four passes for 44 yards.

2018 (Wisconsin):

- Played in all 13 games, with two starts, and finished as the Badgers second leading receiver with 36 catches for 456 yards and four touchdowns, earning All-Big Ten honorable mention team as a redshirt freshman.
- Made his collegiate debut against Western Kentucky, logging four receptions for 43 yards.
- Caught three passes for a season-high 62 yards and a touchdown against Illinois.
- Added a season-high five receptions for 46 yards and a score against Minnesota.

2017 (Wisconsin):

- Redshirted as a true freshman.

PERSONAL:

- A consensus four-star recruit out of Memorial High School in Madison, Wisc., and rated the No. 2 tight end prospect in the country.
- Played both offense and defense in high school, finishing his career with 1,795 receiving yards and 15 touchdowns while adding 314 tackles, 29 for loss, 5.0 sacks, five interceptions and four forced fumbles on defense.
- Grandson of Barry Alvarez, the former head football coach and athletic director at Wisconsin, who has the longest head coaching tenure and most wins in program history.
- Majored in communication at Wisconsin.

COMMUNITY:

- 2022 Reliant Home Run Derby benefiting the Salvation Army.

FERGUSON'S WISCONSIN TOTALS

Year Team	GP-GS	RECEIVING					RUSHING					
		No	Yds	Avg	Long	TD	No	Yds	Avg	Long	TD	
2017 Wisconsin.....	0-0											
2018 Wisconsin.....	13-2	36	456	12.7	36	4	0	0	0.0	0	0	0
2019 Wisconsin.....	14-14	33	407	12.3	28	2	0	0	0.0	0	0	0
2020 Wisconsin.....	7-7	30	305	10.2	34	4	0	0	0.0	0	0	0
2021 Wisconsin.....	13-13	43	417	9.7	35	2	0	0	0.0	0	0	0
Totals.....	47-36	142	1,585	11.2	36	12	0	0	0.0	0	0	0

MATT WALETZKO

71 • Tackle

6-8 • 320 • 12/15/99
North Dakota • D5(a)-'22 (155th overall)
NFL: Rookie • Cowboys: Rookie



COLLEGE: Matt Waletzko was drafted in the fifth round (155th overall) by Dallas in the 2022 NFL Draft, giving the Cowboys a solid option at swing tackle. With his combination of size, strength and length, coaches are enthusiastic about his ability to switch sides after playing left tackle through his time at North Dakota.

TRANSACTION SUMMARY:

4/30/22: Drafted in the fifth round (155th overall) by Dallas.

2021 (North Dakota):

- Started 10 of the 11 games he played as a senior, missing the final contest with a shoulder injury.

2020 (North Dakota):

- As a junior, started all seven spring games and helped North Dakota lead the nation in fewest negative plays.
- Earned All-MVFC Academic first-team honors and All-MVFC second-team.

2019 (North Dakota):

- Started the first six games of the season as a sophomore before a left ACL injury sidelined him for the remainder of the season.

2018 (North Dakota):

- Played in nine games with five starts at left tackle as a true freshman.
- Made his first career start in the game at Sacramento State.

PERSONAL:

- Standout lineman at Rocori High School in Cold Spring, Minn.
- Became the second student athlete from Rocori to be drafted into the NFL - Eric Decker, 2010.
- Majored in sociology at North Dakota.

COMMUNITY:

- 2022 Reliant Home Run Derby benefiting the Salvation Army.

WALETZKO'S NORTH DAKOTA TOTALS


GAMES/STARTS (regular season, playoffs): 2018 (9/5); 2019 (6/6); 2020 (7/7); 2021 (10/10). **Totals: 32/28.**

DARON BLAND (duh-RON)

30 • Cornerback

6-2 • 200 • 7/12/99
 Fresno State • D5(b)-'22 (167th overall)
 NFL: Rookie • Cowboys: Rookie

DALLAS DALLAS DALLAS
COWBOYS



COLLEGE: The Dallas Cowboys selected DaRon Bland in the fifth round (167th overall) of the 2022 NFL Draft. The tall and athletic cornerback fits the size and traits that the Cowboys defense seeks in its defensive backs, and in Dallas, he is expected to compete for playing time on defense and special teams. Bland played one season as a transfer for Fresno State where he tallied 45 tackles, a tackle for loss, two interceptions, five pass breakups and a forced fumble in 13 games with nine starts. He began his collegiate career at Sacramento State, where he posted 92 tackles, a sack, 9.5 tackles for loss, three interceptions, 13 pass breakups, two forced fumbles and a fumble recovery in 30 career games with 23 starts in three seasons (2017-19).

TRANSACTION SUMMARY:

4/30/22: Drafted in the fifth round (167th overall) by Dallas.

2021 (Fresno State):

- Appeared in all 13 games, started the final nine as a senior transfer cornerback, and totaled 45 tackles - fifth on the team, second among all defensive backs and the leading cornerback tackler.
- Also had a tackle for loss, a quarterback hurry, two interceptions, five pass breakups and a forced fumble.
- Notched a season-high seven tackles at San Jose State.
- Had two interceptions on the season - his first against Nevada and his second against Boise State.

2020 (Sacramento State):

The FCS did not have fall football due to COVID-19.

2019 (Sacramento State):

- Named first-team All-Big Sky as a junior defensive back and earned the team's Outstanding Defensive Back award after starting all 13 games at cornerback and finished the year with 43 total tackles.
- Also added a sack, 6.5 tackles for loss, two interceptions, forced a pair of fumbles, recovered a fumble and had eight pass breakups.
- Picked off a pass in the end zone and returned it 43 yards in the season-opening win over Southern Oregon.
- Against Montana had a season-high seven tackles with 1.5 tackles for loss, a sack and an interception.

2018 (Sacramento State):

- Started all 10 games at cornerback as a sophomore and recorded 44 total tackles, three tackles for loss, one interception and led the team with five pass breakups.
- Was credited with a season-high seven tackles against North Dakota and at Weber State.
- Recorded his first career interception at Weber State and returned it 47 yards.

2017 (Sacramento State):

- Played in the final seven games of the season as a true freshman and posted five tackles.
- Had three stops at Eastern Washington in his first collegiate game.

PERSONAL:

- Attended Central Catholic High School in Modesto, Calif., where he was named second-team all-state medium school by Cal-Hi Sports as a senior after recording 44 tackles and two interceptions on defense and caught 24 passes for 571 yards and three touchdowns on offense.
- Was also the Valley Oak League Defensive Player of the Year and was named first-team all-district large school by *The Modesto Bee* and first-team all-area by BlackHatFootball.com.
- Played three seasons of varsity football and helped the Raiders to a Sac-Joquin Section and California State championship as a sophomore.
- Also competed in track & field for Sacramento State where he qualified for the Big Sky Championships during the indoor and outdoor seasons and scored points for the team after placing sixth in the long jump with a personal best of 24-feet, 0.75-inches.
- Majored in kinesiology.

COMMUNITY:

- 2022 Reliant Home Run Derby benefiting the Salvation Army.

BLAND'S COLLEGIATE TOTALS

Year Team	GP-GS	DEFENSE								INTERCEPTIONS				FUMBLES REC					
		ST	AT	TT	Sks- Yds	Tkl/ Ls	QB Prs	PBU	FF	No	Yds	Avg	Lg	TD	No	Yds	Avg	Lg	TD
2017 Sacramento St.....	7-0	3	2	5	0.0(0)	0.0(0)	0	0	0	0	0	0	0	0	0	0	0	0	0
2018 Sacramento St....	10-10	33	11	44	0.0(0)	3.0(-6)	0	5	1	1	47	47.0	47	0	0	0	0	0	0
2019 Sacramento St....	13-13	30	13	43	1.0(-8)	6.5(-25)	0	8	1	2	43	21.5	43	0	1	0	0	0	0
2020 Sacramento St.....	0-0	NO FOOTBALL IN THE FALL - FCS COVID-19																	
2021 Fresno St.....	13-9	34	11	45	0.0(0)	1.0(-1)	1	5	1	2	38	19.0	32	0	1	0	0	0	0
Totals.....	43-32	100	37	137	1.0(-8)	10.5(-32)	1	18	3	5	128	25.6	47	0	2	0	0.0	0	0

DAMONE CLARK (duh-MONE)

53 • Linebacker

6-2 • 245 • 6/28/00

Louisiana State • D5(c)-'22 (176th overall)

NFL: Rookie • Cowboys: Rookie



COLLEGE: The Dallas Cowboys drafted a player with big-time potential when they selected Damone Clark in the fifth round (176th overall) of the 2022 NFL Draft. Clark, a linebacker out of LSU, was projected to be a high pick before he had spinal fusion surgery to correct a herniated disc discovered in the pre-draft process. One of the top linebackers in LSU history, Clark played in 50 collegiate games and finished his career with 249 tackles, 23.5 tackles for loss and 7.0 sacks and earned the coveted No. 18 jersey as the leader of the defense in 2020 and 2021. He joins a young and talented linebacker group in Dallas as he recovers from his injury and looks to get back on the field.

TRANSACTION SUMMARY:

4/30/22: Drafted in the fifth round (176th overall) by Dallas.

2021 (LSU):

- A finalist for the Butkus Award and second-team All-America and All-SEC as a senior in 2021, led the SEC and ranked second in the nation in both tackles (135) and tackles-per-game (11.2), while recording double-digit takedowns in eight games.
- His 135 tackles ranked as the fourth-highest single-season total in school history.
- Recorded a career-best 19 tackles at Ole Miss - third-highest single-game total in school history - in addition to 2.5 tackles for loss, a sack and a forced fumble.
- Led the team in tackles in the win over Florida with 11 total stops and recorded the game-clinching interception late in the fourth quarter that preserved the Tigers 49-42 victory.

2020 (LSU):

- Appeared in all 10 games, starting five, as a junior and tied the team lead in tackles with 63, added four tackles for loss and a sack.
- Had two double-digit tackle games - 11 in the season-opener against Mississippi State and a then career-best 13 against Alabama.

2019 (LSU):

- Started three-of-15 games played as a sophomore and finished sixth on the team with 50 tackles to go along with four tackles for loss and 3.5 sacks.
- Had five tackles in the win over Georgia in the SEC title game while helping LSU to a national title.
- Opened the year with a then career-best nine tackles in the win over Georgia Southern - the first start of his career.

2018 (LSU):

- Played in 12 games with no starts as a true freshman and saw action mainly on special teams but recorded one tackle on the year while he trained behind future Tampa Bay Buccaneers first round draft pick Devin White.

PERSONAL:

- Rated as the No. 7 player in the state of Louisiana and No. 18 inside linebacker nationally by Rivals out of Southern Lab High School in Baton Rouge, La., where he was part of two state title teams during his prep career.
- Nominated to participate in the Army All-American Bowl Game.
- Originally from New Orleans, his family relocated to Baton Rouge when he was five years old due to Hurricane Katrina.
- Graduated in December of 2021 with a degree in sports administration from LSU.
- Has a daughter, Dakotah.

COMMUNITY:

- 2022 Reliant Home Run Derby benefiting the Salvation Army.

CLARK'S LOUISIANA STATE TOTALS

Year Team	GP-GS	DEFENSE								INTERCEPTIONS					FUMBLES REC				
		ST	AT	TT	Sks-Yds	Tkl/Ls	QB Prs	PBU	FF	No	Yds	Avg	Lg	TD	No	Yds	Avg	Lg	TD
2018 Louisiana State ..	13-0	0	1	- 1	0.0(0)	0(0)	0	0	0	0	0	0	0	0	0	0	0	0	0
2019 Louisiana State ..	15-3	17	33	- 50	3.5(-32)	4.0(-33)	0	0	0	0	0	0	0	0	0	0	0	0	0
2020 Louisiana State ..	10-5	26	37	- 63	1.0(-10)	4.0(-18)	3	1	0	0	0	0	0	0	0	0	0	0	0
2021 Louisiana State ..	12-12	78	57	- 135	2.5(-13)	15.5(-38)	2	3	2	1	0	0.0	0	0	0	0	0	0	0
Totals.....	50-20	121	128	- 249	7.0(-55)	23.5(-89)	5	4	2	1	0	0.0	0	0	0	0	0	0	0

JOHN RIDGEWAY

95 • Defensive Tackle

6-5 • 320 • 5/7/99
Arkansas • D5(d)-22 (178th overall)
NFL: Rookie • Cowboys: Rookie



DALLAS DALLAS DALLAS
COWBOYS

COLLEGE: The Dallas Cowboys beefed up their interior defensive line when they selected John Ridgeway in the fifth round (178th overall) of the 2022 NFL Draft. Ridgeway, a big and physical nose tackle who uses his athleticism to eat up the run game, led all Arkansas defensive linemen with 39 tackles, four for loss and 2.0 sacks. Ridgeway started 29 games at Illinois State before transferring to Arkansas, where he started all but one game as the Razorbacks nose tackle. He will arrive in Dallas with an opportunity to compete for a role in Dan Quinn's defense in 2022.

TRANSACTION SUMMARY:

4/30/22: Drafted in the fifth round (178th overall) by Dallas.

2021 (Arkansas):

- Made an immediate impact for the Razorbacks as a graduate transfer, starting 11-of-12 games and recording 39 total tackles, four tackles for loss and 2.0 sacks.
- In his Arkansas debut against Texas, finished with six tackles and a sack.
- Added his second sack of the season in the win at LSU.

2020 (Illinois State):

- As a junior, played in spring 2021 after the postponement of the fall season due to COVID-19, where he tied for the team lead with 22 tackles, three for loss, one interception and three hurries in four games.
- Named to the 2020-21 All-Missouri Valley Football Conference first-team for his efforts.

2019 (Illinois State):

- Started all 15 games at nose tackle for the Redbirds and was named All-MVFC honorable mention, recording 50 tackles, three tackles for loss, two pass breakups and a forced fumble.
- Anchored an Illinois State defensive line that led the nation in sacks (52.0) and ranked fourth in scoring defense (16.0).
- Notched a career-best nine tackles against North Dakota State.

2018 (Illinois State):

- Named to the FCS Freshman All-America team by *Phil Steele Magazine* and the MVFC All-Newcomer as a redshirt freshman after playing in 11 games and making 10 starts at nose tackle.
- Logged 30 tackles, two for loss, a sack and a fumble recovery that he returned 32 yards in the season finale against Youngstown State.

2017 (Illinois State):

- Redshirted as a true freshman.
- Listed as a two-star recruit out of Bloomington, Ill., High School, where he was an all-state defensive line selection as a senior in 2017.
- Was a four-year letterwinner in wrestling, winning the Illinois state title in 2017 after placing fourth at the championships in 2016. Also competed in the shot put and discus during his sophomore and senior years.
- Named Bloomington High School's Athlete of the Year in 2017.
- Participated in Bass Fishing as a freshman in high school.
- Earned his degree in recreation management from Illinois State.

COMMUNITY:

- 2022 Reliant Home Run Derby benefiting the Salvation Army.

RIDGEWAY'S COLLEGIATE TOTALS

Year Team	GP-GS	DEFENSE										INTERCEPTIONS				FUMBLES REC				
		ST	AT	TT	Sks- Yds	Tkl/ Ls	QB Prs	PBU	FF	No	Yds	Avg	Lg	TD	No	Yds	Avg	Lg	TD	
2017 Illinois State.....	0-0																			
2018 Illinois State.....	11-10	9	21	30	1.0(-3)	2.0(-4)	0	0	0		0	0	0	0	0	1	32	32.0	32	0
2019 Illinois State.....	15-15	28	22	50	0.0(0)	3.0(-5)	0	2	1		0	0	0	0	0	0	0	0.0	0	0
2020 Illinois State.....	4-4	14	8	22	0.0(0)	3.0(-10)	3	2	0		1	6	6.0	6	0	0	0	0.0	0	0
2021 Arkansas.....	12-11	11	28	39	2.0(-10)	4.0(-13)	1	0	0		0	0	0	0	0	0	0	0.0	0	0
Totals.....	42-40	62	79	141	3.0(-13)	12.0(-32)	4	4	1		1	6	6.0	6	0	1	32	32.0	32	0

DEVIN HARPER**50 • Linebacker**

6-0 • 240 • 5/13/98

Oklahoma State • D6-'22 (193rd overall)

NFL: Rookie • Cowboys: Rookie



COLLEGE: With their last selection in the 2022 NFL Draft (sixth round, 193rd overall), the Dallas Cowboys added an athletic linebacker who capitalized on the ability to play as a "super senior" in Devin Harper. Harper spent four years as a special teams standout and reserve linebacker before becoming a starter in his sixth season and finishing second on the team in 2021 with 96 tackles and leading the unit with 15 hurries. Harper possesses tremendous potential with his speed and agility, along with his play on special teams.

TRANSACTION SUMMARY:

4/30/22: Drafted in the sixth round (193rd overall) by Dallas.

2021 (Oklahoma State):

- One-of-six Oklahoma State seniors from 2020 to play an extra season under the NCAA eligibility ruling around COVID-19 and was a full-time starter for the first time in his collegiate career.
- Academic All-Big 12, finishing second on the defense with 96 tackles to go with 6.0 sacks, 11 tackles for loss, two breakups, 15 hurries (team-high), two fumble recoveries and a forced fumble.
- Had a season-high 10 tackles against Oklahoma and against Notre Dame in the Fiesta Bowl.

2020 (Oklahoma State):

- Earned second-team All-Big 12 honors as a senior, starting one-of-11 games and notched 37 tackles with six for losses, 2.0 sacks, an interception, one breakup and three hurries.
- Logged a season-best five tackles against West Virginia.

2019 (Oklahoma State):

- Played in 10 games with one start, finishing with 34 tackles, 3.0 sacks, five tackles for loss and a hurry as a junior.
- Ranked third on the team with five tackles on kickoff coverage.
- Had a season-best six tackles against Kansas.

2018 (Oklahoma State):

- Played in all 13 games and posted 44 tackles to go with 2.5 sacks, one interception that he returned 24 yards for a touchdown, one pass breakup, three hurries and a forced fumble as a sophomore.
- Made his first career start at Kansas, posting a single-game career-high nine tackles.
- Posted four tackles on kickoff coverage - second on the team.

2017 (Oklahoma State):

- As a redshirt freshman played in 11 games, primarily on special teams, and posted five tackles, including two on kickoff, and one blocked kick - a punt that he then returned 12 yards.
- Made his collegiate debut in the opener against Tulsa.

2016 (Oklahoma State):

- Redshirted as a true freshman.

PERSONAL:

- Played both offense and defense at Karns High School in Knoxville, Tenn., averaging 213 all-purpose yards on offense and tallying 40 tackles on defense as a senior.
- Also competed in basketball and track and field at Karns.
- Earned a degree in university studies in 2018 and is working toward a master's in recreation management.
- Has a son, Camden Ryder.

COMMUNITY:

- 2022 Reliant Home Run Derby benefiting the Salvation Army.

HARPER'S OKLAHOMA STATE TOTALS

Year Team	GP-GS	DEFENSE								INTERCEPTIONS					FUMBLES REC				
		ST	AT	TT	Sks-Yds	Tkl/Ls	QB Prs	PBU	FF	No	Yds	Avg	Lg	TD	No	Yds	Avg	Lg	TD
2016 Oklahoma State..	0-0																		
2017 Oklahoma State..	11-0	4	1	5	0.0(0)	0(0)	0	0	0	0	0	0.0	0	0	0	0	0.0	0	0
2018 Oklahoma State..	13-1	32	12	44	2.5(-13)	5(-17)	3	1	1	1	24	24.0	24t	1	0	0	0.0	0	0
2019 Oklahoma State..	10-1	20	14	34	3.0(-12)	5(-18)	1	0	0	0	0	0.0	0	0	0	0	0.0	0	0
2020 Oklahoma State..	11-1	24	13	37	2.0(-13)	6(-19)	3	1	0	1	-9	-9.0	-9	0	0	0	0.0	0	0
2021 Oklahoma State..	14-13	61	35	96	6.0(-45)	11(-59)	15	2	1	0	0	0.0	0	0	2	0	0.0	0	0
Totals.....	59-16	141	75	216	13.5(-83)	27(-113)	22	4	2	2	15	7.5	24t	1	2	0	0.0	0	0

ROOKIE FREE AGENTS AND FIRST-YEAR

STAFF

ROOKIES/
FIRST-YEAR

2021 SEASON

RECORDS

PLAYOFF
RECORDS

HISTORY

SIDELINES

ISAAC ALARCÓN (ahl-are-CONE) Guard

6-6 • 315 • 7/27/98
Monterrey Tech • IPP-'20
NFL: 1st Year • Cowboys: 1st Year
Games/Starts: 2021-0/0-PS; Career-0/0
Postseason: 2021-0/0-PS; Career-0/0



TRANSACTION SUMMARY:

- 1/17/22:** Signed with Dallas as a Future.
- 8/31/21:** Waived and signed to Dallas' Exempt/Practice Squad (9/1).
- 1/4/21:** Signed with Dallas as a Future.
- 9/5/20:** Waived and signed to Dallas' Exempt/Practice Squad (9/6).
- 7/25/20:** Signed with Dallas as part of the NFL International Player Pathway.

2021:

- Again spent the season on Dallas' practice squad as part of the NFL's International Player Pathway program.
- Saw action through the preseason before landing on the practice squad.

2020:

- Spent the entire 2020 season on Dallas' practice squad after being acquired via the NFL's International Player Pathway program.

COLLEGE:

- Standout offensive lineman, guiding his team to the 2019 CONADEIP National Championship and selected to play in the Aztec Bowl.
- In 2018 was a top conference and Harbin University (China) selection for the World University Championships.
- Selected to the Stars Bowl for the second straight time in 2017 which pits the CONADEIP All-Star Team against the American NCAA Division III All-Star Team, known as Team Stars & Stripes.
- Earned a spot on the 2016 U-19 Mexican select team for the annual World University Championships in Harbin, China and a spot on the Stars Bowl roster.
- Helped his school to a 2015 National Championship.

PERSONAL:


- Attended UANL High School No. 9 in Monterrey, Mexico, where he earned a football scholarship from ITESM (Monterrey Tech).
- Selected by the Cowboys as part of the International Player Pathway program.
- Studied automotive design engineering at Monterrey Tech.

COMMUNITY:

- 2020 Rookie Club Salute to Service Week.
- 2022 Dallas Cowboys Draft Day/Fan Appreciation Party.
- Annual Team Holiday Hospital Visits.
- Announced the selection of Damone Clark (176th overall) on-stage in Las Vegas, Nev., at the 2022 NFL Draft.

MARKQUESE BELL (mar-KEESE) Safety

6-3 • 215 • 1/6/99
Florida A&M • UDFA-'22
NFL: Rookie • Cowboys: Rookie



TRANSACTION SUMMARY:

- 5/12/22:** Signed with Dallas as a rookie free agent.

COLLEGE:

- Finished his Florida A&M career with 156 tackles, 10.5 tackles for loss, 10 pass breakups, six interceptions, six forced fumbles and 2.0 sacks in two seasons (2021, 2019).
- In 2021 was named to the All-SWAC first-team and FCS first-team All-American after leading the defense with 95 tackles, 6.5 tackles for loss, 2.0 sacks, one interception, one pass breakup and five forced fumbles while playing in 12 games.
- Did not play in 2020 as FAMU chose not to play football in the fall due to the COVID-19 pandemic.

- Topped 61 tackles, five tackles for loss, a team-leading five interceptions and nine pass breakups along with two forced fumbles in 11 games in 2019.
- Attended Coffeyville Community College in 2018 where he logged 52 tackles and two interceptions.
- Began his collegiate career at Maryland but was suspended for code of conduct violations and left the program.

PERSONAL:

- Attended Bridgeton, N.J., High School, where he was a two-time second-team all-state selection and the 2015 *South Jersey Times* Offensive Player of the Year.
- Totaled 76 tackles, two interceptions, three pass breakups and forced a fumble on defense and ran for 885 yards and seven touchdowns as a quarterback as a senior.
- Played in the Under Armour All-American Game.
- Majored in interdisciplinary studies at FAMU.

COMMUNITY:

- 2022 Reliant Home Run Derby benefiting the Salvation Army.

MARKAVIEST BRYANT


Defensive End

(mar-KAY-vee-ist)

6-4 • 260 • 1/4/99

Central Florida • UDFA-'22

NFL: Rookie • Cowboys: Rookie

**TRANSACTION SUMMARY:**

- 5/12/22:** Signed with Dallas as a rookie free agent.

COLLEGE:

- Started all 13 games at defensive end in 2021 as a graduate transfer for UCF, earning first-team All-AAC honors after leading the Knights with 6.0 sacks and 14 tackles for loss to go along with 52 tackles and 10 pressures.
- Second-team All-SEC selection and team captain at Auburn in 2020, starting nine-of-10 games and totaling 17 tackles, 3.0 sacks and an interception.
- Played in all 13 games as a junior in 2019, tallying 16 tackles, two tackles for loss, 1.5 sacks and nine hurries.
- In 2018 as a reserve defensive end, played in all 14 games and made 18 tackles, four tackles for loss, 3.5 sacks and scored on a 20-yard interception return.
- Named to the SEC All-Freshman Team as a true freshman at Auburn in 2017, appearing in 13 games and recording five tackles, 2.5 tackles for loss and 2.0 sacks.

PERSONAL:

- Was Georgia Class 3A defensive player of the year and all-state pick after making 102 tackles, 36.5 tackles for loss and 15.5 sacks as a senior at Crisp County High School in Cordele, Ga.
- Also a basketball and track letterman in high school.
- Graduated from Auburn in 2020 with a degree in liberal arts.
- Has a daughter, Kamari, and a son, Messiah.

COMMUNITY:

- 2022 Reliant Home Run Derby benefiting the Salvation Army.

IAN BUNTING

Tight End

6-7 • 257 • 2/10/96

California • FA-'21

NFL: 1st Year • Cowboys: 1st Year

Games/Starts: 2021-1/0; Career-1/0

Postseason: 2021-0/0-PS; Career-0/0

**TRANSACTION SUMMARY:**

- 1/17/22:** Signed with Dallas as a Future.
- 9/2/21:** Signed to Dallas' practice squad.
- 8/26/21:** Signed with Seattle and waived (8/31).
- 1/5/21:** Signed with Arizona as a Future and waived (8/23).
- 8/23/20:** Waived/Injured by Indianapolis.
- 10/8/19:** Signed to Indianapolis' practice squad.
- 9/2/19:** Signed to the N.Y. Jets practice squad and released (9/25).
- 5/3/19:** Signed with Chicago as a rookie free agent and waived (8/31).

2021 (Arizona/Seattle/Dallas):

- Signed with Arizona as a Future in January but waived near the end of training camp.
- Signed with Seattle, but waived at the final cuts.
- Signed to Dallas' practice squad Sept. 2 where he remained for the entire season, seeing action in one game as a standard elevation.
- Made his NFL debut on special teams and limited snaps on offense at Washington (12/12) but did not record any stats as a standard elevation.

2020 (Indianapolis):

- Returned to the Colts for his second season but suffered a leg injury in a training camp practice that resulted in him being Waived/Injured and out of football for the season.

2019 (Chicago/N.Y. Jets/Indianapolis):

- Signed with Chicago as a rookie free agent following the 2019 NFL Draft but was waived at the final cut date.
- Signed to the N.Y. Jets practice squad (Sept. 3) but was released three weeks later.
- Signed to the Colts practice squad on Oct. 8 where he spent the remainder of his rookie season.

COLLEGE:

- Played in 47 games with 12 starts and contributed 28 receptions for 313 yards during his collegiate career at Michigan (2014-17) and Cal (2018).
- As a graduate transfer to Cal in 2018, played in 13 games with four starts in his lone season and contributed 18 catches for 195 yards with a five-yard kick return.
- In his final season at Michigan, played in 13 games to catch one pass for six yards.
- As a sophomore in 2016, played in 11 games with seven starts and added five receptions for 46 yards.
- Played in 10 games as a redshirt freshman and caught five passes for 72 yards.
- Redshirted as a true freshman in 2014.

PERSONAL:

- A two-way prep player at Hinsdale, Ill., Central High School, reached the Class 8A Illinois state football playoffs in each of his three varsity seasons, contributing career totals of 27 receptions for 583 yards and four touchdowns on offense, adding 12 tackles, three for losses, 2.0 sacks and a fumble recovery on defense.

COMMUNITY:

- 2021 Play 60 Everybody Plays Field Day.
- American Cancer Society Gene and Jerry Jones Family Hope Lodge Dallas Starbot Visits.
- 2022 Dallas Cowboys Draft Day/Fan Appreciation Party.
- Annual Team Holiday Hospital visits.

BUNTING'S NFL TOTALS

Year Team	GP-GS	RECEIVING					RUSHING				
		No	Yds	Avg	Long	TD	No	Yds	Avg	Long	TD
2019 N.Y. Jets.....	0-0										
Indianapolis.....	0-0										
2020.....	0-0										
2021 Dallas.....	1-0	0	0	0.0	0	0	0	0	0.0	0	0
Totals.....	1-0	0	0	0.0	0	0	0	0	0.0	0	0
Playoffs											
2021 Dallas.....	0-0										

TYLER COYLE
Safety

6-1 • 210 • 7/27/98
Purdue • UDFA-'21
NFL: 1st Year • Cowboys: 1st Year
Games/Starts: 2021-2/0; Career-2/0
Postseason: 2021-0/0-PS; Career-0/0

TRANSACTION SUMMARY:

- 1/17/22:** Signed with Dallas as a Future.
8/31/21: Waived and signed to Dallas' practice squad (9/1).
5/14/21: Signed with Dallas as a rookie free agent.

2021:

- Elevated as a COVID-19 replacement for the Thursday night win at New Orleans (12/2), making his NFL debut on special teams.
- Again elevated as a COVID-19 replacement for the season finale at Philadelphia (1/8/22) and logged his first career statistics - two tackles on defense and one on special teams.

COLLEGE:

- Transferred to Purdue as a graduate student after a four-year stint at UConn, where he played in 35 games and tallied 260 tackles, 7.5 tackles for loss, three interceptions and 18 pass breakups.
- Played in four games as a graduate transfer for Purdue in the COVID-19 shortened 2020 Big Ten season, tallying 13 tackles and a pass breakup.

- Appeared in 11 games for UConn as a senior in 2019 and led the Huskies with 86 tackles while adding 3.5 tackles for loss, nine pass breakups, an interception and two forced fumbles.
- Played in all 12 games, starting 10, as a junior in 2018, finishing fourth in the AAC with 107 total tackles in addition to one tackle for loss and a fumble recovery.
- Started nine-of-12 games as a redshirt freshman in 2017 and led the Huskies with two interceptions while finishing second on the team with seven pass breakups in addition to 67 tackles.
- Redshirted in 2016 as a true freshman.

PERSONAL:

- Named to the All-*Hartford Courant* team out of Windsor, Conn. High School where he caught 12 touchdown passes on 29 receptions for 741 yards in his senior season, as the team posted a 10-1 record.
- An outstanding track athlete, ran the second leg of the 4x200 relay that won the high school national championship as a senior in 2016 and was part of the New England champion 4x100 relay team in 2015.
- Has a daughter, Tylani.
- Graduated with a degree in economics from UConn.

COMMUNITY:

- Annual Team Holiday Hospital visits.

COYLE'S COWBOYS TOTALS

Year Team	GP-GS	DEFENSE										INTERCEPTIONS					FUMBLES REC				
		ST	AT	TT	Sks-Yds	Tkl/Ls	QB Prs	PBU	FF	No	Yds	Avg	Lg	TD	No	Yds	Avg	Lg	TD		
2021 Dallas	2-0	2	0	2	0.0(0)	0(0)	0	0	0	0	0	0	0	0	0	0	0.0	0	0	0	0
Playoffs																					
2021 Dallas	0-0																				

PRACTICE SQUAD

PRACTICE SQUAD

PRACTICE SQUAD

ADDITIONAL STATISTICS

Special Teams Tackles – 2021 (0-1-1).

MALIK DAVIS

Running Back

5-10 • 205 • 11/26/98
Florida • UDFA-'22
NFL: Rookie • Cowboys: Rookie



TRANSACTION SUMMARY:

5/12/22: Signed with Dallas as a rookie free agent.

COLLEGE:

- Played in 46 games over five years at Florida, rushing 284 times for 1,470 yards (5.2 avg.) with eight touchdowns while also catching 70 passes for 726 yards and two touchdowns.
- Started at running back in 12-of-13 games as a senior in 2021, rushing 92 times for 487 yards and five touchdowns with 23 receptions for 217 yards and two receiving touchdowns.
- Appeared in all 12 games of the season and started two in 2020, tallying 310 rushing yards on 66 carries (4.7 avg.) and 377 receiving yards with 31 receptions (12.2 avg.).
- As a redshirt sophomore in 2019 appeared in 12 games at running back and on special teams, totaling 86 yards and a touchdown on 34 rushes, adding six receptions for 41 yards.
- Played in just three games in 2018 and had 61 yards on 13 carries before sustaining a season-ending knee injury and earning a medical redshirt.
- Played in seven games, starting two, as a true freshman in 2017 before suffering a season-ending injury against Georgia. Ranked second on the team in rushing, totaling 526 yards on 79 carries and two touchdowns, earning All-SEC Freshman Team honors.

PERSONAL:

- Finished his career at Jesuit High School in Tampa, Fla. as the all-time rushing leader in the county with 7,025 career yards, averaging 8.5 yards-per-attempt and scoring 83 touchdowns.
- Named the 2016 Hillsborough Offensive Player of the Year by the *Tampa Bay Times* as a senior, rushing for 2,469 yards and 11.5 yards-per-attempt with 33 touchdowns, leading the team to a 12-1 record and the 5A state championship game.
- Earned his degree in education sciences from Florida.

COMMUNITY:

- 2022 Reliant Home Run Derby benefiting the Salvation Army.

DONTARIO DRUMMOND

Wide Receiver (don-tare-EE-oh)

6-1 • 212 • 8/22/97
Mississippi • UDFA-'22
NFL: Rookie • Cowboys: Rookie



TRANSACTION SUMMARY:

5/12/22: Signed with Dallas as a rookie free agent.

COLLEGE:

- Started his collegiate career at East Mississippi Community College before transferring to Ole Miss, where he played in 34 games and totaled 114 receptions, 1,633 yards and 15 touchdowns through the air, adding 40 rushing yards and a touchdown on the ground.
- Started 12 games at wide receiver in 2021 and tallied 76 catches for a team-leading 1,028 yards - becoming just the fifth player in Ole Miss history to reach 1,000 receiving yards in a season - with eight total touchdowns.
- Saw action in all 10 games, registering nine starts at wide receiver to haul in 25 catches for 417 yards and seven touchdowns, the second-most on the team.
- Appeared in all 12 games at wide receiver, with nine starts in 2019 and was third on the team with 13 catches for 188 yards in his first season at Ole Miss.
- Was named a first-team NJCAA All-American following his sophomore campaign at East Mississippi Community College, where he totaled 95 receptions, 1,466 receiving yards and 21 touchdowns in two seasons. Left the school as the all-time leader in receptions and receiving yards and led the team to a national title in the 2017 and 2018 JUCO Championship Games.
- Spent his freshman and sophomore years (2017-18) at East Mississippi Community College.

PERSONAL:

- Totaled 3,474 all-purpose yards through four years at Laurel, Miss., High School, finishing with 1,568 receiving yards and 17 touchdowns his senior year in 2016.
- Helped Laurel win state championships in both football and basketball.
- Earned his degree in general studies from Mississippi.

COMMUNITY:

- 2022 Reliant Home Run Derby benefiting the Salvation Army.

JAMES EMPEY

Center

(EMP-ee)

6-3 • 303 • 10/27/96
BYU • UDFA-'22
NFL: Rookie • Cowboys: Rookie



TRANSACTION SUMMARY:

5/12/22: Signed with Dallas as a rookie free agent.

COLLEGE:

- Started all 41 games he played at center during his collegiate career at BYU.
- Played and started six games as a senior in 2021 and helped block for an offense that scored 33.0 points-per-game and averaged 452.0 yards-per-game.
- Started all eight games played in 2020 as a junior as he helped the Cougars offense rank No. 8 in the nation with 322.1 passing-yards-per-game.
- As a sophomore started all 13 games at center and blocked for a passing offense that generated 284.7 yards-per-game (No. 26 nationally).
- Named Freshman All-America by the 2018 Football Writers Association of America after he started all 13 games at center.

PERSONAL:

- Attended American Fork, Utah, High School where he was a three-year starter and team captain.
- Was named Deseret News and Salt Lake Tribune 5A all-state offensive guard in 2014.
- On defense, totaled 62 tackles and 3.5 sacks as a senior.
- Earned his degree in finance from BYU.
- Has a wife, Maddie.

COMMUNITY:

- 2022 Reliant Home Run Derby benefiting the Salvation Army.

AUSTIN FAOLIU

(FAHL-you)

Defensive Tackle

6-3 • 305 • 7/27/98
Oregon • UDFA-'21
NFL: 1st Year • Cowboys: 1st Year
Games/Starts: 2021-1/0; Career-1/0
Postseason: 2021-0/0-PS; Career-0/0



TRANSACTION SUMMARY:

- 1/19/22:** Signed with Dallas as a Future.
8/31/21: Waived and signed to Dallas' practice squad (9/1).
5/14/21: Signed with Dallas as a rookie free agent.

2021:

- Spent a majority of the season on Dallas' practice squad, seeing action in one game as a standard elevation.
- Was a standard elevation for the win against Carolina (10/3) and made his NFL debut to the tune of two tackles.

COLLEGE:

- Appeared in 43 games over a four-year career, totaling 124 tackles, 10 tackles for loss, 5.0 sacks and three forced fumbles for the Ducks.
- Started six of Oregon's seven games in 2020 and finished with 21 tackles and a half tackle for loss.
- As a junior played in all 13 games and recorded 25 tackles, 5.0 tackles for loss and 2.0 sacks.
- Played in 11 games and made six starts as a sophomore in 2018. Graded out (90.5) as the No. 3 defensive lineman in the Pac-12 and No. 13 in the FBS against the run, according to Pro Football Focus.
- Started the first two games as a freshman and played in 12 contests, totaling 22 tackles, 2.5 tackles for loss and one sack. His 315 snaps as a freshman were the eighth-most among FBS freshman defensive linemen.

PERSONAL:

- Rated a consensus three-star prospect out of Mater Dei High School in Santa Ana, Calif.
- Named to the *Orange County Register's* all-county team as a senior, racking up 32 tackles, nine tackles for loss, 1.5 sacks and a forced fumble.
- Helped lead Mater Dei to a CIF Southern Section Division I runner-up finish.
- Starred at JSerra Catholic High School as a running back during his sophomore and junior years.
- He and his fiance, Samantha, have a son, Apollo.
- Earned a degree in crime, law and society.

COMMUNITY:

- Annual Team Holiday Hospital visits.

FAOLIU'S COWBOYS TOTALS

Year Team	GP-GS	DEFENSE										INTERCEPTIONS					FUMBLES REC				
		ST	AT	TT	Sks-Yds	Tkl/Ls	QB Prs	PBU	FF	No	Yds	Avg	Lg	TD	No	Yds	Avg	Lg	TD		
2021 Dallas	1-0	2	0	2	0.0(0)	0(0)	0	0	0	0	0	0	0	0	0	0	0.0	0	0	0	0
Playoffs		PRACTICE SQUAD										PRACTICE SQUAD					PRACTICE SQUAD				
2021 Dallas	0-0																				

TY FRYFOGLE

Wide Receiver

6-1 • 208 • 1/28/99
Indiana • UDFA-'22
NFL: Rookie • Cowboys: Rookie



TRANSACTION SUMMARY:

- 5/12/22:** Signed with Dallas as a rookie free agent.

COLLEGE:

- In five years at Indiana, played in 53 games and finished sixth on Indiana's all-time lists in receptions (158) and receiving yards (2,231). Also tied for 10th in program history with 10 receiving touchdowns.
- Started all 12 games as a team captain in 2021, sharing the team lead with 46 receptions for 512 yards and a touchdown, earning All-Big Ten honorable mention honors.

- In 2020 had one of the best seasons by an Indiana wide receiver in program history. Was named third-team All-American by the *Associated Press*, the first Indiana wideout to earn All-America status since James Hardy in 2007. Was also named Big Ten Richter-Howard Receiver of the Year in 2020 and was one-of-11 semifinalists for the Biletnikoff Award.
- Despite playing in just eight games due to the COVID-19 pandemic in 2020, led the team with 37 receptions and ranked fourth in the Big Ten with 721 receiving yards and seven touchdowns. Also became the first receiver in Big Ten history to record back-to-back 200-yard games (at Michigan State; at Ohio State).
- In 2019 finished third on the team with 45 receptions for 604 yards and three touchdowns in 13 games (12 starts).
- Tallied 29 receptions for 381 yards with three touchdowns (third on the team) in 12 games as a sophomore.
- Played in eight games as a freshman and tallied one reception for 13 yards against Charleston Southern.

PERSONAL:

- Attended George County High School in Lucedale, Miss., where he was tabbed with first-team all-state honors as a senior after reeling in 89 catches for 1,432 yards and 14 touchdowns.
- Holds George County High School's career receptions and receiving yardage records.
- Earned his degree in liberal studies.

COMMUNITY:

- 2022 Reliant Home Run Derby benefiting the Salvation Army.

JONATHAN GARIBAY

(GARE-eh-BAY)

Kicker

5-11 • 215 • 8/16/99
Texas Tech • UDFA-'22
NFL: Rookie • Cowboys: Rookie

TRANSACTION SUMMARY:

5/12/22: Signed with Dallas as a rookie free agent.

COLLEGE:

- Kicked for two seasons at Texas Tech after transferring from Riverside (Calif.) City College, and over the course of his collegiate career, connected on 38-of-47 (80.9%) field goals and 161-of-169 PATs. Also punted the ball 105 times for 39.7 yards-per-punt.
- Named first-team All-Big 12 by the conference coaches and a semifinalist for the Lou Groza award as a senior in 2021, making 15-of-16 field goal attempts and 49-of-50 PATs in 12 games, including two game-winning kicks over West Virginia and Iowa State.
- His 62-yard game-winning field goal against Iowa State marked the longest by an FBS kicker to win a game with less than a minute remaining and was the third-longest successful attempt by a FBS kicker since the NCAA disallowed the use of kicking tees in 1988.
- Earned the starting kicker role late in his redshirt junior 2020 season, appearing in five games and finishing eight-of-11 on field goals and six-of-seven on PATs while also punting the ball six times for an average of 47.8 yards.
- Redshirted in 2019 after transferring to Texas Tech from Riverside City College.
- Named to the All-SCFA first-team at Riverside, going nine-of-12 on field goals and 46-of-50 on PATs as a sophomore in 2018. Also handled punting duties, booting 51 punts for an average of 40.1 yards-per-kick and downing 26 inside the 20-yard line.
- Served as the primary kicker and punter for Riverside as a freshman in 2017, finishing six-of-eight on field goals and booting 60-of-62 PATs to go along with 48 punts for an average of 39.3 yards-per-punt.

PERSONAL:

- Attended Rubidoux, Calif., High School and was the league's special teams MVP as a senior in 2016.
- Earned his degree in university studies from Texas Tech in 2021.

COMMUNITY:

- 2022 Reliant Home Run Derby benefiting the Salvation Army.

AARON HANSFORD

Linebacker

6-2 • 245 • 2/23/98

Texas A&M • UDFA-'22

NFL: Rookie • Cowboys: Rookie

**TRANSACTION SUMMARY:****5/12/22:** Signed with Dallas as a rookie free agent.**COLLEGE:**

- Appeared in 43 games - nine as a wide receiver and 34 as a linebacker - over a six-year career at Texas A&M, totaling 157 tackles, 18.5 tackles for loss, 7.0 sacks, seven pass breakups and two fumble recoveries. Also hauled in three catches for 39 yards in his first two seasons as a wide receiver.
- Played in all 12 games, making 11 starts, in his sixth and final season, leading the Aggies with 89 tackles and was third on the team with 8.5 tackles for loss in 2021.
- As a senior in 2020, started all nine games and tied for the team lead in sacks (6.0) while finishing second on the team with 49 tackles.
- Moved from wide receiver to linebacker prior to his junior season in 2019 and played in all 13 games to finish with 15 tackles, three for loss, 2.0 sacks, three hurries and two pass breakups.
- Missed the 2018 season due to injury.
- Appeared in seven games at wide receiver as a redshirt freshman, making three catches for 39 yards with four special teams tackles.
- Saw limited action in two games in 2016 before suffering a season-ending injury and granted a medical redshirt.

PERSONAL:

- Rated a consensus four-star prospect out of St. John's College High School in Washington, D.C.
- Played in the 2015 Under Armour All-American game.
- Named 2015 first-team All-USA TODAY D.C. after his senior season.
- Earned a degree in communications from Texas A&M.

COMMUNITY:

- 2022 Reliant Home Run Derby benefiting the Salvation Army.

JAQUAN HARDY

Running Back

5-8 • 215 • 7/27/98

Tiffin • UDFA-'21

NFL: 1st Year • Cowboys: 1st Year

Games/Starts: 2021-3/0; Career-3/0

Postseason: 2021-0/0-PS; Career-0/0

**TRANSACTION SUMMARY:****1/17/22:** Signed with Dallas as a Future.**8/31/21:** Waived and signed to Dallas' practice squad (9/1).**5/14/21:** Signed with Dallas as a rookie free agent.**2021:**

- Played in three games as a rookie, rushing four times for 29 yards and a score. Also returned one kick 15 yards.
- Was a standard elevation at Washington (12/12), made his NFL debut in the game and rushed once for three yards and returned one kickoff 15 yards.
- Once again was elevated for the game at the N.Y. Giants (12/19) and played on special teams.
- Was a COVID-19 replacement for the finale at Philadelphia (1/8/22) and rushed for 29 yards and his first career touchdown - a 22-yarder - on three carries. Was the 22nd different Cowboy to score a touchdown on the season to establish an NFL record for the number of players to score a touchdown in a season by one team.

COLLEGE:

- Finished his collegiate career third in the Tiffin career record books in rushing yards (3,207) and touchdowns (28), fifth in attempts (501), eighth in all-purpose yards (3,551) and tied for eighth in points (186).
- Following the Great Midwest Athletic Conference postponing the 2020 fall season to spring 2021 due to COVID-19, he opted out of the 2021 spring season.

- In 2019 as a redshirt junior, tied the GMAC single-season rushing record with 1,554 yards (third in Division II) on 204 carries and earned the Great Midwest Player of the Year award and second-team All-American.
- Set single-season conference records by averaging 141.3 yards-per-game, 7.6 yards-per-rush (sixth in Division II), and ripped off the longest run from scrimmage, dashing 94 yards against Walsh.
- Missed the 2018 season with a knee injury and took a medical redshirt.
- In 2017 recorded 1,077 yards on 207 carries (97.9 avg.) and eight touchdowns as a sophomore.
- Carried the ball 90 times for 576 yards (6.4) and five touchdowns in 2016. Also had 10 receptions for 41 yards and two touchdowns as a freshman.

PERSONAL:

- Attended Westlake, Ohio High School and was a second team All-Ohio performer as he rushed for 1,800 yards, 23 touchdowns and over 2,500 yards of total offense.
- Earned a degree in business from Tiffin.

COMMUNITY:

- Annual Team Holiday Hospital visits.

HARDY'S COWBOYS TOTALS

Year Team	GP-GS	RUSHING					RECEIVING				
		No	Yds	Avg	Long	TD	No	Yds	Avg	Long	TD
2021 Dallas.....	3-0	4	29	7.3	22 ^t	1	0	0	0.0	0	0
Playoffs						PRACTICE SQUAD					
2021 Dallas.....	0-0	PRACTICE SQUAD					PRACTICE SQUAD				

ADDITIONAL STATISTICS

Kickoff Returns – 2021 (1 for 15).

PEYTON HENDERSHOT

Tight End

6-4 • 250 • 4/23/99
Indiana • UDFA-'22
NFL: Rookie • Cowboys: Rookie



TRANSACTION SUMMARY:

5/12/22: Signed with Dallas as a rookie free agent.

COLLEGE:

- The three-time All-Big Ten selection finished his career as the Hoosiers tight ends receptions (136) and yardage (1,479) leader.
- Team captain and *Phil Steele* first-team All-Big Ten award winner in his 2021 senior season, starting all 12 games and leading the team with 46 receptions (tied), 543 yards and four touchdowns - totals that rank third on Indiana's single-season tight ends list.
- Was named third-team All-Big Ten in 2020 after recording 23 receptions for 151 yards with four touchdowns, starting all eight games.
- Set Indiana single-season tight end records with 52 receptions and 622 yards in 13 starts for the Hoosiers in 2019, earning third-team All-Big 10 honors.
- Started 10 games and played in 11 as a freshman in 2018, leading all tight ends with 15 receptions, 163 yards and two touchdowns.
- Played in the first four games before he suffered a season-ending injury and received a medical redshirt in 2017.

PERSONAL:

- Selected to the 2016 *Indianapolis Star* Super Team and earned all-county and all-conference honors at Tri-West High School in North Salem, Ind., finishing his career with 157 receptions, 2,170 yards and 22 touchdowns.
- Four-year football and three-year basketball letterwinner.
- Earned his degree in liberal studies from Indiana.

COMMUNITY:

- 2022 Reliant Home Run Derby benefiting the Salvation Army.

DENNIS HOUSTON

Wide Receiver

6-1 • 202 • 4/24/99

Western Illinois • UDFA-'22

NFL: Rookie • Cowboys: Rookie

**TRANSACTION SUMMARY:****5/12/22:** Signed with Dallas as a rookie free agent.**COLLEGE:**

- Caught 169 passes for 2,031 yards with 11 touchdowns in 25 games played in three seasons (2019-21) for the Leathernecks. Also rushed 20 times for 151 yards and two scores.
- As a senior in 2021, was named first-team All-Missouri Valley Conference and third-team FCS All-America after hauling in 90 passes for 1,015 yards and six touchdowns. Also rushed five times for 63 yards and two scores while starting in all 11 games.
- Named first-team All-Missouri Valley Conference after appearing in all six games in 2020-21 to lead the team with 43 receptions for 477 yards and two touchdowns. Also rushed six times for 32 yards.
- Played in eight games with six starts as a sophomore transfer to lead the offense with 539 receiving yards on 36 receptions and three touchdowns. Additionally, he rushed for 56 yards on nine carries.
- Played in 10 games as a sophomore at Fullerton College, where he caught 26 passes for 360 yards and three touchdowns.
- As a freshman at Houston Baptist, caught 33 passes for 362 yards.

PERSONAL:

- Attended Warren High School in San Antonio, Texas, and racked up 69 receptions for 1,267 yards and 12 touchdowns as a senior.
- Earned his degree in general studies from Western Illinois.

COMMUNITY:

- 2022 Reliant Home Run Derby benefiting the Salvation Army.

STOREY JACKSON

Linebacker

6-2 • 235 • 4/8/98

Liberty • UDFA-'22

NFL: Rookie • Cowboys: Rookie

**TRANSACTION SUMMARY:****5/12/22:** Signed with Dallas as a rookie free agent.**COLLEGE:**

- Played in all 13 games, starting 12, as a senior transfer at Liberty in 2021, leading the Flames in nearly every defensive statistical category: 102 tackles, 13 tackles for loss and 7.0 sacks. Added an interception and four pass breakups.
- Transferred to Liberty after a three years at Prairie View A&M, where he played in 13 games and totaled 119 tackles, 18.5 tackles for loss, 6.0 sacks, three forced fumbles, three fumble recoveries and an interception.
- In a shortened spring season in 2021 due to COVID-19, named to the Spring 2021 All-SWAC first-team after racking up 50 tackles, 8.5 tackles for loss, 2.0 sacks, two forced fumbles, two fumble recoveries and an interception in just three games.
- Led the nation in tackles-per-game (16.7) in the 2021 spring season with Prairie View A&M.
- Named a finalist for the 2021 Buck Buchanan Award (nation's most outstanding FCS defensive player) and earned STATS FCS second-team All-America honors for his efforts in the 2021 spring season.
- In 2019 recorded 72 tackles, 8.5 for loss, and 4.0 sacks for the Panthers.
- Transferred to Prairie View A&M after spending his first two seasons (2016-17) as a defensive back at Hutchinson, Kan., Community College, appearing in 19 games with 81 tackles and one interception.

PERSONAL:

- Attended Olathe North High School in Kansas City, Kan., where he lettered in football, basketball and baseball.
- Earned his degree in business management at Liberty.

COMMUNITY:

- 2022 Reliant Home Run Derby benefiting the Salvation Army.

BRAYLON JONES

Guard

6-3 • 315 • 7/27/98


Houston • UDFA-'21

NFL: 1st Year • Cowboys: 1st Year

Games/Starts: 2021-0/0-PS; Career-0/0

Postseason: 2021-0/0-PS; Career-0/0

DALLAS DALLAS DALLAS
COWBOYS



TRANSACTION SUMMARY:

- 1/17/22:** Signed with Dallas as a Future.
- 8/31/21:** Waived and signed to Dallas' practice squad (9/1).
- 5/14/21:** Signed with Dallas as a rookie free agent.

2021:

- Spent the entire season on Dallas' practice squad.
- COLLEGE:**
- A versatile piece up front who has experience at both guard and center. Played in 47 games and finished his five-year collegiate career with 43 starts for the Cougars.
- Made seven starts as a senior (four at right guard, three at center) and was part of an offensive line that helped Houston rank fourth in the American in passing offense (265.8).
- Selected to *Phil Steele's* American All-Conference Team in 2020.
- Started four games at center in 2019 before suffering a season-ending injury and taking a redshirt season.
- As a junior, started all 13 games at right guard, anchoring an offensive line that did not allow a sack in five of its 12 games. Blocked for an offense that finished the season ranked fifth nationally in scoring offense (43.9 points-per-game).
- Started all 12 games at left guard as a sophomore, helping the Cougars to 2,002 rushing yards and 25 touchdowns on the ground.
- Appeared in 11 games as a true freshman with five starts.

PERSONAL:

- Rated as a three-star recruit who played both sides of the ball for John Tyler High School in Tyler, Texas.
- Finished his senior season with 70 tackles and two forced fumbles to be named first-team all-district on both offense and defense.
- Was the valedictorian of his senior high school class, then earned his degree in psychology from Houston.

COMMUNITY:

- 2021 Play 60 Everybody Plays Field Day.
- American Cancer Society Gene and Jerry Jones Family Hope Lodge Dallas Starbot Visits.
- WrestleMania 38 Special Olympics Camp.

ALEC LINDSTROM


Center

6-3 • 300 • 7/7/97

Boston College • UDFA-'22

NFL: Rookie • Cowboys: Rookie

DALLAS DALLAS DALLAS
COWBOYS



TRANSACTION SUMMARY:

- 5/12/22:** Signed with Dallas as a rookie free agent.

COLLEGE:

- Started 36-of-47 games played in his Boston College career, earning All-ACC first-team honors in his final two seasons as the starting center for the Eagles.
- Named All-ACC first-team as a senior in 2021 and was on the preseason watch list for the Lombardi Award, Rimington Trophy and Outland Trophy, starting all 11 games and blocking for an offense that averaged 350.0 yards-per-game and scored 24.7 points-per-game.
- All-ACC first-team honors and Rimington Award watch list after starting 11 games at center on a team that rushed for 1,119 yards on the season with 11 rushing touchdowns in 2020.
- Started all 13 games at center and was an All-ACC third-team selection as a sophomore in 2019.
- Played in 11 games and started one in his 2018 redshirt freshman campaign, playing mostly on special teams - including long snapper in eight games.
- Earned a medical redshirt as a true freshman in 2017.

STAFF

ROOKIES/
FIRST-YEAR

2021 SEASON

RECORDS

PLAYOFF
RECORDS

HISTORY

SIDELINES

PERSONAL:

- Two-way lineman for his father, head coach Chris Lindstrom Sr., at Shepherd Hill Regional High School in Dudley, Mass., where he was a *USA Today* All-Massachusetts first-team all-state selection on the offensive line while paving the way for the offense to rush for 7.6 yards-per-carry and over 3,300 yards in his senior season.
- His father was a Hall of Fame lineman at Boston University and spent three seasons in the NFL, while his brother Chris was a first round draft pick and currently plays for the Atlanta Falcons.
- Earned his undergraduate degree in management and leadership from Boston College.

COMMUNITY:

- 2022 Reliant Home Run Derby benefiting the Salvation Army.

QUANDRE MOSELY

(KWAN-dre)
Cornerback

6-1 • 195 • 5/18/99
Kentucky • UDFA-'22
NFL: Rookie • Cowboys: Rookie

**TRANSACTION SUMMARY:**

- 5/12/22: Signed with Dallas as a rookie free agent.

COLLEGE:

- Played in 36 career games, starting four, in his three-year stint at Kentucky, where he totaled 69 tackles, three tackles for loss, three interceptions, 10 pass breakups and a sack.
- Appeared in 13 games with two starts in 2021, racking up 26 tackles, two for loss, five breakups and two interceptions, including one that he returned 38 yards for a touchdown against New Mexico State.
- Recorded 19 tackles and two breakups in 10 games in 2020, including a career-high six tackles at Alabama.
- Tallied 24 tackles with three pass breakups, one sack and an interception in 13 games played as a junior. Made his first career start at Mississippi State, where he also recorded his first interception as a Wildcat.
- Transferred to Kentucky after playing two years (2017-18) at Eastern Arizona Community College. As a sophomore in 2018, totaled 50 tackles, a league-high six interceptions, one for a touchdown, and a fumble recovery while playing safety.
- Earned All-Western States Football League All-League honors as a freshman in 2017.

PERSONAL:

- Attended Glynn Academy in Brunswick, Ga., where he was named all-state honorable mention as a wide receiver by the Georgia High School Association in his senior season.
- Earned his degree in community and leadership development from Kentucky.

COMMUNITY:

- 2022 Reliant Home Run Derby benefiting the Salvation Army.

NICK RALSTON

Fullback

6-0 • 246 • 11/10/96
Louisiana • UDFA-'21
NFL: 1st Year • Cowboys: 1st Year
Games/Starts: 2021-4/0; Career-4/0
Postseason: 2021-0/0-PS; Career-0/0

**TRANSACTION SUMMARY:**

- 1/17/22: Signed with Dallas as a Future.
- 10/21/21: Signed to Dallas' practice squad.
- 8/31/21: Waived, signed to Dallas' practice squad (9/1), activated (10/16) and waived (10/19).
- 5/14/21: Signed with Dallas as a rookie free agent.

2021:

- Spent the majority of the season on Dallas' practice squad, seeing action in four games as an elevation.
- Made his NFL debut as a standard elevation for the Monday night home-opening win over Philadelphia (9/27), seeing time on special teams and at fullback late in the game.

- Saw time on special teams as a COVID-19 replacement against Carolina (10/3) and a standard elevation against the N.Y. Giants (10/10).
 - Signed to the active roster on Oct. 16, played at New England (10/17), waived on Oct. 19 and re-signed to the practice squad (Oct. 21) where he spent the remainder of the season.
- COLLEGE:**
- Spent four years at Arizona State as a running back and linebacker before transferring to Louisiana for the 2019 season as a grad transfer.
 - Spent the 2020 season out of football as he trained for the NFL Draft.
 - Transferred to Louisiana, where in one season (2019) he primarily played tight end, reeling in 15 passes for 100 yards and four touchdowns - tied for second on the team - while starting all 14 games.
 - Caught four passes for 18 yards and a touchdown on the year as a junior at ASU. Also added three tackles and a fumble recovery on defense while seeing some time at linebacker.
 - Appeared in all 12 games as a sophomore, adding 22 yards on four rushing attempts and six catches for 32 yards.
 - As a redshirt freshman running back at Arizona State in 2016, finished fourth on the team in rushing yards with 139 yards on 32 carries with two touchdowns and also added two receptions for 10 yards.
 - Redshirted as a true freshman.

PERSONAL:

- Racked up nearly 6,300 rushing yards during his tenure at Argyle, Texas, High School from 2011-14 and led the Eagles to the 2013 Class 3A Division II championship over Fairfield.
- Scored 100 total touchdowns during his high school career and played in three state championship games.
- As a senior in 2014, piled up 2,771 yards and 46 touchdowns to lead all Dallas-Fort Worth area rushers - regardless of classification.
- Enrolled in grad school at Louisiana for his MBA after earning his degree in finance and business communications from Arizona State.

COMMUNITY:

- 2022 Dallas Cowboys Draft Day/Fan Appreciation Party.
- WrestleMania 38 Boys and Girls Club Anti Bullying Rally.
- American Cancer Society Gene and Jerry Jones Family Hope Lodge Dallas Starbot Visits.
- Annual Team Holiday Hospital Visits.

RALSTON'S COWBOYS TOTALS

Year Team	GP-GS	RUSHING					RECEIVING				
		No	Yds	Avg	Long	TD	No	Yds	Avg	Long	TD
2021 Dallas.....	4-0	0	0	0.0	0t	0	0	0.0	0t	0	
Playoffs		PRACTICE SQUAD					PRACTICE SQUAD				
2021 Dallas.....	0-0	PRACTICE SQUAD					PRACTICE SQUAD				

JAUQUARI ROBERSON (jah-KWAR-ee ROW-ber-son)

Wide Receiver

6-1 • 190 • 7/29/98
Wake Forest • UDFA-'22
NFL: Rookie • Cowboys: Rookie



TRANSACTION SUMMARY:

5/12/22: Signed with Dallas as a rookie free agent.

COLLEGE:

- Collected 146 receptions for 2,158 yards and 17 touchdowns in 40 career games at Wake Forest.
- Named second-team All-ACC after hauling in 71 passes for 1,078 yards and eight touchdowns in 13 games as a senior.
- Led the team as a junior with 62 receptions for 926 yards and eight touchdowns in nine games to earn second-team All-ACC honors.
- As a sophomore saw action in nine games to post six receptions for 80 yards and a score.
- Had seven receptions for 74 yards as a redshirt freshman.
- Redshirted as a true freshman.

PERSONAL:

- Attended Hertford County High School in Ahoskie, N.C. where he was a two-time All-Northeastern Coastal 2A Conference player.
- Finished his senior season with 76 receptions for 1,370 yards and 15 touchdowns.
- As a junior set the school record with 1,480 receiving yards on 66 catches and 19 touchdowns.
- Also played basketball, where he was named all-district as both a sophomore and junior when he averaged 22.0 points and 10.0 rebounds-per-game.
- Earned his degree in communications from Wake Forest.

COMMUNITY:

- 2022 Reliant Home Run Derby benefiting the Salvation Army.

AARON SHAMPKLIN (SHAM-klin)

Running Back

5-9 • 205 • 10/18/99
Harvard • UDFA-'22
NFL: Rookie • Cowboys: Rookie



TRANSACTION SUMMARY:

5/12/22: Signed with Dallas as a rookie free agent.

COLLEGE:

- In four seasons at Harvard, rushed for 2,251 yards and 23 touchdowns on 402 carries (5.6 avg.) and added 29 catches for 296 yards and three scores, starting 19 of the 29 games he played.
- As a senior in 2021, led the team with 150 carries for 842 yards and 11 rushing touchdowns, averaging 93.6 yards-per-game (15th in FCS). Added 16 receptions for 117 yards and a touchdown, finishing 2021 tied for eighth in total touchdowns (12) in the FCS.
- The 2020 Ivy League season was canceled due to COVID-19.
- In 2019 took a leave of absence prior to the start of the season.
- Led the Ivy League in all-purpose yards (118.6 per-game) and rushing yards (105.3) in 2018, as he was named to the HERO FCS Sophomore All-America Team and the All-Ivy League first-team in 2018.
- Finished the 2018 season with 1,053 rushing yards on 173 carries (6.1 avg.), becoming the 11th Crimson player to eclipse 1,000 rushing yards in a season. Added eight catches for 133 yards and a score.
- Played in all 10 games his freshman season and finished with 363 rushing yards and three touchdowns on 81 carries (4.5 avg.).

PERSONAL:

- Three-year letterwinner at Long Beach Polytechnic High School in Long Beach, Calif., where he led the Jackrabbits to two Moore League Championships (2014, 16). Rushed for 643 yards and nine touchdowns on 102 carries (6.3) his senior season.
- Named to the All-Moore League team as a junior and senior.
- Earned his degree in economics from Harvard.

COMMUNITY:

- 2022 Reliant Home Run Derby benefiting the Salvation Army.

AMON SIMON (UH-mon)

Tackle

6-5 • 315 • 3/4/98
Texas A&M-Commerce • UDFA-'22
NFL: Rookie • Cowboys: Rookie



TRANSACTION SUMMARY:

5/12/22: Signed with Dallas as a rookie free agent.

COLLEGE:

- Appeared in 37 career games in a four-year stint at Texas A&M-Commerce, where he primarily played left tackle.
- Played in four games as a senior in 2021.
- Made 12 starts in 2019 and was named AP second-team All-American, Lone Star Conference Offensive Lineman of the Year and first-team All-LSC. Blocked for an offense that ranked third in yards (410.3) and points (32.9).
- In 2018 was first-team LSC, playing in all 13 games as a sophomore.
- Played in one game as a redshirt freshman as part of the 2017 NCAA Division II National Championship team.
- Redshirted as a true freshman.

PERSONAL:

- Named first-team all-district as a senior at Atascocita High School in Humble, Texas.
- Earned his degree in general studies.

COMMUNITY:

- 2022 Reliant Home Run Derby benefiting the Salvation Army.

BRANDON SMITH

Wide Receiver

6-1 • 218 • 12/10/98

Iowa • UDFA-'21

NFL: 1st Year • Cowboys: 1st Year

Games/Starts: 2021-0/0-PS; Career-0/0

Postseason: 2021-0/0-PS; Career-0/0

DALLAS DALLAS DALLAS
COWBOYS



TRANSACTION SUMMARY:

- 1/17 /22:** Signed with Dallas as a Future.
- 8/31/21:** Waived and signed to Dallas' practice squad (9/1).
- 5/14/21:** Signed with Dallas as a rookie free agent.

2021:

- Spent his entire rookie season on Dallas' practice squad.

COLLEGE:

- In four years at Iowa, played in 38 games and caught 91 passes for 1,046 yards and nine touchdowns.
- Started all eight games as a senior in 2020 and caught 23 passes for 231 yards and two touchdowns.
- Played in just nine games with seven starts, missing four due to injury, as a junior and netted 439 yards and five touchdowns on 37 catches.
- In 2018 as a sophomore, started all 12 games he played and had 28 receptions for 361 yards and two scores.
- Played in nine games as a true freshman and caught three passes for 15 yards.

PERSONAL:

- Earned first-team all-state honors as a junior and senior and named Most Valuable Offensive Player of the Year both years out of Lake Cormorant, Miss., High School.
- Three-year letterman as a wide receiver and punter, holding school records for career receptions (206), receiving yards (3,672) and touchdowns (41).
- Earned his degree in sports and recreation management.

COMMUNITY:

- Annual Team Holiday Hospital Visits.

MIKA TAFUA

(MEE-kah tah-FOO-ah)


Defensive End

6-3 • 250 • 11/30/96

Utah • UDFA-'22

NFL: Rookie • Cowboys: Rookie

DALLAS DALLAS DALLAS
COWBOYS



TRANSACTION SUMMARY:

- 5/12/22:** Signed with Dallas as a rookie free agent.

COLLEGE:

- Concluded his collegiate career at Utah with 133 tackles, 32 tackles for loss, 17.5 sacks, 10 quarterback hurries, nine pass breakups, three forced fumbles and five fumble recoveries in 44 games with 38 starts.
- Started all 14 games at defensive end as a senior to lead the defensive line with 49 tackles, including a league-high 9.5 sacks, 13 tackles for loss, four hurries, three pass breakups, one forced fumble and fumble recovery to receive the 2021 Pac-12 Morris Trophy and be named first-team All-Pac 12.
- Named second-team Pac-12 All-Conference after logging 14 tackles, three tackles for loss, 3.0 sacks, three hurries, two pass breakups and a forced fumble while starting all five games as a junior in 2020.
- Played in all 14 games at right end, starting 13, as a sophomore to post 47 tackles, 8.5 tackles for loss, 3.0 sacks, four fumble recoveries - one for a 68-yard touchdown to tie the fourth-longest in school history - and two pass breakups.
- As a redshirt freshman saw time in 11 games with six starts - three at right end and three at left end - to record 23 tackles, 7.5 tackles for loss, 2.0 sacks, a forced fumble and two pass breakups.
- Redshirted as a true freshman.

PERSONAL:

- Attended Kamehameha High School in Honolulu, Hawaii.
- First-team all-state as a senior, also earning 2014 Interscholastic League of Honolulu co-Defensive Player of the Year.
- Also competed in basketball and track, placing seventh in the discus at the 2013 state championships as a sophomore.
- Majorred in health society and policy.

COMMUNITY:

- 2022 Reliant Home Run Derby benefiting the Salvation Army.

STAFF

ROOKIES/
FIRST-YEAR

2021 SEASON

RECORDS

PLAYOFF
RECORDS

HISTORY

SIDELINES

ISAAC TAYLOR-STUART

Cornerback

6-1 • 200 • 10/25/99
 Southern California • UDFA-'22
 NFL: Rookie • Cowboys: Rookie



TRANSACTION SUMMARY:

5/12/22: Signed with Dallas as a rookie free agent.

COLLEGE:

- Finished his Trojans career with 80 tackles, two interceptions and seven breakups while starting 19-of-32 games.
- Appeared in 11 games and started 10 times, totaling 39 tackles, three deflections and an interception in 2021, missing one game with a knee injury.
- Saw frequent action as a backup cornerback and on special teams as a sophomore in 2020 during the COVID shortened season, appearing in all six games and starting one, recording five tackles on the year.
- Started eight-of-12 games at cornerback as a redshirt freshman in 2019, finishing with 36 tackles, an interception and four breakups.
- Saw brief action in four games (UNLV, Stanford, Texas, Washington State) at cornerback and on special teams as a freshman in 2018 and was able to redshirt.

PERSONAL:

- Made 2017 *USA Today* All-USA first-team and Max Preps All-American second-team as a senior defensive back, running back and wide receiver at Helix High School in La Mesa, Calif., recording 77 tackles, six interceptions, 12 deflections and two fumble recoveries on defense. Added 422 yards on 37 carries (11.4 avg) with eight touchdowns plus 15 receptions for 212 yards with two touchdowns on offense.
- Spent his first three years of high school at St. Augustine High in San Diego, Calif., where he made Cal-Hi Sports all-state first-team as a junior.
- Majored in communications at USC.

COMMUNITY:

- 2022 Reliant Home Run Derby benefiting the Salvation Army.

JUANYEH THOMAS (ONE-yay)

Safety

6-1 • 215 • 6/24/00
 Georgia Tech • UDFA-'22
 NFL: Rookie • Cowboys: Rookie



TRANSACTION SUMMARY:

5/12/22: Signed with Dallas as a rookie free agent.

COLLEGE:

- Played in 47 games with 33 starts in his Georgia Tech career, recording 215 tackles, eight tackles for loss, five forced fumbles, four interceptions and 16 pass breakups over four seasons.
- Earned All-ACC honorable mention honors in 2021, starting all 12 games at safety and finishing third on the team with 81 tackles while adding four tackles for loss, six breakups and two forced fumbles.
- Appeared in and started all 10 games in 2020, leading all defensive backs and finished third overall on Georgia Tech's defense with 59 tackles to go along with an interception, three pass breakups and two forced fumbles.
- Started 11-of-12 games in 2019, finishing fourth on the defense with 60 tackles and recording four breakups and 2.5 tackles for loss - helping Georgia Tech hold five of its opponents to 200 passing yards-or-less.
- Named true freshman All-America as a kick returner by 247Sports and earned first-team All-ACC recognition as a kick returner from Pro Football Focus in 2018, scoring three non-offensive touchdowns in the form of a 95-yard interception return and two kick return touchdowns. Set five school records for kickoff returns in his first season, appearing in 13 games and leading the team with 12 special teams tackles.

PERSONAL:

- Rated as a three-star prospect by ESPN out of Niceville, Fla., High School, where he was a three-time all-state honoree. Teams avoided throwing the ball at him in his senior campaign after he returned interceptions for touchdowns in five consecutive games (a national high school record) and finished his junior season with a school-record eight interceptions overall.
- Earned his degree in literature, media and communications from Georgia Tech.

COMMUNITY:

- 2022 Reliant Home Run Derby benefiting the Salvation Army.

T.J. VASHER

Wide Receiver

6-6 • 210 • 7/27/98
 Texas Tech • UDFA-'21
 NFL: 1st Year • Cowboys: 1st Year
 Games/Starts: 2021-0/0-NFI; Career-0/0
 Postseason: 2021-0/0-NFI; Career-0/0

DALLAS DALLAS DALLAS
COWBOYS



TRANSACTION SUMMARY:

8/31/21: Placed on Reserve/NFI with a knee injury.
5/14/21: Signed with Dallas as a rookie free agent.

2021:

- Spent his rookie season on Reserve/NFI after suffering a knee injury in his final collegiate season.
- Designated a return to practice, opening his practice window, on Dec. 12.

COLLEGE:

- Finished his Texas Tech career with 21 scores through the air - tied for ninth in school history alongside Carlos Francis, Wes Welker and Nehemiah Glover - and 146 receptions for 1,983 yards in 42 career games played.
- Caught 19 passes for 227 yards and a pair of touchdowns in his final season, starting only two-of-seven games played because of injuries in 2020.
- Appeared in 10 games with seven starts as a junior in 2019, tying for second on the team with 42 receptions and placing third with 515 receiving yards while leading the Red Raiders offense with six touchdown catches. Had 26 of his 42 receptions on the year go for either a first down or a touchdown.
- As a sophomore in 2018, appeared in 11 games with nine starts and caught 54 passes for 687 yards and a career-best seven touchdowns while gaining a first down or finding the end zone on 42 of his 56 catches (75%).
- Appeared in all 13 games with five starts in 2017 as a redshirt freshman, finishing third on the team with 545 receiving yards and six touchdowns on 29 catches, placing 22nd in the NCAA averaging 18.8 yards-per-catch.
- Granted a medical redshirt following his freshman campaign, appearing in only one game.

PERSONAL:

- Graduate of Rider High School in Wichita Falls, Texas, where he played three years of varsity football and was a two-time Associated Press Class 5A all-state player in both football and basketball.
- Finished with 2,553 receiving yards, 158 receptions, 29 touchdown receptions and a 16.2 yards-per-catch average in 35 games over his three-year career.
- His uncle, Nathan Vasher, played seven seasons in the NFL and was a Pro Bowl cornerback for the Chicago Bears and Detroit Lions.
- Majorred in human sciences at Texas Tech.

COMMUNITY:

- Annual Team Holiday Hospital Visits.



STAFF
 ROOKIES/
 FIRST-YEAR
 2021 SEASON
 RECORDS
 PLAYOFF
 RECORDS
 HISTORY
 SIDELINES

2022 Rookie and First-Year Roster

NO	NAME	POS	HGT	WGT	AGE	NFL EXP	COLLEGE	HOW ACQ.
1	Jonathan Garibay	K	5-11	217	24	R	Texas Tech	UDFA-'22
3	Dennis Houston	WR	6-1	198	23	R	Western Illinois	UDFA-'22
6	Jaquarii Roberson	WR	6-1	186	23	R	Wake Forest	UDFA-'22
14	Ty Fryfogle	WR	6-1	204	24	R	Indiana	UDFA-'22
16	T.J. Vasher	WR	6-6	210	23	1	Texas Tech	UDFA-'21
18	Jalen Tolbert	WR	6-1	194	22	R	South Alabama	D3-'22
19	Dontario Drummond	WR	6-1	215	23	R	Mississippi	UDFA-'22
30	DaRon Bland	CB	6-0	197	23	R	Fresno State	D5(b)-'22
31	Tyler Coyle	S	6-1	210	23	1	Purdue	UDFA-'21
32	Aaron Shampkin	RB	5-9	194	23	R	Harvard	UDFA-'22
34	Malik Davis	RB	5-10	202	21	R	Florida	UDFA-'22
36	Isaac Taylor-Stuart	CB	6-1	201	23	R	Southern California	UDFA-'22
37	JaQuan Hardy	RB	5-8	215	24	1	Tiffin	UDFA-'21
39	Quandre Mosely	CB	6-1	185	24	R	Kentucky	UDFA-'22
40	Juanyeh Thomas	S	6-1	212	24	R	Georgia Tech	UDFA-'22
41	Markquese Bell	S	6-2	212	23	R	Florida A&M	UDFA-'22
43	Aaron Hansford	LB	6-2	239	23	R	Texas A&M	UDFA-'22
46	Nick Ralston	FB	6-0	246	25	1	Louisiana	UDFA-'21
47	Storey Jackson	LB	6-2	224	24	R	Liberty	UDFA-'22
48	Jake Ferguson	TE	6-5	245	25	R	Wisconsin	D4-'22
49	Peyton Hendershot	TE	6-4	250	21	R	Indiana	UDFA-'22
50	Devin Harper	LB	6-0	234	23	R	Oklahoma State	D6-'22
52	Mike Tafua	DE	6-3	249	23	R	Utah	UDFA-'22
53	Damone Clark	LB	6-2	239	23	R	Louisiana State	D5(c)-'22
54	Sam Williams	DE	6-4	261	23	R	Mississippi	D2-'22
58	Austin Faoliu	DE	6-3	295	23	1	Oregon	UDFA-'21
59	Markaviest Bryant	DE	6-4	254	24	R	Central Florida	UDFA-'22
60	Isaac Alarcón	G	6-6	318	23	1	Monterrey Tech	IPP-'20
61	Arnon Simon	T	6-5	303	24	R	Texas A&M Commerce	UDFA-'22
62	Braylon Jones	G	6-3	310	24	1	Houston	UDFA-'21
64	James Empey	C	6-3	297	21	R	Brigham Young	UDFA-'22
65	Alec Lindstrom	C	6-3	296	23	R	Boston College	UDFA-'22
71	Matt Waletzko	T	6-8	312	22	R	North Dakota	D5(a)-'22
73	Tyler Smith	T	6-5	324	21	R	Tulsa	D1-'22
80	Brandon Smith	WR	6-1	215	23	1	Iowa	UDFA-'21
89	Bunting, Ian	TE	6-7	255	26	1	California	FA-'21
95	John Ridgeway	DT	6-5	321	23	R	Arkansas	D5(d)-'22

2022 Dallas Cowboys First Round Draft Pick Tyler Smith



2022 Veterans Roster

NO	NAME	POS	HGT	WGT	AGE	NFL EXP	COLLEGE	HOW ACQ.
1	Kelvin Joseph	CB	5-11	200	22	2	Kentucky	D2-'21
2	Jourdan Lewis	CB	5-10	190	26	6	Michigan	D3-'17
3	Anthony Brown	CB	5-11	192	28	7	Purdue	D6a-'16
4	Dak Prescott	QB	6-2	228	28	7	Mississippi State	D4b-'16
5	Bryan Anger	P	6-3	214	33	11	California	FA-'21
6	Donovan Wilson	S	6-0	205	27	4	Texas A&M	D6-'19
7	Trevon Diggs	CB	6-1	204	23	3	Alabama	D2-'20
10	Cooper Rush	QB	6-3	224	28	5	Central Michigan	FA-'20
11	Micah Parsons	LB	6-3	248	23	2	Penn State	D1-'21
13	Michael Gallup	WR	6-1	205	26	5	Colorado State	D3-'18
14	Jabril Cox	LB	6-3	240	24	2	Louisiana State	D4a-'20
15	Will Grier	QB	6-1	215	27	4	West Virginia	W(Car)-'20
17	Ben DiNucci	QB	6-2	222	25	2	James Madison	D7-'20
20	Tony Pollard	RB	6-0	212	25	4	Memphis	D4a-'19
21	Ezekiel Elliott	RB	6-0	226	26	7	Ohio State	D1-'16
23	Rico Dowdle	RB	5-11	215	24	3	South Carolina	UDFA-'20
24	Israel Mukuamu	S	6-4	215	22	2	South Carolina	D6b-'21
25	Nahshon Wright	CB	6-4	190	23	2	Oregon State	D3c-'21
26	Kyron Brown	CB	6-1	195	26	2	Akron	FA-'21
27	Jayron Kearse	S	6-4	227	28	7	Clemson	FA-'21
28	Malik Hooker	S	6-1	215	26	6	Ohio State	FA-'21
29	C.J. Goodwin	CB	6-3	195	32	7	California (PA)	PS(Cin)-'18
35	Ryan Nall	FB	6-2	245	26	4	Oregon State	FA-'22
44	Jake McQuaide	LS	6-2	238	34	12	Ohio State	UFA(LAR)-'21
51	Devante Bond	LB	6-1	236	28	4	Oklahoma	FA-'21
55	Leighton Vander Esch	LB	6-4	255	26	5	Boise State	D1-'18
56	Dante Fowler	DE	6-3	260	27	8	Florida	FA-'22
57	Luke Gifford	LB	6-3	242	26	4	Nebraska	UDFA-'19
63	Tyler Biadasz	C	6-4	316	24	3	Wisconsin	D4b-'20
66	Connor McGovern	G	6-5	318	24	4	Penn State	D3-'19
68	Matt Farniok	C	6-5	316	24	2	Nebraska	D7-'21
70	Zack Martin	G	6-4	315	31	9	Notre Dame	D1-'14
72	Trysten Hill	DT	6-3	300	24	4	Central Florida	D2-'19
75	Josh Ball	T	6-8	320	24	2	Marshall	D4b-'21
76	Aviante Collins	T	6-4	307	29	3	TCU	FA-'21
77	Tyron Smith	T	6-5	307	31	12	Southern California	D1-'11
78	Terence Steele	T	6-6	320	25	3	Texas Tech	UDFA-'20
81	Simi Fehoko	WR	6-4	218	24	2	Stanford	D5-'21
83	James Washington	WR	5-11	216	26	5	Oklahoma State	UFA(Pit)-'22
84	Sean McKeon	TE	6-5	255	24	3	Michigan	UDFA-'20
85	Noah Brown	WR	6-2	215	26	6	Ohio State	D7b-'17
86	Dalton Schultz	TE	6-5	255	25	5	Stanford	D4b-'18
87	Jeremy Sprinkle	TE	6-5	257	27	6	Arkansas	UFA(Was)-'21
88	CeeDee Lamb	WR	6-2	197	23	3	Oklahoma	D1-'20
90	DeMarcus Lawrence	DE	6-3	255	30	9	Boise State	D2-'14
91	Carlos Watkins	DT	6-3	305	28	6	Clemson	UFA(Hou)-'21
92	Dorance Armstrong	DE	6-3	270	25	5	Kansas	D4a-'18
93	Tarell Basham	DE	6-4	260	28	6	Ohio	UFA(NYJ)-'21
94	Josiah Bronson	DT	6-3	310	24	2	Washington	FA-'21
96	Neville Gallimore	DT	6-2	315	25	3	Oklahoma	D3-'20
97	Osa Odighizuwa	DT	6-2	294	23	2	UCLA	D3a-'21
98	Quinton Bohanna	DT	6-4	330	23	2	Kentucky	D6a-'21
99	Chauncey Golston	DE	6-5	285	24	2	Iowa	D3b-'21

STAFF

VETERAN ROSTER

2021 SEASON

RECORDS

PLAYOFF RECORDS

HISTORY

SIDELINES

Cowboys All-Time Roster

HEAD COACHES

Coach	Seasons	Years	— Regular Season —				— Postseason —			— Total —			
			Won	Lost	Tied	Pct	Won	Lost	Pct	Won	Lost	Tied	Pct
Tom Landry	29	1960-88	250	162	6	.605	20	16	.556	270	178	6	.601
Jimmy Johnson	5	1989-93	44	36	0	.550	7	1	.875	51	37	0	.580
Barry Switzer	4	1994-97	40	24	0	.625	5	2	.714	45	26	0	.634
Chan Gailey	2	1998-99	18	14	0	.563	0	2	.000	18	16	0	.529
Dave Campo	3	2000-02	15	33	0	.313	0	0	.000	15	33	0	.313
Bill Parcells	4	2003-06	34	30	0	.531	0	2	.000	34	32	0	.515
Wade Phillips	4	2007-10	34	22	0	.607	1	2	.333	35	24	0	.593
Jason Garrett	9	2010-19*	85	67	0	.559	2	3	.400	87	70	0	.554
Mike McCarthy	2	2020-21	18	15	0	.545	0	1	.000	18	16	0	.529
Totals	62	1960-2021	538	403	6	.571	35	29	.547	573	432	6	.570

*2010 interim season, 5-3 record

ASSISTANT COACHES

A	Alexander, Hubbard ..	Receivers	1989-97
	Alexander, Paul	Offensive Line	2018
	Allen, Ermal	Offensive Backfield	1962-69
		Special Assistant	1970-79
		Research and Development	1980-83
	Amato, Ken	Defensive Assistant/Linebackers	2018-19
	Armstrong, Neill	Research and Development	1982-89
	Avezzano, Joe	Special Teams	1990-00, 2002
		Special Teams/Tight Ends	2001
B	Baker, Brian	Defensive Line	2011-12
	Baker, Joe	Assistant Secondary	2012-14
		Safeties	2015
		Secondary	2016-17
	Bates, Bill	Special Teams/	
		Defensive Assistant	1998-99
		Defensive Backs	2000
		Defensive Nickel Package/	
		Assistant Special Teams	2001-02
	Bates, Jim	Linebackers	1996-97
		Assistant Head Coach/	
		Defensive Line	1998-99
	Bech, Brett	Strength and Conditioning	2011-19
	Berry, Raymond	Offensive Ends	1968-69
	Bisaccia, Rich	Special Teams	2013-14
		Asst. Head Coach/Special Teams	2015-17
	Blake, John	Defensive Line	1993-95
	Blasko, Jeff	Assistant Offensive Line	2020-21
	Bloom, Ben	Defensive Quality Control/	
		Linebackers	2011-13
		Assistant Defensive Line/Ends	2014
		Defensive Ends	2015
		Asst. Coach/Special Projects	2016-17
		Linebackers	2018-19
	Boller, Craig	Defensive Tackles	1996-97
	Boniol, Chris	Asst. Special Teams/Kickers	2011-13
	Borgonzi, Dave	Offensive/Defensive Assistant	2012-13
	Bowles, Todd	Secondary	2005-07
	Brodsky, Joe	Running Backs	1989-97
	Brown, Gary	Running Backs	2013-19
	Brown, Stephen	Offensive Asst./Running Backs	2016-19
	Brown, Vincent	Inside Linebackers	2006
C	Callahan, Bill	Offensive Coordinator/	
		Offensive Line	2012-14
	Campo, Dave	Defensive Assistant	1989-90
		Defensive Backs	1991-94
		Defensive Coordinator	1995-99
		Secondary	2008-11
	Carberry, Kevin	Offensive Assistant	2014-15
	Carthon, Maurice	Offensive Coordinator/	
		Running Backs	2003-04
		Receivers	2000-02
	Chandler, Wes	Assistant Special Teams	2018
	Colman, Doug	Offensive Assistant	2015
	Colombo, Marc	Assistant Offensive Line	2016-18
		Offensive Line	2019
	Coslet, Bruce	Offensive Coordinator	2002
D	Dahms, Tom	Defensive Line	1960-62
	Daniels, Matt	Assistant Special Teams	2020-21
	Davis, Butch	Defensive Line	1989-92
		Defensive Coordinator/Linebackers	1993
		Defensive Coordinator	1994
	Davis, Rob	Assistant Head Coach	2020-21
	DeCamillis, Joe	Special Teams Coordinator	2009-12
	DeHaven, Bruce	Special Teams	2003-06
	Dimancheff, Boris (Babe)	Backfield	1960-61
	Ditka, Mike	Receivers/Tight Ends	1973-74
		Special Teams/	
		Tight Ends	1975-76, 1980
		Special Teams/Receivers	1977-79, 1981
	Dooley, Derek	Wide Receivers/Receivers	2013-17
	Durde, Aden	Defensive Line	2021
E	Eberflus, Matt	Linebackers	2011-15
		Linebackers/Passing Game Coord.	2016-17
	Ecklund, Brad	Offensive Line	1960-61
		Defensive Line	1962-63
	Eddy, Jim	Defensive Assistant	1993
		Linebackers	1994-95
	Edwards, George	Linebackers	1998-01
		Senior Defensive Assistant	2020-21
	Erkenbeck, Jim	Offensive Line	1987-88
F	Fassel, John	Special Teams Coordinator	2020-21
	Feder, Ryan	Quality Control/Analytics	2020-21
	Ford, Robert	Tight Ends	1991-97
	Franklin, Bobby	Defensive Backfield	1968-71
		Special Teams	1972
G	Garrett, Jason	Offensive Coordinator	2007
		Asst. Head Coach/Off. Coordinator	2008-10
	Garrett, John	Tight Ends	2007-10
		Tight Ends/Pass Game Coord.	2011-12
	Garrett, Judd	Dir. Advance Scouting Asst. WR	2019
	Geis, Wayne "Buddy"	Quarterbacks	1998-99
		Offensive Nickel Package	2000
	Gibbs, Gary	Linebackers	2002-05
	Gillman, Sid	Special Assistant	1972
	Grantham, Todd	Defensive Line	2008-09
H	Hackett, Paul	Offensive Coordinator/	
		Quarterbacks/Receivers	1986
		Offensive Coordinator/	
		Quarterbacks	1987-88
	Haley, Todd	Receivers	2004-05
		Receivers/Pass Game Coordinator	2006
	Hall, Galen	Running Backs	2002
	Harris, Al	Defensive Backs	2020-21
	Hart, Tommy	Defensive Ends	1996-97
	Hasley, Chase	Quality Control/Offense	2020-21
	Henderson, Jerome	Secondary	2012-15
	Henry, Adam	Wide Receivers	2020-21

Herring, Reggie.....Linebackers.....2008-10
 Hickey, Howard (Red).....Offensive Ends.....1964-65
 Hoffman, Steve.....Kickers/Quality Control.....1989-04
 Houck, Hudson.....Offensive Line.....1993-01, 2008-10
 Offensive Line/Run Game Coord.....2011
 Hughes, Ed.....Offensive Backfield.....1973-74, 1976
 Quarterbacks/Receivers.....1975

J
 Jackson, Greg.....Safeties.....2016-19
 Jeffcoat, Jim.....Defensive Line Assistant.....1998-99
 Defensive Ends.....2000-04
 Juraszek, Joe.....Strength and Conditioning.....1997-10

K
 Kiffin, Monte.....Defensive Coordinator.....2013-14
 Kitchens, Freddie.....Tight Ends.....2006
 King, Bobby.....Asst. Linebackers/Def. Qual. Control 2010
 Kitna, Jon.....Quarterbacks.....2019
 Klefner, Adam.....Assistant Offensive Line.....2019

L
 Lal, Sanjay.....Wide Receivers.....2018-19
 Lavan, Al.....Running Backs.....1980-88
 Lee, David.....Offensive Assistant.....2003-04, 2006
 Quarterbacks.....2005
 Leit, Leon.....Assistant Defensive Line.....2011-13
 Assistant Defensive Line/Tackles.....2014
 Defensive Tackles.....2015-19
 Assistant Defensive Line.....2020-21
 Linehan, Scott.....Passing Game Coordinator.....2014
 Offensive Coordinator.....2015-18
 Linguist, Maurie.....Defensive Backs.....2020
 Loney, Steve.....Assistant Offensive Line.....2015
 Senior Offensive Assistant.....2016
 Tight Ends.....2017
 Lowry, Alan.....Special Teams.....1982-86
 Receivers.....1987-88
 Special Teams/Tight Ends.....1989
 Tight Ends.....1990
 Lynn, Anthony.....Running Backs.....2005-06

M
 MacIntyre, Mike.....Assistant Secondary.....2003-06
 Mackovic, John.....Quarterbacks.....1981-82
 Marinelli, Rod.....Defensive Line.....2013
 Defensive Coordinator/DL.....2014-19
 Matthews, Cannon.....Quality Control/Defense.....2020-21
 Maxie, Brett.....Assistant Secondary.....2008
 Secondary/Safeties.....2010
 Secondary.....2011
 McCurley, Scott.....Linebackers.....2020-21
 McNulty, John.....Wide Receivers.....2003
 Meeks, Ron.....Defensive Assistant.....1991
 Miles, Les.....Tight Ends.....1998-00
 Moore, Kellen.....Quarterbacks.....2018
 Offensive Coordinator.....2019-21
 Myers, Jim.....Offensive Line.....1962-72
 Offensive Coordinator.....1973-74
 Offensive Coordinator/
 Offensive Line.....1975-76
 Assistant Head Coach/
 Offensive Line.....1977-86

N
 Nash, Harold.....Asst. Strength and Conditioning.....2020
 Strength and Conditioning Coord.....2021
 Nguyen, Dat.....Asst. Linebackers/Def. Asst.....2007-09
 Nolan, Dick.....Defensive Backfield.....1962-67
 Receivers.....1982-85
 Defensive Backs.....1986-90
 Nolan, Mike.....Defensive Coordinator.....2020
 Nussmeier, Doug.....Tight Ends.....2018-19
 Quarterbacks.....2020-21

O
 O'Quinn, Keith.....Off. Asst./Off. Qual. Control.....2010
 Off. Qual Control/Wide Receivers 2011-13
 Assistant Special Teams.....2014-17
 Special Teams Coordinator.....2018-19

P
 Painter, Dwain.....Receivers.....1998-99

Palmer, Chris.....Quarterbacks.....2006
 Pasqualoni, Paul.....Tight Ends.....2005
 Linebackers.....2006-07
 Defensive Line.....2010
 Patterson, Andre.....Defensive Tackles.....2000-02
 Paul, Markus.....Strength and Conditioning.....2018-19
 Strength and Conditioning Coord.....2020
 Asst. Head Coach/QBs.....2003-04

Payton, Sean.....Assistant Head Coach/
 Assistant Head Coordinator.....2005
 Passing Game Coordinator.....2005
 Peete, Skip.....Running Backs.....2007-12, 2020-21
 Pendergast, Clancy.....Defensive Asst./Quality Control.....1996-99
 Defensive Nickel Package.....2000
 Defensive Backs.....2001-02
 Philbin, Joe.....Offensive Line.....2020-21
 Phillips, Wes.....Quality Control/Off. Asst.....2007-10
 Assistant Offensive Line.....2011-12
 Tight Ends.....2013
 Polk, Carlos.....Assistant Special Teams.....2019
 Pollack, Frank.....Asst. Offensive Line.....2013-14
 Offensive Line.....2015-17
 Pope, Michael.....Tight Ends.....2014-16

Q
 Quinn, Dan.....Defensive Coordinator.....2021

R
 Read, Bruce.....Special Teams.....2007-08
 Reeves, Dan.....Offensive Backfield.....1970-72, 1975
 Special Teams Coach.....1974
 Quarterbacks/Receivers.....1976
 Offensive Coordinator/
 Offensive Backs.....1977-79
 Offensive Coordinator/
 Quarterbacks/Receivers.....1980
 Quarterbacks.....1997
 Reilly, Jack.....Offensive Coordinator.....2000-01
 Passing Offense.....1968-72
 Renfro, Ray.....Quarterbacks.....1989
 Rhome, Jerry.....Quarterbacks.....1989
 Richard, Kris.....Passing Game Coordinator/DBs.....2018-19
 Robinson, Jimmy.....Asst. Head Coach/
 Wide Receivers.....2011-12
 Robinson, Tommie.....Offensive Assistant.....1998-99
 Special Teams Assistant.....2000
 Rodgers, Kacy.....Defensive Tackles.....2003-04
 Defensive Line.....2005-07
 Roy, Alvin.....Strength and Conditioning.....1973-75
 Ryan, Rob.....Defensive Coordinator.....2011-12

S
 Seamon, Greg.....Tight Ends.....2002
 Shelton, Clarence.....Running Backs.....1998-01
 Sherman, Ray.....Wide Receivers.....2007-10
 Shofner, Jim.....Quarterbacks.....1983-85
 Shula, Dave.....Offensive Coordinator.....1989
 Offensive Coordinator/
 Quarterbacks.....1990
 Simonelli, Eric.....Quality Control/Analytics.....2020-21
 Slowik, Bob.....Defensive Assistant.....1992
 Smith, Cedric.....Asst. Strength and Conditioning.....2021
 Smith, Glenn.....Offensive Assistant.....2000-01
 Smith, Kendall.....Asst. Strength and Conditioning.....2013-21
 Solari, Mike.....Special Teams.....1987-88
 Sparano, Tony.....Tight Ends.....2003-04
 Offensive Line/
 Running Game Coordinator.....2005-06
 Asst. Head Coach/Off. Line.....2007-05

Stallings, Gene.....Defensive Backfield Coach.....1972-85
 Stautner, Ernie.....Defensive Line.....1966-72
 Defensive Coordinator.....1973-74
 Defensive Coordinator/
 Defensive Line.....1975-88
 Stewart, Brian.....Defensive Coordinator.....2007-08

T
 Tolzien, Scott.....Offensive Assistant.....2020-21
 Tomsula, Jim.....Defensive Line.....2020
 Tubbs, Jerry.....Linebackers.....1966-88
 Turner, Norv.....Offensive Coordinator/
 Quarterbacks.....1991-93

V			
Valero, Kyle.....	Assistant Wide Receivers	2014-18	
	Assistant Tight Ends.....	2019	
	Quality Control/Analytics.....	2020-21	
Verducci, Frank.....	Offensive Line.....	2002	

W			
Wannstedt, Dave.....	Defensive Coordinator/ Linebackers.....	1989-92	
Ward, Bob.....	Strength and Conditioning.....	1976-89	
Warhop, George.....	Offensive Line.....	2003-04	
Wells, Lunda.....	Tight Ends.....	2020-21	

West, Turner.....	Defensive Assistant	2014-16
Williams, Walt.....	Asst. Strength and Conditioning..	2011-12
Whitt, Joe.....	Secondary/Pass Game Coord.....	2021
Wilson, Wade.....	Quarterbacks.....	2000-02, 2007-17
Wise, Tony.....	Offensive Line.....	1989-92
Woicik, Mike.....	Strength and Conditioning	1990-96, 2011-19

Z			
Zampese, Ernie.....	Offensive Coordinator.....	1994-97	
Zimmer, Mike.....	Defensive Assistant.....	1994	
	Defensive Backs.....	1995-99	
	Defensive Coordinator.....	2000-06	

PLAYERS

A			
50	Abrams, Bobby , LB, Michigan, 1992-93		
21	Adams, David , RB, Arizona, 1987		
76	Adams, Flozell , G/T, Michigan State, 1998-09		
51/53	Adams, Keith , LB, Clemson, 2001-02		
24	Adams, Vashone , S, Eastern Michigan, 1999		
26	Adderley, Herb , CB, Michigan State, 1970-72		
23	Adkins, Margene , WR, Henderson J.C., 1970-71		
34	Agee, Tommie , FB, Auburn, 1990-94		
2	Agnew, Vince , CB, Central Michigan, 2012		
8	Aikman, Troy , QB, UCLA, 1989-00		
29	Akins, Chris , S, Arkansas-Pine Bluff, 1999-00		
55	Albright, Alex , LB, Boston College, 2011-12		
36	Albritton, Vince , S/LB, Washington, 1984-91		
87	Alexander, Ray , WR, Florida A&M, 1988-89		
63	Afford, Darnell , T, Boston College, 2002		
31	Allen, Gary , RB, Hawaii, 1983-84		
73	Allen, Larry , G/T, Sonoma State, 1994-05		
26	Allen, Will , S, Ohio State, 2013		
19	Alworth, Lance , WR, Arkansas, 1971-72		
56	Anae, Bradlee , DE, Utah, 2020-21		
96	Anderson, Antonio , DT, Syracuse, 1997-98		
34	Anderson, Deon , FB, Connecticut, 2007-10		
58	Anderson, James , LB, Virginia Tech, 2014		
20	Anderson, Richie , FB, Penn State, 2003-04		
66	Andrie, George , DE, Marquette, 1962-72		
95	Ankou, Eli , DT, UCLA, 2020		
5	Anger, Bryan , P, California, 2021		
81	Ankrom, Scott , WR, Texas Christian, 1989		
62	Arkin, David , G, Missouri State, 2011-13		
13	Armstrong, Anthony , WR, West Texas A&M, 2012		
92	Armstrong, Dorance , DE, Kansas, 2018-21		
10/35	Armstrong, Jimmy , DB, Appalachian State, 1987		
41	Armstrong, Ray-Ray , LB, Miami, 2019		
81	Armstrong, Tyji , TE, Mississippi, 1996		
64	Arneson, Jim , C/G, Arizona, 1973-74		
76	Ash, Richard , DE, Western Michigan, 2016		
78	Asher, Bob , T, Vanderbilt, 1970		
76	Aughtman, Dowe , OL, Auburn, 1984		
90	Austin, Marvin , DT, North Carolina, 2013		
14/19	Austin, Miles , WR, Monmouth University, 2006-13		
10	Austin, Tavon , WR, West Virginia, 2018-19		
89	Awat, Rob , TE, San Diego St., 1990-91		
24/33	Awuzie, Chidobe , CB, Colorado, 2017-20		
50/51	Ayodele, Akin , LB, Purdue, 2006-07		
92	Ayodele, Remi , NT, Oklahoma, 2007		

B			
33	Babb, Gene , LB/RB, Austin College, 1960-61		
53	Babinecz, John , LB, Villanova, 1972-73		
5	Bailey, Dan , K, Oklahoma State, 2011-17		
23	Bailey, Robert , CB, Miami, Fla., 1995		
66	Baker, Jesse , DE, Jacksonville State, 1986		
10	Baker, Jon , K, Arizona State, 1995		
38	Baker, Sam , P/K, Oregon State, 1962-63		
62	Baldinger, Brian , OL, Duke, 1982-84, 1986-87		
20	Ball, Alan , CB, Illinois, 2007-11		
75	Ball, Josh , T, Marshall, 2021		
87	Banks, Gordon , WR, Stanford, 1985-87		
24	Barber III, Marion , RB, Minnesota, 2005-10		
80	Barksdale, Rod , WR, Arizona, 1987		

31	Barnes, Benny , DB, Stanford, 1972-82
36	Barnes, Darian , FB, Hampton, 2004
80	Barnes, Gary , WR, Clemson, 1963
56	Barnes, Reggie , LB, Oklahoma, 1995
56	Barnes, Rodrigo , LB, Rice, 1973-74
71	Barron, Alex , T, Florida State, 2010
48	Barrow, Micheal , LB, Miami, Fla., 2005
93	Basham, Tarell , DE, Ohio, 2021
99	Bass, Ben , DT, Texas A&M, 2012-13
81	Bateman, Marv , P, Utah, 1972-74
40	Bates, Bill , S, Tennessee, 1983-97
28	Bates, Michael , WR/KR, Arizona, 2003
68	Batiste, Michael , DT/G, Tulane, 1995
35	Battle, Tra , CB, Georgia, 2008
46	Baynham, Craig , RB, Georgia Tech, 1967-69
11	Beasley, Cole , WR, Southern Methodist, 2012-18
11	Belden, Bob , QB, Notre Dame, 1969-70
80	Bell, Blake , TE, Oklahoma, 2020
75	Bell, Byron , T, New Mexico, 2017
33	Bell, Jason , CB, UCLA, 2001
68	Benenoch, Caleb , G, UCLA, 2019
80	Bennett, Martellus , TE, Texas A&M, 2008-11
79	Bennett, Michael , DL, Texas A&M, 2019
91	Benson, Darren , DT, Trinity Valley C.C., 1995-98
23	Benwikere, Bené , CB, San Jose State, 2017
20	Bercich, Bob , S, Michigan State, 1960-61
67	Berger, Joe , G, Michigan Tech, 2006-08
73	Bernadeau, Mackenzy , G, Bentley, 2012-15
44/53	Bernard, Francis , LB, Utah, 2020-21
76	Bethea, Larry , DL, Michigan State, 1978-83
7	Beuerlein, Steve , QB, Notre Dame, 1991-92
63	Biadasz, Tyler , C, Wisconsin, 2020-21
46	Bickerstaff, Erik , RB, Wisconsin, 2003
36	Bielski, Dick , TE, Maryland, 1960-61
29	Billups, Terry , CB, North Carolina, 1998
44	Bishop, Don , CB, LACC, 1960-65
66	Bishop, Ken , NT, Northern Illinois, 2014-15
86	Bjornson, Eric , TE, Washington, 1995-99
24	Blackwell, Alois , RB, Houston, 1978-79
89	Blackwell, Kelly , TE, Texas Christian, 1993
96	Blade, Willie , DT, Mississippi State, 2003
49	Blake, Ricky , RB, Alabama A&M, 1991
11	Bledsoe, Drew , QB, Washington State, 2005-06
28	Blount, Alvin , RB, Maryland, 1987
79	Boatright, Kenneth , DE, Southern Illinois, 2014
68	Boeke, Jim , T, Heidelberg, 1964-67
98	Bohanna, Quinton , DT, Kentucky, 2021
5	Bollinger, Brooks , QB, Wisconsin, 2008
18	Boniol, Chris , K, Louisiana Tech, 1994-96
87	Borden, Nate , DE, Indiana, 1960-61
84	Borresen, Rich , TE, Northwestern, 1987
58	Bosworth, Kyle , LB, UCLA, 2013
58	Bowden, Joe , LB, Oklahoma, 2000
72	Bowen, Stephen , DE, Hofstra, 2006-10
51	Braatz, Tom , LB, Marquette, 1960
77	Bradfute, Byron , T, Southern Mississippi, 1960-61
1	Brady, Kerry , K, Hawaii, 1987
82/85	Brazzell, Chris , WR, Angelo State, 1999-00
92	Brent, Josh , NT, Illinois, 2010-12, 2014
53	Breunig, Bob , LB, Arizona State, 1975-84
79	Brewster, Robert , T, Ball State, 2009-10

21/23/29 **Brice, Alundis**, CB, Mississippi, 1995-96
 43 **Briggs, Greg**, S, Texas Southern, 1995
 63 **Brinkley, Lester**, DL, Mississippi, 1990
 36 **Brinson, Larry**, RB, Florida, 1977-79
 77 **Brock, Clyde**, DT, Utah State, 1962-63
 51 **Brooking, Keith**, LB, Georgia Tech, 2009-11
 70 **Brooks, Ethan**, T, Williams College, 2005
 50 **Brooks, Jamal**, LB, Hampton, 2001-03
 92 **Brooks, Jermaine**, DT, Arkansas, 2003
 99 **Brooks, Kevin**, DT, Michigan, 1985-88
 44 **Brooks, Michael**, S, No. Carolina St., 1990
 62 **Brotzki, Bob**, T, Syracuse, 1988
 79 **Broughton, Willie**, DT, Miami, Fla., 1989-90
 30 **Brown, Anthony**, CB, Purdue, 2016-21
 78 **Brown, Charles**, T, Southern California, 2015
 27 **Brown, Courtney**, S, Cal Poly, 2007-08
 33 **Brown, Eric**, DB, Savannah State, 1989
 71 **Brown, Everette**, DE, Florida State, 2013
 59 **Brown, Guy**, LB, Houston, 1977-82
 2 **Brown, Kris**, K, Nebraska, 2010
 36 **Brown, Kyron**, CB, Akron, 2021
 24/34 **Brown, Larry**, CB, Texas Christian, 1991-95, 1998
 85 **Brown, Noah**, WR, Ohio State, 2017-21
 31 **Brown, Otto**, DB, Prairie View, 1969
 59/50 **Brownlow, Darrick**, LB, Illinois, 1991, 1994
 88 **Bryant, Antonio**, WR, Pittsburgh, 2002-04
 88 **Bryant, Dez**, WR, Oklahoma State, 2010-17
 83 **Bryant, Ventell**, WR, Temple, 2019-20
 60 **Brymer, Chris**, C/G, Southern Cal, 1999
 18 **Buehler, David**, K, Southern Cal, 2009-11
 22 **Bullocks, Amos**, RB, Southern Illinois, 1962-64
 49 **Bunting, Ian**, TE, California, 2021
 15/89/82 **Burbage, Cornell**, WR, Kentucky, 1987-89
 60 **Burkert, Jackie**, LB, Auburn, 1968-69
 57 **Burnett, Kevin**, LB, Tennessee, 2005-08
 73 **Burnette, Dave**, T, Central Arkansas, 1987
 33 **Burton, Deante**, CB, Kansas State, 2019-20, 2021
 57 **Burton, Ron**, LB, North Carolina, 1987-89
 22 **Butler, Bill**, S, Tenn. Chattanooga, 1960
 19 **Butler, Brice**, WR, San Diego State, 2015-17, 2018
 31 **Butler, Mario**, CB, Georgia Tech, 2012
 36 **Butler, Quincy**, S, Texas Christian, 2006, 2008
 57 **Butler, Victor**, LB, Oregon State, 2009-12

C

60 **Caffey, Lee Roy**, LB, Texas A&M, 1971
 72 **Callaway, Robert**, DT, Saginaw Valley, 2012
 86 **Campbell, Dan**, TE, Texas A&M, 2003-05
 20 **Campbell, Ibrahim**, S, Northwestern, 2018
 57 **Campos, Alan**, LB, Louisville, 1996
 31 **Canady, Maurice**, CB, Virginia, 2021
 52 **Cannon, Billy**, LB, Texas A&M, 1984
 10 **Cantrell, Barry**, P, Fordham, 2000
 99 **Canty, Chris**, DE, Virginia, 2005-08
 59 **Capone, Warren**, LB, Louisiana State, 1975
 18 **Carano, Glenn**, QB, Nevada-Las Vegas, 1977-83
 17 **Carmichael, Harold**, WR, Southern, 1984
 54 **Carpenter, Bobby**, LB, Ohio State, 2006-09
 39 **Carr, Brandon**, CB, Grand Valley State, 2012-16, 2020
 10 **Carrell, Duane**, P, Florida State, 1974
 24 **Carroll, Nolan**, CB, Maryland, 2017
 91 **Carson, Leonardo**, DT, Auburn, 2003-04
 54 **Carter, Bruce**, LB, North Carolina, 2011-14
 92 **Carter, David**, DT, North Carolina, 2013
 75 **Carter, Jon**, DT, Pittsburgh, 1989
 17 **Carter, Quincy**, QB, Georgia, 2001-03
 97 **Carter, Ron'Dell**, DE, James Madison, 2020
 96/98 **Carver, Shante**, DE, Arizona State, 1994-97
 25 **Case, Scott**, S, Oklahoma, 1995
 75 **Casillas, Tony**, DT, Oklahoma, 1991-93, 1996-97
 23 **Cason, Avelon**, RB, Illinois State, 2003
 16 **Cassel, Matt**, QB, Southern California, 2015
 54 **Caver, Quinton**, LB, Arkansas, 2005
 54 **Cerqua, Marc**, LB, Carson-Newman, 2001
 79 **Cesario, Sal**, G, Cal. Poly SLO, 1987
 35 **Chancey, Robert**, RB, no college, 1999
 86 **Chandler, Scott**, TE, Iowa, 2010
 85/89 **Chandler, Thornton**, TE, Alabama, 1986-89
 45 **Chapas, Shaun**, FB, Georgia, 2011
 97 **Charlton, Taco**, DE, Michigan, 2017-19
 72 **Cheek, Louis**, OL, Texas A&M, 1990
 95 **Chevrier, Randy**, DT, McGill, 2001

85 **Chiaverini, Darrin**, WR, Colorado, 2001
 72 **Childress, Ray**, DT, Texas A&M, 1996
 23 **Choice, Tashard**, RB, Georgia Tech, 2008-11
 46 **Chunn, Jordan**, RB, Troy, 2019
 42 **Church, Barry**, S, Toledo, 2010-16
 77 **Cisowski, Steve**, T, Santa Clara, 1987
 42 **Clack, Darryl**, RB, Arizona State, 1986-89
 24 **Claborne, Morris**, CB, Louisiana State, 2012-16
 73 **Clark, Jeremy**, DE, Alabama, 2010
 83/17 **Clark, Mike**, K, Texas A&M, 1968-71, 1973
 73 **Clark, Monte**, T, Southern California, 1962
 37 **Clark, Phil**, DB, Northwestern, 1967-69
 82 **Clarke, Frank**, TE/WR, Colorado, 1960-67
 83 **Clay, Hayward**, TE, Texas A&M, 1998-99
 95 **Claybrooks, DeVone**, DT, East Carolina, 2004
 63 **Cleary, Emmett**, T, Boston College, 2016
 32 **Clement, Corey**, RB, Wisconsin, 2021
 62 **Clinkscale, Dextor**, S, South Carolina State, 1980, 1982-85
 44 **Clutts, Tyler**, FB, Fresno State, 2013-15
 52 **Cobb, Dexter**, LB, Appalachian State, 1997-04
 59 **Cock, Garry**, LB, Southern California, 1988-89
 18 **Cobb, Randall**, WR, Kentucky, 2019
 87 **Cochart, Colin**, TE, South Dakota State, 2012
 20 **Coe, Michael**, CB, Alabama State, 2012
 92 **Cohen, Landon**, DT, Ohio, 2013
 63 **Cole, Larry**, DL, Hawaii, 1968-80
 30 **Coleman, Alonzo**, RB, Hampton, 2008
 41 **Coleman, Anthony**, DB, Baylor, 1987
 60 **Coleman, Davon**, DT, Arizona State, 2014-15
 93/99 **Coleman, Kenyon**, DE, UCLA, 2003-06, 2011-12
 44 **Coleman, Lincoln**, RB, Baylor, 1993-94
 32 **Coleman, Marcus**, S, Texas Tech, 2006
 86 **Coleman, Ralph**, LB, North Carolina A&T, 1972
 10 **Collier, Reggie**, QB, Southern Mississippi, 1986
 70 **Collins, Javier**, DT/T, Northwestern, 2001-03
 71 **Collins, La'el**, G/T, Louisiana State, 2015-21
 96 **Collins, Malick**, DT, Nebraska, 2016-19
 75 **Colombo, Marc**, T, Boston College, 2005-10
 77 **Colvin, Jim**, DT, Houston, 1964-66
 61 **Conaty, Bill**, C, Virginia Tech, 2003
 46 **Condo, Jon**, LS, Maryland, 2005
 31 **Cone, Fred**, K, Clemson, 1960
 54/53 **Connelly, Mike**, C, Utah State, 1960-67
 52 **Connor, Dan**, LB, Penn State, 2012
 50 **Conrad, Bobby Joe**, WR, Texas A&M, 1969
 63 **Cook, Ryan**, G/C, New Mexico, 2012-13
 19 **Cooper, Amari**, WR, Alabama, 2018-21
 94 **Cooper, Chris**, DT, Nebraska-Omaha, 2004
 61 **Cooper, Jim**, OL, Temple, 1977-86
 64 **Cooper, Jonathan**, G, North Carolina, 2017
 93 **Cooper, Reggie**, LB, Nebraska, 1991
 18 **Copper, Terrance**, WR, East Carolina, 2004-05
 68 **Cornish, Frank**, C, UCLA, 1992-94
 85 **Cornwell, Fred**, TE, Southern California, 1984-85
 2 **Cortez, Jose**, K, Oregon State, 2005
 7 **Coryatt, Quentin**, LB, Texas A&M, 1999
 84 **Cosbie, Doug**, TE, Santa Clara, 1979-88
 67 **Costa, Phil**, C, Maryland, 2010-13
 44/81 **Courville, Vince**, WR, Rice, 1987
 59 **Covington, Chris**, LB, Indiana, 2018-19
 95 **Covington, Christian**, DT, Rice, 2019
 14 **Cox, Jabril**, LB, Louisiana State, 2021
 39 **Coyle, Tyler**, S, Purdue, 2021
 84 **Crayton, Patrick**, WR, Northwestern Oklahoma, 2004-09
 58 **Crawford, Jack**, DE, Penn State, 2014-16
 70/98 **Crawford, Tyrone**, DL, Boise State, 2012-20
 90 **Crockett, Willis**, LB, Georgia Tech, 1990
 32 **Crockett, Zack**, RB, Florida State, 2007
 85 **Cronin, Gene**, LB, Pacific, 1960
 54 **Cummings, Kenwin**, LB, Wingate, 2010
 3 **Cundiff, Billy**, K, Drake, 2002-05
 7 **Cunningham, Randall**, QB, Nevada-Las Vegas, 2000
 3 **Cunningham, Richie**, K, SW Louisiana, 1997-99
 89 **Curtis, Tony**, TE, Portland State, 2006-08
 62 **Cvercko, Andy**, G, Northwestern, 1961-62

D

14 **Dalton, Andy**, QB, TCU, 2020
 81 **Daniel, Tim**, WR, Florida A&M, 1993
 45/21 **Daniels, Dick**, S, Pacific, Ore., 1966-68
 29 **Dantzier, Woodrow**, RB, Clemson, 2002
 87 **Davis, Billy**, WR, Pittsburgh, 1995-98

D, cont.

- 89 **Davis, Donnie**, WR, Southern, 1962
 40/29 **Davis, Keith**, S, Sam Houston, 2002, 2004-08
 57 **Davis, Kyle**, C, Oklahoma, 1975
 70 **Davis, Leonard**, G, Texas, 2007-10
 77/99 **Davis, Nathan**, DT, Indiana, 1998-99
 75 **Davis, Ryan**, DE, Bethune-Cookman, 2016
 88 **Davis, Sonny**, LB, Baylor, 1961
 35 **Davis, Wendell**, CB, Oklahoma, 1996-99
 26 **Davidson, Andrew**, CB, Kansas, 2003
 90 **Dawkins, Everett**, DT, Florida State, 2013
 49 **Dean, Kent**, TE, Kansas State, 1988
 34 **Decoud, Treston**, CB, Oregon State, 2018
 55 **Del Rio, Jack**, LB, Southern California, 1989-91
 41 **Dennis, Pat**, CB, Louisiana-Monroe, 2001
 21 **Dennison, Doug**, RB, Kutztown State, 1974-78
 55 **DeOssie, Steve**, LB, Southern College, 1984-88
 83 **Deters, Harold**, K, No. Carolina State, 1967
 26 **Dial, Buddy**, WR, Rice, 1964-66
 64 **Diaz, Jorge**, G, Texas A&M-Kingsville, 2000
 51 **Dickerson, Anthony**, LB, Southern Methodist, 1980-84
 71 **Dickson, Paul**, T, Baylor, 1960
 76 **Diehl, John**, DT, Virginia, 1965
 7/27 **Diggs, Trevon**, CB, Alabama, 2000-21
 6 **DiNapoli, Gennaro**, C, Virginia Tech, 2003
 7 **DiNucci, Ben**, QB, James Madison, 2020
 89 **Ditka, Mike**, TE, Pittsburgh, 1969-72
 86/21 **Dixon, James**, WR/RB, Houston, 1989-91
 24/25 **Dixon, Tony**, S, Alabama, 2001-05
 56 **Dobbins, Tim**, LB, Iowa State, 2014
 75/76 **Dockery, Derrick**, G, Texas, 2011-12
 34 **Doelling, Fred**, S, Pennsylvania, 1960
 53 **Donaldson, Ray**, C, Georgia, 1995-96
 83 **Donley, Doug**, WR, Ohio State, 1981-84
 62 **Donohue, Leon**, G, Cal. State San Jose, 1965-67
 67 **Donovan, Pat**, T, Stanford, 1975-83
 83 **Doran, Jim**, WR, Iowa State, 1960-61
 33 **Dorsett, Tony**, RB, Pittsburgh, 1977-87
 79 **Dorsey, Char-ron**, T, Florida State, 2001-02
 34 **Douglas, Merrill**, RB, Utah, 1961
 30 **Dowdle, Mike**, RB/LB, Texas, 1960-62
 34 **Dowdle, Rico**, RB, South Carolina, 2020-21
 26 **Downs, Michael**, S, Rice, 1981-88
 86 **Duckett, Kenny**, WR, Wake Forest, 1985
 89 **Dugan, Fred**, WR, Dayton, 1960
 52 **Duilban, Chris**, LB, Texas, 1987
 25 **Dunbar, Lance**, RB, North Texas, 2012-16
 37 **Dunn, Perry Lee**, RB, Mississippi, 1964-65
 45 **Dupre, L.G.**, RB, Baylor, 1960-61
 89 **DuPre, Billy Joe**, TE, Michigan State, 1973-83
 52 **Durant, Justin**, LB, Hampton, 2013-14, 2016-17
 78 **Dutton, John**, DL, Nebraska, 1979-86
 71 **Dwyer, Mike**, DT, Massachusetts, 1987

E

- 42 **Easmon, Ricky**, DB, Florida, 1985
 79/77 **East, Ron**, DT, Montana State, 1967-70
 99 **Eaton, Chad**, DT, Washington State, 2004
 52 **Edwards, Dave**, LB, Auburn, 1963-75
 58 **Edwards, Dixon**, LB, Michigan State, 1991-95
 78 **Edwards, Kadeem**, T, Tennessee State, 2017-18
 81/87 **Edwards, Kelvin**, WR, Liberty, 1987-88
 95 **Edwards, Lavar**, DE, Louisiana State, 2014
 27 **Edwards, Mario**, CB, Florida State, 2000-03
 79 **Ehinger, Parker**, G, Cincinnati, 2018
 52 **Eidson, Jim**, G/C, Mississippi State, 1976
 96 **Ekuban, Ebenezer**, DE, North Carolina, 1999-03
 37/26 **Elam, Abram**, S, Kent State, 2006, 2011
 53 **Elam, Onzy**, LB, Tennessee State, 1989
 21 **Elliott, Ezekiel**, RB, Ohio State, 2016-21
 56 **Elliott, Jayrone**, LB, Toledo, 2017
 2 **Elliott, Lin**, K, Texas Tech, 1992-93
 98 **Ellis, Greg**, DE/LB, North Carolina, 1998-08
 75 **Erving, Cameron**, T, Florida State, 2020
 98 **Escobar, Gavin**, TE, San Diego State, 2013-16
 92 **Evans, Demetric**, DE, Georgia, 2001-02
 31/27 **Everett, Thomas**, S, Baylor, 1992-93

F

- 69 **Fabini, Jason**, T, Cincinnati, 2006
 63 **Falls, Mike**, G, Minnesota, 1960-61
 58 **Faoliu, Austin**, DE, Oregon, 2021

- 68 **Farniok, Matt**, G, Nebraska, 2021
 80 **Fasano, Anthony**, TE, Notre Dame, 2006-07
 81 **Fehoko, Simi**, WR, Stanford, 2021
 27 **Fellows, Ron**, CB, Missouri, 1981-86
 95 **Ferguson, Jason**, DT, Georgia, 2005-07
 24 **Fiammetta, Tony**, FB, Syracuse, 2011
 54 **Fieldings, Anthony**, LB, Morningside College, 1995
 97 **Fields, Aaron**, DE, Troy State, 2000
 10 **Filipovic, Filip**, P, South Dakota, 2002
 46 **Fishback, Joe**, S, Carson-Newman, 1993-94
 73 **Fisher, Ray**, T, Eastern Illinois, 1960
 62 **Fitzgerald, John**, C, Boston College, 1971-80
 63 **Flaherty, Harry**, LB, Holy Cross, 1987
 55 **Flannery, John**, G, Syracuse, 1996-97
 75 **Fleming, Cameron**, T, Stanford, 2018-19
 82 **Fleming, Cory**, WR, Tennessee, 1994-95
 45 **Flowers, Richmond**, S, Tennessee, 1969-71
 6 **Folk, Nick**, K, Arizona, 2007-09
 80/83 **Folkens, Lee**, TE, Washington, 1962-64
 85 **Folsom, Steve**, TE, Utah, 1987-90
 80 **Fontenot, Chris**, TE, McNeese State, 2000
 3 **Forbath, Kai**, K, UCLA, 2019
 80 **Ford, Bernard**, WR, Central Florida, 1989
 55 **Fowler, Ryan**, LB, Duke, 2004-06
 46 **Frampton, Todd**, FB, Stephen F. Austin, 1985-88
 27 **Frampton, Eric**, S, Washington State, 2012
 38 **Francis, Ron**, CB, Baylor, 1987-90
 32 **Frankhauser, Tom**, CB, Purdue, 1960-61
 76 **Frank, Bill**, T, Colorado, 1964
 23 **Frazier, Derrick**, CB, Texas A&M, 1996
 35 **Frazier, Kavon**, S, Central Michigan, 2016-19
 30 **Frazier, Lance**, CB, West Virginia, 2004
 71 **Frederick, Andy**, T, New Mexico, 1977-81
 72 **Frederick, Travis**, C, Wisconsin, 2013-19
 68 **Free, Doug**, T, Northern Illinois, 2007-16
 69/66 **Fricke, Ben**, G/C, Houston, 1999-01
 90 **Frisch, Byron**, DE, BYU, 2001
 15 **Fritsch, Toni**, K, Vienna, Austria, 1971-73, 1975
 79 **Frost, Ken**, DT, Kentucky, 1961-62
 7 **Fry, Bob**, T, Kentucky, 1960-64
 84 **Fugett, Jean**, TE, Amherst, 1972-75
 50 **Fujita, Scott**, LB, California, 2005

G

- 5 **Gachkar, Andrew**, LB, Missouri, 2015-16
 80 **Gadsden, Oronde**, WR, Winston-Salem, 1995
 27 **Gaehter, Mike**, S, Oregon, 1962-69
 39 **Gainer, Derrick**, RB, Florida A&M, 1992-93
 89 **Galbraith, Scott**, TE, Southern California, 1993-94, 1997
 96 **Gallimore, Neville**, DT, Oklahoma, 2020-21
 84 **Galloway, Joey**, WR, Ohio State, 2000-03
 13 **Gallup, Michael**, WR, Colorado State, 2018-21
 29 **Gant, Kenneth**, CB, Albany St., 1990-94
 63 **Gardner, Ben**, DE, Stanford, 2014
 61 **Garmon, Kelvin**, G, Baylor, 2000-02
 17 **Garrett, Jason**, QB, Princeton, 1983-99
 32 **Garrison, Walt**, RB, Oklahoma State, 1966-74
 80 **Gathers, Rico**, TE, Baylor, 2018
 80 **Gay, Everett**, WR, Texas, 1988
 66/96 **Geathers, Clifton**, DE, South Carolina, 2010-11
 35 **Gent, Pete**, WR/TE, Michigan State, 1964-68
 27 **George, Eddie**, RB, Ohio State, 2004
 67/63 **Gesek, John**, G, Cal. St.-Sacramento, 1990-93
 11 **Gibbs, Sonny**, QB, Texas Christian, 1963
 63 **Gibson, Aaron**, T, Wisconsin, 2001-02
 57 **Gifford, Luke**, LB, Nebraska, 2019-21
 3 **Gilbert, Garrett**, QB, Southern Methodist, 2020
 26 **Glenn, Aaron**, CB, Texas A&M, 2005-06
 83 **Glenn, Terry**, WR, Ohio State, 2003-07
 97 **Glover, La'Roi**, DT, San Diego State, 2002-05
 78 **Glymph, Junior**, DE, Carson-Newman, 2005-06
 56 **Godfrey, Randall**, LB, Georgia, 1996-99
 66 **Gogan, Kevin**, T, Washington, 1987-93
 59 **Golston, Chauncey**, DE, Iowa, 2021
 7 **Gonzaga, John**, DE, No college, 1960
 9 **Gonzalez, Daniel**, QB, East Carolina, 1998
 83 **Gonzalez, Leon**, WR, Bethune, Cookman, 1985
 23 **Goodrich, Dwayne**, CB, Tennessee, 2000-02
 29 **Goodwin, C.J.**, CB, California (PA), 2018-21
 27 **Gordon, Cletis**, CB, Jackson State, 2009
 44 **Govdy, Cornell**, DB, Morgan State, 1986
 4 **Gowin, Toby**, P, North Texas, 1997-99, 2003

7 Gramatica, Martin, K, Kansas State, 2006
 71 Granger, Charley, T, Southern, 1961
 28 Granger, Norm, RB, Iowa, 1984
 56 Grant, Orantes, LB, Georgia, 2000-01
 58 Grau, Jeff, LS, UCLA, 2002
 29/48 Green, Alex, CB, Indiana, 1987
 61 Green, Allen, P/K, Mississippi, 1961
 79 Green, Chaz, OL, Florida, 2015-17
 34 Green, Cornell, DB, Utah State, 1962-74
 10 Green, Skyler, WR, Louisiana State, 2006
 33 Greenwood, Chris, CB, Albion College, 2013
 79 Gregg, Forrest, G/T, Southern Methodist, 1971
 77 Gregory, Bill, DL, Wisconsin, 1971-77
 21 Gregory, Lynn, WR/DB, Southern Methodist, 1961-62
 94 Gregory, Randy, DE, Nebraska, 2015-16, 2018, 2020-21
 14 Greisen, Chris, QB, Northwest Missouri State, 2010, 2011
 15 Greif, Will, QB, West Virginia, 2021
 97 Griffen, Everson, DE, Southern California, 2020
 44 Gronkowski, Chris, FB, Arizona, 2010
 64 Grottkau, Bob, G, Oregon, 1961
 65 Gurode, Andre, G/C, Colorado, 2002-10
 60 Guy, Buzz, G, Duke, 1960

H
 64 Hagen, Halvor, C/G, Weber State, 1969-70
 3 Hajrullahu, Lirim, K, Western Ontario, 2021
 94 Haley, Charles, DE, James Madison, 1992-96
 38 Hall, Chris, S, East Carolina, 1993
 55 Hall, Lemanski, LB, Alabama, 1999
 54 Hambrick, Darren, LB, South Carolina, 1998-01
 35/42 Hambrick, Troy, RB, Savannah State, 2000-03
 60 Hamel, Dean, DT, Tulsa, 1989-90
 23 Hamilton, Jakar, S, South Carolina State, 2013-14
 79/99 Hamilton, Justin, DT, Louisiana, 2019, 2020, 2021
 26 Hamlin, Ken, S, Arkansas, 2007-09
 36 Hamlin, Michael, S, Clemson, 2009-10
 84 Hanna, James, TE, Oklahoma, 2012-17
 44 Hannah, Rodney, TE, Houston, 2008
 86 Hannam, Ryan, TE, Northern Iowa, 2006
 52 Hansen, Wayne, LB, Texas Wesleyan, 1960
 54 Hardy, Darryl, LB, Tennessee, 1995, 1997
 76 Hardy, Greg, DE, Mississippi, 2015
 37 Hardy, JaQuan, RB, Tiffin, 2021
 51 Hardy, Kevin, LB, Illinois, 2002
 80/82 Harper, Alvin, WR, Tennessee, 1991-94, 1999
 50 Harper, Dave, LB, Humboldt State, 1990
 24 Harper, Roger, S, Ohio State, 1996
 43 Harris, Cliff, S, Ouachita, 1970-79
 86 Harris, Duriel, WR, New Mexico State, 1984
 17 Harris, Dwayne, WR, East Carolina, 2011-14
 88 Harris, Jackie, TE, Northeast Louisiana, 2000-01
 40 Harris, Jim, S, Oklahoma, 1961
 80 Harris, Rod, WR, Texas A&M, 1990
 97 Hatcher, Jason, DE, Grambling, 2006-13
 71 Hawkins, Donald, T, Texas, 2014
 38 Hawthorne, Duane, CB, Northern Illinois, 1999-02
 96 Hayden, Nick, DT, Wisconsin, 2013-15
 22 Hayes, Bob, WR, Florida A&M, 1965-74
 33 Hayes, Wendell, RB, Humboldt State, 1963
 27 Haynes, Tommy, S, Southern California, 1967
 56 Hays, Harold, LB, Southern Mississippi, 1963-67
 62/78 Healy, Don, DT, Maryland, 1960-61
 33 Heath, Jeff, S, Saginaw Valley State, 2013-19
 69 Hegamin, George, T, North Carolina State, 1994-97
 58 Hegman, Mike, LB, Tennessee State, 1976-88
 11 Heinrich, Don, QB, Washington, 1960
 62/70 Hellestrae, Dale, OL, Southern Methodist, 1990-00
 58 Hemsley, Nate, LB, Syracuse, 1997-99
 56 Henderson, Thomas, LB, Langston, 1975-79
 58/50 Hendrickson, Steve, LB, California, 1989
 45 Hendrix, Manny, CB, Utah, 1986-91
 85 Hendrix, Tim, TE, Tennessee, 1987
 95 Hennings, Chad, DT, Air Force, 1992-00
 42 Henry, Anthony, CB, South Florida, 2005-08
 62 Henry, Marcus, C, Boise State, 2020
 7 Henson, Drew, QB, Michigan, 2004-05
 72 Herchman, Bill, DT, Texas Tech, 1960-61
 1 Herrera, Efen, K, UCLA, 1974, 1976-77
 81 Hervey, Edward, WR, Southern Cal, 1995
 21 Higgs, Mark, RB, Kentucky, 1988
 32 Highsmith, Alonzo, FB, Miami, Fla., 1990-91
 9 Hilbert, Jon, K, Louisville, 2001

31 Hill, Bill, CB, Rutgers, 1987
 35 Hill, Calvin, RB, Yale, 1969-74
 25 Hill, Rod, CB, Kentucky State, 1982-83
 80 Hill, Tony, WR, Stanford, 1977-86
 60/90 Hill, Tony, DE, Tenn. Chattanooga, 1991-92
 67 Hills, Tony, T, Texas, 2014
 97/72 Hill, Trysten, DT, Central Florida, 2019-21
 59 Hitchens, Anthony, LB, Iowa, 2014-17
 16 Hodge, Damon, WR, Alabama State, 2000
 10 Hodson, Tommy, QB, Louisiana State, 1994
 14 Hogeboom, Gary, QB, Central Michigan, 1980-85
 64 Holland, Montrae, G, Florida State, 2008-11
 16 Holley, Jesse, WR, North Carolina, 2010-11
 57 Holloman, DeVonte, LB, South Carolina, 2013-14
 23 Holloway, Johnny, CB, Kansas, 1986
 15 Holmes, Andre, WR, Hillsdale, 2011-12
 47 Holmes, Clayton, CB, Carson-Newman, 1992-95
 30 Holt, Issiac, CB, Alcorn State, 1989-92
 24 Homan, Dennis, WR, Alabama, 1968-70
 28 Hooker, Malik, S, Ohio State, 2021
 9 Hoopes, Mitch, P, Arizona, 1975
 20 Horton, Ray, S, Washington, 1989-92
 67 Houser, John, C/G, Redlands, 1960-61
 86 Houston, Bill, WR, Jackson State, 1974
 21 Howard, Carl, CB, Rutgers, 1984
 99 Howard, David, LB, Cal. St. Long Beach, 1989-90
 81 Howard, Percy, WR, Austin Peay, 1975
 87 Howard, Ron, TE, Seattle, 1974-75
 54 Howley, Chuck, LB, West Virginia, 1961-73
 81 Howton, Bill, WR, Rice, 1960-63
 51 Hoyem, Lynn, C/G, Cal. St. Long Beach, 1962-63
 46/53 Hoyte, Oliver, FB/LB, North Carolina State, 2006-07
 49 Huggins, Johnny, TE, Alabama State, 2001
 42 Hughes, Randy, S, Oklahoma, 1975-80
 32 Hughes, Tyrone, CB, Nebraska, 1998
 11 Humphrey, Buddy, QB, Baylor, 1961
 79 Hunt, John, G/T, Florida, 1984
 34 Hunter, Monty, S, Salem, 1982
 47 Hunter, Pete, CB, Virginia Union, 2002-04
 52/58 Hurd, Jeff, LB, Kansas State, 1987
 17 Hurd, Sam, WR, Northern Illinois, 2006-10
 17 Hurns, Allen, WR, Miami, 2018
 40 Hurt, Eric, CB, Cal. State San Jose, 1980
 66 Husmann, Ed, DT, Nebraska, 1960
 59 Hutcherson, Ken, LB, Livingston State, 1974
 7 Hutchinson, Chad, QB, Stanford, 2002-03
 57/55 Huther, Bruce, LB, New Hampshire, 1977-80, 1983
 66 Hutson, Tony, G, N.E. Oklahoma St., 1996-99
 65 Hyatt, Mitch, T, Clemson, 2019-21
 51 Hyder, Kerry, DT, Texas Tech, 2019

I
 69 Irvin, Corvey, DT, Georgia, 2013
 88 Irvin, Michael, WR, Miami, Fla., 1988-99
 95 Irving, David, DE, Iowa State, 2015-18
 60 Isbel, Joe Bob, G, Houston, 1962-65
 81 Ismail, Raghieb, WR, Notre Dame, 1999-01

J
 71 Jackson, Al, G, Louisiana State, 2000-01
 34/26 Jackson, Darius, RB, Eastern Michigan, 2016, 2018
 56 Jackson, Joe, DE, Miami, 2019
 32 Jackson, Tim, S, Nebraska, 1989
 83 Jackson, Willie, WR, Florida, 1994
 56 James, Bradie, LB, Louisiana State, 2003-11
 80 James, Cedric, WR, Texas Christian, 2003
 68 Jamison, Vontrell, DE, Clemson, 2005
 89 Jarwin, Blake, TE, Oklahoma State, 2017-21
 53 Jax, Garth, LB, Florida State, 1986-88
 77 Jeffcoat, Jim, DE, Arizona State, 1983-94
 81 Jeffers, Patrick, WR, Virginia, 1998
 96 Jelks, Jalen, DE, Oregon, 2019
 31/21 Jenkins, Mike, CB, South Florida, 2008-12
 42 Jennings, Keith, TE, Clemson, 1989
 37 Jensen, Jim, RB, Iowa, 1976
 19 Jett, John, P, East Carolina, 1993-96
 62/52 Johnson, Al, C, Wisconsin, 2003-06
 14 Johnson, Brad, QB, Florida State, 2007-08
 86 Johnson, Butch, WR, Calif.-Riverside, 1976-83
 98 Johnson, Curtis, LB, Clark Atlanta, 2009
 81 Johnson, Jon'Vea, WR, Toledo, 2019
 19 Johnson, Keyshawn, WR, Southern California, 2004-05

J, cont.

- 15 Johnson, Manuel, WR, Oklahoma, 2010
 37 Johnson, Matt, S, Eastern Washington, 2012-13
 23 Johnson, Mike, CB, Kansas, 1966-69
 64 Johnson, Mitch, G, UCLA, 1965
 66/95 Johnson, Tank, NT, Washington, 2007-08
 92 Johnson, Thomas, DT, Middle Tennessee St., 2005
 58 Johnson, Tre'von, LB, Weber State, 2017
 29 Johnson, Undra, RB, West Virginia, 1989
 91 Johnson, Walter, DT, Pittsburgh, 1987
 48 Johnston, Daryl, FB, Syracuse, 1989-99
 21 Jones, Adam, CB, West Virginia, 2008
 31 Jones, Byron, CB, Connecticut, 2015-19
 6 Jones, Chris, P, Carson Newman, 2011-20
 51 Jones, Dale, LB, Tennessee State, 1987
 56 Jones, Datone, DT, UCLA, 2017-18
 55 Jones, Edgar, DE, Southeast Missouri State, 2013
 39 Jones, E. J., RB, Kansas, 1987
 72 Jones, Ed, DE, Tennessee State, 1974-78, 1980-89
 28 Jones, Felix, RB, Arkansas, 2008-12
 23 Jones, James, RB, Mississippi State, 1980-82, 1984-85
 25 Jones, Jermaine, CB, Northwestern State (LA), 2002
 97 Jones, Jimmie, DL, Miami, Fla., 1990-93
 26 Jones, Josh, S, North Carolina State, 2019
 21 Jones, Julius, RB, Notre Dame, 2004-07
 33 Jones, Nathan, CB, Rutgers, 2004-07
 55 Jones, Robert, LB, East Carolina, 1992-95
 55 Jordan, Lee Roy, LB, Alabama, 1963-76
 24 Joseph, Kelvin, CB, Kentucky, 2021

K

- 43/54 Kamara, Azur, LB/DE, Kansas, 2020-21
 20 Kaiser, Jason, S, Culver-Stockton, 1999
 18 Kazez, Damontae, S, San Diego State, 2021
 70 Kearse, Frank, DT, Alabama A&M, 2013
 27 Kearse, Jayron, S, Clemson, 2021
 57 Keller, Mike, LB, Michigan, 1972
 60 Kennard, Derek, G, Nevada-Reno, 1994-96
 68 Ker, Crawford, G, Florida, 1985-90
 60 Killian, Gene, G, Tennessee, 1974
 27 Kincade, Keylon, RB, Southern Methodist, 2006
 60 Kiner, Steve, LB, Tennessee, 1970
 57 King, Angelo, LB, South Carolina State, 1981-83
 3 Kiselak, Michael, C/G, Maryland, 1998-99
 3 Kitna, Jon, QB, Central Washington, 2009-11, 2013
 73 Kitson, Syd, G, Wake Forest, 1984
 79 Klein, Dick, T, Iowa, 1960
 69 Knight, Brandon, G, Indiana, 2019-21
 4 Knorr, Micah, P, Utah State, 2000-02
 8 Kosar, Bernie, QB, Miami, Fla., 1993
 63 Kosier, Kyle, G, Arizona State, 2006-11
 35 Kowalczyk, Walt, RB, Michigan State, 1960
 60 Kowalski, Kevin, C/G, Toledo, 2011-12
 9 Kupp, Craig, QB, Pacific-Lutheran, 1991
 7 Kupp, Jake, G, Washington, 1964-65
 25 Kyle, Aaron, CB, Wyoming, 1976-79

L

- 91 Ladouceur, Louis-Philippe, LS, California, 2005-20
 89 LaFleur, David, TE, Louisiana State, 1997-00
 35 Laidlaw, Scott, RB, Stanford, 1975-79
 88 Lamb, CeeDee, WR, Oklahoma, 2020-21
 33 Lang, David, RB, Northern Arizona, 1995
 41 Larrimore, Kareem, CB, West Texas A&M, 2000-01
 15 Laufenberg, Babe, QB, Indiana, 1989-90
 29 Lassic, Derrick, RB, Alabama, 1993-94
 25 Lavette, Robert, RB, Georgia Tech, 1985-87
 66 Lawless, Burton, G, Florida, 1975-79
 53 Lawrence, Cameron, LB, Mississippi State, 2013-14
 90 Lawrence, DelMarcus, DE, Boise State, 2014-21
 16 Leaf, Ryan, QB, Washington State, 2001
 65 Leary, Ronald, G, Memphis, 2012-16
 14 LeBaron, Eddie, QB, Pacific, 1960-63
 32 Lee, ReShard, RB, Middle Tennessee St., 2004
 50 Lee, Sean, LB, Penn State, 2010-20
 68 Lehr, Matt, C/G, Virginia Tech, 2001-04
 58/98 Lemon, Orie, LB, Oklahoma State, 2012, 2013
 34 Lenoir, Lance, WR, Western Illinois, 2017, 2018
 34 Lester, Tim, FB, Eastern Kentucky, 1999
 78 Lett, Leon, DL, Emporia State, 1991-00
 50 Lewis, D. D., LB, Mississippi State, 1968, 1970-81
 26/27 Lewis, Jourdan, CB, Michigan, 2017-21

- 23 Lewis, LeQuan, CB, Arizona State, 2012
 23 Lewis, Woodley, WR, Oregon, 1960
 64 Light, Alex, T, Richmond, 2020
 64/67 Lijia, George, C, Michigan, 1987
 74 Lilly, Bob, DL, Texas Christian, 1961-74
 97 Lilly, Kevin, DT, Tulsa, 1989
 72/64 Liscio, Tony, T, Tulsa, 1963-64, 1966-71
 95 Lissimore, Sean, DE, William & Mary, 2010-12
 71 Livings, Nate, G, Louisiana State, 2012
 20 Livingston, Bruce, DB, Arkansas Tech, 1987
 41 Livingston, Warren, CB, Arizona, 1961-66
 35 Lockett, J.W., RB, Central Oklahoma, 1961-62
 56 Lockhart, Eugene, LB, Houston, 1984-90
 25 Long, Obert, S, Trinity Tex., 1965-66
 56 Long, Bob, LB, UCLA, 1962
 70 Long, Jerome, DT, San Diego State, 2013
 19 Longley, Clint, QB, Abilene Christian, 1974-75
 73 Looney, Joe, C, Wake Forest, 2016-20
 70 Loper, Daniel, G, Texas Tech, 2011
 18 Lothridge, Billy, P/QB, Georgia Tech, 1964
 84/86 Lucky, Mike, TE, Arizona, 1999-02

M

- 2 Mackey, Louis, LB, Akron, 2001-02
 58 Maher, Brett, K, Nebraska, 2018-19
 51 Manders, Dave, C, Michigan State, 1964-66, 1968-74
 22 Manning, Wade, CB, Ohio State, 1979
 53/59 March, Justin, LB, Akron, 2017-20
 31 Marion, Brock, S, Nevada-Reno, 1993-97
 31 Marsh, Amos, RB, Oregon State, 1961-64
 78 Marten, James, T, Boston College, 2007
 79 Martin, Harvey, DE, East Texas State, 1973-83
 34 Martin, Jamar, FB, Ohio State, 2002-03
 83 Martin, Kelvin, WR, Boston College, 1987-92, 1996
 70 Martin, Zack, G, Notre Dame, 2014-21
 67 Maryland, Russell, DT, Miami, Fla., 1991-95
 25 Mathews, Ray, WR, Clemson, 1960
 23 Mathis, Kevin, CB, Texas A&M-Commerce, 1997-99
 85 Mayle, Vince, WR, Washington State, 2015-16
 93 Mayowa, Benson, DE, Idaho, 2016-17
 1 McBriar, Mat, P, Hawaii, 2004-11
 37 McCann, Bryan, CB, Southern Methodist, 2010-11
 55 McClain, Rolando, LB, Alabama, 2014-15
 97 McClain, Terrell, DT, South Florida, 2014-16
 99 McCormack, Hurvin, DT, Indiana, 1994-98
 40 McCray, Danny, S, Louisiana State, 2010-13, 2015
 70 McCreary, Bob, T, Wake Forest, 1961
 80 McDaniels, David, WR, Mississippi Valley, 1968
 14 McDonald, Paul, QB, Southern California, 1986-87
 25 McDonald, Tommy, WR, Oklahoma, 1964
 20 McFadden, Darren, RB, Arkansas, 2015-17
 23 McFadden, Leon, CB, San Diego State, 2016
 79 McFadden, Marques, T, Arizona, 2002
 83 McGarity, Wane, WR, Texas, 1999-01
 7 McGee, Stephen, QB, Texas A&M, 2009-11
 82 McGee, Tony, TE, Michigan, 2002-03
 66 McGovern, Connor, G, Penn State, 2019-21
 42 McIlhenny, Don, RB, Southern Methodist, 1960-61
 90 McIntosh, Toddrick, DT, Florida State, 1994
 67 McIver, Everett, G, Elizabeth City State, 1998-99
 84 McKeon, Sean, TE, Michigan, 2020-21
 36 McKie, Jason, FB, Temple, 2002
 65 McKinney, Jeremy, G/T, Iowa, 2002
 85 McKinnon, Dennis, WR, Florida St., 1990
 82 McKnight, James, WR, Liberty, 1999-00
 52 McLean, Scott, LB, Florida State, 1983
 6 McNeil, Ryan, CB, Miami, Fla., 2000
 44 McQuaide, Jake, LS, Ohio State, 2021
 77 McQuistan, Pat, T, Weber State, 2006-09
 56 McSurdy, Caleb, LB, Montana, 2012
 35 McSwain, Chuck, RB, Clemson, 1983-84
 69 Melton, Henry, DT, Texas, 2014
 70 Memmelear, Dale, G, Wyoming, 1962-63
 17 Meredith, Don, QB, Southern Methodist, 1960-68
 78 Meyers, John, DT, Washington, 1962-63
 30 Michael, Christine, RB, Texas A&M, 2015
 83 Mickey, Joey, TE, Oklahoma, 1993
 7 Millen, Hugh, QB, Washington, 1993
 83 Miller, Anthony, WR, Tennessee, 1997
 3 Miller, Jim, P, Mississippi, 1983-84
 35 Miller, Lonyae, RB, Fresno State, 2010
 67 Miller, Wyatt, T, Central Florida, 2019

85 **Mills, Ernie**, WR, Florida, 1998-99
 78 **Mills, Jordan**, T, Louisiana Tech, 2015, 2020
 92 **Mincey, Jeremy**, DE, Florida, 2014-15
 72 **Missouri, Dwayne**, DE, Northwestern, 2001
 34 **Mitchell, Aaron**, CB, Nevada-Las Vegas, 1979-80
 82 **Mitchell, Johnny**, TE, Nebraska, 1996
 21 **Mitchell, Terrance**, CB, Oregon, 2015
 27 **Mobley, Singor**, S, Washington State, 1997-99
 47 **Moegle, Dick**, S, Rice, 1961
 23 **Montgomery, Mike**, RB/WR, Kansas State, 1972-73
 58 **Moore, Damontre**, DE, Texas A&M, 2017
 17 **Moore, Kellen**, QB, Boise State, 2015-17
 30/26 **Moore, Sterling**, CB, Southern Methodist, 2012, 2013-14
 76 **Moore, Zach**, DE, Concordia-St. Paul, 2016
 2 **Moorman, Brian**, P, Pittsburg State, 2012
 24 **Mooty, Jim**, CB, Arkansas, 1960
 37 **Morgan, Dennis**, RB, Western Illinois, 1974
 81 **Morgan, Quincy**, WR, Kansas State, 2004
 46 **Morris, Alfred**, RB, Florida Atlantic, 2016-17
 23 **Morris, Sammy**, RB, Texas Tech, 2011
 14 **Morton, Craig**, QB, California, 1965-74
 38 **Mukuamu, Israel**, CB, South Carolina, 2021
 80 **Murchison, Ola Lee**, WR, Pacific, 1961
 29 **Murray, DeMarco**, RB, Oklahoma, 2011-14
 3 **Murray, Eddie**, K, Tulane, 1993, 1999
 29 **Murrell, Adrian**, RB, West Virginia, 2003
 29 **Myers, Greg**, S, Colorado State, 2000
 94 **Myers, Michael**, DL, Alabama, 1998-03
 98 **Myles, Godfrey**, LB, Florida, 1991-96
 62 **Myslinski, Tom**, G/C, Tennessee, 1999

N

61 **Nagy, Bill**, G, Wisconsin, 2011
 42 **Neal, Keanu**, LB, Florida, 2021
 73 **Neely, Ralph**, G/T, Oklahoma, 1965-77
 39 **Neufeld, Ryan**, FB, UCLA, 1999
 70 **Nevis, Drake**, DT, Louisiana State, 2013
 44 **Newhouse, Robert**, FB, Houston, 1972-83
 41 **Newman, Terence**, CB, Kansas State, 2003-11
 30 **Newsome, Timmy**, RB, Winston-Salem, 1980-88
 67/61 **Newton, Nate**, G/T, Florida A&M, 1986-98
 59 **Nguyen, Dat**, LB, Texas A&M, 1999-05
 76 **Niland, John**, G, Iowa, 1966-74
 1/7 **Niswander, Hunter**, P, Northwestern, 2020-21
 60 **Nix, John**, DT, Southern Miss, 2001-02
 75 **Noble, Brandon**, DT, Penn State, 1999-02
 25 **Nolan, Dick**, S, Maryland, 1962
 60 **Noll, Ben**, G, Pennsylvania, 2004-05
 73 **Noonan, Danny**, DL, Nebraska, 1987-92
 84 **Norman, Pettis**, TE, J.C. Smith, 1962-70
 25 **Norton, Jerry**, S, Southern Methodist, 1962
 51 **Norton, Ken**, LB, UCLA, 1988-93
 84 **Novacek, Jay**, TE, Wyoming, 1990-96
 79 **Nsekhe, Ty**, T, Texas State, 2021
 2 **Nugent, Mike**, K, Ohio State, 2017
 76 **Nutting, Ed**, T, Georgia Tech, 1963
 61 **Nye, Blaine**, G, Stanford, 1968-76
 53 **Nzeocha, Mark**, LB, Wyoming, 2015-16

O

53 **Octavien, Steve**, LB, Nebraska, 2008-09
 97 **Odighizuwa, Osa**, DT, UCLA, 2021
 90 **Ogbogu, Eric**, DE, Maryland, 2003-05
 82 **Ogden, Jeff**, WR, Eastern Washington, 1998-99
 23 **Oglesby, Evan**, CB, North Alabama, 2007
 85 **Ogletree, Kevin**, WR, Virginia, 2009-12
 76 **Okoye, Amobi**, DT, Louisville, 2014
 29 **Olatoye, Deji**, CB, North Carolina AT&T, 2015
 49 **Olawale, Jamize**, FB, North Texas, 2018-19
 45 **Oloniua, Sewo**, FB, TCU, 2020-21
 99 **Olshansky, Igor**, DE, Oregon, 2009-10
 32 **Olumba, Donvan**, CB, Portland State, 2019
 54 **O'Neil, Keith**, LB, Northern Arizona, 2003-04
 18 **Orton, Kyle**, QB, Purdue, 2012-13
 62 **Oswald, Paul**, G, Kansas, 1988
 76 **Otto, Bob**, DL, Idaho State, 1986
 20 **Overton, Jerry**, S, Utah, 1963
 31 **Owens, Billy**, DB, Pittsburgh, 1988
 81 **Owens, Terrell**, WR, Tennessee-Chattanooga, 2006-08
 27/11 **Owusu-Ansah, Akwasi**, S/WR, Indiana (PA), 2010-11

P

55 **Paea, Stephen**, DT, Oregon State, 2017
 62 **Page, Craig**, C, Georgia Tech, 2000
 77 **Page, Solomon**, G/T, West Virginia, 1999-02
 26 **Palmer, Paul**, RB, Temple, 1989
 93 **Palmore, Walter**, DT, 2020
 60 **Parker, J'vonne**, DT, Rutgers, 2006
 40 **Parker, Steven**, S, Oklahoma, 2020
 21 **Parks, Billy**, WR, Cal. St. Long Beach, 1972
 78 **Parnell, Jermei**, T, Mississippi, 2010-14
 62 **Parrish, James**, T, Temple, 1993-94
 34 **Parrish, Tony**, S, Washington, 2006
 11 **Parsons, Micah**, LB, Penn State, 2021
 56 **Patera, Jack**, LB, Oregon, 1960-61
 20/26 **Patmon, Tyler**, CB, Oklahoma State, 2014-15
 43 **Patterson, Elvis**, CB, Kansas, 1993
 2 **Paulescu, Sam**, P, Oregon State, 2008
 88 **Pearson, Drew**, WR, Tulsa, 1973-83
 26 **Pearson, Preston**, RB, Illinois, 1975-80
 9 **Peete, Rodney**, QB, Southern California, 1994
 31 **Pellerin, Micah**, S, Hampton, 2013, 2014
 16 **Pelluer, Steve**, QB, Washington, 1984-88
 59 **Penn, Jesse**, LB, Virginia Tech, 1985-87
 22 **Peoples, George**, RB, Auburn, 1982
 26 **Peprah, Charlie**, S, Alabama, 2012
 33 **Percival, Mac**, K, Texas Tech, 1974
 43 **Perkins, Don**, RB, New Mexico, 1961-68
 92 **Perkins, Ray**, DE, Virginia, 1987
 39 **Perryman, Robert**, FB, Michigan, 1990
 72 **Peterman, Stephen**, G, Louisiana State, 2004-05
 65 **Petersen, Kurt**, G, Missouri, 1980-85
 58 **Peterson, Calvin**, LB, UCLA, 1974-75
 79 **Petitti, Rob**, T, Pittsburgh, 2005
 89 **Phillips, John**, TE, Virginia, 2009-12
 81 **Phillips, Kirk**, WR, Tulsa, 1984
 49/88 **Pierce, Brett**, TE, Stanford, 2004-05
 20 **Pile, Willie**, S, Virginia Tech, 2005
 33 **Pinder, Cyril**, RB, Illinois, 1973
 97 **Pittman, Kavika**, DE, McNeese St., 1996-99
 73 **Ploeger, Kurt**, DL, Gustavus Adolphus, 1986
 95 **Poe, Dontari**, DT, Memphis, 2020
 62 **Poimboeuf, Lance**, K, Southwest Louisiana, 1963
 39 **Polite, Lousaka**, FB, Pittsburgh, 2004-06
 52 **Polk, Carlos**, LB, Nebraska, 2008
 20 **Pollard, Tony**, RB, Memphis, 2019-21
 87 **Ponder, David**, DT, Florida State, 1985
 96 **Porterfield, Garry**, DE, Tulsa, 1965
 81 **Powe, Karl**, WR, Alabama State, 1985-86
 25 **Powell, Jemeel**, CB, California, 2003
 98 **Poppinga, Brady**, LB, Brigham Young, 2012
 75 **Pozderac, Phil**, T, Notre Dame, 1982-87
 4 **Prescott, Dak**, QB, Mississippi State, 2016-21
 69 **Preston, Duke**, C, Illinois, 2009
 92 **Price, Brian**, DT, Texas-San Antonio, 2017
 89 **Price, Jim**, TE, Stanford, 1993
 79 **Price, Marcus**, T, Louisiana State, 2005
 81 **Price, Peerless**, WR, Tennessee, 2005
 71 **Procter, Cory**, G, Montana, 2005-09
 52 **Pruitt, Mickey**, LB, Colorado, 1991-92
 75 **Pugh, Jethro**, DT, Elizabeth City, 1965-78
 61 **Putnam, Duane**, G, Pacific, 1960

Q

11 **Quinn, Mike**, QB, Stephen F. Austin, 1998-99
 58 **Quinn, Robert**, DE, North Carolina, 2019

R

64 **Rafferty, Tom**, G/C, Penn State, 1976-89
 46 **Ralston, Nick**, FB, Louisiana, 2021
 87 **Rambo, Ken-Yon**, WR, Ohio State, 2001-02
 60 **Randall, Tom**, G, Iowa State, 1978
 21 **Randle, Joseph**, RB, Oklahoma State, 2013-15
 88 **Randle, Sonny**, WR, Virginia, 1968
 66/90 **Ratliff, Jay**, NT/DE, Auburn, 2005-13
 95 **Rayford, Caesar**, DE, Washington, 2013
 85 **Reactor, Jamaica**, WR, Northwest Missouri State, 2006
 61/51 **Redmond, Adam**, C, Harvard, 2018-20
 82 **Reece, Beasley**, CB/WR, North Texas, 1976
 48 **Reese, Guy**, DT, Southern Methodist, 1962-63
 63 **Reese, Izell**, S, Alabama-Birmingham, 1998-01
 30 **Reeves, Dan**, RB/QB, South Carolina, 1965-72
 35 **Reeves, Jacques**, CB, Purdue, 2004-07

R, cont.

51 Reid, Carauan, DT, Princeton, 2018
 20 Renfro, Mel, DB/RB, Oregon, 1964-77
 82 Renfro, Mike, WR, Texas Christian, 1984-87
 19 Rentzel, Lance, WR, Oklahoma, 1967-70
 76 Reynolds, Jerry, T, Nevada-Las Vegas, 1994
 23 Rhome, Jerry, QB, Tulsa, 1965-68
 17 Richards, Curvin, RB, Pittsburgh, 1991-92
 83 Richards, Golden, WR, Hawaii, 1973-78
 70 Richards, Howard, G/T, Missouri, 1981-86
 31 Richardson, Gloster, WR, Jackson State, 1971
 88 Ridgway, Colin, P/K, Lamar Tech, 1965
 42 Ridlon, Jim, S, Syracuse, 1963-64
 30 Riley, Earl, S, Washington State, 2000
 68 Ringo, Christian, DT, Louisiana, 2018
 62 Rivera, Marco, G, Penn State, 2005-06
 12 Roach, John, QB, Southern Methodist, 1964
 87 Roberts, Alfredo, TE, Miami, Fla., 1991-92
 85 Robinson, Jeff, TE, Idaho, 2002-04
 45 Robinson, Larry, RB, Tennessee, 1973
 81 Robinson, Laurent, WR, Illinois State, 2011
 28 Robinson, Rashard, CB, Louisiana State, 2020
 41 Robinson, Reggie, CB, Tulsa, 2020-21
 23 Robinson, Tyree, S, Oregon
 56 Roe, Bill, LB, Colorado, 1980
 79 Rogers, Jacob, T, Southern California, 2004
 50 Rogers, Justin, LB, Southern Methodist, 2007-08
 50 Rohrer, Jeff, LB, Yale, 1982-87
 9 Romo, Tony, QB, Eastern Illinois, 2003-16
 56 Roper, John, LB, Texas A&M, 1993
 68/93 Ross, Daniel, DT, N.E. Mississippi C.C., 2017-19
 20/21 Ross, Derek, CB, Ohio State, 2002-03
 36 Ross, Dominique, RB, Valdosta State, 1995-96
 68 Ross, Oliver, T, Iowa State, 1998
 30 Rossium, Allen, CB, Notre Dame, 2009
 83 Rucker, Martin, TE, Missouri, 2010-11
 88 Rucker, Reggie, WR, Boston University, 1970-71
 7/10 Rush, Cooper, QB, Central Michigan, 2017-19, 2020-21
 99 Russell, Ryan, DE, Purdue, 2015
 9 Ruzek, Roger, K, Weber State, 1987-89
 8 Ryan, Sean, TE, Boston College, 2004-05

S
 66 Saddler-McQueen, Jimmy, DE, Texas A&M-Kingsville, 2010
 87 Saldi, Jay, TE, South Carolina, 1976-82
 89 Salonen, Brian, TE/LB, Montana, 1984-85
 26 Sanchez, Jeff, CB, Tulane, 2003
 3 Sanchez, Mark, QB, Southern California, 2016
 20 Sandeman, Bill, DT, Pacific, 1966
 21 Sanders, Deion, CB/WR, Florida State, 1995-99
 80 Santiago, O.J., TE, Kent, 2000
 39 Sargent, Broderick, FB, Baylor, 1989
 4 Sawyer, Buzz, P, Baylor, 1987
 8 Saxon, Mike, P, San Diego St., 1985-92
 32 Scandrick, Orlando, CB, Boise State, 2008-17
 68 Scarlett, Noel, DT, Langston, 2000
 66 Schaefering, Brian, DT, Lindenwood, 2012
 78 Schaum, Greg, DE, Michigan State, 1976
 65 Schoenke, Ray, T, Southern Methodist, 1963-64
 66 Schultz, Chris, T, Arizona, 1983, 1985
 86 Schultz, Dalton, TE, Stanford, 2018-21
 52 Schwantz, Jim, LB, Purdue, 1994-96
 77 Scifres, Steve, OL, Wyoming, 1997
 47 Scott, Chuck, WR, Vanderbilt, 1987
 85 Scott, Darnay, WR, San Diego State, 2002
 68 Scott, Herb, G, Virginia Union, 1975-84
 35 Scott, Kevin, RB, Stanford, 1989
 21/38 Scott, Lynn, S, Northwestern Oklahoma, 2001-05
 52 Scott, Sean, LB, Maryland, 1988
 22 Scott, Victor, DB, Colorado, 1984-88
 10 Secules, Scott, QB, Virginia, 1988
 6 Seder, Tim, K, Ashland, 2000-01
 88 Sellers, Ron, WR, Florida State, 1972
 99 Selvie, George, DE, South Florida, 2013-14
 64 Senat, Greg, T, Wagner, 2020
 36 Sendejo, Andrew, S, Rice, 2010
 42 Sensabaugh, Gerald, S, North Carolina, 2009-12
 1 Septien, Rafael, K, Southwest Louisiana, 1978-86
 58 Shanle, Scott, LB, Nebraska, 2003-05
 94/53 Shannon, Randy, LB, Miami, Fla., 1989-90
 52 Shaw, Robert, C, Tennessee, 1979-81
 67 Shearin, Joe, C, Texas, 1987

87/82 Shepard, Derrick, WR, Oklahoma, 1989-91
 86 Sherer, Dave, P, Southern Methodist, 1960
 86 Sherrard, Mike, WR, UCLA, 1986
 63 Shields, Joe, OL, Portland State, 1987
 50 Shiver, Clay, C, Florida State, 1996-98
 7/28 Showers, Jameill, QB, Texas-El Paso, 2015, 2018
 46/25 Shy, Les, RB, Cal. St. Long Beach, 1966-69
 95 Sivavi, Junior, NT, Oregon, 2009
 36 Silva, Mana, S, Hawaii, 2011-12
 82 Simmons, Cleo, TE, Jackson State, 1983
 53 Simmons, Dave, LB, Georgia Tech, 1968
 53 Simmons, Victor, LB, Central State, Ohio, 1987
 59 Sims, Ernie, LB, Florida State, 2012-13
 51 Singleton, Al, LB, Temple, 2003-06
 65 Slaton, Tony, G, Southern Cal., 1990
 42 Smagala, Stan, DB, Notre Dame, 1990-91
 60 Smerek, Don, DL, Nevada-Reno, 1981-87
 58 Smith, Aldon, DE, Missouri, 2020
 21 Smith, Andre, TE, Virginia Tech, 2013
 93 Smith, Artie, DT, Louisiana Tech, 1998
 59 Smith, Darrin, LB, Miami, Fla., 1993-96
 75/79 Smith, Daryle, T, Tennessee, 1987-88
 15 Smith, Devin, WR, Ohio State, 2019
 39 Smith, Donald, S, Liberty, 1991
 22 Smith, Emmitt, RB, Florida, 1990-02
 67 Smith, Eric, T, Virginia, 2020
 43 Smith, Ito, RB, Southern Mississippi, 2021
 24 Smith, J.D., RB, North Carolina A&T, 1965-66
 81 Smith, Jackie, TE, Northwest Louisiana, 1978
 9/54 Smith, Jaylon, LB, Notre Dame, 2016-21
 64 Smith, Jim Ray, G/T, Baylor, 1963-64
 82 Smith, Jimmy, WR, Jackson State, 1992
 56/57/41 Smith, Keith, LB/FB, San Jose State, 2014-17
 26 Smith, Kevin, CB, Texas A&M, 1992-99
 43 Smith, Malcolm, LB, Southern California, 2019
 57 Smith, Myron, LB, Louisiana Tech, 1998
 53 Smith, Rashad, LB, Florida Atlantic, 2020
 45 Smith, Rod, RB/FB, Ohio State, 2015-18
 14 Smith, Rodney, WR, Florida State, 2015
 32 Smith, Saivion, CB, Alabama, 2020
 67 Smith, Sean, DT, Grambling, 1989
 36 Smith, Tarik, RB, California, 1998-99
 33 Smith, Timmy, RB, Texas Tech, 1990
 85 Smith, Tody, DL, Southern California, 1971-72
 77 Smith, Tyron, T, Southern California, 2011-21
 57 Smith, Vinson, LB, East Carolina, 1990-92, 1997
 86 Smith, Waddell, WR, Kansas, 1984
 87 Smith, Zuril, WR, Hampton, 2003
 18 Snyder, Loren, QB, Northern Colorado, 1987
 54 Solomon, Jesse, LB, Florida State, 1989-90
 46 Solomon, Roland, S, Utah, 1980
 40 Solwold, Mike, TE, Wisconsin, 2001
 20 Sparks, Phillippi, CB, Arizona State, 2000
 96/98 Spears, Marcus, DE, Louisiana State, 2005-12
 90 Spellman, Alonzo, DT, Ohio State, 1999-00
 93 Spencer, Anthony, LB, Purdue, 2007-14
 37 Spillman, C.J., S, Marshall, 2014
 80 Spivey, Sebron, WR, Southern Illinois, 1987
 55 Spradlin, Danny, LB, Tennessee, 1981-82
 20 Springs, Ron, RB, Ohio State, 1979-84
 87 Sprinkle, Jeremy, TE, Arkansas, 2021
 15 Spurlock, Micheal, WR, Mississippi, 2013
 65 Stalls, Dave, DE, Northern Colorado, 1977-79
 86 Stanback, Isaiah, WR, Washington, 2007-08
 12 Staubach, Roger, QB, Navy, 1969-79
 55 Steele, Markus, LB, Southern California, 2001-03
 81/82 Steele, Robert, WR, Northern Alabama, 1978
 78 Steele, Terence, T, Texas Tech, 2020-21
 79/77 Stephens, Larry, DE, Texas, 1963-67
 70/53 Stepnoski, Mark, G/C, Pittsburgh, 1989-94, 1999-01
 28 Stewart, Curtis, RB, Auburn, 1989
 64 Stewart, Daleroy, DT, Southern Miss, 2002-04
 40 Stiger, Jim, RB, Washington, 1963-65
 83 Still, Bryan, WR, Virginia Tech, 1999
 5 Stincic, Tom, LB, Michigan, 1969-71
 6 Stoerner, Clint, QB, Arkansas, 2000-02
 31 Stokes, Sim, WR, Northern Arizona, 1967
 36 Stone, Daren, S, Maine, 2008
 65 Stone, Ron, T, Boston College, 1993-95
 18 Stoutd, Cliff, QB, Youngstown St., 1990-91
 24 Stoutmire, Omar, S, Fresno State, 1997-98
 82 Stowe, Otto, WR, Iowa State, 1973

15 **Street, Devin**, WR, Pittsburgh, 2014-15
 96 **Stubbs, Daniel**, DE, Miami, Fla., 1990-91
 30 **Studstill, Darren**, S, West Virginia, 1994
 90 **Sturgis, Oscar**, DE, North Carolina, 1995
 40 **Strayhorn, Les**, RB, East Carolina, 1973-74
 55 **Strickland, Fred**, LB, Purdue, 1996-98
 87 **Stynchula, Andy**, DE, Penn State, 1968
 45 **Sualua, Nicky**, FB, Ohio State, 1997-98
 76 **Su'a-Filo, Xavier**, G, UCLA, 2018-19
 4 **Suisham, Shaun**, K, Bowling Green, 2005-06, 2009
 72 **Sullivan, Mike**, T, Miami, Fla., 1991
 87 **Swaim, Geoff**, TE, Texas, 2015-18
 51/57 **Swan, Russ**, LB, Virginia, 1987
 28 **Swanson, Dax**, CB, Sam Houston State, 2016
 19 **Sweeney, Kevin**, QB, Cal. St. Fresno, 1987-88
 61 **Sweet, William**, T, North Carolina, 2020
 80 **Swinton, Reggie**, WR, Murray State, 2001-03
 10 **Switzer, Ryan**, WR, North Carolina, 2017

T
 71/72 **Talbert, Don**, DE/OT, Texas, 1962, 1965, 1971
 34 **Tanner, Phillip**, RB, Middle Tennessee State, 2011-13
 99 **Tapper, Charles**, DE, Oklahoma, 2016-17
 25 **Tautalatasi, Junior**, RB, Washington State, 1989
 36 **Teague, Tony**, RB, Northwestern Louisiana, 2001
 30/31 **Teague, George**, S, Alabama, 1996, 1998-01
 89 **Tennell, Derek**, TE, UCLA, 1992
 16 **Testaverde, Vinny**, QB, Miami, Fla., 2004
 32 **Thomas, Anthony**, RB, Michigan, 2005
 27 **Thomas, Bill**, RB, Boston College, 1972
 32 **Thomas, Blair**, RB, Penn State, 1994
 51 **Thomas, Broderick**, LB, Nebraska, 1996-98
 41 **Thomas, Dave**, CB, Tennessee, 1993-94
 33 **Thomas, Duane**, RB, West Texas State, 1970-71
 37 **Thomas, Ike**, CB, Bishop, 1971
 48 **Thomas, Joe**, LB, South Carolina State, 2018-20
 26 **Thomas, Josh**, CB, Buffalo, 2015
 59/44 **Thomas, Robert**, LB/FB, Henderson State, 1998-02
 55 **Thomas, Zach**, LB, Texas Tech, 2008
 67 **Thompson, Broderick**, G, Kansas, 1985
 20/23 **Thompson, Darian**, S, Boise State, 2018-21
 15 **Thompson, Deonte**, WR, Florida, 2018
 28 **Thompson, Tyson**, RB, San Jose State, 2005-07
 87 **Thorn, Andy**, TE, Northern Iowa, 2006
 77 **Thornton, Bruce**, DL, Illinois, 1979-81
 25 **Thornton, Bruce**, CB, Georgia, 2004
 92 **Thornton, Cedric**, DT, Southern Arkansas, 2016
 53 **Thornton, Kalen**, LB, Texas, 2004-05
 32 **Thurman, Dennis**, DB, Southern California, 1978-85
 59 **Timmer, Kirk**, LB, Montana State, 1987
 98 **Tippins, Ken**, LB, Middle Tennessee St., 1989
 63 **Titensor, Glen**, G, Brigham Young, 1981-86, 1988
 53/50 **Tolbert, Brandon**, LB, Georgia, 1998-00
 62/92 **Tolbert, Tony**, DL, Texas-El Paso, 1989-97
 67 **Toomay, Pat**, DE, Vanderbilt, 1970-74
 56 **Toomer, Korey**, LB, Idaho, 2014
 71 **Townes, Willie**, DE, Tulsa, 1966-68
 27 **Tremble, Greg**, S, Georgia, 1995
 87 **Truax, Billy**, TE, Louisiana State, 1971-73
 50 **Tubbs, Jerry**, LB, Oklahoma, 1960-67
 87 **Tucker, Jason**, WR, Texas Christian, 1999-00
 69 **Tucker, Ross**, G, Princeton, 2002
 77 **Tucker, Torrin**, T, Southern Mississippi, 2003-05
 71 **Tuinei, Mark**, OT/DL, Hawaii, 1983-97
 23 **Tubin, Robert**, RB, Utah State, 2015
 57 **Turner, Jimmie**, LB, Presbyterian, 1984
 17 **Turner, Malik**, WR, Illinois, 2020-21

U
 93 **Ulufale, Mike**, DT, Brigham Young, 1996
 91 **Underwood, Dimitrius**, DL, Michigan State, 2000-01
 95 **Urban, Brent**, DT, Virginia, 2021

V
 91 **Vanderbeek, Matt**, LB/DE, Michigan State, 1993-94
 13 **Vanderjagt, Mike**, K, West Virginia, 2006
 55 **Vander Esch, Leighton**, LB, Boise State, 2018-21
 30 **Van Raaphorst, Dick**, K, Ohio State, 1964
 10 **Vaughan, Dustin**, QB, West Texas A&M, 2014
 37 **Vaughn, Lee**, DB, Wyoming, 1997
 56 **Vega, Jason**, DE, Northeastern, 2013
 76 **Veingrad, Alan**, OL, E. Texas St., 1991-92

47 **Vickers, Lawrence**, FB, Colorado, 2012
 11 **Villanueva, Danny**, P/K, New Mexico State, 1965-67
 78 **Voillers, Kurt**, T, Notre Dame, 2002-04

W
 95 **Walen, Mark**, DT, UCLA, 1987-88
 63 **Walker, Casey**, DT, Oklahoma, 2015
 25 **Walker, Frank**, CB, Tuskegee, 2011
 67 **Walker, Gary**, OL, Boston University, 1987
 34 **Walker, Herschel**, RB, Georgia, 1986-89, 1996-97
 57 **Walker, Louie**, LB, Colorado State, 1974
 57 **Walker, Malcolm**, C, Rice, 1966-69
 71 **Wallace, Rodney**, G/T, New Mexico, 1971-73
 24 **Walls, Everson**, CB, Grambling, 1981-89
 3 **Walsh, Steve**, QB, Miami, Fla., 1989-90
 59 **Walter, Mike**, LB, Oregon, 1983
 71 **Walter, Tyson**, OL, Ohio State, 2002-04
 78 **Walton, Bruce**, G, UCLA, 1973-75
 87 **Ward, Dedric**, WR, Northern Iowa, 2004
 94 **Ware, DeMarcus**, LB, Troy, 2005-13
 89 **Ware, Derek**, TE, Central Oklahoma, 1996
 42 **Warren, Chris**, RB, Ferrum, 1998-00
 5 **Warren, John**, P, Tennessee, 1983-84
 31 **Washington, Chauncey**, RB, Southern California, 2009, 2011
 37 **Washington, James**, S, UCLA, 1990-94
 46 **Washington, Mark**, CB, Morgan State, 1970-78
 64 **Waters, Brian**, G, North Texas, 2013
 41 **Waters, Charlie**, DB, Clemson, 1970-78, 1980-81
 91 **Watkins, Carlos**, DT, Clemson, 2021
 83 **Watkins, Kendall**, TE, Mississippi State, 1995
 25 **Watkins, Patrick**, S, Florida State, 2006-09
 56 **Watson, Dekoda**, LB, Florida State, 2014
 94 **Watts, Randy**, DE, Catawba, 1987
 33 **Wayt, Russell**, LB, Rice, 1965
 95 **Weatherington, Colston**, DE, Central Missouri State, 2002
 20 **Webb, B.W.**, CB, William & Mary, 2013
 3 **Weeden, Brandon**, QB, Oklahoma State, 2014-15
 75 **Weems, Darrion**, T, Oregon, 2012-15
 42 **Welch, Claxton**, RB, Oregon, 1969-71
 66 **Wells, Norm**, G, Northwestern, 1980
 65 **Westberry, Gary**, C, Hampton, 1987
 30 **Westbrook, Bryant**, CB, Texas, 2002
 39/31 **Westry, Chris**, CB, Kentucky, 2019-20
 46/82/83/81 **Whalen, James**, TE, Kentucky, 2000-03
 30 **Wheaton, Kenny**, CB, Oregon, 1997-99
 65/70 **White, Bob**, OL, Rhode Island, 1987-89
 92 **White, Chris**, DE, Southern, 2000
 23 **White, Corey**, CB, Samford, 2015
 11 **White, Danny**, QB/P, Arizona State, 1976-88
 37 **White, Gerald**, FB, Michigan, 1987
 27 **White, Marvin**, S, Texas Christian, 2009
 3 **White, Mike**, QB, Western Kentucky, 2018
 54 **White, Randy**, DT/LB, Maryland, 1975-88
 42 **Whitfield, A.D.**, RB, North Texas, 1965
 13 **Whitehead, Lucky**, WR, Florida Atlantic, 2015-16
 53 **Whittingham, Fred**, LB, Cal. Poly SLO, 1969
 12/10 **Widby, Ron**, P, Tennessee, 1968-71
 78 **Widell, Dave**, T, Boston College, 1988-89
 51 **Wilber, Kyle**, LB, Wake Forest, 2012-17
 65 **Wilbur, John**, T, Stanford, 1966-69
 27 **Wilcox, J.J.**, S, Georgia Southern, 2013-16
 75 **Wiley, Marcellus**, DE, Columbia, 2004
 32 **Wiley, Michael**, RB, Ohio State, 2000-02
 59 **Williams, Brandon**, LB, Texas Tech, 2010
 42/25 **Williams, Charlie**, S, Bowling Green, 1995-00
 52 **Williams, Connor**, G, Texas, 2018-21
 79 **Williams, Erik**, T, Central (OH) State, 1991-00
 58 **Williams, Jason**, LB, Western Illinois, 2009-10
 36 **Williams, Joe**, RB, Wyoming, 1971
 38 **Williams, John**, FB, Wisconsin, 1985
 85 **Williams, Kevin**, WR, Miami, Fla., 1993-96
 52 **Williams, Leon**, LB, Miami, 2010
 89 **Williams, Randal**, WR, New Hampshire, 2001-04
 23 **Williams, Robert**, CB, Baylor, 1987-93
 31 **Williams, Roy**, S, Oklahoma, 2002-08
 11 **Williams, Roy**, WR, Texas, 2008-10
 20 **Williams, Sherman**, RB, Alabama, 1995-99
 80 **Williams, Stepfret**, WR, Northeast Louisiana, 1996-97
 10 **Williams, Teddy**, WR, Texas-San Antonio, 2010
 83 **Williams, Terrance**, WR, Baylor, 2013-18
 28/34 **Williams, Trey**, RB, Texas A&M, 2015, 2017
 86 **Williams, Tyrone**, WR, Western Ontario, 1993

W, cont.

- 37 **Williams, Tyrone**, CB, Nebraska, 2004
 1 **Willis, Ken**, K, Kentucky, 1990-91
 98 **Willis, Mitch**, DT, Southern Methodist, 1990
 1/11/16 **Wilson, Cedrick**, WR, Boise State, 2018-21
 57 **Wilson, Damien**, LB, Minnesota, 2015-18
 6/37 **Wilson, Donovan**, S, Texas A&M, 2019-21
 56 **Wilson, Martez**, DE, Illinois, 2013
 42 **Wilson, Robert**, FB, Texas A&M, 1994
 81/45 **Wilson, Steve**, WR/CB, Howard, 1979-81
 11/18 **Wilson, Wade**, QB, East Texas State, 1995-97
 84 **Wisener, Gary**, WR, Baylor, 1960
 48 **Witherspoon, Terry**, FB, Clemson, 2001
 82 **Witten, Jason**, TE, Tennessee, 2003-17, 2019
 99 **Woods, Antwaun**, DT, Southern California, 2018-20
 25 **Woods, Xavier**, S, Louisiana Tech, 2017-20
 28 **Woodson, Darren**, S, Arizona State, 1992-03
 45 **Woolsey, Rolly**, DB, Boise State, 1975
 28 **Worley, Daryl**, CB, West Virginia, 2020
 57 **Wortham, Barron**, LB, Texas-El Paso, 2000
 81 **Wright, Alexander**, WR, Auburn, 1990-92

- 2 **Wright, Anthony**, QB, South Carolina, 2000-01
 15 **Wright, Brad**, QB, New Mexico, 1982
 41 **Wright, Charles**, DB, Tulsa, 1988
 25 **Wright, Nahshon**, CB, Oregon State, 2021
 85/70 **Wright, Rayfield**, TE/T, Fort Valley State, 1967-79
 73 **Wright, Steve**, T, Northern Iowa, 1981-82
 92 **Wynn, Jarius**, DE, Georgia, 2013

Y

- 78 **Youmans, Maury**, DE, Syracuse, 1964-65
 30 **Young, Charles**, RB, North Carolina State, 1974-76
 75 **Young, Ryan**, T, Kansas State, 2003
 76 **Young, Sam**, T, Notre Dame, 2010

Z

- 93 **Zellner, Peppi**, DE, Fort Valley State, 1999-02
 6 **Zendejas, Luis**, K, Arizona State, 1987-89
 72 **Zentic, Mike**, C, Oklahoma State, 1987
 66 **Zimmerman, Jeff**, G, Florida, 1987-90
 2 **Zuerlein, Greg**, K, Missouri Western, 2020-21

Cowboys All-Time Roster by Number

- 1
Herrera, Efen, K, 1974, 1976-77
Septien, Rafael, K, 1978-86
Bready, Kerry, K, 1987
Willis, Ken, K, 1990-91
McBriar, Mat, P, 2004-11
Niswander, Hunter, P, 2020-21
 (Niswander also wore #7)
Wilson, Cedrick, WR, 2018-21
 (Wilson also wore #11 and #16)

- 2
Elliott, Lin, K, 1992-93
Wright, Anthony, QB, 2000-01
Cortez, Jose, K, 2005
Brown, Kris, K, 2011
Moorman, Brian, P, 2012
Nugent, Mike, K, 2017
Maher, Brett, K, 2018-19
Zuerlein, Greg, K, 2020-21

- 3
Miller, Jim, P, 1983-84
Walsh, Steve, QB, 1989-90
Murray, Eddie, K, 1993, 1999
Cunningham, Richie, K, 1997-99
Cundiff, Billy, K, 2002-05
Kitna, Jon, QB, 2009-11, 2013
Weeden, Brandon, QB, 2014-15
Sanchez, Mark, QB, 2016
White, Mike, QB, 2018
Forbath, Kai, K, 2019
Gilbert, Garrett, QB, 2020
Hajrullahu, Lirim, K

- 4
Saxon, Mike, P, 1985-92
Gowin, Toby, P, 1997-99, 2003
Knorr, Micah, P, 2000-02
Suisham, Shaun, K, 2005-06, 2009
Prescott, Dak, QB, 2016-21

- 5
Warren, John, P, 1983-84
Stoerner, Clint, QB, 2000-02
Bollinger, Brooks, QB, 2008
Bailey, Dan, K, 2011-17
Anger, Bryan, P, 2021

- 6
Zendejas, Luis, K, 1987-89
Seder, Tim, K, 2000-01
Folk, Nick, K, 2007-09
Jones, Chris, P, 2011-20
Wilson, Donovan, S, 2019-21
 (Wilson also wore #37)

- 7
Beuerlein, Steve, QB, 1991-92
Milen, Hugh, QB, 1993
Cunningham, Randall, QB, 2000
Hutchinson, Chad, QB, 2002-03
Henson, Drew, QB, 2004-05
Gramatica, Martin, K, 2006
McGe, Stephen, QB, 2009-11
Showers, Jameill, QB/S, 2015, 2018
 (Showers also wore #28)
Rush, Cooper, QB, 2017-19, 2020-21
 (Rush also wore #10)
DiNucci, Ben, QB, 2020
Niswander, Hunter, P, 2020-21
Diggs, Trevon, CB, 2021
 (Diggs also wore #27)

- 8
Sawyer, Buzz, P, 1987
Aikman, Troy, QB, 1989-00

- 9
Hoopes, Mitch, P, 1975
Ruzek, Roger, K, 1987-89
Kupp, Craig, QB, 1991
Peete, Rodney, QB, 1994
Gonzalez, Daniel, QB, 1998
Hilbert, Jon, K, 2001
Romo, Tony, QB, 2003-16
Smith, Jaylon, LB, 2016-21
 (Smith also wore #54)

- 10
Widby, Ron, P, 1968-71
 (Widby also wore #12)
Carrell, Duane, P, 1974
Collier, Reggie, QB, 1986
Armstrong, Jimmy, DB, 1987
 (Armstrong also wore #35)
Secules, Scott, QB, 1988
Hodson, Tommy, QB, 1994
Baker, Jon, K, 1995

- Cantrell, Barry**, P, 2000
Filipovic, Filip, P, 2002
Williams, Teddy, WR, 2010
Vaughan, Dustin, QB, 2014
Switzer, Ryan, WR, 2017
Austin, Tavon, WR, 2018-19
Rush, Cooper, QB, 2017-19, 2020-21
 (Rush also wore #7)

- 11
Heinrich, Don, QB, 1960
Humphrey, Buddy, QB, 1961
Gibbs, Sonny, QB, 1963
Villanueva, Danny, P/K, 1965-67

- Belden, Bob**, QB, 1969-70
White, Danny, QB/P, 1976-88
Wilson, Wade, QB, 1995-97
 (Wilson also wore #18)
Quinn, Mike, QB, 1998-99
Bledsoe, Drew, QB, 2005-06
Williams, Roy, WR, 2008-10
Owusu-Ansah, Akwasi, S, WR, 2010
 (Owusu-Ansah also wore #27)
Beasley, Cole, WR, 2012-18
Wilson, Cedrick, WR, 2018-20
 (Wilson also wore #16)
Parsons, Micah, LB, 2021

- 12
Roach, John, QB, 1964
Widby, Ron, P, 1968-71
 (Widby also wore #10)
Staubach, Roger, QB, 1969-79

- 13
Rhyme, Jerry, QB, 1965-68
Vanderjagt, Mike, K, 2006
Armstrong, Anthony, WR, 2012
Whitehead, Lucky, WR, 2015-16
Gallup, Michael, WR, 2018-21

- 14
LeBaron, Eddie, QB, 1960-63
Morton, Craig, QB, 1965-74
Hogeboom, Gary, QB, 1980-85
McDonald, Paul, QB, 1986-87
Austin, Miles, WR, 2006-13
 (Austin also wore #19)
Johnson, Brad, QB, 2007-08
Greisen, Chris, QB, 2010, 2011
Smith, Rodney, WR, 2015
Lenoir, Lance, WR, 2017, 2018
Dalton, Andy, QB, 2020
Cox, Jabril, LB, 2021

- 15
Fritsch, Toni, K, 1971-73, 1975
Wright, Brad, QB, 1982
Burbage, Cornell, WR, 1987-89
 (Burbage also wore #89 and #82)
Laufenberg, Babe, QB, 1989-90
Johnson, Manuel, WR, 2010
Holmes, Andre, WR, 2011-12
Spurlock, Micheal, WR, 2013
Street, Devin, WR, 2014-15
Thompson, Deonte, WR, 2018
Smith, Devin, WR, 2019
Grier, Will, CB, 2021

16
Pelluer, Steve, QB, 1984-88
Hodge, Damon, WR, 2000
Leaf, Ryan, QB, 2001
Testaverde, Vinny, QB, 2004
Holley, Jesse, WR, 2010-11
Cassei, Matt, QB, 2015
Mayle, Vince, WR, 2015, 2016
 (Mayle also wore #85)
Wilson, Cedrick, WR, 2018-21
 (Wilson also wore #11 and #1)

17
Meredith, Don, QB, 1960-68
Clark, Mike, K, 1968-71, 1973
 (Clark also wore #83)
Carmichael, Harold, WR, 1984
Garrett, Jason, QB, 1993-99
Carter, Quincy, QB, 2001-03
Hurd, Sam, WR, 2006-10
Harris, Dwayne, WR, 2011-14
Moore, Kellen, QB, 2015-17
Hurns, Allen, WR, 2018
Turner, Malik, WR, 2020-21

18
Lothridge, Billy, P/QB, 1964
Carano, Glenn, QB, 1977-83
Snyder, Loren, QB, 1987
Stoudt, Cliff, QB, 1990-91
Kosar, Bernie, QB, 1993
Boniol, Chris, K, 1994-96
Wilson, Wade, QB, 1995-97
 (Wilson also wore #11)
Copper, Terrance, WR, 2004-05
Buehler, David, K, 2009-11
Orton, Kyle, QB, 2012-13
Kazee, Damontae, S, 2021

19
Rentzel, Lance, WR, 1967-70
Alworth, Lance, WR, 1971-72
Longley, Clint, QB, 1974-75
Sweeney, Kevin, QB, 1987-88
Jett, John, P, 1993-96
Johnson, Keyshawn, WR, 2004-05
Austin, Miles, WR, 2006-13
 (Austin also wore #14)
Butler, Brice, WR, 2015-17, 2018
Cooper, Amari, WR, 2018-21

20
Bercich, Bob, S, 1960-61
Overton, Jerry, S, 1963
Renfro, Mel, DB/RB, 1964-77
Springs, Ron, RB, 1979-84
Livingston, Bruce, DB, 1987
Horton, Ray, S, 1989-92
Williams, Sherman, RB, 1995-99
Kaiser, Jason, S, 1999
Sparks, Phillippi, CB, 2000
Ross, Derek, CB, 2002-03
 (Ross also wore #21)
Anderson, Richie, RB, 2003-04
Pile, Willie, S, 2005
Ball, Alan, CB, 2007-11
Coe, Michael, CB, 2012
Webb, B.W., CB, 2013
Patmon, Tyler, CB, 2014-15
 (Patmon also wore #26)
McFadden, Darren, RB, 2015-17
Campbell, Ibraheim, S, 2018
Thompson, Darian, S, 2018-20, 2021
 (Thompson also wore #23)
Pollard, Tony, RB, 2019-21

21
Gregory, Glenn, WR/DB, 1961-62
Daniels, Dick, S, 1966-68
 (Daniels also wore #45)
Parks, Billy, WR, 1972
Dennison, Doug, RB, 1974-78
Howard, Carl, CB, 1984

Adams, David, RB, 1987
Higgs, Mark, RB, 1988
Dixon, James, WR/RB, 1989-91
 (Dixon also wore #86)
Brice, Alundis, CB, 1995-96
 (Brice also wore #23 and #29)
Sanders, Deion, CB/WR, 1995-99
Scott, Lynn, S, 2001-05
 (Scott also wore #38)

Ross, Derek, CB, 2002-03
 (Ross also wore #20)
Jones, Julius, RB, 2004-07
Jones, Adam, CB, 2008
Jenkins, Mike, CB, 2008-12
 (Jenkins also wore #31)
Randle, Joseph, RB, 2013-15
Mitchell, Terrance, CB, 2015
Elliott, Ezekiel, RB, 2016-21

22
Butler, Bill, S, 1960
Bullocks, Amos, RB, 1962-64
Hayes, Bob, WR, 1965-74
Manning, Wade, CB, 1979
Peoples, George, RB, 1982
Scott, Victor, DB, 1984-88
Smith, Emmitt, RB, 1990-02

23
Lewis, Woodley, WR, 1960
Johnson, Mike, CB, 1966-69
Adkins, Margene, WR, 1970-71
Montgomery, Mike, RB/WR, 1972-73
Jones, James, RB, 1980-82, 1984-85
Holloway, Johnny, CB, 1986
Williams, Robert, CB, 1987-93
Bailey, Robert, CB, 1995
Brice, Alundis, CB, 1995-96
 (Brice also wore #21 and #29)

Frazier, Derrick, CB, 1996
Mathis, Kevin, CB, 1997-99
Goodrich, Dwayne, CB, 2000-02
Cason, Aveyon, RB, 2003
Oglesby, Evan, CB, 2007
Choice, Tashard, RB, 2008-11
Morris, Sammy, RB, 2011
Lewis, LeQuan, CB, 2012
Agnew, Vince, CB, 2012
Hamilton, Jakar, S, 2013-14
White, Corey, CB, 2015
Turbin, Robert, RB, 2015
McFadden, Leon, CB, 2016
Benwikere, Bené, CB, 2017
Robinson, Tyree, S, 2018
Thompson, Darian, S, 2018-20, 2021
 (Thompson also wore #20)

24
Mooty, Jim, CB, 1960
Smith, J.D., RB, 1965-66
Homan, Dennis, WR, 1968-70
Blackwell, Alois, RB, 1978-79
Walls, Everson, CB, 1981-89
Brown, Larry, CB, 1991-95, 1998
 (Brown also wore #34)
Harper, Roger, S, 1996
Stoutmire, Omar, S, 1997-98
Adams, Vashone, S, 1999
Dixon, Tony, S, 2001-05
 (Dixon also wore #25)
Barber III, Marion, RB, 2005-10
Fiammetta, Tony, FB, 2011
Claiborne, Morris, CB, 2012-16
Carroll, Nolan, CB, 2017
Awuzie, Chidobe, CB, 2017-20
 (Awuzie also wore #33)
Joseph, Kelvin, CB, 2021

25
Mathews, Ray, WR, 1960
Nolan, Dick, S, 1962
Norton, Jerry, S, 1962
McDonald, Tommy, WR, 1964

Logan, Obert, S, 1965-66
Shy, Les, RB, 1966-69
 (Shy also wore #46)
Kyle, Aaron, CB, 1976-79
Hill, Rod, CB, 1982-83
Tautalatasi, Junior, RB, 1989
Lassic, Derrick, RB, 1993-94
Case, Scott, S, 1995
Williams, Charlie, S, 1995-00
 (Williams also wore #42)
Jones, Jermaine, CB, 2002
Powell, Jemeel, CB, 2003
Thornton, Bruce, CB, 2004
Dixon, Tony, S, 2001-05
 (Dixon also wore #24)
Watkins, Patrick, S, 2006-09
Walker, Frank, CB, 2011
Dunbar, Lance, RB, 2012-16
Woods, Xavier, S, 2017-20
Wright, Nahshon, CB, 2021

26
Dial, Buddy, WR, 1964-66
Adderley, Herb, CB, 1970-72
Pearson, Preston, RB, 1975-80
Downs, Michael, S, 1981-88
Palmer, Paul, RB, 1989
Smith, Kevin, CB, 1992-99
26, cont.
Sanchez, Jeff, CB, 2003
Daivson, Andrew, CB, 2003
Glenn, Aaron, CB, 2005-06
Hamlin, Ken, S, 2007-09
Elam, Abram, S, 2006, 2011
 (Elam also wore #37)
Peprah, Charlie, S, 2012
Allen, Will, S, 2013
Moore, Sterling, S, 2012, 2013-14
 (Moore also wore #30)
Patmon, Tyler, CB, 2014-15
 (Patmon also wore #20)
Thomas, Josh, CB, 2015
Jackson, Darius, RB, 2018
Jones, Josh, S, 2019
Lewis, Jourdan, CB, 2017-21
 (Lewis also wore #27)

27
Gaechter, Mike, S, 1962-69
Thomas, Bill, RB, 1972
Fellows, Ron, CB, 1981-86
Haynes, Tommy, S, 1987
Richards, Curvin, RB, 1991-92
Everett, Thomas, S, 1992-93
 (Everett also wore #31)
Tremble, Greg, S, 1995
Mobley, Singor, S, 1997-99
Edwards, Mario, CB, 2000-03
George, Eddie, RB, 2004
Brown, Courtney, S, 2007-08
White, Marvin, S, 2009
Garndon, Clctis, CB, 2009
Owusu-Ansah, Akwasi, S, WR, 2010
 (Owusu-Ansah also wore #11)
Frampton, Eric, S, 2012
Wilcox, J.J., S, 2013-16
Lewis, Jourdan, CB, 2017-21
 (Lewis also wore #26)
Diggs, Trevon, CB, 2020-21
 (Diggs also wore #7)
Kearse, Jayron, S, 2021

28
Granger, Norm, RB, 1984
Blount, Alvin, RB, 1987
Stewart, Curtis, RB, 1989
Woodson, Darren, S, 1992-03
Thompson, Tyson, RB, 2005-07
Jones, Felix, RB, 2008-12
Williams, Trey, RB, 2015, 2017
 (Williams also wore #34)
Swanson, Dax, CB, 2016

#28, cont.

Showers, Jameill, S/QB, 2015, 2018
(Showers also wore #7)
Worley, Darryl, CB, 2020
Robinson, Rashard, CB, 2020
Hooker, Malik, S, 2021

29

Lavette, Robert, RB, 1985-87
Green, Alex, CB, 1987
(Green also wore #48)
Johnson, Udra, RB, 1989
Gant, Kenneth, CB, 1990-94
Brice, Alundis, CB, 1995-96
(Brice also wore #21 and #23)
Billups, Terry, CB, 1998
Akins, Chris, S, 1999-00
Myers, Greg, S, 2000
Dantzier, Woodrow, RB, 2002
Murrell, Adrian, RB, 2003
Bates, Michael, WR/KR, 2003
Davis, Keith, S, 2002, 2004-08
(Davis also wore #40)

Murray, DeMarco, RB, 2011-14
Olatoye, Deji, CB, 2015
Goodwin, C.J., CB, 2018-21

30

Dowdle, Mike, RB/LB, 1960-62
Van Raaphorst, Dick, K, 1964
Reeves, Dan, RB/QB, 1965-72
Young, Charles, RB, 1974-76
Newsome, Timmy, RB, 1980-88
Holt, Issiac, CB, 1989-92
Studstill, Darren, S, 1994
Teague, George, S, 1996, 1998-01
(Teague also wore #31)

Wheaton, Kenny, CB, 1997-99
Riley, Earl, S, 2000
Westbrook, Bryant, CB, 2002
Frazier, Lance, CB, 2004
Coleman, Alonzo, RB, 2008
Rossum, Allen, CB, 2009
Washington, Chauncey, RB, 2009, 2011
(Washington also wore #31)
Moore, Sterling, S, 2012, 2013-14
(Moore also wore #26)
Michael, Christine, RB, 2015
Brown, Anthony, CB, 2016-21

31

Cone, Fred, K, 1960
Marsh, Amos, RB, 1961-64
Stokes, Sim, WR, 1967
Brown, Otto, DB, 1969
Richardson, Gloster, WR, 1971
Barnes, Benny, DB, 1972-82
Allen, Gary, RB, 1983-84
Hill, Bill, CB, 1987
Owens, Billy, DB, 1988
Everett, Thomas, S, 1992-93
(Everett also wore #27)
Marion, Brock, S, 1993-97
Teague, George, S, 1996, 1998-01
(Teague also wore #30)

Williams, Roy, S, 2002-08
(Williams also wore #38)
Jenkins, Mike, CB, 2008-12
(Jenkins also wore #21)
Washington, Chauncey, RB, 2009, 2011
(Washington also wore #30)
Butler, Mario, CB, 2012
Pellerin, Micah, S, 2013, 2014
Jones, Byron, CB, 2015-19
Westry, Chris, CB, 2019-20
(Westry also wore #39)
Canady, Maurice, CB, 2021

32

Franckhauser, Tom, CB, 1960-61
Garrison, Walt, RB, 1966-74
Thurman, Dennis, DB, 1978-85
Jackson, Tim, S, 1989

Highsmith, Alonzo, FB, 1990-91
Thomas, Blair, RB, 1994
Hughes, Tyrone, CB, 1998
Wiley, Michael, RB, 2000-02
Lee, ReShard, RB, 2004
Thomas, Anthony, RB, 2005
Coleman, Marcus, S, 2006
Crockett, Zack, RB, 2007
Scandrick, Orlando, CB, 2008-17
Olumba, Donovan, CB, 2019
Smith, Saivion, CB, 2020
Clement, Corey, RB, 2021

33

Babb, Gene, LB/RB, 1960-61
Hayes, Wendell, RB, 1963
Wayt, Russell, LB, 1965
Thomas, Duane, RB, 1970-71
Pinder, Cyril, RB, 1973
Percival, Mac, K, 1974
Dorsett, Tony, RB, 1977-87
Brown, Eric, DB, 1989
Smith, Timmy, RB, 1990
Bell, Jason, CB, 2001
Jones, Nathan, CB, 2004-07
Greenwood, Chris, CB, 2013
Awuzie, Chidobe, CB, 2017-20
(Awuzie also wore #24)
Burton, Deante, CB, 2019, 2020, 2021

34

Doelling, Fred, S, 1960
Douglas, Merrill, RB, 1961
Green, Cornell, DB, 1962-74
Mitchell, Aaron, CB, 1979-80
Hunter, Monty, S, 1982
Walker, Herschel, RB, 1986-89,
1996-97
Agee, Tommie, FB, 1990-94
Brown, Larry, CB, 1991-95, 1998
(Brown also wore #24)
Lester, Tim, FB, 1999
Martin, Jamar, FB, 2002-03
Parrish, Tony, S, 2006
Anderson, Deon, FB, 2007-09
Tanner, Phillip, RB, 2011-13
Jackson, Darius, RB, 2016
(Jackson also wore #26)
Williams, Trey, RB, 2015, 2017
(Williams also wore #28)
Decoud, Treston, CB, 2018
Dowdle, Rico, RB, 2020-21

35

Kowalczyk, Walt, RB, 1960
Lockett, J.W., RB, 1961-62
Gent, Pete, WR/TE, 1964-68
Hill, Calvin, RB, 1969-74
Laidlaw, Scott, RB, 1975-79
McSwain, Chuck, RB, 1983-84
Armstrong, Jimmy, DB, 1987
(Armstrong also wore #10)
Scott, Kevin, RB, 1989
Davis, Wendell, CB, 1996-99
Chancey, Robert, RB, 1999
Hambrick, Troy, RB, 2000-03
(Hambrick also wore #42)
McKie, Jason, FB, 2002
Reeves, Jacques, CB, 2004-07
Battle, Tra, S, 2008
Miller, Lonyae, RB, 2010
Frazier, Kavon, S, 2016-19

36

Bielski, Dick, TE, 1960-61
Williams, Joe, RB, 1971
Brinson, Larry, RB, 1977-79
Albritton, Vince, S/LB, 1984-91
Ross, Dominique, RB, 1995-96
Smith, Tarik, RB, 1998-99
Taylor, Tony, RB, 2001
Barnes, Darian, FB, 2004
Butler, Quincy, CB, 2006, 2008

Stone, Darren, S, 2008
Hamlin, Michael, S, 2009-10
Sendejo, Andrew, S, 2010
Silva, Mana, S, 2011-12
Brown, Kyron, CB, 2021

37

Dunn, Perry Lee, RB, 1964-65
Clark, Phil, DB, 1967-69
Thomas, Ike, CB, 1971
Morgan, Dennis, RB, 1974
Jensen, Jim, RB, 1976
White, Gerald, FB, 1987
Washington, James, S, 1990-94
Vaughn, Lee, DB, 1997
Williams, Tyrone, CB, 2004
Elam, Abram, S, 2006, 2011
McCann, Bryan, CB, 2010-11
Johnson, Matt, S, 2012-13
Spillman, C.J., S, 2014
Wilson, Donovan, S, 2019-21
(Wilson also wore #6)

38

Baker, Sam, P/K, 1962-63
Williams, John, FB, 1985
Francis, Ron, CB, 1987-90
Hall, Chris, S, 1993
Lang, David, RB, 1995
Hawthorne, Duane, CB, 1999-02
Scott, Lynn, S, 2001-05
(Scott also wore #21)
Williams, Roy, S, 2002-08
(Williams also wore #31)
Heath, Jeff, S, 2013-19
Mukuamu, Israel, S, 2021

39

Jones, E.J., RB, 1987
Sargent, Broderick, FB, 1989
Perryman, Robert, FB, 1990
Smith, Donald, S, 1991
Gainer, Derrick, RB, 1992-93
Neufeld, Ryan, FB, 1999
Polite, Lousaka, FB, 2004-06
Carr, Brandon, CB, 2012-16, 2020
Westry, Chris, S, 2019-20
(Westry also wore #31)
Coyle, Tyler, S, 2021

40

Harris, Jim, S, 1961
Stiger, Jim, RB, 1963-65
Conrad, Bobby Joe, WR, 1969
Strayhorn, Les, RB, 1973-74
Hurt, Eric, CB, 1980
Bates, Bill, S, 1983-97
Davis, Keith, S, 2002, 2004-08
(Davis also wore #29)
McCray, Danny, S, 2010-13, 2015
Parker, Steven, S, 2020

41

Livingston, Warren, CB, 1961-66
Waters, Charlie, DB, 1970-78, 1980-81
Coleman, Anthony, DB, 1987
Wright, Charles, DB, 1988
Thomas, Dave, CB, 1993-94
Larrimore, Kareem, CB, 2000-01
Dennis, Pat, CB, 2001
Newman, Terence, CB, 2003-11
Smith, Keith, LB/FB, 2014-17
(Smith also wore #56 and #57)
Armstrong, Ray-Ray, LB, 2019
Robinson, Reggie, S, 2020-21

42

Mcllhenny, Don, RB, 1960-61
Ridlon, Jim, S, 1963-64
Whitefield, A.D., RB, 1965-71
Welch, Claxton, RB, 1969-71
Hughes, Randy, S, 1975-80
Easmon, Ricky, DB, 1985

Clack, Darryl, RB, 1986-89
Smagala, Stan, DB, 1990-91
Wilson, Robert, FB, 1994
Williams, Charlie, S, 1995-00
(Williams also wore #25)
Warren, Chris, RB, 1998-00
Hambrick, Troy, RB, 2000-03
(Hambrick also wore #35)
Henry, Anthony, CB, 2005-08
Church, Barry, S, 2010-16
Neal, Keanu, LB, 2021

43
Perkins, Don, RB, 1961-68
Harris, Cliff, S, 1970-79
Patterson, Elvis, CB, 1993
Briggs, Greg, S, 1995
Reese, Izell, S, 1998-01
Sensabaugh, Gerald, S, 2009-12
Smith, Malcolm, LB, 2019
Kamara, Azur, LB, 2020-21
(Kamara also wore #54)
Smith, Ito, RB, 2021

44
Bishop, Don, CB, 1960-65
Newhouse, Robert, FB, 1972-83
Gowdy, Cornell, DB, 1986
Courville, Vince, WR, 1987
(Courville also wore #81)
Brooks, Michael, S, 1990
Coleman, Lincoln, RB, 1993-94
Thomas, Robert, LB/FB, 1998-02
(Thomas also wore #59)
Hannah, Rodney, TE, 2008
Gronkowski, Chris, FB, 2010
Clutts, Tyler, FB, 2013-15
Bernard, Francis, LB, 2020-21
(Bernard also wore #53)
McQuaide, Jake, LS, 2021

45
Dupre, L.G., RB, 1960-61
Daniels, Dick, S, 1966-68
(Daniels also wore #21)
Flowers, Richmond, S, 1969-71
Robinson, Larry, RB, 1973
Woolsey, Rolly, DB, 1975
Wilson, Steve, WR/CB, 1979-81
(Wilson also wore #81)
Hendrix, Manny, CB, 1986-91
Sualua, Nicky, FB, 1997-98
Solwold, Mike, TE, 2001
Chapas, Shaun, FB, 2011
Smith, Rod, RB, 2015-18
Olonilua, Sewo, FB, 2020-21

46
Shy, Les, RB, 1966-69
(Shy also wore #25)
Baynham, Craig, RB, 1967-69
Washington, Mark, CB, 1970-78
Solomon, Roland, S, 1980
Fowler, Todd, FB, 1985-88
Blake, Ricky, RB, 1991
Fishback, Joe, S, 1993-94
Whalen, James, TE, 2000-03
(Whalen also wore #81, #82, #83)
Bickerstaff, Erik, RB, 2003
Condo, Jon, LS, 2005
Hoyte, Oliver, FB/LB, 2006-07
(Hoyte also wore #53)
Morris, Alfred, RB, 2016-17
Chunn, Jordan, RB, 2019
Ralston, Nick, FB, 2021

47
Moegle, Dick, S, 1961
Clinkscale, Dextor, S, 1980, 1982-85
Scott, Chuck, WR, 1987
Holmes, Clayton, CB, 1992-95
McNeil, Ryan, CB, 2000
Hunter, Pete, CB, 2002-04
Vickers, Lawrence, FB, 2012

48
Green, Alex, CB, 1987
(Green also wore #29)
Johnston, Daryl, FB, 1989-99
Witherspoon, Terry, FB, 2001
Barrow, Micheal, LB, 2005
Thomas, Joe, LB, 2018-20

49
Dean, Kent, TE, 1988
Huggins, Johnny, TE, 2001
Pierce, Brett, TE, 2004-05
(Pierce also wore #88)
Olawale, Jamize, FB, 2018-19
Bunting, Ian, TE, 2021

50
Tubbs, Jerry, LB, 1960-67
Lewis, D.D., LB, 1968, 1970-81
Rohrer, Jeff, LB, 1982-87
Hendrickson, Steve, LB, 1989
(Hendrickson also wore #58)
Harper, Dave, LB, 1990
Brownlow, Darrick, LB, 1991, 1994
(Brownlow also wore #59)
Abrams, Bobby, LB, 1992-93
Shiver, Clay, C, 1996-98
Tolbert, Brandon, LB, 1998-00
(Tolbert also wore #53)
Brooks, Jamal, LB, 2001-03
Fujita, Scott, LB, 2005
Ayodele, Akin, LB, 2006-07
(Ayodele also wore #51)
Rogers, Justin, LB, 2007-08
Lee, Sean, LB, 2010-20

51
Braatz, Tom, LB, 1960
Hoyem, Lynn, C/G, 1962-63
Manders, Dave, C, 1964-66, 1968-74
Dickerson, Anthony, LB, 1980-84
Jones, Dale, LB, 1987
Swan, Russ, LB, 1987
(Swan also wore #57)
Norton, Ken, LB, 1988-93
Thomas, Broderick, LB, 1996-98
Adams, Keith, LB, 2001-02
(Adams also wore #53)
Hardy, Kevin, LB, 2002
Singleton, Al, LB, 2003-06
Ayodele, Akin, LB, 2006-07
(Ayodele also wore #50)
Brooking, Keith, LB, 2009-11
Wilber, Kyle, LB, 2012-17
Reid, Caraut, DT, 2018
Hyder, Kerry, DT, 2019
Redmond, Adam, C, 2018-20
(Redmond also wore #61)

52
Hansen, Wayne, LB, 1960
Edwards, Dave, LB, 1963-75
Eidson, Jim, G/C, 1976
Shaw, Robert, C, 1979-81
McLean, Scott, LB, 1983
Cannon, Billy, LB, 1984
Duliban, Chris, LB, 1987
Hurd, Jeff, LB, 1987
(Hurd also wore #58)
Scott, Sean, LB, 1988
Pruitt, Mickey, LB, 1991-92
Schwartz, Jim, LB, 1994-96
Coakley, Dexter, LB, 1997-04
Johnson, Al, C, 2003-06
(Johnson also wore #62)
Polk, Carlos, LB, 2008
Williams, Leon, LB, 2010
Connor, Dan, LB, 2012
Durant, Justin, LB, 2013-14, 2016, 2017
(Durant also wore #56)
Gachkar, Andrew, LB, 2015-16
Williams, Connor, G, 2018-21

53
Connelly, Mike, C, 1960-67
(Connelly also wore #54)
Simmons, Dave, LB, 1968
Whittingham, Fred, LB, 1969
Babinecz, John, LB, 1972-73
Breunig, Bob, LB, 1975-84
Jax, Garth, LB, 1986-88
Simmons, Victor, LB, 1987
Elam, Onzy, LB, 1989
Shannon, Randy, LB, 1989-90
(Shannon also wore #94)
Stepnoski, Mark, C, 1989-94, 1999-01
(Stepnoski also wore #70)
Donaldson, Ray, C, 1995-96
Tolbert, Brandon, LB, 1998-00
(Tolbert also wore #50)
Adams, Keith, LB, 2001-02
(Adams also wore #51)
Thornton, Kalen, LB, 2004-05
Glymph, Junior, LB, 2005-06
(Glymph also wore #78)
Hoyte, Oliver, FB/LB, 2006-07
(Hoyte also wore #46)
Octavien, Steve, LB, 2008-09
Lawrence, Cameron, LB, 2013-14
Nzeocha, Mark, LB, 2015-16
March, Justin, LB, 2017-20
(March also wore #59)
Smith, Rashad, LB, 2020
Bernard, Francis, LB, 2020-21
(Bernard also wore #44)

54
Connelly, Mike, C, 1960-67
(Connelly also wore #53)
Howley, Chuck, LB, 1961-73
White, Randy, DT/LB, 1975-88
Solomon, Jesse, LB, 1989-90
Fieldings, Anthony, LB, 1995
Hardy, Darryl, LB, 1995, 1997
Hambrick, Darren, LB, 1998-01
Cerqua, Marc, LB, 2001
O'Neil, Keith, LB, 2003-04
Caver, Quinton, LB, 2005
Carpenter, Bobby, LB, , 2006-09
Cummings, Kenwin, LB, 2010
Carter, Bruce, LB, 2011-14
Smith, Jaylon, LB, 2016-20
(Smith also wore #9)
Kamara, Azur, DE, 2020-21
(Kamara also wore #43)

55
Jordan, Lee Roy, LB, 1963-76
Huther, Bruce, LB, 1977-80, 1983
(Huther also wore #57)
Spradin, Danny, LB, 1981-82
DeOssie, Steve, LB, 1984-88
Flaherty, Harry, LB, 1987
Del Rio, Jack, LB, 1989-91
Jones, Robert, LB, 1992-95
Strickland, Fred, LB, 1996-98
Hall, Lemanski, LB, 1999
Steele, Markus, LB, 2001-03
Fowler, Ryan, LB, 2004-06
Thomas, Zach, LB, 2008
Albright, Alex, LB, 2011-12
Jones, Edgar, DE, 2013
McClain, Rolando, LB, 2014-15
Paea, Stephen, DT, 2017
Vander Esch, Leighton, LB, 2018-21

56
Patera, Jack, LB, 1960-61
Long, Bob, LB, 1962
Hays, Harold, LB, 1963-67
Stincic, Tom, LB, 1969-71
Barnes, Rodrigo, LB, 1973-74
Henderson, Thomas, LB, 1975-79
Roe, Bill, LB, 1980
Lockhart, Eugene, LB, 1984-90
Roper, John, LB, 1993

#56, cont.

Barnes, Reggie, LB, 1995
 Godfrey, Randall, LB, 1996-99
 Grant, Orantes, LB, 2000-01
 James, Bradie, LB, 2003-11
 McSurdy, Caleb, LB, 2012
 Vega, Jason, DE, 2013
 Wilson, Martez, DE, 2013
 Toomer, Korey, LB, 2014
 Dobbins, Tim, LB, 2014
 Watson, Dekoda, LB, 2014
 Durant, Justin, LB, 2013-14, 2016, 2017
 (Durant also wore #52)
 Smith, Keith, LB/FB, 2014-17
 (Smith also wore #41 and #57)
 Elliott, Jayrone, LB, 2017
 Jones, Datone, DT, 2017-18
 Jackson, Joe, DE, 2019
 Anae, Bradlee, DE, 2020-21

57

Walker, Malcolm, C, 1966-69
 Keller, Mike, LB, 1972
 Walker, Louie, LB, 1974
 Davis, Kyle, C, 1975
 Huther, Bruce, LB, 1977-80, 1983
 (Huther also wore #55)
 King, Angelo, LB, 1981-83
 Turner, Jimmie, LB, 1984
 Burton, Ron, LB, 1987-89
 Swan, Russ, LB, 1987
 (Swan also wore #51)
 Smith, Vinson, LB, 1990-92, 1997
 Campos, Alan, LB, 1996
 Smith, Myron, LB, 1998
 Coryatt, Quentin, LB, 1999
 Wortham, Barron, LB, 2000
 Mackey, Louis, LB, 2001-02
 (Mackey also wore #58)
 Burnett, Kevin, LB, 2005-08
 Butler, Victor, LB, 2009-12
 Holloman, DeVonte, LB, 2013-14
 Smith, Keith, LB/FB, 2014-17
 (Smith also wore #41 and #56)
 Wilson, Damien, LB, 2015-18
 Gifford, Luke, LB, 2019-21

58

Peterson, Calvin, LB, 1974-75
 Hegman, Mike, LB, 1976-88
 Hurd, Jeff, LB, 1987
 (Hurd also wore #52)
 Hendrickson, Steve, LB, 1989
 (Hendrickson also wore #50)
 Edwards, Dixon, LB, 1991-95
 Hemsley, Nate, LB, 1997-99
 Bowden, Joe, LB, 2000
 Mackey, Louis, LB, 2001-02
 (Mackey also wore #57)
 Grau, Jeff, LS, 2002
 Shanle, Scott, LB, 2003-05
 Williams, Jason, LB, 2009-10
 Lemon, Orié, LB, 2012, 2013
 (Lemon also wore #98)
 Bosworth, Kyle, LB, 2013
 Anderson, James, LB, 2014
 Crawford, Jack, DE, 2014-16
 Moore, Damontre', DE, 2017
 Johnson, Tre'von, LB, 2017
 Quinn, Robert, DE, 2019
 Smith, Aldon, DE, 2020
 Faoliu, Austin, DE, 2021

59

Hutcherson, Ken, LB, 1974
 Capone, Warren, LB, 1975
 Brown, Guy, LB, 1977-82
 Walter, Mike, LB, 1983
 Penn, Jesse, LB, 1985-87
 Timmer, Kirk, LB, 1987
 Cobb, Garry, LB, 1988-89
 Brownlow, Darrick, LB, 1991, 1994
 (Brownlow also wore #50)

Smith, Darrin, LB, 1993-96
 Thomas, Robert, LB/FB, 1998-02
 (Thomas also wore #44)
 Nguyen, Dat, LB, 1999-05
 Williams, Brandon, LB, 2010
 Sims, Ernie, LB, 2012-13
 Hitchens, Anthony, LB, 2014-17
 Covington, Chris, LB, 2018-19
 March, Justin, LB, 2017-20
 (March also wore #53)
 Golston, Chauncey, DE, 2021

60

Guy, Buzz, G, 1960
 Isbell, Joe Bob, G, 1962-65
 Burkett, Jackie, LB, 1968-69
 Kiner, Steve, LB, 1970
 Caffey, Lee Roy, LB, 1971
 Killian, Gene, G, 1974
 Randall, Tom, G, 1978
 Smerek, Don, DL, 1981-87
 Hamel, Dean, DT, 1989-90
 Hill, Tony, DE, 1991-92
 (Hill also wore #90)
 Kennard, Derek, G, 1994-96
 Brymer, Chris, C/G, 1999
 Nix, John, DT, 2001-02
 Noll, Ben, G, 2004-05
 Parker, J'vonne, DT, 2006
 Stanley, Montavious, DT, 2006
 Kowalski, Kevin, C/G, 2011-12
 Coleman, Davon, DT, 2014-15

61

Putnam, Duane, G, 1960
 Green, Allen, P/K, 1961
 Nye, Blaine, G, 1968-76
 Cooper, Jim, OL, 1977-86
 Newton, Nate, G/T, 1986-98
 (Newton also wore #67)
 Garmon, Kelvin, G, 2000-02
 Conaty, Bill, C, 2003
 Nagy, Bill, G, 2011
 Redmond, Adam, C, 2018-20
 (Redmond also wore #51)
 Sweet, William, T, 2020

62

Healy, Don, DT, 1960-61
 (Healy also wore #78)
 Cvercko, Andy, G, 1961-62
 Poimboeuf, Lance, K, 1963
 Donohue, Leon, G, 1965-67
 Fitzgerald, John, C, 1971-80
 Baldinger, Brian, OL, 1982-84,
 1986-87
 Zentic, Mike, C, 1987
 Brotzki, Bob, T, 1988
 Oswald, Paul, G, 1988
 Tolbert, Tony, DL, 1989-97
 (Tolbert also wore #92)
 Hellestrae, Dale, OL, 1990-90
 (Hellestrae also wore #70)
 Parrish, James, T, 1993-94
 Mysliński, Tom, G/C, 1999
 Page, Craig, C, 2000
 Johnson, Al, C, 2003-06
 (Johnson also wore #52)
 Rivera, Marco, G, 2005-06
 Arkin, David, G, 2011-13
 Henry, Marcus, C, 2020

63

Falls, Mike, G, 1960-61
 Cole, Larry, DL, 1968-80
 Titensor, Glen, G, 1981-86, 1988
 Shields, Joe, OL, 1987
 Brinkley, Lester, DL, 1990
 Gesek, John, G, 1990-93
 (Gesek also wore #67)
 Flannery, John, G, 1995-97
 Kiselak, Michael, C/G, 1998-99
 Gibson, Aaron, T, 2001-02

Alford, Darnell, T, 2002
 DiNapoli, Genmaro, C, 2003
 Kosier, Kyle, G, 2006-11
 Cook, Ryan, G/C, 2012
 Gardner, Ben, DE, 2014
 Walker, Casey, DT, 2015
 Cleary, Emmett, T, 2016
 Biadasz, Tyler, C, 2020-21

64

Grottkau, Bob, G, 1961
 Liscio, Tony, T, 1963-64, 1966-71
 (Liscio also wore #72)
 Smith, Jim Ray, G/T, 1963-64
 Johnson, Mitch, G, 1965
 Hagen, Halvor, C/G, 1969-70
 Arneson, Jim, C/G, 1973-74
 Rafferty, Tom, G/C, 1976-89
 Lijja, George, C, 1987
 (Lijja also wore #67)
 Diaz, Jorge, G, 2000
 Stewart, Daleroy, DT, 2002-04
 Holland, Montrae, G, 2008-11
 Waters, Brian, G, 2013
 Cooper, Jonathan, G, 2016-17
 Light, Alex, T, 2020
 Senat, Greg, T, 2020

65

Schoenke, Ray, T, 1963-64
 Wilbur, John, T, 1966-69
 Stalls, Dave, DE, 1977-79
 Petersen, Kurt, G, 1980-85
 Westberry, Gary, C, 1987
 White, Bob, OL, 1987-89
 (White also wore #70)
 Slaton, Tony, G, 1990
 Stone, Ron, T, 1993-95
 Gurode, Andre, G/C, 2002-10
 Leary, Ronald, G, 2012-16
 Hyatt, Mitch, T, 2019-21

66

Husmann, Ed, DT, 1960
 Andrie, George, DE, 1962-72
 Lawless, Burton, G, 1975-79
 Wells, Norm, G, 1980
 Schultz, Chris, T, 1983, 1985
 Baker, Jesse, DE, 1986
 Gogan, Kevin, T, 1987-93
 Hutson, Tony, G, 1996-99
 Fricke, Ben, C, 1999-01
 (Fricke also wore #69)
 McKinney, Jeremy, G/T, 2002
 Ratliff, Jay, DE, 2005-13
 (Ratliff also wore #90)
 Johnson, Tank, NT, 2007-08
 (Johnson also wore #95)
 Saddler-McQueen, Jimmy, DE, 2010
 Geathers, Clifton, DE, 2010-11
 (Geathers also wore #96)
 Schaefering, Brian, DT, 2012
 Bishop, Ken, NT 2014-15
 (Bishop also wore #93)
 McGovern, Connor, G, 2019-21

67

Houser, John, C/G, 1960-61
 Kupp, Jake, G, 1964-65
 Toomay, Pat, DE, 1970-74
 Donovan, Pat, T, 1975-83
 Thompson, Broderick, G, 1985
 Newton, Nate, G/T, 1986-93
 (Newton also wore #61)
 Lijja, George, C, 1987
 (Lijja also wore #64)
 Walker, Gary, OL, 1987
 Shearin, Joe, C, 1987
 Smith, Sean, DT, 1989
 Gesek, John, G, 1990-93
 (Gesek also wore #63)
 Maryland, Russell, DT, 1991-95
 McIver, Everett, G, 1998-99

Berger, Joe, G, 2006-08
Costa, Phil, C, 2010-13
Hills, Tony, T, 2014
Mills, Jordan, T, 2015, 2020
(Mills also wore #68)
Miller, Wyatt, T, 2019
Smith, Eric, T, 2020

68
Reese, Guy, DT, 1962-63
Boeke, Jim, T, 1964-67
Scott, Herb, G, 1975-84
Ker, Crawford, G, 1985-90
Cornish, Frank, C, 1992-94
Batiste, Michael, DT/G, 1995
Ross, Oliver, T, 1998
Scarlett, Noel, DT, 2000
Lehr, Matt, G/C, 2001-04
Jamison, Vontrell, DE, 2005
Free, Doug, T, 2007-16
Ross, Daniel, DT, 2017-19
(Ross also wore #93)
Benenoch, Caleb, G, 2019
Mills, Jordan, T, 2020
(Mills also wore #67)
Farniok, Matt, G, 2021

69
Hegamin, George, T, 1994-97
Fricke, Ben, G/C, 1999-01
(Fricke also wore #66)
Tucker, Ross, G, 2002
Fabini, Jason, T, 2006
Preston, Duke, C, 2009
Irvin, Corvey, DT, 2013
Melton, Henry, DT, 2014
Knight, Brandon, G, 2019-21

70
McCreary, Bob, T, 1961
Memmelear, Dale, G, 1962-63
Sandeman, Bill, DT, 1966
Wright, Rayfield, TE/T, 1967-79
(Wright also wore #85)
Richards, Howard, G/T, 1981-86
White, Bob, OL, 1987-89
(White also wore #65)
Stepnoski, Mark, C, 1989-94, 1999-01
(Stepnoski also wore #53)
Hellestrae, Dale, OL, 1990-00
(Hellestrae also wore #62)
Collins, Javier, DT/T, 2001-03
Brooks, Ethan, T, 2005
Price, Marcus, T, 2005
Davis, Leonard, T, 2007-10
Loper, Daniel, G, 2011
Crawford, Tyrone, DT, 2012-20
(Crawford also wore #98)
Long, Jerome, DT, 2013
Nevis, Drake, DT, 2013
Kearse, Frank, DT, 2013
Martin, Zack, G, 2014-21

71
Dickson, Paul, T, 1960
Granger, Charlie, T, 1961
Talbert, Don, DE/OT, 1962, 1965, 1971
(Talbert also wore #72)
Townes, Willie, DE, 1966-68
Wallace, Rodney, G/T, 1971-73
Frederick, Andy, T, 1977-81
Tuinei, Mark, DT/DL, 1983-97
Dwyer, Mike, DT, 1987
Jackson, Alcender, G, 2000-01
Walter, Tyson, OL, 2002-04
Procter, Cory, G, 2005-09
Barron, Alex, T, 2010
Livings, Nate, G, 2012
Brown, Everette, DE, 2013
Hawkins, Donald, T, 2014
Collins, La'el, G/T, 2015-21

72
Herchman, Bill, DT, 1960-61
Talbert, Don, DE/OT, 1962, 1965, 1971
(Talbert also wore #71)
Liscio, Tony, T, 1963-64, 1966-71
(Liscio also wore #64)
Jones, Ed, DE, 1974-78, 1980-89
Cheek, Louis, OL, 1990
Sullivan, Mike, T, 1991
Childress, Ray, DT, 1996
Missouri, Dwayne, DE, 2001
Peterman, Stephen, G, 2004-05
Bowen, Stephen, DE, 2006-10
Callaway, Robert, DT, 2012
Frederick, Travis, C, 2013-19
Hill, Trysten, DT, 2019-21
(Hill also wore #97)

73
Fisher, Ray, T, 1960
Clark, Monte, T, 1962
Neely, Ralph, G/T, 1965-77
Wright, Steve, T, 1981-82
Kitson, Syd, G, 1984
Ploeger, Kurt, DL, 1986
Burnette, Dave, T, 1987
Noonan, Danny, DL, 1987-92
Allen, Larry, G/T, 1994-05
Clark Jeremy, DE, 2010
Bernadeau, Mackenzy, G, 2012-15
Looney, Joe, C, 2016-20

74
Lilly, Bob, DL, 1961-74

75
Fry, Bob, T, 1960-64
Pugh, Jethro, DT, 1965-78
Pozderac, Phil, T, 1982-87
Smith, Daryle, T, 1987-88
(Smith also wore #79)
Carter, Jon, DT, 1989
Casillas, Tony, DT, 1991-93, 1996-97
Noble, Brandon, DT, 1999-02
Young, Ryan, T, 2003
Wiley, Marcellus, DE, 2004
Colombo, Marc, T, 2005-10
Dockery, Derrick, G, 2011-12
(Dockery also wore #76)
Weems, Darrion, T, 2012-14
Davis, Ryan, DE, 2016
Bell, Byron, T, 2017
Fleming, Cameron, T, 2018-19
Erving, Cam, T, 2020
Ball, Josh, T, 2021

76
Gonzaga, John, DE, 1960
Nutting, Ed, T, 1963
Frank, Bill, T, 1964
Diehl, John, DT, 1965
Niland, John, G, 1966-74
Bethae, Larry, DL, 1978-83
Aughtman, Dowe, OL, 1984
Otto, Bob, DL, 1986
Zimmerman, Jeff, G, 1987-90
Veingrad, Alan, OL, 1991-92
Reynolds, Jerry, T, 1994
Adams, Fiozell, G/T, 1998-09
Young, Sam, T, 2010
Dockery, Derrick, G, 2011-12
(Dockery also wore #75)
Hardy, Greg, DE, 2015
Moore, Zach, DE, 2016
Ash, Richard, DE, 2016
Su'a-Filo, Xavier, G, 2018-19

77
Bradfute, Byron, T, 1960-61
Brock, Clyde, DT, 1962-63
Stephens, Larry, DE, 1963-67
(Stephens also wore #79)

Colvin, Jim, DT, 1964-66
East, Ron, DT, 1967-70
(East also wore #79)
Gregory, Bill, DL, 1971-77
Thornton, Bruce, DL, 1979-81
Jeffcoat, Jim, DE, 1983-94
Cisowski, Steve, T, 1987
Scifres, Steve, OL, 1997
Davis, Nathan, DT, 1998-99
(Davis also wore #99)
Page, Solomon, G/T, 1999-02
Tucker, Torrin, T, 2003-05
McQuistan, Pat, T, 2006-09
Smith, Tyron, T, 2011-21

78
Healy, Don, DT, 1960-61
(Healy also wore #62)
Meyers, John, DT, 1962-63
Youmans, Mauro, DE, 1964-65
Asher, Bob, T, 1970
Walton, Bruce, G, 1973-75
Schaum, Greg, DE, 1976
Dutton, John, DL, 1979-86
Widell, Dave, T, 1988-89
Lett, Leon, DL, 1991-00
Vollers, Kurt, T, 2002-04
Glymph, Junior, LB, 2005-06
(Glymph also wore #53)
Marten, James, T, 2007
Parnell, Jermy, T, 2010-14
Brown, Charles, T, 2015
Edwards, Kadeem, G, 2017-18
Wichmann, Cody, G, 2019
Steele, Terence, T, 2020-21

79
Klein, Dick, T, 1960
Frost, Ken, DT, 1961-62
Stephens, Larry, DE, 1963-67
(Stephens also wore #77)
East, Ron, DT, 1967-70
(East also wore #77)
Gregg, Forrest, G/T, 1971
Martin, Harvey, DE, 1973-83
Hunt, John, G/T, 1984
Cesario, Sal, G, 1987
Smith, Daryle, T, 1987-88
(Smith also wore #75)
Broughton, Willie, DT, 1989-90
Williams, Erik, T, 1991-00
Dorsey, Char-ron, T, 2001-02
McFadden, Marques, T, 2002
Rogers, Jacob, T, 2004
Petitti, Rob, T, 2005
Brewster, Robert, T, 2009-10
Bass, Ben, DT, 2012
Boatright, Kenneth, DE, 2014
Green, Chaz, OL, 2015-17
Ehinger, Parker, G, 2018
Hamilton, Justin, DT, 2019, 2020, 2021
Bennett, Michael, DL, 2019
Nsekhe, Ty, T, 2021

80
Murchison, Ola Lee, WR, 1961
Folkins, Lee, TE, 1962-64
(Folkins also wore #83)
Barnes, Gary, WR, 1963
McDaniels, David, WR, 1968
Hill, Tony, WR, 1977-86
Barksdale, Rod, WR, 1987
Spivey, Sebron, WR, 1987
Gay, Everett, WR, 1988
Ford, Bernard, WR, 1989
Harris, Rod, WR, 1990
Harper, Alvin, WR, 1991-94, 1999
(Harper also wore #82)
Gadsden, Oronde, WR, 1995
Williams, Stepfret, WR, 1996-97
Santiago, O.J., TE, 2000
Fontenot, Chris, TE, 2000
Swinton, Reggie, WR, 2001-03

#80, cont.

McGee, Tony, TE, 2002-03
(McGee also wore #82)
James, Cedric, WR, 2003
Ryan, Sean, TE, 2004-05
Fasano, Anthony, TE, 2006-07
Bennett, Martellus, TE, 2008-11
Gathers, Rico, TE, 2017-18
Bell, Blake, TE, 2020

81

Howton, Bill, WR, 1960-63
Bateman, Marv, P, 1972-74
Howard, Percy, WR, 1975
Steele, Robert, WR, 1978
(Steele also wore #82)
Smith, Jackie, TE, 1978
Wilson, Steve, WR/CB, 1979-81
(Wilson also wore #45)
Phillips, Kirk, WR, 1984
Powe, Karl, WR, 1985-86
Courville, Vince, WR, 1987
(Courville also wore #44)
Edwards, Kelvin, WR, 1987-88
(Edwards also wore #87)
Ankrom, Scott, WR, 1989
Wright Alexander, WR, 1990-92
Daniel, Tim, WR, 1993
Galbraith, Scott, TE, 1993-94, 1997
(Galbraith also wore #89)
Hervey, Edward, WR, 1995
Armstrong, Tyji, TE, 1996
Jeffers, Patrick, WR, 1998
Ismail, Raghib, WR, 1999-01
Whalen, James, TE, 2000-03
(Whalen also wore #46, #82, #83)
Morgan, Quincy, WR, 2004
Price, Peerless, WR, 2005
Owens, Terrell, WR, 2006-08
Robinson, Laurent, WR, 2011
Fehoko, Jon'Vea, WR, 2019
Fehoko, Simi, WR, 2021

82

Clarke, Frank, TE/WR, 1960-67
Stowe, Otto, WR, 1973
Reece, Beasley, CB/WR, 1976
Steele, Robert, WR, 1978
(Steele also wore #81)
Simmons, Cleo, TE, 1983
Renfro, Mike, WR, 1984-87
Burbage, Cornell, WR, 1987-89
(Burbage also wore #15 and #89)
Shepard, Derrick, WR, 1989-91
(Shepard also wore #87)
Harper, Alvin, WR, 1991-94, 1999
(Harper also wore #80)
Smith, Jimmy, WR, 1992
Fleming, Cory, WR, 1994-95
Mitchell, Johnny, TE, 1996
Ogden, Jeff, WR, 1998-99
Brazzell, Chris, WR, 1999-00
(Brazzell also wore #85)
McKnight, James, WR, 1999-00
Whalen, James, TE, 2000-03
(Whalen also wore #46, #81, #83)
McGee, Tony, TE, 2002-03
(McGee also wore #80)
Witten, Jason, TE, 2003-17, 2019

83

Doran, Jim, WR, 1960-61
Folkins, Lee, TE, 1962-64
(Folkins also wore #80)
Deters, Harold, K, 1967
Clark, Mike, K, 1968-71, 1973
(Clark also wore #17)
Richards, Golden, WR, 1973-78
Donley, Doug, WR, 1981-84
Gonzalez, Leon, WR, 1985
Martin, Kelvin, WR, 1987-92, 1996
Mickey, Joey, TE, 1993
Jackson, Willie, WR, 1994

Watkins, Kendall, TE, 1995
Miller, Anthony, WR, 1997
Clay, Hayward, TE, 1998-99
Still, Bryan, WR, 1999
McGarity, Wane, WR, 1999-01
Whalen, James, TE, 2000-03
(Whalen also wore #46, #81, #82)
Glenn, Terry, WR, 2003-07
Rucker, Martin, TE, 2010-11
Williams, Terrance, WR, 2013-18
Bryant, Ventell, WR, 2019-20

84

Wisener, Gary, WR, 1960
Norman, Pettis, TE, 1962-70
Fugett, Jean, TE, 1972-75
Cosbie, Doug, TE, 1979-88
Borresen, Rich, TE, 1987
Jennings, Keith, TE, 1989
Novacek, Jay, TE, 1990-96
Lucky, Mike, TE, 1999-02
(Lucky also wore #86)
Galloway, Joey, WR, 2000-03
Crayton, Patrick, WR, 2004-09
Hanna, James, TE, 2012-16
McKeon, Sean, TE, 2020-21

85

Cronin, Gene, LB, 1960
Wright, Rayfield, TE/T, 1967-79
(Wright also wore #70)
Smith, Tody, DL, 1971-72
Cornwell, Fred, TE, 1984-85
Chandler, Thornton, TE, 1986-89
(Chandler also wore #89)
Folsom, Steve, TE, 1987-90
Hendrix, Tim, TE, 1987
McKinnon, Dennis, WR, 1990
Williams, Kevin, WR, 1993-96
Mills, Ernie, WR, 1998-99
Brazzell, Chris, WR, 1999-00
(Brazzell also wore #82)
Chiaverini, Darren, WR, 2001
Scott, Darnay, WR, 2002
Robinson, Jeff, TE, 2002-04
Rector, Jamaica, WR, 2006
Ogletree, Kevin, WR, 2009-12
Mayle, Vince, WR, 2015-2016
(Mayle also wore #16)
Brown, Noah, WR, 2017-21

86

Sherer, Dave, P, 1960
Porterfield, Garry, DE, 1965
Coleman, Ralph, LB, 1972
Houston, Bill, WR, 1974
Johnson, Butch, WR, 1976-83
Harris, Duriel, WR, 1984
Smith, Waddell, WR, 1984
Duckett, Kenny, WR, 1985
Sherrard, Mike, WR, 1986
Dixon, James, WR/RB, 1989-91
(Dixon also wore #21)
Williams, Tyrone, WR, 1993
Bjornson, Eric, TE, 1995-99
Lucky, Mike, TE, 1999-02
(Lucky also wore #84)
Campbell, Dan, TE, 2003-05
Hannam, Ryan, TE, 2006
Stanback, Isaiah, WR, 2007-08
Chandler, Scott, TE, 2010
Schultz, Dalton, TE, 2018-21

87

Borden, Nate, DE, 1960-61
Stynchula, Andy, DE, 1968
Truax, Billy, TE, 1971-73
Howard, Ron, TE, 1974-75
Saldi, Jay, TE, 1976-82
Banks, Gordon, WR, 1985-87
Edwards, Kelvin, WR, 1987-88
(Edwards also wore #81)
Alexander, Ray, WR, 1988-89

Shepard, Derrick, WR, 1989-91
(Shepard also wore #82)
Roberts, Alfredo, TE, 1991-92
Davis, Billy, WR, 1995-98
Tucker, Jason, WR, 1999-00
Rambo, Ken-Yon, WR, 2001-02
Smith, Zuriel, WR, 2003
Ward, Dedic, WR, 2004
Thorn, Andy, TE, 2006
Smith, Andre, TE, 2013
Swain, Geoff, TE, 2015-18
Sprinkle, Jeremy, TE, 2021

88

Davis, Sonny, LB, 1961
Ridgway, Colin, P/K, 1965
Randle, Sonny, WR, 1968
Rucker, Reggie, WR, 1970-71
Sellers, Ron, WR, 1972
Pearson, Drew, WR, 1973-83
Irvin, Michael, WR, 1988-99
Harris, Jackie, TE, 2000-01
Bryant, Antonio, WR, 2002-04
Pierce, Brett, TE, 2004-05
(Pierce also wore #49)
Bryant, Dez, WR, 2010-17
Lamb, CeeDee, WR, 2020-21

89

Dugan, Fred, WR, 1960
Davis, Donnie, WR, 1962
Ditka, Mike, TE, 1969-72
DoPre, Billy Joe, TE, 1973-83
Salonen, Brian, TE/LB, 1984-85
Chandler, Thornton, TE, 1986-89
(Chandler also wore #85)
Burbage, Cornell, WR, 1987-89
(Burbage also wore #15 and #82)
Awalt, Rob, TE, 1990-91
Tennell, Derek, TE, 1992
Blackwell, Kelly, TE, 1993
Galbraith, Scott, TE, 1993-94, 1997
(Galbraith also wore #81)
Price, Jim, TE, 1993
Ware, Derek, TE, 1996
LaFleur, David, TE, 1997-00
Williams, Randal, WR, 2001-04
Curtis, Tony, TE, 2007-08
Phillips, John, TE, 2009-12
Escobar, Gavin, TE, 2013-16
Jarwin, Blake, TE, 2017-21

90

Crockett, Willis, LB, 1990
Hill, Tony, DE, 1991-92
(Hill also wore #60)
McIntosh, Toddrick, DT, 1994
Sturgis, Oscar, DE, 1995
Spelman, Alonzo, DT, 1999-00
Frisch, Byron, DE, 2001
Ogboju, Eric, DE, 2003-05
Ratliff, Jay, DE, 2005-13
(Ratliff also wore #66)
Austin, Marvin, DT, 2013
Dawkins, Everett, DE, 2013
Lawrence, DeMarcus, DE, 2014-21

91

Johnson, Walter, DT, 1987
Vanderbeek, Matt, LB/DE, 1993-94
Benson, Darren, DT, 1995-98
Underwood, Dimitrius, DL, 2000-01
Carson, Leonardo, DT, 2003-04
LaDouer, Louis-Philippe, LS, 2005-20
Watkins, Carlos, DT, 2021

92

Perkins, Ray, DE, 1987
Tolbert, Tony, DL, 1989-97
(Tolbert also wore #62)
White, Chris, DE, 2000
Evans, Demetric, DE, 2001-02
Brooks, Jermaine, DT, 2003

Johnson, Thomas, DT, 2005
 Ayodele, Remi, NT, 2007
 Brent, Josh, NT, 2010-12, 14
 (Brent also wore #95)
 Cohen, Landon, DT, 2013
 Carter, David, DT, 2013
 Wynn, Jarius, DE, 2013
 Mincey, Jeremy, DE, 2014-15
 Thornton, Cedric, DT, 2016
 Price, Brian, DT, 2017
 Armstrong, Dorance, DE, 2018-21

93
 Cooper, Reggie, LB, 1991
 Ulufale, Mike, DT, 1996
 Smith, Artie, DT, 1998
 Zellner, Peppi, DE, 1999-02
 Coleman, Kenyon, DE, 2003-06, 11-12
 (Coleman also wore #99)

96
 Spencer, Anthony, LB, 2007-14
 Bishop, Ken, DT, 2014-15
 (Bishop also wore #66)
 Mayowa, Benson, DE, 2016-17
 Ross, Daniel, DT, 2017-19
 (Ross also wore #68)
 Palmore, Walter, DT, 2020
 Basham, Tarell, DE, 2021

94
 Watts, Randy, DE, 1987
 Shannon, Randy, LB, 1989-90
 (Shannon also wore #53)
 Haley, Charles, DE, 1992-96
 Myers, Michael, DL, 1998-03
 Cooper, Chris, DT, 2004
 Ware, DeMarcus, LB, 2005-13
 Gregory, Randy, DE, 2015-16, 18,
 2020-21

95
 Walen, Mark, DT, 1987-88
 Hennings, Chad, DT, 1992-00
 Chevrier, Randy, DT, 2001
 Weatherington, Colston, DE, 2002
 Claybrooks, DeVone, DT, 2004
 Ferguson, Jason, DT, 2005-07
 Johnson, Tank, NT, 2007-08
 (Johnson also wore #66)
 Siavii, Junior, NT, 2009
 Lissemore, Sean, DE, 2010-12
 Rayford, Caesar, DE, 2013
 Brent, Josh, NT, 2010-12, 14
 (Brent also wore #92)
 Irving, David, DE, 2015-18
 Covington, Christian, DT, 2019
 Poe, Dontari, DT, 2020
 Urban, Brent, DT, 2021

96
 Stubbs, Daniel, DE, 1990-91
 Carver, Shante, DE, 1994-97
 (Carver also wore #98)
 Anderson, Antonio, DT, 1997-98
 Ekuban, Ebenezer, DE, 1999-03
 Spears, Marcus, DE, 2005-12
 (Spears also wore #98)
 Hayden, Nick, DT, 2013-15
 Collins, Maliek, DT, 2016-19
 Jelks, Jalen, DE, 2019
 Gallimore, Neville, DT, 2020-21

97
 Ponder, David, DT, 1985
 Lilly, Kevin, DT, 1989
 Jones, Jimmie, DL, 1990-93
 Pittman, Kavika, DE, 1996-99
 Fields, Aaron, DE, 2000
 Glover, La'Roi, DT, 2002-05
 Hatcher, Jason, DE, 2006-13
 McClain, Terrell, DT, 2014-16
 Charlton, Taco, DE, 2017-18

Hill, Trysten, DT, 2019-21
 (Hill also wore #72)
 Griffen, Everson, DE, 2020
 Carter, Ron'Dell, DT, 2020
 Odighizuwa, Osa, DT, 2021

98
 Tippins, Ken, LB, 1989
 Willis, Mitch, DT, 1990
 Myles, Godfrey, LB, 1991-96
 Carver, Shante, DE, 1994-97
 (Carver also wore #96)
 Ellis, Greg, DE/LB, 1998-08
 Johnson, Curtis, LB, 2009
 Spears, Marcus, DE, 2005-12
 (Spears also wore #96)
 Poppinga, Brady, LB, 2012
 Lemon, Orié, LB, 2012, 2013
 (Lemon also wore #58)
 Crawford, Tyrone, DT, 2012-20
 (Crawford also wore #70)
 Bohanna, Quinton, DT, 2021

99
 Brooks, Kevin, DT, 1985-88
 Howard, David, LB, 1989-90
 McCormack, Hurvin, DT, 1994-98
 Davis, Nathan, DT, 1998-99
 (Davis also wore #77)
 Blade, Willie, DT, 2003
 Eaton, Chad, DT, 2004
 Canty, Chris, DE, 2005-08
 Olishansky, Igor, DE, 2009-10
 Coleman, Kenyon, DE, 2003-06, 11-12
 (Coleman also wore #93)
 Selvie, George, DE, 2013-14
 Russell, Ryan, DE, 2015
 Tapper, Charles, DE, 2016-17
 Woods, Antwaun, DT, 2018-20
 Hamilton, Justin, DT, 2019, 2020, 2021
 (Hamilton also wore #79)



Cowboys All-Time Honor Roll

ALL-TIME PRO BOWL SELECTIONS

Name, Position	Total Selections	Consecutive Streak
Bob Lilly, DT	11	10 (1964-73)
Jason Witten, TE	11	7 (2004-10, 12-14)
Larry Allen, G/T	10	7 (1995-01)
Mel Renfro, S/CB	10	10 (1964-73)
Randy White, DT	9	9 (1977-85)
Emmitt Smith, RB	8	6 (1990-95)
Tyron Smith, T	8	7 (2013-19)
DeMarcus Ware, LB	7	7 (2006-12)
Zack Martin, G	7	6 (2014-19)
Troy Aikman, QB	6	6 (1991-96)
Cliff Harris, S	6	6 (1974-79)
Chuck Howley, LB	6	5 (1965-69)
Nate Newton, G	6	5 (1992-96)
John Niland, G	6	6 (1968-73)
Don Perkins, RB	6	3 (1961-63, 66-68)
Roger Staubach, QB	6	5 (1975-79)
Rayfield Wright, T	6	6 (1971-76)
Flozell Adams, T	5	3 (2006-08)
George Andrie, DE	5	5 (1965-69)
Travis Frederick, C	5	4 (2014-17)
Cornell Green, CB/S	5	3 (1965-67)
Andre Gurode, C	5	5 (2006-10)
Michael Irvin, WR	5	5 (1991-95)
Lee Roy Jordan, LB	5	3 (1967-69)
Jay Novacek, TE	5	5 (1991-95)
Roy Williams, S	5	5 (2003-07)
Darren Woodson, S	5	5 (1994-98)
Pat Donovan, T	4	4 (1979-82)
Tony Dorsett, RB	4	3 (1981-83)
La'Roi Glover, DT	4	4 (2002-05)
Calvin Hill, RB	4	3 (1972-74)
Harvey Martin, DE	4	4 (1976-79)
Jay Ratliff, NT	4	4 (2008-11)
Tony Romo, QB	4	2 (2006-07)
Deion Sanders, CB/KR	4	4 (1996-99)
Everson Walls, CB	4	3 (1981-83)
Erik Williams, T	4	2 (1996-97)

PRO BOWL

1960 (1) -	Jim Doran, WR (1)
1961 (2) -	Dick Bielski, TE (1)
1962 (5) -	# Don Perkins, RB (1)
	Don Bishop, CB (1)
	Eddie LeBaron, QB (1)
	Bob Lilly, DE (1)
	Don Perkins, RB (2)
	Jerry Tubbs, LB (1)
1963 (3) -	Sam Baker, P (1)
	Lee Folkins, TE (1)
	Don Perkins, RB (3)
1964 (2) -	Bob Lilly, DT (2)
	# Mel Renfro, S (1)
1965 (6) -	George Andrie, DE (1)
	Cornell Green, CB (1)
	# Bob Hayes, WR (1)
	Chuck Howley, LB (1)
	Bob Lilly, DT (3)
	Mel Renfro, S (2)
1966 (9) -	George Andrie, DE (2)
	Cornell Green, CB (2)
	Bob Hayes, WR (2)
	Chuck Howley, LB (2)
	Bob Lilly, DT (4)
	Dave Manders, C (1)
	Don Meredith, QB (1)
	Don Perkins, RB (4)
	Mel Renfro, S (3)
1967 (10) -	George Andrie, DE (3)
	Cornell Green, CB (3)
	Bob Hayes, WR (3)

	Chuck Howley, LB (3)
	Lee Roy Jordan, LB (1)
	Bob Lilly, DT (5)
	Don Meredith, QB (2)
	Ralph Neely, T (1)
	Don Perkins, RB (5)
	Mel Renfro, S (4)
1968 (8) -	George Andrie, DE (4)
	Chuck Howley, LB (4)
	Lee Roy Jordan, LB (2)
	Bob Lilly, DT (6)
	Don Meredith, QB (3)
	John Niland, G (1)
	Don Perkins, RB (6)
	Mel Renfro, CB (5)
1969 (8) -	a George Andrie, DE (5)
	# Calvin Hill, RB (1)
	Chuck Howley, LB (5)
	Lee Roy Jordan, LB (3)
	Bob Lilly, DT (7)
	Ralph Neely, T (2)
	John Niland, G (2)
	Mel Renfro, CB (6)
1970 (3) -	Bob Lilly, DT (8)
	John Niland, G (3)
	Mel Renfro, CB (7)
1971 (8) -	b Cornell Green, S (4)
	Chuck Howley, LB (6)
	Bob Lilly, DT (9)
	John Niland, G (4)
	Mel Renfro, S (8)
	Roger Staubach, QB (1)
	Ron Widby, P (1)
	Rayfield Wright, T (1)
	Walt Garrison, RB (1)
1972 (7) -	Cornell Green, S (5)
	Calvin Hill, RB (2)
	* Bob Lilly, DT (10)
	John Niland, G (5)
	* Mel Renfro, CB (9)
	Rayfield Wright, T (2)
1973 (6) -	* Calvin Hill, RB (3)
	* Lee Roy Jordan, LB (4)
	* Bob Lilly, DT (11)
	John Niland, G (6)
	Mel Renfro, CB (10)
	Rayfield Wright, T (3)
1974 (6) -	Cliff Harris, S (1)
	Calvin Hill, RB (4)
	Lee Roy Jordan, LB (5)
	Blaine Nye, G (1)
	Drew Pearson, WR (1)
	Rayfield Wright, T (4)
1975 (3) -	Cliff Harris, S (2)
	* Roger Staubach, QB (2)
	Rayfield Wright, T (5)
1976 (8) -	Billy Joe DuPree, TE (1)
	Cliff Harris, S (3)
	Harvey Martin, DE (1)
	Blaine Nye, G (2)
	Drew Pearson, WR (2)
	Roger Staubach, QB (3)
	Charlie Waters, S (1)
	Rayfield Wright, T (6)
1977 (8) -	Billy Joe DuPree, TE (2)
	Cliff Harris, S (4)
	Efren Herrera, K (1)
	Harvey Martin, DE (2)
	Drew Pearson, WR (3)
	* Roger Staubach, QB (4)
	Charlie Waters, S (2)
	Randy White, DT (1)
1978 (9) -	Tony Dorsett, RB (1)
	Billy Joe DuPree, TE (3)
	Cliff Harris, S (5)

Thomas Henderson, LB (1)
 Tony Hill, WR (1)
 * Harvey Martin, DE (3)
Roger Staubach, QB (5)
Charlie Waters, S (3)
 Randy White, DT (2)
 1979 (8) - Bob Breunig, LB (1)
Pat Donovan, T (1)
 Cliff Harris, S (6)
 Tony Hill, WR (2)
Harvey Martin, DE (4)
 Herb Scott, G (1)
Roger Staubach, QB (6)
Randy White, DT (3)
 1980 (4) - Bob Breunig, LB (2)
 Pat Donovan, T (2)
Herb Scott, G (2)
Randy White, DT (4)
 1981 (7) - Pat Donovan, T (3)
Tony Dorsett, RB (2)
Ed Jones, DE (1)
Herb Scott, G (3)
 Rafael Septien, K (1)
 # Everson Walls, CB (1)
Randy White, DT (5)
 1982 (7) - Bob Breunig, LB (3)
Pat Donovan, T (4)
Tony Dorsett, RB (3)
Ed Jones, DE (2)
Everson Walls, CB (2)
 Danny White, QB (1)
Randy White, DT (6)
 1983 (5) - Doug Cosbie, TE (1)
 Tony Dorsett, RB (4)
Ed Jones, DE (3)
Everson Walls, CB (3)
Randy White, DT (7)
 1984 (3) - Bill Bates, ST (1)
 Doug Cosbie, TE (2)
 Randy White, DT (8)
 1985 (4) - Doug Cosbie, TE (3)
 Tony Hill, WR (3)
Everson Walls, CB (4)
Randy White, DT (9)
 1987 (1) - Herschel Walker, RB (1)
 1988 (1) - Herschel Walker, RB (2)
 1990 (1) - # Emmitt Smith, RB (1)
 1991 (4) - Troy Aikman, QB (1)
 @ Michael Irvin, WR (1)
Jay Novacek, TE (1)
Emmitt Smith, RB (2)
 1992 (6) - Troy Aikman, QB (2)
 Michael Irvin, WR (2)
 Nate Newton, G (1)
Jay Novacek, TE (2)
Emmitt Smith, RB (3)
 Mark Stepnoski, C (1)
 1993 (11) - %* **Troy Aikman, QB (3)**
 * Thomas Everett, S (1)
Michael Irvin, WR (3)
 Daryl Johnston, FB (1)
 Russell Maryland, DT (1)
Nate Newton, G (2)
 Ken Norton, LB (1)
Jay Novacek, TE (3)
 * **Emmitt Smith, RB (4)**
 * **Mark Stepnoski, C (2)**
Erik Williams, T (1)
 1994 (11) - Troy Aikman, QB (4)
Charles Haley, DE (1)
 Michael Irvin, WR (4)
 Daryl Johnston, FB (2)
Leon Lett, DT (1)
Nate Newton, G (3)
 Jay Novacek, TE (4)
 * **Emmitt Smith, RB (5)**
Mark Stepnoski, C (3)
 Mark Tuinei, T (1)
Darren Woodson, S (1)

1995 (10) - * Troy Aikman, QB (5)
 Larry Allen, G (1)
 * Ray Donaldson, C (1)
Charles Haley, DE (2)
 Michael Irvin, WR (5)
Nate Newton, G (4)
Jay Novacek, TE (5)
Emmitt Smith, RB (6)
 Mark Tuinei, T (2)
Darren Woodson, S (2)
 1996 (9) - * Troy Aikman, QB (6)
Larry Allen, G (2)
 * Ray Donaldson, C (2)
 Nate Newton, G (5)
 * **Deion Sanders, CB (1)**
 Jim Schwartz, ST (1)
Tony Tolbert, DE (1)
Erik Williams, T (2)
 Darren Woodson, S (3)
 1997 (4) - **Larry Allen, G (3)**
 * **Deion Sanders, CB (2)**
 Erik Williams, T (3)
 * Darren Woodson, S (4)
 1998 (6) - **Larry Allen, T (4)**
 Leon Lett, DT (2)
 Nate Newton, G (6)
Deion Sanders, CB/KR (3)
 Emmitt Smith, RB (7)
 Darren Woodson, S (5)
 1999 (5) - * **Larry Allen, G (5)**
 Dexter Coakley, LB (1)
 * **Deion Sanders, CB (4)**
 Emmitt Smith, RB (8)
 Erik Williams, T (4)
 2000 (1) - **Larry Allen, G (6)**
 2001 (2) - * **Larry Allen, G (7)**
 Dexter Coakley, LB (2)
 2002 (1) - **La'Roi Glover, DT, (1)**
 2003 (5) - **Flozell Adams, T (1)**
Larry Allen, G (8)
 Dexter Coakley, LB (3)
La'Roi Glover, DT (2)
Roy Williams, S (1)
 2004 (5) - Flozell Adams, T (2)
Larry Allen, G (9)
La'Roi Glover, DT (3)
 Roy Williams, S (2)
 Jason Witten, TE (1)
 2005 (4) - **Larry Allen, G (10)**
 La'Roi Glover, DT (4)
Roy Williams, S (3)
 Jason Witten, TE (2)
 Flozell Adams, T (3)
 2006 (7) - Andre Gurode, C (1)
 Mat McBriar, P (1)
 Tony Romo, QB (1)
DeMarcus Ware, LB (1)
 Roy Williams, S (4)
 Jason Witten, TE (3)
Flozell Adams, T (4)
 2007 (13) - Marion Barber III, RB (1)
Leonard Davis, G (1)
 Greg Ellis, LB (1)
 # **Nick Folk, K (1)**
 Andre Gurode, C (2)
Ken Hamlin, S (1)
 Terence Newman, CB (1)
Terrell Owens, WR (1)
Tony Romo, QB (2)
DeMarcus Ware, LB (2)
 Roy Williams, S (5)
 Jason Witten, TE (4)
Flozell Adams, T (5)
 2008 (6) - Leonard Davis, G (2)
 * **Andre Gurode, C (3)**
Jay Ratliff, NT (1)
DeMarcus Ware, LB (3)
Jason Witten, TE (5)

STAFF

ALL-TIME HONORS

2021 SEASON

RECORDS

PLAYOFF RECORDS

HISTORY

SIDELINES

Pro Bowl, cont.

2009 (9) -	Miles Austin, WR (1) Leonard Davis, G (3) * Andre Gurode, C (4) Mike Jenkins, CB (1) Terence Newman, CB (2) Jay Ratliff, NT (2) Tony Romo, QB (3) DeMarcus Ware, LB (4)
2010 (6) -	Jason Witten, TE (6) Miles Austin, WR (2) Andre Gurode, C (5) Mat McBriar, P (2) Jay Ratliff, NT (3) DeMarcus Ware, LB (5) Jason Witten, TE (7) Jay Ratliff, NT (4)
2011 (2) -	DeMarcus Ware, LB (6)
2012 (3) -	* DeMarcus Ware, LB (7) Anthony Spencer, LB (1) Jason Witten, TE (8)
2013 (5) -	Dez Bryant, WR (1) Jason Hatcher, DT (1) DeMarco Murray, RB (1) Tyron Smith, T (1) Jason Witten, TE (9)
2014 (8) -	* Dez Bryant, WR (2) Travis Frederick, C (1) Louis-Philippe Ladouceur, LS (1) # Zack Martin, G (1) DeMarco Murray, RB (2) Tony Romo, QB (4) Tyron Smith, T (2) Jason Witten, TE (10)
2015 (5) -	Dan Bailey, K (1) Travis Frederick, C (2) Sean Lee, LB (1) Zack Martin, G (2) Tyron Smith, T (3) Bryant, Dez, WR (3)
2016 (6) -	# Ezekiel Elliott, RB (1) Travis Frederick, C (3) Sean Lee, LB (2) Zack Martin, G (3) # Dak Prescott, QB (1) Tyron Smith, T (4)
2017 (5) -	Travis Frederick, C (4) * Zack Martin, G (4) DeMarcus Lawrence, DE (1) * Tyron Smith, T (5) Jason Witten, TE (11) Amarì Cooper, WR (1) Ezekiel Elliott, RB (2) Byron Jones, CB (1) DeMarcus Lawrence, DE (2) Zack Martin, G (5) Dak Prescott, QB (2) Tyron Smith, T (6)
2018 (8) -	# Leighton Vander Esch, LB (1) Amarì Cooper, WR (2) Ezekiel Elliott, RB (3) Zack Martin, G (6) Travis Frederick, C (5) Jaylon Smith, LB (1) Tyron Smith, T (7) Bryan Anger, P (1) Trevon Diggs, CB (1) Zack Martin, G (7) CeeDee Lamb (1) # Micah Parsons, LB (1) Tyron Smith, T (8)
2019 (6) -	
2021 (6) -	

BOLD starter

* selected but did not play

rookie

@ most valuable player

a named outstanding lineman

b named outstanding back

% top vote getter

ALL-PRO

1962 (2) -	Don Perkins, RB (1, AP, NEA) Jerry Tubbs, LB (1, TSN)
1963 (1) -	Chuck Howley, LB (1, TSN)
1964 (3) -	Frank Clarke, TE (1, AP) Bob Lilly, DT (1, AP, UPI, NEA) Jim Ridlon, DB (1, TSN)
1965 (3) - #	Bob Hayes, WR (1, TSN) Bob Lilly, DT (2, AP, UPI, NEA, TSN) Mel Renfro, S (1, NEA, TSN)
1966 (7) -	Cornell Green, CB (1, AP, NEA, TSN) Bob Hayes, WR (2, AP, UPI, NEA, TSN) Chuck Howley, LB (2, AP, UPI, NEA) Lee Roy Jordan, LB (1, TSN) Bob Lilly, DT (3, AP, UPI, NEA, TSN) Ralph Neely, T (1, TSN) Dan Reeves, RB (1, TSN)
1967 (7) -	George Andrie, DE (1, TSN) Cornell Green, CB (2, AP, UPI, NEA, TSN) Bob Hayes, WR (3, TSN) Chuck Howley, LB (3, AP, TSN) Bob Lilly, DT (4, AP, UPI, NEA, TSN) Ralph Neely, T (2, AP, UPI, TSN) Mel Renfro, S (2, TSN)
1968 (5) -	Cornell Green, CB (3, NEA) Bob Hayes, WR (4, AP) Chuck Howley, LB (4, AP, NEA) Bob Lilly, DT (5, AP, UPI, NEA) Ralph Neely, T (3, AP, UPI, NEA)
1969 (7) -	# Cornell Green, CB (4, UPI) Calvin Hill, RB (1, AP, UPI) Chuck Howley, LB (5, AP, UPI, NEA) Bob Lilly, DT (6, AP, NEA) Ralph Neely, T (4, AP, UPI, NEA) John Niland, G (1, AP) Mel Renfro, S (3, NEA)
1970 (1) -	Chuck Howley, LB (6, AP, PFWA)
1971 (4) -	Bob Lilly, DT (7, AP, PFWA, NEA) John Niland, G (2, AP, PFWA) Mel Renfro, S (4, AP, NEA)
1972 (3) -	Rayfield Wright, T (1, AP, PFWA) John Niland, G (3, AP) Blaine Nye, CB (1, NEA)
1973 (4) -	Rayfield Wright, T (2, AP, UPI, PFWA, NEA) Calvin Hill, RB (2, PFWA) Lee Roy Jordan, LB (2, NEA, PFWA) Mel Renfro, CB (5, NEA, PFW, PFWA) Rayfield Wright, T (3, AP, PFWA)
1974 (1) -	Drew Pearson, WR (1, AP, PFWA)
1975 (2) -	Cliff Harris, S (1, NEA) Rayfield Wright, T (4, NEA)
1976 (2) -	Cliff Harris, S (2, AP, PFWA, NEA) Drew Pearson, WR (2, AP, PFWA)
1977 (5) -	Cliff Harris, S (3, AP, PFWA, NEA) Efren Herrera, K (1, AP, PFWA, NEA) Harvey Martin, DE (1, AP, PFWA, NEA) Drew Pearson, WR (3, AP, PFWA, NEA)
1978 (3) -	Charlie Waters, S (1, PFWA) Cliff Harris, S (4, AP, PFWA) Charlie Waters, S (2, PFWA, NEA) Randy White, DT (1, AP, PFWA, NEA)
1979 (1) -	Randy White, DT (2, AP, PFWA, NEA)
1980 (2) -	Herb Scott, G (1, AP, NEA) Randy White, DT (3, PFWA, NEA)
1981 (5) -	Tony Dorsett, RB (1, AP, PFWA, NEA) Ed Jones, DE (1, NEA) Herb Scott, G (2, AP) Rafael Septien, K (1, AP, PFWA) Randy White, DT (4, AP, PFWA, NEA)
1982 (3) -	Ed Jones, DE (2, AP) Everson Walls, CB (1, PFWA) Randy White, DT (5, AP, PFWA, NEA)
1983 (2) -	Everson Walls, CB (2, AP) Randy White, DT (6, AP, PFWA)
1984 (2) -	Michael Downs, S (PFWA) Randy White, DT (7, AP, PFWA, NEA)
1985 (2) -	Everson Walls, CB (3, PFWA) Randy White, DT (8, AP, NEA)

1989 (1) - Eugene Lockhart, LB (1, TSN)
 1991 (2) - Michael Irvin, WR (1, AP, PFWA, NEA, TSN)
 Jay Novacek, TE (1, CPFN)
 1992 (4) - Kelvin Martin, PR (1, PFW, PFWA)
 Jay Novacek, TE (2, AP, PFW, PFWA, CPFN)
 Emmitt Smith, RB (1, AP, PFW, PFWA, NEA, TSN, CPFN, FD)
 Mark Stepnoski, C (1, NEA)
 1993 (3) - Troy Aikman, QB (1, TSN)
 Emmitt Smith, RB
 (2, AP, PFWA, PFW, TSN, CPFN, FD)
 Erik Williams, T
 (1, AP, PFWA, PFW, TSN, CPFN, FD)
 1994 (4) - Charles Haley, DE
 (1, AP, PFWA, PFW, TSN, CPFN, FD)
 Nate Newton, G
 (1, AP, PFWA, PFW, CPFN, FD)
 Emmitt Smith, RB
 (3, AP, PFWA, PFW, TSN, CPFN, FD)
 Darren Woodson, S
 (1, AP, PFWA, PFW, TSN, CPFN, FD)
 1995 (6) - Larry Allen, G (1, TSN, CPFN, FD)
 Nate Newton, G
 (2, AP, PFWA, PFW, TSN, FD)
 Deion Sanders, CB (1, TSN)
 Emmitt Smith, RB
 (4, AP, PFWA, PFW, TSN, CPFN, FD)
 Erik Williams, T (2, TSN)
 Darren Woodson, S
 (2, AP, PFWA, PFW, TSN, CPFN, FD)
 1996 (5) - Larry Allen, G (2, AP, PFWA, PFW, TSN, CPFN, FD)
 Deion Sanders, CB (2, AP, PFWA, PFW, TSN)
 Jim Schwantz, ST (1, PFWA, PFW)
 Erik Williams, T (3, AP)
 Darren Woodson, S (3, AP, PFWA, PFW, TSN, CPFN, FD)
 1997 (3) - Larry Allen, G (3, AP, PFWA, PFW, TSN, CPFN, FD)
 Richie Cunningham, K (1, AP, TSN)
 Deion Sanders, CB (3, AP, PFWA, PFW, TSN)
 1998 (3) - Larry Allen, T (4, AP, PFW, TSN)
 Deion Sanders, CB (4, AP, PFW, TSN, FD)
 KR (1, PFW)
 Darren Woodson, S (4, TSN)
 1999 (2) - Larry Allen, G (5, AP, PFW, TSN, PFW)
 Deion Sanders, CB (4, TSN)
 2000 (1) - Larry Allen, G (6, AP, PFW, CPFN, TSN)
 2001 (1) - Larry Allen, G (7, AP, PFW, FD, CPFN, TSN)
 2002 (1) - La'Roi Glover, DT (1, FW, CPFN, TSN)
 2003 (1) - Roy Williams, S (1, AP, PFW, FD, TSN)
 2007 (4) - Andre Gurode, C (1, TSN)
 Terrell Owens, WR (1, AP, PFW, PFWA)
 DeMarcus Ware, LB (1, AP, PFW, PFWA, TSN)
 Jason Witten, TE (1, AP, PFW, PFWA, TSN)
 2008 (2) - DeMarcus Ware, LB (2, AP, SI, TSN)
 Jason Witten, TE (2, PFW, PFWA)
 2009 (2) - DeMarcus Ware, LB (3, AP, PFW, PFWA)
 Jay Ratliff, NT (1, AP)
 2010 (1) - Jason Witten, TE (3, AP, PFW, PFWA, TSN)
 2011 (1) - DeMarcus Ware, LB (4, AP, PFW, PFWA, SI, TSN)
 2012 (2) - DeMarcus Ware, LB (5, TSN)
 Jason Witten, TE (4, TSN, SI)
 2013 (1) - Tyrone Smith, T (1, TSN, SI)
 2014 (5) - Dez Bryant, WR (1, AP, MMQB, PFWA)
 Travis Frederick, C (1, PFWA, MMQB, TSN)
 # Zack Martin, G (1, AP)
 DeMarco Murray, RB (1, AP, MMQB, PFWA, TSN)
 Tyrone Smith, T (2, AP, TSN)
 2015 (2) - Zack Martin, G (2, PFWA, TSN)
 Tyrone Smith, T (3, PFWA, TSN)
 2016 (5) - # Ezekiel Elliott, RB (1, AP, TSN)
 Travis Frederick, C (2, AP, TSN)
 Sean Lee, LB (1, AP)
 Zack Martin, G (3, AP)
 Tyrone Smith, T (4, AP, TSN)
 2017 (1) - Zack Martin, G (4, PFWA, TSN)
 2018 (3) - Ezekiel Elliott, RB (2, PFWA)

Zack Martin, G (5, AP, PFWA, TSN)
 Tyrone Smith, T (4, TSN)
 Zack Martin, G (6, AP, TSN)
 2019 (1) - Trevon Diggs, CB (1, AP, PFWA)
 2021 (1) - Zack Martin, G (7, AP, PFWA)
 # Micah Parsons, LB (1, AP, PFWA)

ALL-NFC

1970 (3) - Chuck Howley, LB (AP, UPI)
 John Niland, G (UPI)
 Mel Renfro, CB (AP)
 Roger Staubach, QB (AP, PFW, TSN)
 1971 (1) - Bob Lilly, DT (AP, UPI)
 1972 (3) - John Niland, G (AP, UPI)
 Rayfield Wright, T (AP, UPI)
 Calvin Hill, RB (AP, UPI)
 1973 (5) - Lee Roy Jordan, LB (AP, UPI)
 John Niland, G (AP, UPI)
 Mel Renfro, CB (AP, UPI)
 Rayfield Wright, T (AP, UPI)
 1974 (3) - Cliff Harris, S (AP, UPI)
 Drew Pearson, WR (AP, UPI)
 Rayfield Wright, T (AP, UPI)
 1976 (5) - Billy Joe DuPree, TE (AP, UPI)
 Cliff Harris, S (AP, UPI)
 Blaine Nye, G (AP)
 Drew Pearson, WR (AP, UPI)
 Roger Staubach, QB (AP, TSN)
 1977 (5) - Cliff Harris, S (UPI)
 Efrén Herrera, K (UPI)
 Harvey Martin, DE (UPI)
 Drew Pearson, WR (UPI)
 Roger Staubach, QB (PFW, TSN, UPI)
 1978 (6) - Tony Dorsett, RB (UPI)
 Billy Joe DuPree, TE (UPI)
 Cliff Harris, S (UPI)
 Herb Scott, G (UPI)
 Roger Staubach, QB (PFW)
 Charlie Waters, S (UPI)
 Randy White, DT (UPI)
 1979 (6) - Bob Breunig, LB (PFW)
 Pat Donovan, T (UPI, PFW, TSN)
 Cliff Harris, S (TSN)
 Herb Scott, G (UPI, TSN)
 Roger Staubach, QB (UPI, PFW, TSN)
 Randy White, DT (UPI, PFW)
 1980 (4) - Bob Breunig, LB (UPI)
 Pat Donovan, T (UPI)
 Herb Scott, G (UPI)
 Randy White, DT (UPI, PFW, TSN)
 1981 (5) - Tony Dorsett, RB (UPI)
 Herb Scott, G (UPI)
 Ed Jones, DE (UPI)
 Rafael Septien, K (UPI)
 Randy White, DT (UPI)
 1982 (5) - Bob Breunig, LB (UPI)
 Pat Donovan, T (UPI)
 Tony Dorsett, RB (UPI)
 Everson Walls, CB (UPI)
 Randy White, DT (UPI)
 1983 (4) - Bob Breunig, LB (UPI)
 Ed Jones, DE (UPI, PFW)
 Everson Walls, CB (PFW)
 Randy White, DT (UPI, PFW)
 Bill Bates, S (PFW)
 1984 (4) - Michael Downs, S (UPI)
 Everson Walls, CB (UPI)
 Randy White, DT (UPI, FN)
 1985 (5) - Doug Cosbie, TE (UPI)
 Michael Downs, S (UPI)
 Tony Hill, WR (FN)
 Everson Walls, CB (UPI, FN)
 Randy White, DT (UPI, FN)
 Randy White, DT (FN)
 1986 (1) - Herschel Walker, RB (PFW)
 1987 (1) - Herschel Walker, RB (UPI)
 1988 (1) -

STAFF

All-NFC, cont.	
1991 (3) -	Michael Irvin, WR (UPI, FN) Jay Novacek, TE (UPI, FN, PFW) Emmitt Smith, RB (UPI, FN, PFW)
1992 (4) -	Nate Newton, G (UPI, FN) Jay Novacek, TE (UPI, FN) Emmitt Smith, RB (UPI, FN) Mark Stepnoski, C (UPI, FN)
1993 (5) -	Troy Aikman, QB (FN) Ken Norton, LB (FN) Emmitt Smith, RB (UPI, FN) Mark Stepnoski, C (UPI, FN) Erik Williams, T (UPI, FN)
1994 (6) -	Charles Haley, DE (UPI, FN) Leon Lett, DT (UPI, FN) Nate Newton, G (UPI, FN) Emmitt Smith, RB (UPI, FN) Mark Stepnoski, C (UPI, FN) Darren Woodson, S (UPI, FN)
1995 (5) -	Larry Allen, G (FN) Nate Newton, G (UPI) Jay Novacek, TE (UPI) Emmitt Smith, RB (UPI, FN) Darren Woodson, S (UPI, FN)
1996 (4) -	Larry Allen, G (UPI, FN) Deion Sanders, CB (UPI, FN) Tony Tolbert, DE (UPI, FN) Darren Woodson, S (UPI, FN)
1997 (2) -	Larry Allen, G (PFW, PFWA, FN) Deion Sanders, CB (PFW, PFWA, FN)
1998 (2) -	Larry Allen, T (PFW, FN) Deion Sanders, CB (PFW, FN) KR (PFW, FN)
1999 (3) -	Larry Allen, G (PFW, FN) Deion Sanders, CB (PFW, FN) Erik Williams, T (FN)
2000 (1) -	Larry Allen, G (PFW, FN)
2001 (1) -	Larry Allen, G (PFW, FN)
2002 (1) -	La'Roi Glover, DT (PFW)
2003 (3) -	La'Roi Glover, DT (PFW) Dat Nguyen, LB (PFW) Roy Williams, S (PFW)
2004 (1) -	Jason Witten, TE (PFW)
2006 (2) -	DeMarcus Ware, LB (PFW, PFWA) Mat McBriar, P (PFW, PSFA)
2007 (5) -	Flozell Adams, T (PFW, PFWA) # Nick Folk, K (PFW, PFWA) Terrell Owens, WR (PFW, PFWA) DeMarcus Ware, LB (PFW, PFWA) Jason Witten, TE (PFW, PFWA)
2008 (3) -	Jay Ratliff, NT (PFW, PFWA) DeMarcus Ware, LB (PFW, PFWA) Jason Witten, TE (PFW, PFWA)
2009 (3) -	Andre Gurode, C (PFWA) Jay Ratliff, DT (PFWA) DeMarcus Ware, LB (PFWA)
2010 (3) -	Mat McBriar, P (PFWA) DeMarcus Ware, LB (PFWA) Jason Witten, TE (PFWA)
2011 (1) -	DeMarcus Ware, LB (PFWA)
2012 (2) -	Dwayne Harris, PR (PFWA) Jason Witten, TE (PFWA)
2014 (6) -	Dan Bailey, K (PFWA) Dez Bryant, WR (PFWA) Travis Frederick, C (PFWA) # Zack Martin, G (PFWA) DeMarco Murray, RB (PFWA) Tyron Smith, T (PFWA)
2015 (2) -	Zack Martin, G (PFWA) Tyron Smith, T (PFWA)
2016 (4) -	# Ezekiel Elliott, RB (PFWA) Travis Frederick, C (PFWA) Zack Martin, G (PFWA) Tyron Smith, T (PFWA)
2017 (2) -	DeMarcus Lawrence, DE (PFWA) Zack Martin, G (PFWA)
2018 (4) -	Ezekiel Elliott, RB (PFWA) Byron Jones, CB (PFWA) DeMarcus Lawrence, DE (PFWA) Zack Martin, G (PFWA)

ALL-TIME HONORS

2021 SEASON

RECORDS

PLAYOFF RECORDS

HISTORY

SIDELINES

2021 (4) -	Bryan Anger, P (PFWA) Trevon Diggs, CB (PFWA) Zack Martin, G (PFWA) Micah Parsons, LB (PFWA)
------------	---

ALL-ROOKIE

1974 -	Efren Herrera, K (PFWA) Ed Jones, DE (PFWA)
1975 -	Burton Lawless, G (PFWA) Randy White, LB (PFWA)
1977 -	Tony Dorsett, RB (PFWA)
1979 -	Aaron Mitchell, CB (UPI)
1981 -	Everson Walls, CB (PFWA, UPI)
1983 -	Bill Bates, S (PFWA, UPI, PFW)
1984 -	Eugene Lockhart, LB (PFWA, UPI, PFW, FD)
1987 -	Roger Ruzek, K (UPI, PFW)
1988 -	Michael Irvin, WR (FD)
1989 -	Troy Aikman, QB (PFWA, UPI, PFW, CPFN) James Dixon, KR (UPI, PFW)
1990 -	Jimmie Jones, DT (PFWA, UPI, PFW) Emmitt Smith, RB (PFWA, UPI, FN, PFW, FD, CPFN)
1991 -	Larry Brown, CB (PFWA, PFW, FD, FN) Darrick Brownlow, LB (PFWA) Russell Maryland, DT (PFWA, CPFN, PFW)
1992 -	Robert Jones, LB (PFWA, PFW, CPFN, FN) Darren Woodson, ST (PFW, PFWA)
1993 -	Darrin Smith, LB (PFWA, CPFN, PFW, FN, FD) Kevin Williams, WR (FN)
1994 -	Larry Allen, T (PFWA, PFW, CPFN, FN) Chris Boniol, K (PFWA, PFW)
1997 -	Antonio Anderson, DT (PFW) Dexter Coakley, LB (PFW, FN)
1998 -	Flozell Adams, G (FD) Greg Ellis, DE (FN, FD)
1999 -	Ebenezer Ekuban, DE (PFW, FN) Dat Nguyen, ST (FD) Peppi Zellner, DE (CPFN)
2002 -	Antonio Bryant, WR (PFW) Derek Ross, CB (PFW) Roy Williams, S (PFW)
2003 -	Terence Newman, CB (PFW) Zurief Smith, PR (PFW) Jason Witten, TE (PFW)
2004 -	Julius Jones, RB (PFW)
2005 -	Marcus Spears, DE (PFW)
2007 -	Nick Folk, K (PFW, PFWA)
2010 -	Dez Bryant, WR (PFW, PFWA, TSN)
2011 -	Dan Bailey, K (PFW, PFWA) DeMarco Murray, RB (PFW, PFWA) Tyron Smith, T (PFW, PFWA)
2013 -	Travis Frederick, C (PFW, PFWA)
2014 -	Zack Martin, G (PFWA)
2016 -	Ezekiel Elliott, RB (PFWA) Dak Prescott, QB (PFWA)
2017 -	Ryan Switzer, KR (PFWA)
2018 -	Leighton Vander Esch, LB (PFWA)
2021 -	Micah Parsons, LB (PFWA)

ALL-DECADE

1960s -	Bob Lilly, DE Ralph Neely, T Cliff Harris, S
1970s -	Bob Lilly, DT Harvey Martin, DE Drew Pearson, WR Roger Staubach, QB Rayfield Wright, T
1980s -	Randy White, DT
1990s -	Larry Allen, G Michael Irvin, WR Deion Sanders, CB and PR Emmitt Smith, RB Mark Stepnoski, C
2000s -	Larry Allen, G La'Roi Glover, DT Terrell Owens, WR DeMarcus Ware, LB

2010s - Zack Martin, G
Tyron Smith, T

OTHER HONORS

NFL COACH OF THE YEAR

1966 - Tom Landry (AP)
1990 - Jimmy Johnson (AP)
1991 - Jimmy Johnson (FD)
2016 - Jason Garrett (AP, PFWA, MMQB)

NFC COACH OF THE YEAR

1966 - Tom Landry (UPI)
1975 - Tom Landry (UPI)
1978 - Tom Landry (FN)
1990 - Jimmy Johnson (UPI, CPFN)

EXECUTIVE OF THE YEAR

1977 - Tex Schramm (TSN)
2003 - Jerry Jones (FD)
2009 - Jerry Jones (SBJ)
2014 - Jerry Jones (PFWA)

ASSISTANT COACH OF THE YEAR

2021 - Dan Quinn (AP, PFWA)

NFL MOST VALUABLE PLAYER

1993 - Emmitt Smith (AP, PFWA, TSN, PFW, FD)

SPORTS FACILITY OF THE YEAR AWARD

2010 - AT&T Stadium (SBJ)

BERT BELL AWARD

(presented by Maxwell Club to NFL Player of the Year)

1966 - Don Meredith, QB
1971 - Roger Staubach, QB
1993 - Emmitt Smith, RB

NFC PLAYER OF THE YEAR

1971 - Roger Staubach
1981 - Tony Dorsett (UPI)
1993 - Emmitt Smith (FN)

NFL OFFENSIVE PLAYER OF THE YEAR

1993 - Emmitt Smith (UPI, PFW, CPFN)
2014 - DeMarco Murray (AP, PFWA)

NFL DEFENSIVE PLAYER OF THE YEAR

1977 - Harvey Martin (AP, UPI, PFW)
1994 - Charles Haley (FD)

NFC DEFENSIVE PLAYER OF THE YEAR

1994 - Charles Haley (UPI)

NFC OFFENSIVE LINEMAN OF THE YEAR

1996 - Larry Allen (NFLPA)
1997 - Larry Allen (NFLPA)

NFC DEFENSIVE BACK OF THE YEAR

1997 - Deion Sanders (NFLPA)

NFC SPECIAL TEAMS PLAYER OF THE YEAR

1984 - Bill Bates (USA Today, NFLPA)

NFL KICKER OF THE YEAR

1997 - Richie Cunningham (NFLPA)

NFL DEFENSIVE BACK OF THE YEAR

1982 - Everson Walls (NFL Alumni)

NFL DEFENSIVE LINEMAN OF THE YEAR

1982 - Randy White (NFL Alumni)

NFL OFFENSIVE LINEMAN OF THE YEAR

1994 - Nate Newton (NFL Alumni)
1997 - Larry Allen (NFL Alumni)

NFL QUARTERBACK OF THE YEAR

1993 - Troy Aikman (NFL Alumni)

NFL RUNNING BACK OF THE YEAR

1992 - Emmitt Smith (NFL Alumni)
1993 - Emmitt Smith (NFL Alumni)
1995 - Emmitt Smith (NFL Alumni)

NFL WIDE RECEIVER OF THE YEAR

1991 - Michael Irvin (NFL Alumni)

NFL TIGHT END OF THE YEAR

1993 - Jay Novacek (NFL Alumni)
2010 - Jason Witten (NFL Alumni)

NFL SPECIAL TEAMS PLAYER OF THE YEAR

1983 - # Bill Bates (NFL Alumni)
1984 - Bill Bates (NFL Alumni)
1996 - Jim Schwartz (NFL Alumni)
1998 - Deion Sanders (NFL Alumni)

GOLDEN TOE TROPHY (PFW) (top placekicker)

1981 - Rafael Septien

NFL ROOKIE OF THE YEAR

1977 - Tony Dorsett (NEA, PFWA, TSN)
2016 - Ezekiel Elliott (PFWA, MMQB, TSN)
2021 - Micah Parsons (PFWA)

NFC ROOKIE OF THE YEAR

1977 - Tony Dorsett (UPI, TSN)
1992 - Robert Jones, (UPI)

NFL OFFENSIVE ROOKIE OF THE YEAR

1969 - Calvin Hill, RB (AP)
1970 - Duane Thomas, RB (FN, PFG)
1977 - Tony Dorsett, RB (AP, PFW, FD)
1990 - Emmitt Smith, RB (AP, PFW, FN)
2016 - Ezekiel Elliott (PFWA)
- Dak Prescott (AP)

NFL DEFENSIVE ROOKIE OF THE YEAR

2021 - Micah Parsons (AP, PFWA)

NFL MAN OF THE YEAR

1978 - Roger Staubach
1997 - Troy Aikman
2012 - Jason Witten (Walter Payton MOY)

FOOTBALL NEWS MAN OF THE YEAR

1981 - Tom Landry

BART STARR AWARD

2001 - Darren Woodson
2012 - Jason Witten

NFL COMEBACK PLAYER OF THE YEAR

2007 - Greg Ellis

NFL MOST IMPROVED PLAYER OF THE YEAR

2012 - Dez Bryant (PFW/PFWA)
2021 - Trevon Diggs (PFWA)* Co/w/ Cordarrelle Patterson

NFL PLAYER OF THE WEEK

1993 - Michael Irvin, vs. SF, 10/17 (PFWA)
Emmitt Smith, @ Phi, 10/31 (PFWA)
Emmitt Smith, @ NYG, 1/2/94 (PFWA)
1994 - Jason Garrett, vs. GB, 11/24 (PFHOF)
1995 - Emmitt Smith, @ NYG, 9/4 (PFHOF)
Emmitt Smith, @ Min, 9/17 (PFHOF)
1998 - Deion Sanders, @ NYG, 9/21 (PFHOF)
1999 - Troy Aikman, @ Was, 9/12 (PFHOF)
Dexter Coakley, vs. Mia, 11/25 (PFHOF)

NFC DEFENSIVE PLAYER OF THE WEEK

1984 - Randy White, vs. GB, 9/23
Randy White, @ Phi, 12/2
1985 - Jim Jeffcoat, @ Was, 11/10
Jim Jeffcoat, vs. NYG, 12/15

STAFF

NFC DEFENSIVE POTW, cont.

1986	-	Ed Jones, @ SD, 11/16
1987	-	Bill Bates, @ NYG, 9/20 Ed Jones, vs. NYG, 11/2
1988	-	Ed Jones, vs. Atl, 9/25
1990	-	Issiac Holt, @ TB, 10/7 James Washington, vs. Pho, 12/16
1993	-	Kevin Smith, @ NYJ, 12/18
1994	-	Charles Haley, @ Pit, 9/4 Darren Woodson, @ Phi, 12/4 Darrin Smith, @ NO, 12/19
1995	-	Charles Haley, vs. Den, 9/10
1996	-	Leon Lett, @ Phi, 9/30 George Teague, vs. Min, 12/28 Dexter Coakley, vs. Mia, 11/25
1999	-	Terence Newman, @ Was, 12/14
2003	-	# Anthony Henry, vs. NYG, 10/16
2005	-	# DeMarcus Ware, @ Car, 12/24 Anthony Henry, @ Chi, 9/23
2007	-	DeMarcus Ware, vs. NYG., 12/14
2008	-	DeMarcus Ware, @ NO, 12/19
2009	-	Anthony Spencer, vs. Phi, 1/3/10 DeMarcus Ware, @ Hou, 9/26 Bryan McCann, @ NYG., 11/14
2010	-	# Sean Lee, @ Ind, 12/5 Brandon Carr, vs. Pit, 12/16
2012	-	Sean Lee, @ Phi, 10/20
2013	-	Sean Lee, @ Phi, 9/20
2015	-	David Irving, @ GB, 10/16
2016	-	# Leighton Vander Esch, @ Phi, 11/11
2018	-	Xavier Woods, @ NYG, 11/4
2019	-	Trevon Diggs, vs. Car, 10/3
2021	-	# Micah Parsons, @ Min, 10/31

NFC OFFENSIVE PLAYER OF THE WEEK

1985	-	Tony Dorsett, vs. Pit, 10/13 Danny White, vs. StL, 11/28 Kelvin Edwards, vs. Phi, 10/11 Herschel Walker, vs. StL, 12/27
1988	-	# Michael Irvin, @ Was, 12/11
1991	-	Emmitt Smith, @ Pho, 9/22 Troy Aikman, vs. NYG, 9/29 Michael Irvin, vs. Atl, 12/22
1992	-	Emmitt Smith, vs. Was, 9/7 Michael Irvin, vs. Pho, 9/20 Emmitt Smith, @ LARai, 10/25 Erik Williams, vs. Phi, 11/1 Emmitt Smith, vs. Chi, 12/27 Troy Aikman, vs. Phi, 1/10/93 Troy Aikman, @ SF, 1/17/93
1993	-	Troy Aikman, vs. GB, 10/3 Michael Irvin, vs. SF, 10/17 Emmitt Smith, @ Phi, 10/31 Emmitt Smith, @ NYG, 1/2/94
1994	-	Troy Aikman, vs. Ari, 10/9 Alvin Harper, @ Cin, 10/30 Jason Garrett, vs. GB, 11/24 Troy Aikman, vs. GB, 1/8/95
1995	-	Emmitt Smith, @ NYG, 9/4 Emmitt Smith, @ Min, 9/17 Emmitt Smith, vs. GB, 1/14/96
1996	-	Troy Aikman, @ Mia, 10/27
1997	-	Troy Aikman, @ Pitt, 8/31
1998	-	Emmitt Smith, vs. NYG, 11/8
1999	-	Troy Aikman, @ Was, 9/12
2001	-	# Quincy Carter, vs. SF, 12/30
2002	-	Emmitt Smith, vs. Sea, 10/27
2005	-	Drew Bledsoe, @ SD, 9/11 Drew Bledsoe, vs. KC, 12/11
2006	-	Tony Romo, @ Ari, 11/12 Tony Romo, vs. TB, 11/23 Tony Romo, vs. NYG, 9/9 Terrell Owens, vs. Was, 11/18 Tony Romo, vs. GB, 11/29
2009	-	Miles Austin, @ KC, 10/11
2011	-	Tony Romo, @ SF, 9/18
2014	-	Tyron Smith, @ Sea, 10/12 Dez Bryant, @ Phi, 12/14 Ezekiel Elliott, @ Pit, 11/13

2021 SEASON

RECORDS

PLAYOFF RECORDS

HISTORY

SIDELINES

2018	-	Amari Cooper, vs. Was, 11/22 Amari Cooper, vs. Phi, 12/9 Blake Jarwin, @ NYG, 12/30
2019	-	Dak Prescott, vs. NYG, 9/8 Dak Prescott, @ Det, 11/17
2020	-	Dak Prescott, vs. Atl, 9/20
2021	-	Dak Prescott, @ NE, 10/17 Dak Prescott, Was, 12/26 Dak Prescott, @ Phi, 1/8/22

NFC SPECIAL TEAMS PLAYER OF THE WEEK

1993	-	# Kevin Williams, vs. NYG, 11/7 Eddie Murray, @ Min, 12/12
1994	-	Bill Bates, vs. Phi, 10/16 Kevin Williams, vs. Was, 11/20 Brock Marion, vs. GB, 1/8/95 John Jett, vs. GB, 10/8 Chris Boniol, vs. NYG, 12/17
1996	-	Herschel Walker, vs. Atl, 10/20 Chris Boniol, vs. GB, 11/18 Chris Boniol, vs. Min, 12/28
1999	-	Toby Gowin, vs. Was, 10/24
2001	-	Tim Seder, vs. Was, 10/15
2002	-	# Billy Cundiff, @ StL, 9/29
2003	-	Billy Cundiff, @ NYG, 9/15 Billy Cundiff, vs. NYG, 12/21
2006	-	# Sam Hurd, Car, 10/29 Mat McBriar, vs. Ind, 11/19
2007	-	# Nick Folk, @ Buf, 10/8
2008	-	# Felix Jones, vs. Phi, 9/15
2009	-	Patrick Crayton, vs. Atl, 10/25
2010	-	# Bryan McCann, vs. Det, 11/21
2011	-	Dan Bailey, vs. Was, 9/26
2012	-	Dwayne Harris, @ Phi, 11/11 Dan Bailey, vs. Cle, 11/18
2013	-	Dwayne Harris, vs. NYG, 9/8 Dwayne Harris, vs. Was, 10/13
2015	-	Dan Bailey, @ Was, 12/7
2017	-	Tyrone Crawford, @ Was, 10/29
2018	-	Brett Maher, vs. Det, 9/30 Brett Maher, vs. TB, 12/23
2019	-	Brett Maher, vs. Phi, 10/20

NFC PRIME TIME PLAYER OF THE WEEK

1998	-	Deion Sanders, @ NYG, 9/21
------	---	----------------------------

NFC OFFENSIVE PLAYER OF THE MONTH

1991	-	Emmitt Smith, RB, December
1992	-	Emmitt Smith, RB, November Emmitt Smith, RB, December
1993	-	Troy Aikman, QB, October Emmitt Smith, RB, December
1995	-	Emmitt Smith, RB, September
2006	-	Tony Romo, QB, November
2007	-	Tony Romo, QB, September Terrell Owens, WR, November
2009	-	Tony Romo, QB, November
2014	-	DeMarco Murray, RB, September DeMarco Murray, RB, October Tony Romo, QB, December

NFC DEFENSIVE PLAYER OF THE MONTH

2011	-	Sean Lee, LB, September
2013	-	Sean Lee, LB, October
2017	-	DeMarcus Lawrence, DE, September
2021	-	Trevon Diggs, CB, September

NFC SPECIAL TEAMS PLAYER OF THE MONTH

1996	-	Chris Boniol, K, November
1997	-	Richie Cunningham, K, September
1999	-	Jason Tucker, KR, December

NFL OFFENSIVE ROOKIE OF THE MONTH

2004	-	Julius Jones, RB, November
2011	-	DeMarco Murray, RB, November
2016	-	Ezekiel Elliott, RB, October Dak Prescott, QB, November

NFL DEFENSIVE ROOKIE OF THE MONTH

1997	-	Dexter Coakley, LB, October
------	---	-----------------------------

- 2005 - DeMarcus Ware, LB, October
- 2018 - Leighton Vander Esch, LB, November
- 2021 - Micah Parsons, LB, November
- Micah Parsons, LB, December

SUPER BOWL MOST VALUABLE PLAYER

- SB V - Chuck Howley, LB
- SB VI - Roger Staubach, QB
- SB XII - Harvey Martin, DE
- Randy White, DT/LB
- SB XXVII - Troy Aikman, QB
- SB XXVIII - Emmitt Smith, RB
- SB XXX - Larry Brown, CB

FEDEX GROUND PLAYER OF THE YEAR

- 2016 - Ezekiel Elliott

BUILT FORD TOUGH OFFENSIVE LINE OF THE YEAR

- 2016 - T. Smith, R. Leary, T. Frederick, Z. Martin, D. Free

ED BLOCK COURAGE AWARD

(nominee from each NFL team for courage in battling injuries)

- 1984 - James Jones, RB
- 1985 - Howard Richards, OL
- 1986 - Tony Dorsett, RB
- 1987 - Brian Baldinger, OL
- 1988 - Randy White, DT
- 1989 - Ed Jones, DE
- 1990 - Kelvin Martin, WR
- 1991 - Ken Norton, LB
- 1992 - Daryl Johnston, FB
- 1993 - Bill Bates, S
- 1994 - Mark Stepnoski, C
- 1995 - Erik Williams, T
- 1996 - Kevin Smith, CB
- 1997 - Tony Tolbert, DE
- 1998 - Darren Woodson, S
- 1999 - Ernie Mills, WR
- 2000 - Greg Ellis, DE
- 2001 - Mike Lucky, TE
- 2002 - Dat Nguyen, LB
- 2003 - Jamar Martin, FB
- 2004 - # Julius Jones, RB
- 2005 - Dan Campbell, TE
- 2006 - Flozell Adams, T
- 2007 - Jay Rattiff, NT
- 2008 - Keith Davis, S
- 2009 - Kyle Kosier, G
- Coach Joe DeCamillis, Special Courage Award
- 2010 - Sam Hurd, WR
- 2011 - Tony Romo, QB
- 2012 - Jason Witten, TE
- 2013 - Barry Church, S
- 2014 - Tyrone Crawford, DT
- 2015 - Sean Lee, LB
- 2016 - Terrell McClain, DT
- 2017 - Jaylon Smith, LB
- 2018 - Zack Martin, G
- 2019 - Travis Frederick, C
- 2020 - Leighton Vander Esch, LB
- 2021 - Dak Prescott, QB

BOB LILLY AWARD (voted by Cowboys fans for sportsmanship, dedication, leadership and achievement)

- 1985 - Randy White, DT
- 1986 - Randy White, DT
- 1987 - Danny White, QB
- 1988 - Ed Jones, DE
- 1989 - Ed Jones, DE
- 1990 - Bill Bates, S
- 1991 - Bill Bates, S
- 1992 - Troy Aikman, QB
- 1993 - Bill Bates, S
- 1994 - Bill Bates, S
- 1995 - Troy Aikman, QB
- 1996 - Emmitt Smith, RB
- 1997 - Troy Aikman, QB
- 1998 - Troy Aikman, QB

- 1999 - Emmitt Smith, RB
- 2001 - Emmitt Smith, RB
- 2002 - Emmitt Smith, RB
- 2003 - Darren Woodson, S
- 2004 - Jason Witten, TE
- 2005 - Drew Bledsoe, QB
- 2006 - Tony Romo, QB
- 2007 - Tony Romo, QB
- 2008 - Jason Witten, TE
- 2009 - DeMarcus Ware, LB
- 2010 - Dez Bryant, WR
- 2011 - DeMarcus Ware, LB
- 2012 - Jason Witten, TE
- 2013 - Barry Church, S
- 2014 - Jason Witten, TE
- 2015 - Jason Witten, TE
- 2016 - Jason Witten, TE
- 2017 - Jason Witten, TE
- 2018 - Leighton Vander Esch, LB
- 2019 - Dak Prescott, QB
- 2020 - Dak Prescott, QB
- 2021 - Dak Prescott, QB

SPORTSMAN OF THE YEAR

- 1994 - Emmitt Smith (TSN)

DASA PRO ATHLETE OF THE YEAR

- 1991 - Michael Irvin, WR
- Emmitt Smith, RB
- 1993 - Troy Aikman, QB
- Emmitt Smith, RB

DASA BIG "D" AWARD

- 1990 - Jimmy Johnson
- 1991 - Jerry Jones
- 1992 - Emmitt Smith
- 2001 - Troy Aikman
- 2004 - Jerry Jones

DASA FIELD SCOVELL AWARD

- 1970 - Dallas Cowboys
- 1971 - Bob Lilly
- 1975 - Roger Staubach
- 1977 - Tom Landry
- 1980 - Randy White
- 1981 - Tony Dorsett
- 1992 - Dallas Cowboys
- 1994 - Troy Aikman
- 1995 - Emmitt Smith
- 2001 - Gil Brandt

DASA COACH OF THE YEAR

- 1995 - Barry Switzer
- 2004 - Bill Parcells

DASA LEGENDS AWARD

- 1993 - Tom Landry
- 2001 - Gene Stallings
- 2004 - Herschel Walker

DASA GARY BRIDELL COURAGE AWARD

- 1994 - Bill Bates

DASA ROLE MODEL AWARD

- 1997 - Daryl Johnston
- 1999 - Darren Woodson
- 2002 - Emmitt Smith

PFWA GOOD GUY AWARD

- 2009 - Roy Williams (WR)
- 2010 - Jon Kitna
- 2011 - Marcus Spears
- 2012 - Jason Witten
- 2013 - Dez Bryant
- 2014 - Jeremy Mincey
- 2015 - Jeremy Mincey
- 2016 - Brandon Carr
- 2017 - Dak Prescott

PFWA GOOD GUY AWARD, cont.

2018	-	Tyrone Crawford
2019	-	Dak Prescott
2020	-	Ezekiel Elliott
2021	-	# Micah Parsons

NFL MAN OF THE YEAR

(Dallas nominees, Club winner underlined when selected **BOLD** League winner)

1970	-	Bob Lilly, John Niland, Pettis Norman
1971	-	John Niland, Jethro Pugh, Roger Staubach
1972	-	John Niland, Jethro Pugh, Roger Staubach
1973	-	Calvin Hill, John Niland, Roger Staubach
1975	-	John Fitzgerald, Bill Gregory, Roger Staubach
1976	-	Ralph Neely, Roger Staubach, Mark Washington
1978	-	Roger Staubach
1980	-	Billy Joe DuPree, D.D. Lewis, <u>Drew Pearson</u>
1981	-	Billy Joe DuPree, <u>D.D. Lewis</u> , Robert Newhouse
1982	-	Bob Breunig, Tony Dorsett, Bill Joe DuPree
1983	-	Bob Breunig, Butch Johnson, <u>Danny White</u>
1984	-	Bob Breunig, <u>Doug Cosbie</u> , Howard Richards
1985	-	Bill Bates
1986	-	Jim Jeffcoat
1987	-	Jim Jeffcoat
1988	-	Herschel Walker
1989	-	Everson Walls
1990	-	Jim Jeffcoat
1991	-	Troy Aikman
1992	-	<u>Troy Aikman</u> , Jim Jeffcoat, James Washington
1993	-	<u>Troy Aikman</u> , Russell Maryland, James Washington

1994	-	Troy Aikman
1995	-	<u>Troy Aikman</u> , Daryl Johnston, Russell Maryland
1996	-	<u>Troy Aikman</u> , Bill Bates, Daryl Johnston
1997	-	Troy Aikman , Daryl Johnston, Emmitt Smith
1998	-	Richie Cunningham, <u>Daryl Johnston</u> , Emmitt Smith
1999	-	Emmitt Smith
2000	-	Ebenezer Ekuban, Chad Hennings, <u>Darren Woodson</u>
2001	-	<u>Ebenezer Ekuban</u> , Emmitt Smith, Darren Woodson
2002	-	Ebenezer Ekuban, Joey Galloway, Kelvin Garmon, <u>Emmitt Smith</u> , Darren Woodson
2003	-	Ebenezer Ekuban, Joey Galloway, Dat Nguyen, Roy Williams, <u>Darren Woodson</u>
2004	-	Keyshawn Johnson, Dat Nguyen, <u>Roy Williams</u>
2005	-	La'Roi Glover, <u>Keyshawn Johnson</u> , Roy Williams
2006	-	Terence Newman, DeMarcus Ware, <u>Roy Williams</u>
2007	-	DeMarcus Ware, Roy Williams, <u>Jason Witten</u>
2008	-	Bradie James, DeMarcus Ware, <u>Jason Witten</u>
2009	-	Bradie James, <u>DeMarcus Ware</u> , Jason Witten
2010	-	Terence Newman, DeMarcus Ware, <u>Jason Witten</u>
2011	-	<u>Bradie James</u> , DeMarcus Ware, Jason Witten
2012	-	Miles Austin, Brandon Carr, <u>Jason Witten</u>
2013	-	<u>Brandon Carr</u> , DeMarcus Ware, Jason Witten
2014	-	DeMarco Murray
2015	-	Brandon Carr
2016	-	Sean Lee
2017	-	Travis Frederick
2018	-	Dak Prescott
2019	-	Travis Frederick
2020	-	Jaylon Smith
2021	-	Dak Prescott

AP - Associated Press; CFP - College & Pro Football Newsweekly; DASA - Dallas All Sports Association; FD - Football Digest; FN - Football News; NEA - Newspaper Enterprise Association; PFG - Pro Football Guide; PFHF - Pro Football Hall of Fame; PFW - Pro Football Weekly; PFWA - Pro Football Writers of America; SBJ - Sports Business Journal; TSN - The Sporting News; UPI - United Press International



Three members of the Dallas Cowboys have won the prestigious NFL Man of the Year Award - Roger Staubach (1978), Troy Aikman (1997) and Jason Witten (2012). In 1999 the award was re-named the Walter Payton NFL Man of the Year Award.



Cowboys All-Time Draft By College

A

Air Force.....	1
Akron	1
Alabama	12
Alabama-Birm.....	1
Alabama State.....	1
Albany State.....	3
Amherst.....	1
Appalachian State.....	1
Arizona.....	9
Arizona State.....	14
Arkansas.....	3
Auburn.....	7

B

Ball State.....	3
Baylor.....	8
Bethune-Cookman.....	3
Bishop.....	1
Boise State.....	7
Boston College.....	10
Boston University.....	1
Bowling Green.....	1
Brigham Young.....	5
Buffalo.....	1

C

California.....	8
Cal-Lutheran.....	1
Cal Poly SLO.....	2
Carson-Newman.....	1
Catawba.....	1
Central Florida.....	2
Central Michigan.....	2
Central Missouri St.....	1
Central State.....	2
Central Washington St.....	1
Cincinnati.....	6
Clemson.....	8
Cofteville, JC (Kansas).....	1
Colgate.....	1
Colorado.....	11
Colorado State.....	5
Connecticut.....	2

D

Dade, JC.....	1
Dayton.....	2
Delaware.....	1
Delaware State.....	1
Duke.....	1

E

East Carolina.....	5
East Texas State.....	1
Eastern Illinois.....	1
Eastern Michigan.....	2
Eastern Washington.....	1
Edward Waters College.....	1
Elizabeth City State.....	1
Emory & Henry.....	1
Emporia State.....	1
Evansville.....	1

F

Findlay (Ohio).....	1
Florida.....	16
Florida A&M.....	3
Florida State.....	12
Fort Valley State.....	2
Fresno State.....	4

G

Geneva, Pa.....	1
Georgia.....	10
Georgia Southern.....	1
Georgia Tech.....	6
Grambling.....	3
Gustavus Adolphus.....	1

H

Hampton.....	1
Harvard.....	1
Hawaii.....	4
Henderson J.C.....	1
Holy Cross.....	1
Houston.....	7
Howard Payne.....	1
Humboldt State.....	1

I

Idaho State.....	1
Illinois.....	5
Illinois Wesleyan.....	1
Indiana.....	6
Indiana (PA).....	1
Indiana State.....	1
Iowa.....	9
Iowa State.....	4

J

Jackson State.....	1
James Madison.....	2
Johnson C. Smith.....	1

K

Kansas.....	5
Kansas State.....	2
Kentucky.....	7
Kentucky State.....	1
Kilgore, JC.....	1

L

Lane College.....	1
Langston.....	1
Lewis & Clark.....	1
Liberty.....	3
Livingstone College.....	1
Livingston State.....	1
Long Beach State.....	2
Louisiana State.....	8
Louisiana Tech.....	1
Louisville.....	3

M

Maine.....	2
Marquette.....	2
Marshall.....	1
Maryland.....	7
McMurry.....	1
McNeese State.....	1
Memphis.....	2
Miami, Fla.....	11
Miami, Ohio.....	1
Michigan.....	9
Michigan State.....	12
Mid. Tennessee St.....	2
Millersville State.....	1
Minnesota.....	3
Mississippi.....	6
Mississippi State.....	6
Mississippi Valley.....	1
Missouri.....	9
Missouri State.....	1
Montana.....	3
Montana State.....	1
Morehead State.....	1
Morgan State.....	1

N

Navy.....	1
Nebraska.....	12
Nebraska-Omaha.....	1
Nevada-Las Vegas.....	2
Nevada-Reno.....	2
New Mexico.....	4
No College.....	1
Norfolk State.....	2
North Carolina.....	9
North Carolina A&T.....	2
North Carolina Central.....	1
North Carolina State.....	5
North Dakota.....	2
North Texas.....	1
Northeast Louisiana.....	1
Northern Arizona.....	2
Northern Colorado.....	1
Northern Illinois.....	2
Northern Michigan.....	4
Northwestern.....	3
NW Louisiana.....	1
NW Oklahoma.....	1
Notre Dame.....	10

O

Ohio.....	1
Ohio State.....	13
Oklahoma.....	15
Oklahoma State.....	5
Oregon.....	11
Oregon State.....	8

P

Pacific.....	5
Penn State.....	11
Pittsburgh.....	8
Pomona-Pitzer.....	1
Prairie View A&M.....	2
Purdue.....	5

R

Rice.....	4
Rutgers.....	2

S

Sacred Heart.....	1
Salem.....	2
San Diego State.....	4
San Francisco State.....	2
San Jose State.....	1
Santa Clara.....	1
Sonoma State.....	1
South Alabama.....	1
South Carolina.....	5
Southern.....	1
Southern California.....	14
Southern Illinois.....	2
Southern Methodist.....	2
Southern Mississippi.....	5
Stanford.....	9
Stephen F. Austin.....	1
Syracuse.....	3

T

Tarleton State.....	1
Temple.....	2
Tennessee.....	17
Tennessee-Chat.....	2
Tennessee-A&I.....	1
Tennessee State.....	2
Texas.....	11
Texas-El Paso.....	1
Texas A&M.....	7
Texas Christian.....	4

Texas Southern.....	3
Texas Tech.....	8
Texas Western.....	1
Trinity Valley CC.....	1
Troy.....	1
Tulsa.....	10

U

UCLA.....	17
UC-Riverside.....	1
Utah.....	4
Utah State.....	1

V

Virginia Military Institute.....	1
Vanderbilt.....	4
Villanova.....	1
Virginia.....	3
Virginia State.....	1
Virginia Tech.....	6
Virginia Union.....	2
VPI.....	1

W

Wake Forest.....	2
Washington.....	12
Washington State.....	2
Weber State.....	3
West Texas A&M.....	3
West Virginia.....	5
West Virginia Tech.....	1
Western Illinois.....	2
Western Kentucky.....	1
William & Mary.....	2
Winston-Salem.....	1
Wisconsin.....	8
Wittenberg.....	1
Wyoming.....	6

Y

Yale.....	3
Youngstown State.....	2

TOP SCHOOLS

Tennessee.....	17
UCLA.....	17
Florida.....	16
Oklahoma.....	15
Arizona State.....	14
Southern California.....	14
Ohio State.....	13
Alabama.....	12
Florida State.....	12
Michigan State.....	12
Nebraska.....	12
Washington.....	12
Colorado.....	11
Miami.....	11
Oregon.....	11
Penn State.....	11
Texas.....	11
Boston College.....	10
Georgia.....	10
Notre Dame.....	10
Tulsa.....	10

Cowboys All-Time Draft

1960

EXPANSION DRAFT

Player Pos. College

FROM BALTIMORE

L.G. DUPRE.....RB.....Baylor
 RAY KROUSE.....DE.....Maryland
 DAVE SHERER.....WR/P.....Southern Methodist

FROM CHICAGO

DON HEALY.....DT.....Maryland
 JACK JOHNSON.....RB.....Miami, Fla.
 PETE JOHNSON.....RB.....V.M.I.

FROM CLEVELAND

LEROY BOLDEN.....RB.....Michigan State
 FRANK CLARKE.....WR/TE.....Colorado
 ED MODZELEWSKI.....RB.....Maryland

FROM DETROIT

CHARLES ANE.....C.....Southern California
 GENE CRONIN.....LB.....Pacific
 JIM DORAN.....WR.....Iowa State

FROM GREEN BAY

NATE BORDEN.....DE.....Indiana
 BILL BUTLER.....S.....Tenn. Chattanooga
 DON McLENNY.....RB.....Southern Methodist

FROM L.A. RAMS

TOM FRANCKHAUSER.....CB.....Purdue
 BOB FRY.....T.....Kentucky
 DUANE PUTNAM.....G.....Pacific

FROM N.Y. GIANTS

AL BARRY.....G.....Southern California
 MELWOOD "BUZ" GUY.....G.....Duke
 DON HEINRICH.....QB.....Washington

FROM PHILADELPHIA

DICK BIELSKI.....TE.....Maryland
 GERRY DeLUCCA.....T.....Mid. Tennessee St.
 BILL STRIEGEL.....LB.....Pacific

FROM PITTSBURGH

RAY FISHER.....T/D.....Eastern Illinois
 BOBBY LUNA.....RB.....Alabama
 RAY MATHEWS.....WR.....Clemson

FROM ST. LOUIS

BOB CROSS.....T.....Kilgore J.C.
 ED HUSMANN.....DT.....Nebraska
 JACK PATERA.....LB.....Oregon

FROM SAN FRANCISCO

FRED DUGAN.....WR.....Dayton
 JOHN GONZAGA.....DE.....no college
 JERRY TUBBS.....LB.....Oklahoma

FROM WASHINGTON

TOM BRAATZ.....LB.....Marquette
 JOE NICELY.....C.....West Virginia
 DOYLE NIX.....RB.....Southern Methodist

1961

(Drafted 2nd)

Rd. Player Pos. College Sel. #

- (A) No Choice – Traded along with sixth round choice to Washington for Eddie LeBaron.
- (B) BOB LILLY.....DT.....Texas Christian..... 13
 Choice from Cleveland for first round pick in 1962.
- E.J. HOLUB.....LB.....Texas Tech..... 16
 (went to AFL)
- STEW BARBER.....G.....Penn State.....30
 (went to AFL)
- SONNY DAVIS.....WR.....Baylor..... 44
 No Choice – Traded to San Francisco for Gene Babb.
- No Choice – Traded, along with first round choice, to Washington for LeBaron.
- ART GIMORE.....HB.....Oregon State..... 66
- DON TALBERT*.....T.....Texas..... 100
- GLYNN GREGORY.....HB.....Southern Methodist 114

BOLD Indicates Made Active Roster

- No Choice – Traded to Green Bay for Fred Cone.
- NORRIS STEVENSON...HB.....Missouri..... 142
- LOWNDES SHINGLER...QB.....Clemson..... 156
- DON GOODMAN.....HB.....Florida..... 170
- BILL SHAW.....G.....Georgia Tech..... 184
 (went to AFL)
- JULIUS VARNADO.....T.....San Francisco State 198
 (went to AFL)
- JERRY STEFFEN.....HB.....Colorado..... 212
- EVERETT CLOUD.....HB.....Maryland..... 226
- RANDY WILLIAMS.....HB.....Indiana..... 240
- LYNN HOYEM*.....C.....Long Beach State... 254
- JERRY MORGAN.....QB.....Iowa State..... 268

1962

(Drafted 4th)

Rd. Player Pos. College Sel. #

- No Choice – Traded to Cleveland for first round pick in 1961.
- SONNY GIBBS*.....QB.....Texas Christian..... 18
- (A) No Choice – Traded to Chicago for Don Meredith.
 (B) BOBBY PLUMMER.....G.....Texas Christian..... 39
 Choice from Cleveland for Duane Putnam.
- No Choice – Traded to San Francisco for Bill Herchman.
- No Choice – Traded to Los Angeles for Jimmy Harris.
- (A) DONNIE DAVIS.....TE.....Southern University... 74
 (B) GEORGE ANDRIE.....DE.....Marquette..... 82
 Choice and Allen Green from New York for Fred Dugan.
- No Choice – Traded to Los Angeles for John Houser.
- KEN TUREAUD.....RB.....Michigan..... 102
- No Choice – Traded to Baltimore for Don Perkins.
- JOHN M. LONGMEYER.....G.....Southern Illinois..... 130
- LARRY HUDAS.....WR.....Michigan State..... 144
- No Choice – Traded to Green Bay for Steve Meilinger.
- ROBERT MOSES.....TE.....Texas..... 172
- HAROLD HAYS*.....G.....Southern Mississippi. 186
- GUY REESE.....T.....Southern Methodist.. 200
- ROBERT JOHNSTON.....T.....Rice..... 214
- RAY JACOBS.....DT.....Howard Payne..... 228
 (went to AFL)
- DAVE CLOUTIER*.....RB.....Maine..... 242
 (went to AFL)
- PAUL HOLMES.....T.....Georgia..... 256
- AMOS BULLOCKS.....RB.....Southern Illinois..... 270

1963

(Drafted 6th)

Rd. Player Pos. College Sel. #

- LEE ROY JORDAN.....LB.....Alabama..... 6
- No Choice – Traded along with ninth round choice to Chicago for Chuck Howley.
- JIM PRICE.....LB.....Auburn..... 34
- WHALEY HALL*.....G.....Mississippi..... 48
- No Choice – Traded to New York for Dick Nolan.
- No Choice – Traded to Green Bay for John Suito.
- MARV CLOTHIER.....G.....Kansas..... 90
- No Choice – Traded to Green Bay for Lee Folkins.
- No Choice – Traded along with second round choice to Chicago for Chuck Howley.
- ROD SCHEYER.....T.....Washington..... 132
- RAY SHOENKE.....C.....Southern Methodist.. 146
- BILL PERKINS.....FB.....Iowa..... 160
- PAUL WICKER*.....T.....Fresno State..... 174
- LOU CIOCI.....LB.....Boston College..... 188
- JERRY OVERTON.....WR.....Utah..... 202
- DENNIS GOLDEN.....T.....Holy Cross..... 216
- ERNEST PARKS*.....G.....McMurry..... 230
 (went to AFL)
- BILL FRANK.....T.....Colorado..... 244
- JIM STIGER.....RB.....Washington..... 258
- TOMMY LUCAS.....TE.....Texas..... 272

1964

(Drafted 4th)

Rd.	Player	Pos.	College	Sel. #
1.	SCOTT APPLETON	DT	Texas	4
2.	MEL RENFRO	QB	Oregon	17
3.	No Choice - Traded to L.A. Rams for Bob Long and John Meyers.			
4.	PERRY LEE DUNN	DB	Mississippi	45
5.	No Choice - Traded to Green Bay for Gary Barnes			
6.	(A) BILLY LOTHBRIDGE	K-QB	Georgia Tech	73
6.	(B) JIM CURRY	WR	Cincinnati	82
Choice from Cleveland for Andy Cvercko.				
6.	(C) JIMMY EVANS	WR	Texas Western	83
Choice from Green Bay for Jerry Norton.				
7.	BOB HAYES*	WR	Florida A&M	88
8.	AL GEVERINK	RB	UCLA	101
9.	JAKE KUPP	G.	Washington	116
10.	ROGER STAUBACH*	QB	Navy	129
11.	BOBBY CRENSHAW	G.	Baylor	144
(went to AFL)				
12.	JOHNNY NORMAN	WR	NW Louisiana	157
13.	JERRY RHOME*	QB	Tulsa	172
14.	JIM WORDEN	LB	Wittenberg	185
15.	BILL VAN BURKLEO	WR	Tulsa	200
16.	PAUL CERCEL	C.	Pittsburgh	213
17.	HARRY ABELL*	LB	Missouri	228
(went to AFL)				
18.	No Selection - Player chosen not eligible.			
19.	H.D. MURPHY	DB	Oregon	256
20.	JOHN HUGHES	LB	Southern Methodist	269

1965

(Drafted 6th)

Rd.	Player	Pos.	College	Sel. #
1.	CRAIG MORTON	QB	California	5
2.	MALCOLM WALKER	LB	Rice	19
3.	No Choice - Traded to Green Bay			
4.	(A) JIM SIDLE	FB	Auburn	47
4.	(B) BOB SVIHUS	T.	Southern California	53
(went to AFL) Choice from Detroit for Sonny Gibbs.				
5.	ROGER PETTEE	LB	Florida	61
6.	SONNY UTZ	RB	VPI	75
7.	BRIG OWENS	DB	Cincinnati	89
8.	RUSSELL WAYT	LB	Rice	103
9.	JIM ZANIOS	FB	Texas Tech	117
10.	GAYLON McCOLLOUGH	C.	Alabama	131
11.	JETHRO PUGH	DT	Elizabeth City State	145
12.	ERNIE KELLERMAN	QB	Miami, OH	159
13.	JACK SCHRAUB	TE	California	173
14.	GARRY PORTERFIELD	DE	Tulsa	187
15.	GENE FOSTER	RB	Arizona State	201
(went to AFL)				
16.	DOUG McDOUGAL	E.	Oregon State	215
17.	MITCH JOHNSON	T.	UCLA	229
18.	MARTIN AMSLER	DT	Evansville	243
19.	MERV RETTENMUND	HB	Ball State	257
20.	RON BARLOW*	T.	Kansas State	271

1966

(Drafted 5th)

Rd.	Player	Pos.	College	Sel. #
1.	JOHN NILAND	G.	Iowa	5
2.	WILLIE TOWNES*	DE	Tulsa	22
3.	No Choice - Traded to San Francisco for Leon Donohue.			
4.	No Choice - Traded to Baltimore for Ralph Neely.			
5.	(A) No Choice - Traded to San Francisco for J.D. Smith.			
5.	(B) WALT GARRISON	RB	Oklahoma State	79
Choice from Baltimore through Detroit for Amos Marsh.				
6.	BOB DUNLEVY	WR	West Virginia	86
7.	ART ROBINSON	TE	Florida A&M	100
8.	DON KUNIT	RB	Penn State	116
9.	DARRELL ELAM	FL	West Virginia Tech	130
10.	MASON MITCHELL	RB	Washington	146
11.	AUSTIN DENNEY*	TE	Tennessee	160
12.	(A) LES SHY	RB	Long Beach State	173
Choice from Pittsburgh for Lee Folkins.				

12.	(B) CRAIG BAYNHAM*	RB	Georgia Tech	176
13.	RONNIE LAMB	RB	South Carolina	190
14.	LEWIS TURNER	RB	Norfolk State	206
15.	MARK GARTUNG*	DT	Oregon State	220
16.	TOM PIGGEE	RB	San Francisco State	236
17.	GEORGE ALLEN	T	West Texas State	250
(went to AFL)				
18.	STEVE ORR	DT	Washington	266
19.	BYRON JOHNSON	T	Central Wash. St.	280
20.	LOU HUDSON	FL	Minnesota	296

1967

(Drafted 23rd)

Rd.	Player	Pos.	College	Sel. #
1.	No Choice - Given along with second- and two fifth round choices, to Houston for Ralph Neely.			
2.	No Choice - Given along with first- and two fifth round choices to Houston for Ralph Neely.			
3.	PHIL CLARK	DB	Northwestern	76
4.	CURTIS MARKER	G.	Northern Michigan	103
5.	(A) No Choice - Choice and Jim Steffen from Washington for Rich Owens, Mitch Johnson, and Jake Kupp; given along with first, second and fifth round choices to Houston for Ralph Neely.			
5.	(B) No Choice - From Cleveland for Joe Bob Isbell; given along with first, second and fifth round choices to Houston for Ralph Neely.			
5.	(C) No Choice - Traded to Green Bay for Henry Grimmer.			
6.	SIMS STOKES	DE	Northern Arizona	157
7.	RAYFIELD WRIGHT	DB	Fort Valley State	182
8.	STEVE LAUB	QB	Illinois Wesleyan	208
9.	BYRON MORGAN	DB	Findlay (Ohio)	234
10.	EUGENE BOWENS	RB	Tennessee A&I	260
11.	PAT RILEY	WR	Kentucky	285
12.	HAROLD DETERS	K.	North Carolina State	312
13.	AL KERKIAN	DE	Akron	338
14.	TOM BOYD	G.	Tarleton State	364
15.	LEAVIE DAVIS	DB	Edward Waters Col.	390
16.	PAUL BROTHERS	HB	Oregon State	416
17.	GEORGE ADAMS	LB	Morehead State	442

1968

(Drafted Alternately 20th, 19th, 21st)

Rd.	Player	Pos.	College	Sel. #
1.	DENNIS HOMAN	FL	Alabama	20
2.	DAVID McDANIELS	WR	Mississippi Valley	45
3.	(A) No Choice - Traded to Minnesota for Lance Rentzel.			
3.	(B) ED HARMON	LB	Louisville	71
Choice from Chicago for Austin Denney and Mac Percival.				
4.	(A) No Choice - Traded to New Orleans for Larry Stephens.			
4.	(B) JOHN DOUGLAS	LB	Missouri	97
Choice from New York for Jim Colvin.				
5.	BLAINE NYE	G.	Stanford	130
6.	D.D. LEWIS	LB	Mississippi State	159
7.	BOB TAUCHER	TE	Nebraska	185
8.	FRANK BROWN	DE	Albany State	211
9.	KEN KMIEC	DB	Illinois	241
10.	BEN OLISON	FL	Kansas	266
11.	RON SHOTTS	RB	Oklahoma	292
12.	WILSON WHITTY	LB	Boston University	321
13.	CARTER LORD	TE	Harvard	347
14.	RON WILLIAMS	DB	West Virginia	373
15.	TOMMY LUNCEFORD	P.	Auburn	402
16.	LARRY COLE	DE	Hawaii	428
17.	GEORGE NORDGREN	RB	Houston	454

1969

(Drafted Alternately 24th, 23rd, 22nd)

Rd.	Player	Pos.	College	Sel. #
1.	CALVIN HILL	RB	Yale	24
2.	RICHMOND FLOWERS	WR	Tennessee	49
3.	(A) TOM STINCIC	LB	Michigan	68
3.	(B) HALVOR HAGEN	DE	Weber State	74
Choice from San Francisco for Harold Hayes.				
4.	No Choice - Traded to New Orleans for Dave Simmons.			
5.	(A) No Choice - Traded to Baltimore for Andy Stynchula.			

1969 Draft, cont.

5.	(B) CHUCK KYLE.....LB.....	Purdue.....	125
	Choice from Los Angeles for Coy Bacon.		
6.	RICH SHAW.....FL.....	Arizona State.....	152
7.	LARRY BALES.....WR.....	Emory & Henry.....	180
8.	ELMER BENHARDT.....LB.....	Missouri.....	205
9.	CLAXTON WELCH.....RB.....	Oregon.....	230
10.	STUART GOTTLIEB.....G.....	Weber State.....	258
11.	CLARENCE WILLIAMS.....DT.....	Prairie View A&M.....	283
12.	BOB BELDEN.....QB.....	Notre Dame.....	308
13.	RENE MATISON.....WR.....	New Mexico.....	336
14.	GERALD LUTRI.....T.....	Northern Michigan.....	361
15.	BILL JUSTUS.....DB.....	Tennessee.....	386
16.	FLOYD KERR.....DB.....	Colorado State.....	414
17.	BILL BAILEY.....DT.....	Lewis & Clark.....	439

1970

(Drafted 23rd)

Rd.	Player	Pos.	College	Sel. #
1.	DUANE THOMAS.....RB.....	West Texas.....	23	
2.	(A) BOB ASHER.....T.....	Vanderbilt.....	27	
	Choice from Chicago for Craig Baynham and Phil Clark.			
2.	(B) MARGENE ADKINS.....WR.....	Henderson J.C.....	49	
3.	(A) CHARLIE WATERS.....CB.....	Clemson.....	66	
	Choice from Houston through Cleveland for Jerry Rhome.			
3.	(B) STEVE KINER.....LB.....	Tennessee.....	73	
	Choice from Cleveland for Jerry Rhome.			
3.	(C) DENTON FOX.....S.....	Texas Tech.....	75	
4.	JOHN FITZGERALD.....T.....	Boston College.....	101	
5.	No Choice - Traded to St. Louis for Bobby Joe Conrad.			
6.	PAT TOOMAY.....DE.....	Vanderbilt.....	153	
7.	DON ABBEY.....LB.....	Penn State.....	179	
8.	JERRY DOSSEY.....G.....	Arkansas.....	205	
9.	ZENON ANDRUSYSHYN.....K.....	UCLA.....	231	
10.	PETE ATHAS.....S.....	Dade J.C.....	257	
11.	IVAN SOUTHERLAND.....DT.....	Clemson.....	283	
12.	JOE WILLIAMS.....RB.....	Wyoming.....	309	
13.	MARK WASHINGTON.....CB.....	Morgan State.....	335	
14.	JULIAN MARTIN.....WR.....	N. Carolina Central.....	361	
15.	KEN DeLONG.....TE.....	Tennessee.....	387	
16.	SEABERN HILL.....CB.....	Arizona State.....	411	
17.	GLENN PATTERSON.....C.....	Nebraska.....	438	

1971

(Drafted 25th)

Rd.	Player	Pos.	College	Sel. #
1.	TODY SMITH.....DE.....	Southern California.....	25	
2.	ISAAC THOMAS.....CB.....	Bishop.....	51	
3.	(A) SAM SCARBER.....RB.....	New Mexico.....	69	
	Choice from St. Louis for John Wilbur.			
3.	(B) BILL GREGORY.....DE.....	Wisconsin.....	77	
4.	(A) JOE CARTER.....TE.....	Grambling.....	80	
	Choice from New Orleans for Willie Townes.			
4.	(B) BUDDY MITCHELL.....T.....	Mississippi.....	103	
5.	RON KADZIEL.....LB.....	Stanford.....	129	
6.	STEVE MAIER.....WR.....	Northern Arizona.....	155	
7.	BILL GRIFFIN.....T-G.....	Catawba.....	181	
8.	RON JESSIE.....WR.....	Kansas.....	206	
9.	HONOR JACKSON.....WR.....	Pacific.....	233	
10.	RODNEY WALLACE.....DT.....	New Mexico.....	259	
11.	ERNEST BONWELL.....LB.....	Lane College.....	285	
12.	STEVE GOEPEL.....QB.....	Colgate.....	311	
13.	JAMES FORD.....RB.....	Texas Southern.....	337	
14.	TYRONE COUZY.....DB.....	Utah State.....	363	
15.	BOB YOUNG.....TE.....	Delaware.....	389	
16.	JOHN BRENNAN.....T.....	Boston College.....	415	
17.	JOHN BOMER.....C.....	Memphis State.....	440	

1972

(Drafted 26th)

Rd.	Player	Pos.	College	Sel. #
1.	BILL THOMAS.....RB.....	Boston College.....	26	
2.	(A) ROBERT NEWHOUSE.....RB.....	Houston.....	35	
	Choice from New England for Halvor Hagen and Honor Jackson.			

2.	(B) JOHN BABINECZ.....LB.....	Villanova.....	39
	Choice from New Orleans for Margene Adkins.		
2.	(C) CHARLES MCKEE.....WR.....	Arizona.....	52
3.	(A) MIKE KELLER.....LB.....	Michigan.....	64
	Choice from New England for Halvor Hagen and Honor Jackson.		
3.	(B) MARY BATEMAN.....P-K.....	Utah.....	78
4.	(A) TIM KEARNEY.....LB.....	Northern Michigan.....	83
	Choice from New Orleans for Joe Williams.		
4.	(B) ROBERT WEST.....WR.....	San Diego State.....	90
	Choice from New England for Steve Kiner.		
4.	(C) CHARLES ZAPIEC.....LB.....	Penn State.....	93
	Choice from Detroit for Ron Jessie.		
4.	(D) No Choice - Traded to New Orleans for Jon Talbert.		
5.	No Choice - Traded to San Diego for Tony Liscio.		
6.	CHARLES BOLDEN.....DB.....	Iowa.....	156
7.	No Choice - Traded to Chicago for Lee Roy Caffey.		
8.	RALPH COLEMAN.....LB.....	North Carolina A&T.....	208
9.	ROY BELL.....RB.....	Oklahoma.....	234
10.	RICHARD AMMAN.....DE.....	Florida State.....	260
11.	LONNIE LEONARD.....T-G.....	North Carolina A&T.....	286
12.	JIMMY HARRIS.....WR.....	Ohio State.....	312
13.	JEAN FUGETT.....TE.....	Amherst.....	338
14.	ALAN THOMPSON.....RB.....	Wisconsin.....	363
15.	CARLOS ALVAREZ.....WR.....	Florida.....	390
16.	GORDON LONGMIRE.....QB.....	Utah.....	416
17.	ALFONSO CAIN.....DT.....	Bethune-Cookman.....	442

1973

(Drafted Alternately 20th, 22nd, 21st)

Rd.	Player	Pos.	College	Sel. #
1.	BILLY JOE DuPREE.....TE.....	Michigan State.....	20	
2.	(A) GOLDEN RICHARDS.....WR.....	Hawaii.....	46	
	Choice from Green Bay for Ron Widby and Ike Thomas.			
2.	(B) No Choice - To Chicago as compensation for signing Jack Cannon.			
3.	(A) HARVEY MARTIN.....DT.....	East Texas State.....	53	
	Choice from Houston through New Orleans for Tom Stincic.			
3.	(B) No Choice - Traded to New England for Ron Sellers.			
4.	DRANE SCRIVENER.....DB.....	Tulsa.....	98	
5.	BRUCE WALTON.....T.....	UCLA.....	126	
6.	BOB LEYEN.....G.....	Yale.....	151	
7.	RODRIGO BARNES.....LB.....	Rice.....	176	
8.	DAN WERNER.....QB.....	Michigan State.....	204	
9.	MIKE WHITE.....CB.....	Minnesota.....	229	
10.	CARL JOHNSON.....LB.....	Tennessee.....	254	
11.	GERALD CASWELL.....G.....	Colorado State.....	282	
12.	JIM ARNESON.....G.....	Arizona.....	307	
13.	JOHN SMITH.....WR.....	UCLA.....	332	
14.	BOB THORNTON.....G-C.....	North Carolina.....	360	
15.	WALT BAISY.....LB.....	Grambling.....	385	
16.	JOHN CONLEY.....TE.....	Hawaii.....	410	
17.	LES STRAYHORN.....RB.....	East Carolina.....	438	

1974

(Drafted Alternately 22nd, 21st, 20th, 23rd)

Rd.	Player	Pos.	College	Sel. #
1.	(A) ED JONES.....DE.....	Tennessee State.....	1	
	Choice from Houston for Tody Smith and Billy Parks.			
1.	(B) CHARLES YOUNG.....RB.....	North Carolina State.....	22	
2.	No Choice - Choice and Ron Sellers to Miami for Otto Stowe.			
3.	(A) DANNY WHITE.....QB.....	Arizona State.....	53	
	Choice from Houston for Tody Smith and Billy Parks.			
3.	(B) CALVIN PETERSON.....LB.....	UCLA.....	72	
4.	(A) KEN HUTCHERSON.....LB.....	Livingston State.....	97	
	Choice from Oakland for Gloster Richardson.			
4.	(B) ANDY ANDRADE.....RB-DB.....	Northern Michigan.....	101	
5.	JOHN KELSEY.....T.....	Missouri.....	126	
6.	JIM BRIGHT.....DB.....	UCLA.....	151	
7.	RAYMOND NESTER.....LB.....	Michigan State.....	176	
8.	MIKE HOLT.....DB.....	Michigan State.....	205	
9.	BILL DULIN.....T.....	Johnson C. Smith.....	230	
10.	DENNIS MORGAN.....DB.....	Western Illinois.....	255	
11.	HARVEY MCGEE.....WR.....	Southern Mississippi.....	280	
12.	KEITH BOBO.....QB.....	Southern Methodist.....	309	

13.	FRED LIMA	K	Colorado	334
14.	DOUG RICHARDS	DB	Brigham Young	359
15.	BRUCE CRAFT	DT	Geneva, Pa.	384
16.	GENE KILLIAN	T	Tennessee	413
17.	LAWRIE SKOLROOD	T	North Dakota	438

1975

(Drafted 18th)

Rd.	Player	Pos.	College	Sel. #
1.	(A) RANDY WHITE	DE	Maryland	2
Choice from N.Y. Giants for Craig Morton.				
1.	(B) THOMAS HENDERSON	LB	Langston	18
2.	BURTON LAWLESS	G	Florida	44
3.	BOB BREUNIG	LB	Arizona State	70
4.	(A) PAT DONOVAN	DE	Stanford	90
Choice from Houston for Mike Montgomery.				
4.	(B) RANDY HUGHES	DB	Oklahoma	96
5.	(A) KYLE DAVIS	C	Oklahoma	113
Choice from Green Bay for Jack Concannon.				
5.	(B) No Choice - Traded to Cincinnati for Clint Longley.			
6.	ROLLY WOOLSEY	DB	Boise State	148
7.	MICHAEL HEGMAN	LB	Tennessee State	173
8.	MITCH HOOPES	P	Arizona	200
9.	ED JONES	DB	Rutgers	226
10.	DENNIS BOOKER	RB	Millersville State	252
11.	GREG KRPALEK	C	Oregon State	278
12.	CHUCK BLAND	DB	Cincinnati	304
13.	HERB SCOTT	G	Virginia Union	330
14.	SCOTT LAIDLAW	RB	Stanford	356
15.	WILLIE HAMILTON	RB	Arizona	382
16.	PETE CLARK	TE	Colorado State	407
17.	JIM TESTERMAN	TE	Dayton	434

1976

(Drafted 27th)

Rd.	Player	Pos.	College	Sel. #
1.	AARON KYLE	DB	Wyoming	27
2.	(A) JIM JENSEN	RB	Iowa	40
Choice from N.Y. Giants for Craig Morton.				
2.	(B) JIM EIDSON	G	Mississippi State	55
3.	(A) DUKE FERGERSON	WR	San Diego State	73
Choice from San Francisco for Bob Hayes.				
3.	(B) JOHN SMITH	RB	Boise State	75
Choice from Denver for Otto Stowe.				
3.	(C) BUTCH JOHNSON	WR	UC-Riverside	87
4.	TOM RAFFERTY	G	Penn State	119
5.	WALLY PESUIT	T	Kentucky	151
6.	GREG MCGUIRE	T	Indiana	181
7.	(A) GREG SCHAUM	DT	Michigan State	186
Choice from San Diego for Ken Hutcherson.				
7.	(B) DAVID WILLIAMS	RB	Colorado	208
8.	HENRY LAWS	DB	South Carolina	236
9.	BEASLEY REECE	DB	North Texas	264
10.	LEROY COOK	DE	Alabama	290
11.	CORNELIUS GREEN	QB	Ohio State	317
12.	CHARLES McSHANE	LB	Cal Lutheran	346
13.	MARK DRISCOLL	QB	Colorado State	374
14.	LARRY MUSHINSKIE	TE	Nebraska	402
15.	DALE CURRY	LB	UCLA	430
16.	RICH COSTANZO	T	Nebraska	458
17.	STAN WOODFILL	K	Oregon	486

1977

(Drafted Alternately 24th, 25th, 26th)

Rd.	Player	Pos.	College	Sel. #
1.	TONY DORSETT	RB	Pittsburgh	2
Choice from Seattle for Cowboys first round choice and three second round choices.				
2.	GLENN CARANO	QB	Nevada-Las Vegas	54
Choice from Seattle for Duke Ferguson.				
3.	(A) TONY HILL	WR	Stanford	62
Choice from Philadelphia for John Niland.				

3.	(B) VAL BELCHER	G	Houston	81
4.	GUY BROWN	LB	Houston	108
5.	ANDY FREDERICK	OL	New Mexico	137
6.	JIM COOPER	T	Temple	164
7.	DAVID STALLS	DT	Northern Colorado	191
8.	(A) AL CLEVELAND	DL	Pacific	208
Choice from San Diego for Mitch Hoopes.				
8.	(B) FRED WILLIAMS	RB	Arizona State	221
9.	MARK CANTRELL	C	North Carolina	248
10.	STEVE DeBERG	QB	San Jose State	275
11.	DON WARDLOW	TE	Washington	305
12.	GREG PETERS	OL	California	332

1978

(Drafted 28th)

Rd.	Player	Pos.	College	Sel. #
1.	LARRY BETHEA	DL	Michigan State	28
2.	TODD CHRISTENSEN	RB-TE	Brigham Young	56
3.	DAVID HUGGINS	OL	Oklahoma	84
4.	ALOIS BLACKWELL	RB	Houston	112
5.	RICH ROSEN	G	Syracuse	140
6.	HAROLD RANDOLPH	LB	East Carolina	168
7.	TOM RANDALL	DT	Iowa State	196
8.	HOMER BUTLER	WR	UCLA	224
9.	RUSS WILLIAMS	DB	Tennessee	252
10.	BARRY TOMASETTI	OL	Iowa	280
11.	DENNIS THURMAN	S	Southern California	308
12.	LEE WASHBURN	OL	Montana State	336

1979

(Drafted 27th)

Rd.	Player	Pos.	College	Sel. #
1.	ROBERT SHAW	C	Tennessee	27
2.	AARON MITCHELL	CB	Nevada-Las Vegas	55
3.	DOUG COSBIE	TE	Santa Clara	76
Swapped choices with Seattle in Bill Gregory trade.				
4.	RALPH DeLOACH	DE	California	109
5.	(A) BOB HUKILL	OL	North Carolina	121
Choice from Chicago for Golden Richards.				
5.	(B) CURTIS ANDERSON	DE	Central State (OH)	128
Choice from Seattle for Efen Herrera.				
5.	(C) RON SPRINGS	RB	Ohio State	136
6.	(A) TIM LAVENDER	CB	Southern California	155
Choice from Seattle for Bill Gregory.				
6.	(B) MIKE SALZANO	OL	North Carolina	160
Choice from Denver for Jim Jensen.				
6.	(C) CHRIS DeFRANCE	WR	Arizona State	164
7.	GREG FITZPATRICK	LB	Youngstown	191
8.	BRUCE THORNTON	DT	Illinois	219
9.	GARRY COBB	LB	Southern California	247
10.	MIKE CALHOUN	DT	Notre Dame	274
11.	No Choice - Traded to Detroit for Skip Butler.			
12.	QUENTIN LOWRY	LB	Youngstown	329

1980

(Drafted Alternately 23rd, 24th, 25th)

Rd.	Player	Pos.	College	Sel. #
1.	No Choice - Traded along with second round choice to Baltimore for John Dutton.			
2.	No Choice - Traded along with first round choice to Baltimore for John Dutton.			
3.	(A) BILL ROE	LB	Colorado	78
Choice from Chicago for Golden Richards.				
3.	(B) JAMES JONES	RB	Mississippi State	81
4.	KURT PETERSEN	DL	Missouri	107
5.	GARY HOGEBOOM	QB	Central Michigan	135
6.	TIMMY NEWSOME	RB	Winston-Salem State	165
7.	LESTER BROWN	RB	Clemson	192
8.	LARRY SAVAGE	LB	Michigan State	219
9.	JACKIE FLOWERS	WR	Florida State	249
10.	MATTHEW TEAGUE	DE	Prairie View &M	276
11.	GARY PADJEN	LB	Arizona State	303
12.	NORM WELLS	DT	Northwestern	333

1981

(Drafted Alternately 25th and 26th)

Rd.	Player	Pos.	College	Sel. #
1.	HOWARD RICHARDS	T	Missouri	26
2.	DOUG DONLEY	WR	Ohio State	53
3.	GLEN TITENSOR	DL	Brigham Young	82
4.	(A) SCOTT PELLUER	LB	Washington State	92
	Choice from San Francisco for Thomas Henderson.			
4.	(B) DERRIE NELSON	LB	Nebraska	109
5.	DANNY SPRADLIN	LB	Tennessee	138
6.	VINCE SKILLINGS	DB	Ohio State	165
7.	(A) RON FELLOWS	DB	Missouri	175
	Choice from Tampa Bay for Dave Stalls.			
7.	(B) KEN MILLER	DB	East Michigan	194
8.	PAUL PIUROWSKI	DB	Florida State	221
9.	MIKE WILSON	WR	Washington State	250
10.	PAT GRAHAM	DT	California	277
11.	TIM MORRISON	G	Georgia	300
12.	NATE LUNDY	WR	Indiana	303

1982

(Drafted 26th)

Rd.	Player	Pos.	College	Sel. #
1.	ROD HILL	CB	Kentucky State	25
2.	JEFF ROHRER	LB	Yale	54
3.	JIM ELIOPULOS	LB	Wyoming	82
4.	(A) BRIAN CARPENTER	CB	Michigan	102
	Choice from Tampa Bay for Dave Stalls.			
4.	(B) MONTY HUNTER	S	Salem College	110
5.	PHIL POZDERAC	T	Notre Dame	138
6.	(A) KEN HAMMOND	G	Vanderbilt	144
	Choice from Cleveland for Bruce Huther.			
6.	(B) CHARLES DAUM	DL	Cal Poly-SLO	166
7.	BILL PURIFOY	DL	Tulsa	194
8.	(A) GEORGE PEOPLES	RB	Auburn	217
	Choice from Denver through Buffalo for Wade Manning.			
8.	(B) DWIGHT SULLIVAN	RB	North Carolina State	222
9.	JOE GARY	DL	UCLA	250
10.	TODD ECKERSON	T	North Carolina State	278
11.	(A) GEORGE THOMPSON	WR	Albany State	297
	Choice from Tampa Bay for Aaron Mitchell.			
11.	(B) MICHAEL WHITING	RB	Florida State	306
12.	RICH BURTNES	G	Montana	334

1983

(Drafted Alternately 23rd, 24th, 21st, 22nd)

Rd.	Player	Pos.	College	Sel. #
1.	JIM JEFFCOAT	DE	Arizona State	23
2.	MIKE WALTER	LB	Oregon	50
3.	BRYAN CALDWELL	DE	Arizona State	77
4.	CHRIS FAULKNER	TE	Florida	108
5.	CHUCK McSWAIN	RB	Clemson	135
6.	REGGIE COLLIER	QB	Southern Mississippi	162
7.	CHRIS SCHULTZ	T	Arizona	179
8.	LAWRENCE RICKS	RB	Michigan	210
9.	AL GROSS	S	Arizona	237
10.	ERIC MORAN	T	Washington	264
11.	DAN TAYLOR	T	Idaho State	291
12.	LORENZO BOUIER	RB	Maine	322

1984

(Drafted Alternately 25th and 26th)

Rd.	Player	Pos.	College	Sel. #
1.	BILLY CANNON	LB	Texas A&M	25
2.	(A) VICTOR SCOTT	DB	Colorado	40
	Choice from Houston thru Minnesota for Butch Johnson.			
2.	(B) No Choice - Traded to Houston for Mike Renfro.			
3.	FRED CORNWELL	TE	Southern California	81
4.	STEVE DeOSSIE	LB	Boston College	110
5.	(A) STEVE PELLUER	QB	Washington	113
	Choice from Tampa Bay for Danny Spradlin.			

5.	(B) NORM GRANGER	RB	Iowa	137
6.	(A) EUGENE LOCKHART	LB	Houston	152
	Choice from Chicago for Jay Saldi.			
6.	(B) JOE LEVELIS	G	Iowa	166
7.	ED MARTIN	LB	Indiana State	193
8.	MIKE REVELL	RB	Bethune-Cookman	222
9.	(A) JOHN HUNT	OL	Florida	232
	Choice from Indianapolis for Raul Allegre.			
9.	(B) NEAL MAUNE	OL	Notre Dame	249
10.	BRIAN SALONEN	TE	Montana	278
11.	DOWE AUGHTMAN	DL	Auburn	304
12.	CARL LEWIS	WR	Houston	334

U.S.F.L. SUPPLEMENTAL DRAFT

(Drafted Alternately 25th and 26th)

Rd.	Player	Pos.	College	Sel. #
1.	TODD FOWLER	FB	Stephen F. Austin	25
	From Houston Gamblers.			
2.	MALCOLM MOORE	WR	Southern California	54
	From Los Angeles Express.			
3.	JEFF SPEK	TE	San Diego State	81
	From New Jersey Generals.			

1985

(Drafted Alternately 17th, 16th, 20th, 19th, 18th)

Rd.	Player	Pos.	College	Sel. #
1.	KEVIN BROOKS	DE	Michigan	17
2.	JESSE PENN	LB	Virginia Tech	44
3.	CRAWFORD KER	G	Florida	76
4.	ROBERT LAVETTE	RB	Georgia Tech	103
5.	(A) HERSCHEL WALKER	RB	Georgia	114
	Choice from Houston for Butch Johnson.			
5.	(B) MATT DARWIN	C/G	Texas A&M	119
	Choice from Cleveland thru Buffalo for Rod Hill.			
6.	(A) KURT PLOEGER	DT	Gustavus Adolphus	144
	Choice from Indianapolis for Steve Wright.			
6.	(B) MATT MORAN	C/G	Stanford	157
7.	(A) KARL POWE	WR	Alabama State	178
	Choice from San Diego thru Kansas City for Lawrence Ricks.			
7.	(B) JIM HERRMANN	DE	Brigham Young	184
8.	LEON GONZALEZ	WR	Bethune-Cookman	216
9.	SCOTT STRASBURGER	LB	Nebraska	243
10.	JOE JONES	TE	Virginia Tech	270
11.	NEAL DELLOCONO	LB	UCLA	297
12.	KARL JORDAN	LB	Vanderbilt	324

1986

(Drafted Alternately 21st, 20th, 19th, 18th)

Rd.	Player	Pos.	College	Sel. #
1.	(A) MIKE SHERRARD	WR	UCLA	18
	Choice from San Francisco for Cowboys first and fifth round choices.			
1.	(B) No Choice - Traded to San Francisco along with fifth round choice for San Francisco's first round choice.			
2.	DARRYL CLACK	RB	Arizona State	33
	Traded to from Indianapolis for Gary Hogeboom.			
3.	MARK WALES	DT	UCLA	74
4.	MAX ZENDEJAS	K	Arizona	100
5.	No Choice - Traded to San Francisco along with first round choice for San Francisco's first round choice.			
6.	(A) THORNTON CHANDLER	TE	Alabama	140
	Choice from Buffalo for Rod Hill.			
6.	(B) STAN GELBAUGH	QB	Maryland	150
	Choice from Detroit for Angelo King.			
6.	(C) LLOYD YANCEY	G	Temple	158
7.	JOHNNY HOLLOWAY	DB	Kansas	185
8.	TOPPER CLEMONS	RB	Wake Forest	212
9.	JOHN IONATA	G	Florida State	242
10.	BRYAN CHESTER	G	Texas	269
11.	GARTH JAX	LB	Florida State	296
12.	(A) CHRIS DULIBAN	LB	Texas	307
	Choice from Buffalo for Rod Hill.			
12.	(B) TONY FLACK	DB	Georgia	322

1987

(Drafted Alternately 12th and 11th)

Rd.	Player	Pos.	College	Sel. #
1.	DANNY NOONAN	DT	Nebraska	12
2.	RON FRANCIS	CB	Baylor	39
3.	JEFF ZIMMERMAN	OL	Florida	68
4.	KELVIN MARTIN	WR	Boston College	95
5.	EVERETT GAY	WR	Texas	124
6.	JOE ONOSAI	OL	Hawaii	151
7.	KEVIN SWEENEY	OB	Fresno State	180
8.	KEVIN GOGAN	T	Washington	206
9.	ALVIN BLOUNT	RB	Maryland	235
10.	DALE JONES	LB	Tennessee	262
11.	JEFF WARD	K	Texas	291
12.	SCOTT ARMSTRONG	LB	Florida	318

1988

(Drafted Alternately 11th, 14th, 13th, 12th)

Rd.	Player	Pos.	College	Sel. #
1.	MICHAEL IRVIN	WR	Miami, Fla.	11
2.	KEN NORTON, JR.	LB	UCLA	41
3.	MARK HUTSON	G	Oklahoma	67
4.	DAVE WIDELL	T	Boston College	94
5.	No Choice - Traded to Seattle for Ron Essink.			
6.	SCOTT SECULES	QB	Virginia	151
7.	OWEN HOOVEN	T	Oregon State	178
8.	MARK HIGGS	RB	Kentucky	205
9.	BRIAN BEDFORD	WR	California	232
10.	BILLY OWENS	DB	Pittsburgh	263
11.	CHAD HENNING	DE	Air Force	290
12.	BEN HUMMEL	LB	UCLA	317

1989

(Drafted 1st)

Rd.	Player	Pos.	College	Sel. #
1.	TROY AIKMAN	QB	UCLA	1
2.	(A) Steve Wisniewski	G	Penn State	29
	Traded along with sixth round choice to L.A. Raiders for their second, third and fifth round choices.			
2.	(B) DARYL JOHNSTON	FB	Syracuse	39
	Choice from L.A. Raiders along with third and fifth round choices for Cowboys second and sixth round choices.			
3.	(A) MARK STEP NOSKI	OL	Pittsburgh	57
3.	(B) RHONDY WESTON	DE	Florida	68
	Choice from L.A. Raiders along with second and fifth round choices for Cowboys second and sixth round choices.			
4.	TONY TOLBERT	DE	Texas-El Paso	85
4.	(A) KEITH JENNINGS	TE	Clemson	113
5.	(B) WILLIS CROCKETT	LB	Georgia Tech	119
	Choice from L.A. Raiders along with second and third round choices for Cowboys second and sixth round choices.			
5.	(C) JEFF ROTH	DT	Florida	125
	Choice from Denver for Tony Dorsett.			
6.	No Choice - Traded to L.A. Raiders along with second round choice for Raiders second, third and fifth round choices.			
7.	KEVIN PETERSON	LB	Northwestern	168
8.	CHARVEZ FOGER	RB	Nevada-Reno	196
9.	TIM JACKSON	DB	Nebraska	224
10.	ROD CARTER	LB	Miami, Fla.	252
11.	RANDY SHANNON	LB	Miami, Fla.	280
12.	SCOTT ANKROM	WR	Texas Christian	308

1990

(Drafted 1st)

Rd.	Player	Pos.	College	Sel. #
1.	(A) No Choice - Used to select Steve Walsh in the 1989 supplemental draft.			
1.	(B) EMMITT SMITH	RB	Florida	17
	Choice from Pittsburgh for first round choice obtained from Minnesota and third choice obtained from San Francisco.			
2.	ALEXANDER WRIGHT	WR	Auburn	26
3.	(A) No Choice - Traded to Minnesota in Herschel Walker deal.			

- (B) JIMMIE JONESDT..... Miami, Fla. 64
Choice from New England along with sixth and eighth round choices for third choice obtained from Denver, fifth round choice obtained from Miami and Cowboys seventh round choice.
- No Choice - Traded to Denver along with Kevin Brooks for third round choice.
- (A) No Choice - Traded to Washington for Dean Hamel.
- (B) STAN SMAGALACB..... Notre Dame 123
Choice from L.A. Raiders for sixth round choice obtained from Minnesota, eighth round choice obtained from New England, ninth round choice obtained from Seattle, 10th round choice obtained from Indianapolis and 11th round choice obtained from San Francisco.
- No Choice - Traded to San Diego along with sixth round choice obtained from New England and sixth round choice obtained from N.Y. Giants for San Diego's third choice in 1991.
- No Choice - Traded to New England along with third choice obtained from Denver and fifth round choice obtained from Miami for New England's third, sixth and eighth round choices.
- No Choice - Traded to Detroit for Paul Palmer.
- KENNETH GANTCB..... Albany State 221
No Choice - Traded to Minnesota in Herschel Walker deal.
- DAVE HARPERLB..... Humboldt State 277
No Choice - Used to select Mike Lowman in the 1989 supplemental draft.

1991

(Drafted Alternately 13th and 14th)

Rd.	Player	Pos.	College	Sel. #
1.	(A) RUSSELL MARYLAND	DT	Miami, Fla.	1
	Choice from New England for first round choice obtained from Minnesota, second round choice, Ron Francis, David Howard and Eugene Lockhart.			
1.	(B) ALVIN HARPER	WR	Tennessee	12
2.	(A) DIXON EDWARDS	LB	Michigan State	37
	Choice from Detroit for first round choice obtained from Washington.			
2.	(B) No Choice - To New England along with first round choice obtained from Minnesota, Ron Francis, David Howard and Eugene Lockhart for New England's first round choice.			
3.	(A) GODFREY MYLES	LB	Florida	62
	Choice obtained from San Diego for 1990 draft choices.			
3.	(B) JAMES RICHARDS	G	California	64
	Choice obtained from Detroit for first round choice obtained from Washington.			
3.	(D) ERIK WILLIAMS	T	Central St. (OH)	70
	Choice obtained from New Orleans in Steve Walsh trade.			
4.	(A) CURVIN RICHARDS	RB	Pittsburgh	97
4.	(B) BILL MUSGRAVE	QB	Oregon	106
	Choice obtained from Kansas City in Steve Pelluer trade.			
4.	(C) TONY HILL	DE	Tenn.-Chattanooga	108
	Choice obtained from Detroit for first round choice obtained from Washington.			
4.	(D) KEVIN HARRIS	DE	Texas Southern	110
	Choice obtained from New England for first round pick obtained from Minnesota.			
5.	(A) No Choice - Traded to L.A. Raiders for John Gesek.			
5.	(B) DARRICK BROWNLOW	LB	Illinois	132
	Choice from Washington for first round choice obtained from New England.			
6.	MIKE SULLIVAN	OL	Miami, Fla.	153
7.	(A) LEON LETT	DE	Emporia (KS) St.	173
	Choice from Denver for Dave Widell.			
7.	(B) No Choice - Traded to L.A. Raiders for Dale Hellestrae.			
8.	No Choice - Traded to Phoenix for Rob Awalt.			
9.	DAMON MAVS	WR	Missouri	235
10.	SEAN LOVE	G	Penn State	264
11.	TONY BOLES	RB	Michigan	291
12.	LARRY BROWN	CB	Texas Christian	320

1992

(Drafted Alternately 24th, 23rd, 22nd, 21st)

Rd.	Player	Pos.	College	Sel. #
1.	(A) KEVIN SMITH	CB	Texas A&M	17
	Choice from Atlanta along with fifth round choice for first and fourth round choices obtained from New England.			

1992 Draft, cont.

- (B) **ROBERT JONES**LB East Carolina 24
- (A) **JIMMY SMITH**WR Jackson State 36
Choice from Cleveland along with fifth round choice for second round choice obtained from New Orleans, eighth round choice obtained from Denver and the Cowboys third, sixth and twelfth-round choices.
- (B) **DARREN WOODSON**S Arizona State 37
Choice from New England along with first and fourth round choices for first and third choices obtained from Minnesota.
- (C) No Choice – Traded to Atlanta along with eighth round choice for Tony Casillas
- (A) **CLAYTON HOLMES**CB Carson-Newman 58
Choice from Washington along with second round choice for second and third choices obtained from Kansas City.
- (B) No Choice – Traded to Cleveland along with second round choice obtained from New Orleans, eighth round choice obtained from Denver and the Cowboys sixth and twelfth-round choices for second and fifth round choices.
- (C) **JAMES BROWN**T Virginia State 82
Choice from Detroit along with fourth and ninth round choices for second round choice obtained from Washington.
- (A) No Choice – Traded to L.A. Raiders for Steve Beuerlein.
- (B) **TOM MYSLINSKI**G Tennessee 109
Choice from Detroit along with third and ninth round choices for second round choice obtained from Washington.
- (A) **GREG BRIGGS**S Texas Southern 120
Choice from Atlanta along with first round choice for first and fourth round choices obtained from New England.
- (B) **ROD MILSTEAD**G Delaware State 121
Choice from Cleveland with second round choice for second round choice obtained from New Orleans, eighth round choice obtained from Denver and the Cowboys third, sixth, and twelfth-round choices.
- (C) No Choice – Traded to Houston along with second round choice in 1991 obtained from Minnesota for Alonzo Highsmith.
- (A) **FALLON WACASEY**TE Tulsa 149
Choice from New England for Jesse Solomon.
- (B) No Choice – Traded to Cleveland along with second round choice obtained from New Orleans, eighth round choice obtained from Denver and the Cowboys third and twelfth-round choices for second and fifth round choices.
- No Choice – Traded to L.A. Raiders for Garry Lewis.
- No Choice – Traded to Atlanta along with second round choice for Tony Casillas.
- (A) **NATE KIRTMAN**S Pomona-Pitzer 248
- (B) **CHRIS HALL**S East Carolina 250
Choice from Detroit along with third and fourth round choices for second round choice obtained from Washington.
- JOHN TERRY**G Livingstone College 275
- TIM DANIEL**WR Florida A&M 302
- (A) **DONALD HARRIS**S Texas Tech 317
Choice from New England for Rich Gicewicz.
- (B) No Choice – Traded to Cleveland along with second round choice obtained from New Orleans, the Cowboys third and sixth round choices and the eighth round choice obtained from Denver for second and fifth round choices.

1993

(Drafted 28th)

- | Rd. | Player | Pos. | College | Sel. # |
|-----|--|------|---------|--------|
| 1. | No Choice – Traded to Green Bay along with fourth round choice for two seconds, a fourth and an eighth round choice. | | | |
| 2. | (A) KEVIN WILLIAMSWR Miami, Fla. 46
Choice from Green Bay along with second, fourth and eighth round choices for first and fourth choices. | | | |
| 2. | (B) DARRIN SMITHLB Miami, Fla. 54
Choice from Green Bay along with second, fourth and eighth round choices for first and fourth round choices. | | | |
| 2. | (C) No Choice – Traded to San Francisco along with third choice in 1994 for Charles Haley. | | | |
| 3. | MIKE MIDDLETONS Indiana 84 | | | |
| 4. | (A) DERRICK LASSIERB Alabama 94
Choice from Green Bay along with two second round choices and an eighth round choice for first and fourth round choices. | | | |
| 4. | (B) RON STONET Boston College 96
Choice from L.A. Raiders for Alexander Wright. | | | |

- (C) No Choice – Traded to Green Bay along with first round choice for two second, a fourth and eighth round choices.
- No Choice – Traded to Pittsburgh for Thomas Everett.
- BARRY MINTER**LB Tulsa 168
- BROCK MARION**S Nevada-Reno 196
- (A) **DAVE THOMAS**CB Tennessee 203
Choice from Tampa Bay for Gary Lewis and an eighth round choice.
- (B) **REGGIE GIVENS**S Penn State 213
Choice from Green Bay along with two second round choices and a fourth round choice for first and fourth round choices.
- (C) No Choice – Traded to Tampa Bay along with Gary Lewis for an eighth round choice.

1994

(Drafted 28th)

- | Rd. | Player | Pos. | College | Sel. # |
|-----|--|------|---------|--------|
| 1. | (A) SHANTE CARVERDE Arizona State 23
Choice from San Francisco along with seventh round choice for Cowboys first and second round choices. | | | |
| 1. | (B) No Choice – Traded to San Francisco along with second round choice for first and seventh round choice. | | | |
| 2. | (A) LARRY ALLENOL Sonoma State 46
Compensatory choice | | | |
| 2. | (B) No Choice – Traded to San Francisco along with first round choice for first and seventh round choice. | | | |
| 3. | (A) No Choice – Traded to San Francisco along with second round choice in 1993 for Charles Haley. | | | |
| 3. | (B) GEORGE HEGAMINT North Carolina State 102
Compensatory choice | | | |
| 4. | (A) WILLIE JACKSONWR Florida 109
Choice from Tampa Bay in Thomas Everett trade. | | | |
| 4. | (B) DEWAYNE DOTSONLB Mississippi 131 | | | |
| 5. | No Choice – Traded to L.A. Raiders along with seventh round choice obtained from San Francisco for Elvis Patterson and L.A. Raiders seventh round choice. | | | |
| 6. | (A) No Choice – Traded to L.A. Rams for Jim Price. | | | |
| 6. | (B) DARREN STUDTILLDB West Virginia 191
Choice from L.A. Rams for fourth round choice in 1995. | | | |
| 7. | (A) TODDRICK MCINTOSHDL Florida State 216
Choice from L.A. Raiders along with Elvis Patterson for Cowboys fifth round choice and seventh round choice obtained from San Francisco. | | | |
| 7. | (B) No Choice – Traded to New England for Hugh Millen. | | | |

1995

(Drafted Alternately 28th and 27th)

- | Rd. | Player | Pos. | College | Sel. # |
|-----|--|------|---------|--------|
| 1. | (A) No Choice – Traded to Tampa Bay for two second round choices. | | | |
| 2. | (A) SHERMAN WILLIAMSRB Alabama 46
Choice from Atlanta along with fourth round choice for a second round choice obtained from Tampa Bay. | | | |
| 2. | (B) KENDELL WATKINSTE Mississippi State 59 | | | |
| 2. | (C) SHANE HANNAHG Michigan State 63
Choice from Tampa Bay along with second round choice for first round choice. | | | |
| 3. | CHARLIE WILLIAMSS Bowling Green 92 | | | |
| 4. | (A) ERIC BJORNSONTE Washington 110
Choice from Atlanta along with second round choice for a second round choice obtained from Tampa Bay. | | | |
| 4. | (B) No Choice – Traded to St. Louis for 1994 sixth round choice. | | | |
| 4. | (C) ALUNDIS BRICECB Mississippi 129
Compensatory choice | | | |
| 4. | (D) LINC HARDENLB Oklahoma State 130
Compensatory choice | | | |
| 5. | (A) No Choice – Used to select John Davis in the 1994 supplemental draft. | | | |
| 5. | (B) EDWARD HERVEYWR Southern California 166
Compensatory choice | | | |
| 5. | (C) DANA HOWARDLB Illinois 168
Compensatory choice | | | |
| 6. | No Choice – Traded to Chicago along with Vinson Smith and Barry Minter for Kelly Blackwell, Markus Paul and John Roper. | | | |
| 7. | OSCAR STURGISDE North Carolina 236 | | | |

1996

(Drafted 30th)

Rd.	Player	Pos.	College	Sel. #
1.	No Choice – Traded to Washington for a second and third choices.			
2.	(A) KAVIKA PITTMAN DE McNeese State 37 Choice from Washington along with third choice for first round choice.			
2.	(B) RANDALL GODFREY LB Georgia 49 Choice from Miami for second round choice and fourth round choice obtained from N.Y. Giants as compensation for signing Ron Stone.			
2.	(C) No Choice – Traded to Miami along with fourth round choice obtained from N.Y. Giants as compensation for signing of Ron Stone for second round choice.			
3.	(A) CLAY SHIVER C Florida State 67 Choice from Washington along with second round choice for first round choice.			
3.	(B) No Choice – Used to select Darren Benson in the 1995 supplemental draft.			
3.	(C) STEPFRET WILLIAMS WR N.E. Louisiana 94 Compensatory choice			
3.	(D) MIKE ULUFALE DL Brigham Young 95 Compensatory choice			
4.	No Choice – Traded to Atlanta along with fifth round choice for Roger Harper.			
5.	(A) KENNETH McDANIEL G Norfolk State 157 Choice from Baltimore for fourth round choice in 1997.			
5.	(B) No Choice – Traded to Atlanta along with fourth round choice for Roger Harper.			
5.	(C) ALAN CAMPOS LB Louisville 167 Compensatory choice			
6.	(A) No Choice – Traded to Chicago for Jim Schwantz.			
6.	(B) WENDELL DAVIS CB Oklahoma 207 Compensatory choice			
7.	RYAN WOOD FB Arizona State 243			

1997

(Drafted Alternately 25th, 24th, 23rd, 22nd)

Rd.	Player	Pos.	College	Sel. #
1.	(A) DAVID LaFLEUR TE Louisiana State 22 Choice from Philadelphia for first round choice, fifth round choice and third choice in 1998.			
1.	(B) No Choice – Traded to Philadelphia along with fifth round choice and third choice in 1998 for first round choice.			
2.	No Choice – Traded to Detroit for third and fourth round choices.			
3.	(A) DEXTER COAKLEY LB Appalachian State 65 Choice from Detroit along with fourth round choice for second round choice.			
3.	(B) STEVE SCIFRES G/T Wyoming 83			
3.	(C) KENNY WHEATON CB Oregon 94 Compensatory Choice			
4.	(A) ANTONIO ANDERSON DT Syracuse 101 Choice from Detroit along with third for second round choice.			
4.	(B) No Choice – Traded to Baltimore for 1996 fifth round choice.			
4.	(C) MACEY BROOKS WR James Madison 127 Compensatory Choice			
4.	(D) NICKY SUALUA FB Ohio State 129 Compensatory Choice			
5.	No Choice – Traded to Philadelphia along with first round choice and third choice in 1998 for first round choice.			
6.	LEE VAUGHN CB Wyoming 187			
7.	OMAR STOUTMIRE S Fresno State 224			

1998

(Drafted Alternately 8th, 7th, 9th)

Rd.	Player	Pos.	College	Sel. #
1.	GREG ELLIS DE North Carolina 8			
1.	FLOZELL ADAMS T Michigan State 38			
3.	No Choice – Traded to Philadelphia along with first round choice and fifth round choice in 1997 for first round choice in 1997.			
4.	MICHAEL MYERS DL Alabama 100			
5.	(A) DARREN HAMBRICK LB South Carolina 130			
5.	(B) OLIVER ROSS OL Iowa State 138 Choice from Seattle for sixth and seventh round choices in 1998.			

6.	(A) No Choice – Traded to Seattle along with seventh round choice for fifth round choice.			
6.	(B) ZELL REESE S Alabama-Birmingham 188 Compensatory Choice			
7.	(A) No Choice – Traded to Seattle along with sixth round choice for fifth round choice.			
7.	(B) TARIK SMITH RB California 223 Compensatory Choice.			
7.	(C) ANTONIO FLEMING G Georgia 227 Compensatory Choice			
7.	(D) ROD MONROE TE Cincinnati 237 Compensatory Choice			

1999

(Drafted Alternately 22nd, 23rd, 24th)

Rd.	Player	Pos.	College	Sel. #
1.	(A) EBENEZER EKUBAN DE North Carolina 20			
1.	(B) No Choice – Traded to Seattle along with fifth round choice obtained from Carolina as compensation for the signing of Patrick Jeffers for first round choice.			
2.	SOLOMON PAGE T West Virginia 55			
3.	DAT NGUYEN LB Texas A&M 85			
4.	(A) WANE MCGARITY WR Texas 118			
4.	(B) PEPPI ZELLNER DE Fort Valley State 132 Compensatory Choice			
5.	No Choice – Traded to Denver for past considerations.			
6.	MARTAY JENKINS WR Nebraska-Omaha 193			
6.	(A) MIKE LUCKY TE Arizona 229			
7.	(B) KELVIN GARMON OL Baylor 243 Compensatory Choice			

2000

(Drafted Alternately 19th, 18th, 17th, 16th, 15th, 14th, 13th)

Rd.	Player	Pos.	College	Sel. #
1.	No Choice – Traded to Seattle along with first round choice in 2001 for Joey Galloway.			
2.	DWAYNE GOODRICH CB Tennessee 49			
3.	No Choice – Traded to Seattle for James McNight.			
4.	KAREEM LARRIMORE CB West Texas A&M 109			
5.	MICHAEL WILEY RB Ohio State 144			
6.	MARIO EDWARDS CB Florida State 180			
7.	ORANTES GRANT LB Georgia 219			

2001

(Drafted Alternately 7th, 6th, 8th)

Rd.	Player	Pos.	College	Sel. #
1.	No Choice – Traded to Seattle along with first round choice in 2000 for Joey Galloway.			
2.	(A) No Choice – Traded to Indianapolis for second round and third draft choices.			
2.	(B) QUINCY CARTER QB Georgia 53 Choice from New Orleans for third draft choice and third draft choice obtained from Indianapolis.			
2.	(C) TONY DIXON S Alabama 56 Choice from Miami along with fourth round draft choice for second round draft choice obtained from Indianapolis.			
3.	(A) No Choice – Traded to New Orleans along with third draft choice obtained from Indianapolis for second round draft choice.			
3.	(B) WILLIE BLADE DT Mississippi State 93 Compensatory Choice			
4.	(A) No Choice – Traded to Atlanta along with seventh round choice in 2002 for O.J. Santiago.			
4.	(B) MARKUS STEELE LB Southern California... 122 Choice from Miami along with second round choice for second round choice.			
5.	MATT LEHR G Virginia Tech 137			
6.	DALEROY STEWART DT Southern Mississippi. 171			
7.	(A) COLSTON WEATHERING DE Central Missouri St. ... 207			
7.	(B) JOHN NIX DT Southern Mississippi. 240 Compensatory Choice			
7.	(C) CHAR-RON DORSEY T Florida State 242 Compensatory Choice			

2002

(Drafted Alternately 6th, 5th, 7th)

Rd.	Player	Pos.	College	Sel. #
1.	(A) No Choice – Traded to Kansas City for first and third round choices in 2002 and sixth round choice in 2003.			
1.	(B) ROY WILLIAMS	S	Oklahoma	8
	Choice from Kansas City along with third round choice in 2002 and sixth round choice in 2003 for first round choice.			
2.	(A) ANDRE GURODE	G	Colorado	37
2.	(B) ANTONIO BRYANT	WR	Pittsburgh	63
	Choice from Chicago along with fourth round choice for third, fourth and fifth round choices.			
3.	No Choice – Traded to Chicago along with fourth and fifth round choices for second and fourth round choices.			
3.	DEREK ROSS	CB	Ohio State	75
	Choice from Kansas City along with first round choice in 2002 and sixth round choice in 2003 for first round choice.			
4.	(A) No Choice – Traded to Chicago along with third and fifth round choices for second and fourth round choices.			
4.	(B) JAMAR MARTIN	FB	Ohio State	129
	Choice from Chicago along with second round choice for third, fourth and fifth round choices.			
5.	(A) No Choice – Traded to Chicago along with third and fourth round choices for second and fourth round choices.			
5.	(B) PETE HUNTER	CB	Virginia Union	168
	Compensatory Choice Choice from New England for seventh round choice in 2002 obtained from Miami and fifth round choice in 2003.			
6.	(A) TYSON WALTER	T	Ohio State	179
6.	(B) De'VAREN JOHNSON	WR	Sacred Heart	208
	Compensatory Choice			
6.	(C) BOB SLOWIKOWSKI	TE	Virginia Tech	211
	Compensatory Choice			
7.	No Choice – Traded to Atlanta along with fourth round choice in 2001 for O.J. Santiago.			

2003

(Drafted Alternately 5th and 6th)

Rd.	Player	Pos.	College	Sel. #
1.	TERENCE NEWMAN	CB	Kansas State	5
2.	AL JOHNSON	C	Wisconsin	38
3.	JASON WITTEN	TE	Tennessee	69
4.	BRADIE JAMES	LB	Louisiana State	103
5.	No Choice – Traded to New England along with seventh round choice in 2002 obtained from Miami for fifth round choice in 2002.			
6.	(A) B.J. TUCKER	CB	Wisconsin	178
6.	(B) ZURIEL SMITH	WR	Hampton	186
	Choice from Kansas City along with first- and third-round choices in 2002 for first round choice in 2002.			
7.	JUSTIN BATES	G	Colorado	219

2004

(Drafted Alternately 22nd, 21st, 20th, 25th, 24th, 23rd)

Rd.	Player	Pos.	College	Sel. #
1.	No Choice – Traded to Buffalo for second and fifth round choices in 2004 and first round choice in 2005.			
2.	(A) JULIUS JONES	RB	Notre Dame	43
	Choice from Buffalo along with fifth round choice and first round choice in 2005 for first round choice.			
2.	(B) JACOB ROGERS	T	Southern California	52
3.	STEPHEN PETERMAN	G	Louisiana State	83
4.	BRUCE THORNTON	CB	Georgia	121
5.	(A) SEAN RYAN	TE	Boston College	144
	Choice from Buffalo along with second round choice and first round choice in 2005 for first round choice.			
5.	(B) No Choice – Traded to New Orleans for sixth and seventh round choices.			
6.	No Choice – Traded to Green Bay for Terry Glenn			
7.	(A) NATHAN JONES	CB	Rutgers	205
	Choice from Oakland along with another seventh round choice for sixth round choice.			
7.	(B) PATRICK CRAYTON	WR	NW Oklahoma	216
	Choice from Tampa Bay along with Darian Barnes for seventh round choice.			

7. (C) JACQUES REEVES.....CB.....Purdue.....223
Choice from Oakland along with another seventh round choice for a sixth round choice. Pick was originally traded by Dallas to Oakland for Kenyon Coleman.

2005

(Drafted Alternately 11th, 10th, 9th, 8th, 12th)

Rd.	Player	Pos.	College	Sel. #
1.	(A) DEMARCUS WARE	DE	Troy	11
1.	(B) MARCUS SPEARS	DE	Louisiana State	20
	Choice from Buffalo along with second and fifth round choices in 2004 for first round choice in 2004.			
2.	KEVIN BURNETT	LB	Tennessee	42
3.	No Choice – Traded to Houston for Drew Henson			
4.	(A) MARION BARBER III	RB	Minnesota	109
4.	(B) CHRIS CANTY	DE	Virginia	132
	Choice from Philadelphia along with sixth round choice in 2006 or fifth round choice in 2005 and fourth round choice in 2006.			
5.	No Choice – Traded to Philadelphia along with fourth round choice in 2006 for fourth round choice in 2005 and sixth round choice in 2006.			
6.	(A) No Choice – Traded to Oakland along with seventh round choice in 2004 for Kenyon Coleman.			
6.	(B) JUSTIN BERIALUT	S	Ball State	208
	Compensatory Choice			
6.	(C) ROB PETITTI	T	Pittsburgh	209
	Compensatory Choice			
7.	JAY RATLIFF	DT	Auburn	224

2006

(Drafted alternately 18th, 17th, 16th, 19th)

Rd.	Player	Pos.	College	Sel. #
1.	BOBBY CARPENTER	LB	Ohio State	18
2.	(A) No Choice – Traded to N.Y. Jets for second, sixth and seventh round choices.			
2.	(B) ANTHONY FASANO	TE	Notre Dame	53
	Choice from N.Y. Jets along with sixth and seventh round choices for second round choice.			
3.	(A) No Choice – Traded to Jacksonville for third and fourth round choices.			
3.	(B) JASON HATCHER	DE	Grambling	92
	Choice from Jacksonville along with fourth round choice for third round choice.			
4.	(A) No Choice – Traded to Philadelphia along with fifth round choice in 2005 for fourth round choice in 2005 and sixth round choice in 2006.			
4.	(B) SKYLER GREEN	WR	Louisiana State	125
	Choice from Jacksonville along with third round choice for third round choice.			
5.	(A) PAT WATKINS	S	Florida State	138
	Choice from N.Y. Jets for fifth and sixth round choices.			
5.	(B) No Choice – Traded to N.Y. Jets along with sixth round choice for fifth round choice.			
6.	(A) MONTAVIOUS STANLEY	DT	Louisville	182
	Choice from Philadelphia along with fourth round choice in 2005 for fifth round choice in 2005 and fourth round choice in 2006.			
6.	(B) No Choice – Traded to Kansas City for Scott Fujita.			
7.	(A) PAT McQUISTAN	T	Weber State	211
	Choice from N.Y. Jets along with second and sixth round choices for second round choice.			
7.	(B) E.J. WHITLEY	G	Texas Tech	224

2007

(Drafted Alternately 22nd, 21st, 24th, 23rd)

Rd.	Player	Pos.	College	Sel. #
1.	(A) No Choice – Traded to Cleveland for second round choice and first round choice in 2008.			
1.	(B) ANTHONY SPENCER	DE	Purdue	26
	Choice from Philadelphia for second round choice from Cleveland and third and fifth round choices.			
2.	No Choice – Traded to Cleveland along with sixth round choice for third, fourth and sixth round choices.			
3.	(A) JAMES MARTEN	T	Boston College	67
	Choice from Cleveland along with fourth and sixth round choices for second and sixth round choices.			

- 3. (B) No Choice – Traded to Philadelphia along with second round choice from Cleveland and fifth for first round choice.
- 4. (A) **ISAIAH STANBACK**WR Washington103
Choice from Cleveland along with third and sixth round choices for second and sixth round choices.
- 4. (B) **DOUG FREE**T Northern Illinois122
- 5. No Choice – Traded to Philadelphia along with second round choice from Cleveland and third for first round choice.
- 6. (A) **NICK FOLK**K Arizona178
Choice from Cleveland along with third and fourth round choices for second and sixth round choices.
- 6. (B) **DEON ANDERSON**FB Connecticut195
Choice reacquired from Cleveland for sixth round choice from N.Y. Jets in Pete Hunter trade and seventh round choice.
- 7. (A) **COURTENY BROWN**CB Cal Poly-SLO212
Choice from N.Y. Jets for Sean Ryan.
- 7. (B) No Choice – Traded to Cleveland along with sixth round choice for sixth round choice.
- 7. (C) **ALAN BALL**CB Illinois237
Choice from New Orleans for Scott Shanle.

2008

(Drafted Alternately 28th, 30th, 29th)

Rd.	Player	Pos.	College	Sel. #
1.	(A) FELIX JONESRB Arkansas22 Choice from Cleveland along with second round choice in 2007 for first round choice in 2007.			
1.	(B) MIKE JENKINSCB South Florida25 Choice from Seattle for first, fifth and seventh round choices.			
2.	MARTELLUS BENNETTTE Texas A&M61			
3.	No Choice – Traded to Detroit for fourth round choice and fourth round choice in 2009.			
4.	(A) No Choice – Traded to Oakland for fourth and seventh round choices. Pick was originally traded by Miami to Dallas for Akin Ayodele and Anthony Fasano.			
4.	(B) No Choice – Traded to Cleveland for fourth and fifth round choices. Pick was originally obtained from Oakland.			
4.	(C) No Choice – Traded to Cleveland for third round choice in 2009. Pick was originally obtained from Detroit.			
4.	(D) TASHARD CHOICERB Georgia Tech122 Choice from Cleveland along with fifth round choice for fourth round choice.			
4.	(E) No Choice – Traded to Tennessee for Adam Jones.			
5.	(A) ORLANDO SCANDRICKCB Boise State143 Choice from Jacksonville for fifth and seventh round choices.			
6.	(A) ERIK WALDENLB Middle Tennessee St.167 Choice from Miami along with sixth round choice in 2009 for Jason Ferguson and sixth round choice.			
6.	(B) No Choice – Traded to Miami for Jason Ferguson for sixth choice and sixth round choice in 2009.			
7.	(A) No Choice – Traded to Jacksonville along with fifth round choice for fifth round choice.			
7.	(B) No Choice – Traded to Seattle along with first and fifth round choice for first round choice.			

2009

(Drafted Alternately 20th, 19th, 18th, 17th)

Rd.	Player	Pos.	College	Sel. #
1.	No choice – traded to Detroit along with third and sixth round choice for Roy Williams and seventh round choice.			
2.	No choice – traded to Buffalo for third and fourth round choices.			
3.	(A) JASON WILLIAMSLB Western Illinois69 Choice from Cleveland for fourth round choice in 2008.			
3.	(B) ROBERT BREWSTERT Ball State75 Choice from Buffalo along with fourth round choice for second round choice.			
3.	(C) No choice – traded to Detroit along with first and sixth round choices for Roy Williams and seventh round choice.			
4.	(A) STEPHEN MCGEEQB Texas A&M101 Choice from Detroit along with a fourth round choice in 2008 for third round choice in 2008.			
4.	(B) VICTOR BUTLERLB Oregon State110 Choice from Buffalo along with third round choice for second round choice.			

- 4. (C) No choice – traded to Tampa Bay for fourth round choice and seventh round choice.
- 4. (D) **BRANDON WILLIAMS**LB Texas Tech120
Choice from Tampa Bay along with seventh round choice for fourth round choice.
- 5. (A) **DeANGELO SMITH**CB Cincinnati143
Choice from Atlanta for fifth round choice and seventh round choice.
- 5. (B) **MICHAEL HAMLIN**S Clemson166
Choice from Tennessee for Adam Jones and fourth round choice in 2008.
- 5. (C) **DAVID BUEHLER**K Southern California172
Compensatory Choice
- 6. (A) No choice – traded to Detroit along with first and third round choice for Roy Williams and seventh round choice.
- 6. (B) **STEPHEN HODGE**LB Texas Christian197
Choice from Miami along with sixth round choice in 2008 for Jason Ferguson along with sixth round choice in 2008.
- 6. (C) **JOHN PHILLIPS**TE Virginia208
Compensatory Choice
- 7. (A) **MIKE MICKENS**CB Cincinnati227
- 7. (B) **MANUEL JOHNSON**WR Oklahoma229
Choice from Tampa Bay along with fourth round choice for fourth round choice.

2010

(Drafted 27th)

Rd.	Player	Pos.	College	Sel. #
1.	DEZ BRYANTWR Oklahoma State24 Choice from New England along with fourth round choice in 2010 for first and third round choice in 2010.			
2.	SEAN LEELB Penn State55 Choice from Philadelphia for second and fourth round choices.			
3.	No Choice – Traded to New England for first and fourth round choice in 2010 along with first round choice in 2010.			
4.	AKWASI OWUSU-ANSAHS Indiana (PA)126 Choice from San Diego along with sixth round choice for fourth round choice.			
5.	No Choice – Traded to Denver for Montrae Holland.			
6.	(A) SAM YOUNGT Notre Dame179 Choice from San Diego along with fourth round choice for fourth round choice.			
6.	(B) JAMAR WALLCB Texas Tech196			
7.	SEAN LISSEMOREDL William & Mary234			

2011

(Drafted Alternately 9th, 8th 7th)

Rd.	Player	Pos.	College	Sel. #
1.	TYRON SMITHT Southern California9			
2.	BRUCE CARTERLB North Carolina40			
3.	DeMARCO MURRAYRB Oklahoma71			
4.	DAVID ARKING Missouri State110			
5.	JOSH THOMASCB Buffalo143			
6.	DWAYNE HARRISWR East Carolina176			
7.	No Choice – Selected Josh Brent in the 2010 Supplemental Draft.			
7.	(A) SHAUN CHAPASFB Georgia220 Choice from San Diego for Patrick Crayton.			
7.	(B) BILL NAGYC Wisconsin252 Compensatory Choice			

2012

(Drafted Alternately 14th, 13th 19th, 18th, 17th, 16th, 15th)

Rd.	Player	Pos.	College	Sel. #
1.	MORRIS CLAIBORNECB Louisiana State6 Choice from St. Louis through Washington for first and second round choice.			
2.	No Choice – traded to St. Louis along with first round choice for first round choice.			
3.	TYRONE CRAWFORDDE Boise State81			
4.	(A) KYLE WILBERLB Wake Forest113			
4.	(B) MATT JOHNSONS Eastern Washington135 Compensatory Choice			
5.	DANNY COALEWR Virginia Tech152			
6.	JAMES HANNATE Oklahoma286			
7.	CALEB MCSURDYLB Montana222			

2013

(Drafted Alternately 18th, 17th)

Rd.	Player	Pos.	College	Sel. #
1.	(A) No Choice – Traded to San Francisco for first and third round choices in 2013.			
1.	(B) TRAVIS FREDERICK...C/G.....	Wisconsin		31
	Choice from San Francisco along with third round choice in 2013 for first round choice in 2013.			
2.	GAVIN ESCOBAR.....TE.....	San Diego State		47
3.	(A) TERRANCE WILLIAMS...WR.....	Baylor		74
	Choice from San Francisco along with first round choice in 2013 for first round choice in 2013.			
3.	(B) J.J. WILCOX.....S.....	Georgia Southern		80
4.	B.W. WEBB.....CB.....	William & Mary		114
5.	JOSEPH RANDLE.....RB.....	Oklahoma State		151
6.	DeVONTE HOLLOMAN...LB.....	South Carolina		185
7.	No Choice – traded to Miami for Ryan Cook.			

2014

(Drafted Alternately 16th, 15th, 14th, 19th, 18th, 17th)

Rd.	Player	Pos.	College	Sel. #
1.	ZACK MARTIN.....G.....	Notre Dame		16
2.	DeMARCUS LAWRENCE...DE.....	Boise State		34
	Choice from Washington for second round third round choices in 2014.			
3.	No Choice – traded to Washington along with second round choice for second round choice.			
4.	ANTHONY HITCHENS.....LB.....	Iowa		119
5.	DEVIN STREET.....WR.....	Pittsburgh		146
	Choice from Detroit for fifth and seventh round choices in 2014.			
7.	(A) BEN GARDNER.....DE.....	Stanford		231
7.	(B) WILL SMITH.....LB.....	Texas Tech		238
7.	(C) AHMAD DIXON.....S.....	Baylor		248
	Compensatory Choice			
7.	(D) KEN BISHOP.....NT.....	Northern Illinois		251
	Compensatory Choice			
7.	(E) TERRANCE MITCHELL...CB.....	Oregon		254
	Compensatory Choice			

2015

(Drafted Alternately 27th, 28th)

Rd.	Player	Pos.	College	Sel. #
1.	BYRON JONES.....CB.....	Connecticut		27
2.	RANDY GREGORY.....DE.....	Nebraska		60
3.	CHAZ GREEN.....T.....	Florida		91
4.	DAMIEN WILSON.....LB.....	Minnesota		127
5.	RYAN RUSSELL.....DE.....	Purdue		163
	No Choice – Traded to Baltimore for Rolando McClain.			
7.	(A) MARK NZEOCHA.....LB.....	Wyoming		236
	Choice from San Diego for Sean Lissimore.			
7.	(B) LAURENCE GIBSON...T.....	Virginia Tech		243
	Choice from Baltimore for Rolando McClain.			
7.	(C) GEOFF SWAIM.....TE.....	Texas		246
	Choice from San Francisco for a sixth round choice in 2016.			

2016

(Drafted Alternately 4th, 3rd)

Rd.	Player	Pos.	College	Sel. #
1.	EZEKIEL ELLIOTT.....RB.....	Ohio State		4
2.	JAYLON SMITH.....LB.....	Notre Dame		34
3.	MALIEK COLLINS.....DT.....	Nebraska		67
4.	(A) CHARLES TAPPER...DE.....	Oklahoma		101
4.	(B) DAK PRESCOTT.....QB.....	Mississippi State		135
	Compensatory Choice			
5.	No Choice – traded to Oakland for Brice Butler and sixth round choice in 2016.			
6.	(A) ANTHONY BROWN...CB.....	Purdue		189
	Choice from Oakland with Brice Butler.			
6.	(B) KAVON FRAZIER.....S.....	Central Michigan		212
	Compensatory Choice			

6. (C) DARIUS JACKSON....RB..... Eastern Michigan.....216
Compensatory Choice
6. (D) RICO GATHERS.....TE..... Baylor217
Compensatory Choice
7. No Choice – Traded to Seattle for Christine Michael.

2017

(Drafted 28th)

Rd.	Player	Pos.	College	Sel. #
1.	TACO CHARLTON.....DE.....	Michigan		28
2.	CHIDOBÉ AWUJIE.....CB.....	Colorado		60
3.	JOURDAN LEWIS.....CB.....	Michigan		92
4.	RYAN SWITZER.....WR.....	North Carolina		133
5.	No Choice – traded to Buffalo for Matt Cassell and 2017 seventh round choice			
6.	(A) XAVIER WOODS.....S.....	Louisiana Tech		191
	Choice from N.Y. Jets for fifth round choice in 2018			
6.	(B) No Choice – traded to New England for a sixth round choice in 2017 and a seventh round choice in 2017			
6.	(C) MARQUEZ WHITE.....CB.....	Florida State		216
	Choice from New England for sixth round choice in 2017 Compensatory Choice			
7.	(A) JOEY IVIE.....DT.....	Florida		228
7.	(B) NOAH BROWN.....WR.....	Ohio State		239
	Choice from New England for sixth round choice in 2017			
7.	(C) JORDAN CARRELL...DT.....	Colorado		246
	Choice from Buffalo along with Matt Cassell for 2017 fifth round choice			

2018

(Drafted Alternately 19th, 18th, 17th, 16th)

Rd.	Player	Pos.	College	Sel. #
1.	LEIGHTON VANDER ESCH...LB.....	Boise State		19
2.	CONNOR WILLIAMS.....G.....	Texas		50
3.	MICHAEL GALLUP.....WR.....	Colorado State		81
4.	(A) DORANCE ARMSTRONG...DE.....	Kansas		116
4.	(B) DALTON SCHULTZ...TE.....	Stanford		137
	Compensatory Choice			
5.	(A) No Choice – traded to New England for sixth round pick in 2017 (Xavier Woods).			
5.	(B) MIKE WHITE.....QB.....	Western Kentucky		171
	Compensatory Choice			
5.	(C) No Choice – traded to Oakland for fifth round pick in 2018 for Jamize Olawale and a sixth round pick in 2018. Compensatory Choice			
6.	(A) No Choice – traded to L.A. Rams for Tavon Austin. Choice from Oakland for Jamize Olawale and a 2018 fifth round choice			
6.	(B) CHRIS COVINGTON...LB.....	Indiana		193
6.	(C) CEDRICK WILSON.....WR.....	Boise State		208
7.	BO SCARBROUGH.....RB.....	Alabama		236

2019

(Drafted Alternately 27th, 26th)

1. No Choice – Traded to Oakland for Aman Cooper.
2. TRYSTEN HILL.....DT.....
 Central Florida | | 58 || 3. | CONNOR MCGOVERN....G..... | Penn State | | 90 |
| 4. | (A) TONY POLLARD.....RB..... | Memphis | | 128 |
| | No Choice – traded to Cincinnati for fifth round pick in 2019 and sixth round pick in 2019. Compensatory Choice | | | |
| 5. | (A) No Choice – traded to Oakland for fifth round pick in 2019 and seventh round pick in 2019. Choice from Cincinnati for fourth round choice in 2019. | | | |
| 5. | (B) MIKE JACKSON.....CB..... | Miami | | 158 |
| | Choice from Oakland for a fifth round choice in 2019. | | | |
| 5. | (C) JOE JACKSON.....DE..... | Miami | | 165 |
| 6. | (A) No Choice – Traded to Cincinnati for Bené Benwikere. | | | |
| 6. | (B) DONOVAN WILSON...S..... | Texas A&M | | 213 |
| | Choice from Cincinnati for fourth round choice in 2019. | | | |
| 7. | (A) MIKE WEBER.....RB..... | Ohio State | | 218 |
| | Choice from Oakland for a fifth round choice in 2019. | | | |
| 7. | (B) JALEN JELKS.....DE..... | Oregon | | 241 |

2020

(Drafted Alternately 17th, 19th, 18th)

1. **CEEDEE LAMB**.....WROklahoma17
2. **TREVON DIGGS**.....CBAlabama51
3. **NEVILLE GALLIMORE**.....DT.....Oklahoma82
4. **(A) REGGIE ROBINSON**.....CBTulsa123
4. **(B) TYLER BIADASZ**.....C.....Wisconsin.....146
Choice from Philadelphia for a fifth round choice in 2020 and a fifth round choice in 2021.
Compensatory choice
5. (A) No choice – traded to Philadelphia with a fifth round in 2021 for a fourth round in 2020.
5. **(B) BRADLEE ANAE**.....DEUTAH179
Compensatory choice
6. No choice - traded to New England for Michael Bennett.
7. **BEN DINUCCI**QBJames Madison231

2021

(Drafted Alternately 10th, 12th, 11th)

1. **MICAH PARSONS**LBPenn State.....10
Choice from Philadelphia along with a third round choice in 2021 for a first round choice in 2021
2. **KELVIN JOSEPH**.....CBKentucky.....44
3. **(A) OSA ODIGHIZUWA**.....DT.....UCLA75
3. **(B) CHAUNCEY GOLSTON**.....DEIowa84
Choice from Philadelphia along with a first round choice in 2021 for a first round choice in 2021
3. **(C) NAHSHON WRIGHT**.....CBOregon State99
Compensatory choice
4. **(A) JABRIL COX**.....LBLouisiana State.....115

4. **(B) JOSH BALL**.....T.....Marshall138
Compensatory choice
5. (A) No Choice – traded to Philadelphia with a fifth round choice in 2020 for a fourth round choice in 2020.
5. **(B) SIMI FEHOKO**.....WRStanford178
Compensatory choice
6. **(A) QUINTON BOHANNA**.....DT.....Kentucky194
Choice from Detroit for Everson Griffen
6. **(B) ISRAEL MUKUAMU**.....FS.....South Carolina227
Compensatory choice
7. **MATT FARNIOK**.....G.....Nebraska238

2022

(Drafted 24th)

1. **TYLER SMITH**.....OTTulsa24
2. **SAM WILLIAMS**.....DEMississippi56
3. **JALEN TOLBERT**.....WRSouth Alabama88
4. **JAKE FERGUSON**.....TEWisconsin129
5. **(A) MATT WALETZKO**.....OTNorth Dakota155
Choice from Cleveland along with a sixth round choice in 2022 for Amari Cooper
5. **(B) DaRON BLAND**.....CBFresno State167
5. **(C) DAMONE CLARK**.....LBLouisiana State176
Compensatory choice
5. **(D) JOHN RIDGEWAY**.....DT.....Arkansas178
Compensatory choice
6. **DEVIN HARPER**.....LBOklahoma State193
Choice from Cleveland along with a fifth round choice in 2022 for Amari Cooper
7. No choice – traded to Houston for Eli Ankou in 2020.



2022 Draft Picks

Top row: Tyler Smith (1st round), Sam Williams (2nd round), Jalen Tolbert (3rd round), Jake Ferguson (4th round).

Middle row: Matt Waletzko (5th round), DaRon Bland (5th round), Damone Clark (5th round), John Ridgeway (5th round).

Bottom row: Devin Harper (6th round).



Cowboys and Free Agency

STAFF

FREE
AGENCY

2021 SEASON

RECORDS

PLAYOFF
RECORDS

HISTORY

SIDELINES

1989

PLAN B

PLAYERS SIGNED (5):

C Eric Coyle
(from Washington)
DB Ray Horton
(from Cincinnati)

TE Anthony Jones
(from San Diego)
LB Eric Napsoki
(from New England)
RB Kevin Scott
(from San Diego)

PLAYERS LOST (6):

C Bob Brotzki
(by Atlanta)
TE Doug Cosbie
(by Denver)
RB Mark Higgs
(by Philadelphia)
LB Garth Jax
(by Phoenix)
WR Mike Sherrard
(from San Francisco)
QB Kevin Sweeney
(by San Francisco)

1990

PLAN B

PLAYERS SIGNED (16):

FB Tommie Agee
(from Kansas City)
T Louis Cheek
(from Miami)
LB Terrence Cooks
(from New England)
DB Antonio Gibson
(from New Orleans)
WR Rod Harris
(from New Orleans)
OL Greg Johnson
(from Miami)
LB Walter Johnson
(from New Orleans)
RB Keith Jones
(from Cleveland)
WR Dennis McKinnon
(from Chicago)
TE Jay Novacek
(from Phoenix)

DE Lybrant Robinson
(from Washington)
G Tony Stalon
(from L.A. Rams)
LB Vinson Smith
(from Pittsburgh)
DE Anthony Spears
(from Houston)
S James Washington
(from L.A. Rams)
WR Mike Williams
(from Detroit)

PLAYERS LOST (4):

WR Cornell Burbage
(by Minnesota)
WR Bernard Ford
(by Houston)
RB Paul Palmer
(by Cincinnati)
C Bob White
(by New England)

1991

PLAN B

PLAYERS SIGNED (4):

DB Odie Harris
(from Tampa Bay)
TE Craig Hudson
(from Green Bay)
TE Alfredo Roberts
(from Kansas City)
OL Alan Veingard
(from Green Bay)

PLAYERS LOST (2):

G Crawford Ker
(by Denver)
FB Robert Perryman
(by Denver)

1992

PLAN B

PLAYERS SIGNED (4):

LB Bernard Clark
(from Cincinnati)
G/C Frank Cornish
(from San Deigo)
K Brad Daluiso
(from Buffalo)
CB Brian Mitchell
(from Atlanta)

PLAYERS LOST (6):

TE Rob Awalt
(by Denver)
LB Darick Brownlow
(by Buffalo)
LB Jack Del Rio
(by Minnesota)
CB Manny Hendrix
(by San Francisco)
S Stan Smagala
(by Pittsburgh)
K Ken Willis
(by Tampa Bay)

1993

PLAYERS SIGNED (0):

PLAYERS LOST (2):

QB Steve Beuerlein
(by Phoenix)
WR Kelvin Martin
(by Seattle)

1994

PLAYERS SIGNED (2):

G Derek Kennard
(from New Orleans)
QB Rodney Peete
(from Detroit)

PLAYERS LOST (8):

DT Tony Casillas
(by Kansas City)
G/C Frank Cornish
(by Minnesota)
G John Gesek
(by Washington)
G/T Kevin Gogan
(by L.A. Raiders)
DT Jimmie Jones
(by L.A. Rams)
QB Bernie Kosar
(by Miami)

K Eddie Murray
(by Philadelphia)
LB Ken Norton
(by San Francisco)

1995

PLAYERS SIGNED (3):

C Ray Donaldson
(from Seattle)
RB David Lang
(from St. Louis)
CB Deion Sanders
(from San Francisco)

PLAYERS LOST (11):

LB Darrick Brownlow
(by Washington)
G/C Frank Cornish
(by Jacksonville)
TE Scott Galbraith
(by Washington)
S Kenneth Gant
(by Tampa Bay)
WR Alvin Harper
(by Tampa Bay)
DE Jim Jeffcoat
(by Buffalo)
QB Rodney Peete
(by Philadelphia)
C Mark Stepanoski
(by Houston)
RB Blair Thomas
(by Atlanta)
LB Matt Vanderbeek
(by Washington)
S James Washington
(by Washington)

1996

PLAYERS SIGNED (2):

LB Fred Strickland
(from Green Bay)
CB Robert Bailey
(by Miami)

PLAYERS LOST (5):

CB Larry Brown
(by Oakland)
LB Dixon Edwards
(by Minnesota)
LB Robert Jones
(by St. Louis)
DT Russell Maryland
(by Oakland)
G/T Ron Stone*
(by N.Y. Giants)

1997

PLAYERS SIGNED (0):

PLAYERS LOST (6):

K Chris Boniol*
(by Philadelphia)
P John Jett
(by Detroit)
LB Godfrey Myles
(by Denver)
LB Jim Schwartz*
(by San Francisco)
LB Darrin Smith
(by Philadelphia)
S George Teague
(by Miami)

1998

PLAYERS SIGNED (1):

G Everett McIver
(from Miami)

PLAYERS LOST (3):

G/C John Flannery
(by St. Louis)
G/T George Hegamin
(by Philadelphia)
S Brock Marion
(by Miami)

1999

PLAYERS SIGNED (2):

WR Raghib Ismail
(from Carolina)
C Mark Stepanoski
(from Tennessee)

PLAYERS LOST (3):

WR Patrick Jeffers*
(by Carolina)
C Clay Shiver
(by Denver)
DT Artie Smith
(by Kansas City)

2000

PLAYERS SIGNED (4):

LB Joe Bowden
(from Tennessee)
TE Jackie Harris
(from Tennessee)
QB Paul Justin
(from St. Louis)
CB Ryan McNeil
(from Cleveland)

PLAYERS LOST (8):

TE Eric Bjornson
(by New England)
RB Robert Chancey*
(by San Diego)
QB Jason Garrett
(by N.Y. Giants)
LB Randall Godfrey
(by Tennessee)
P Toby Gowin*
(by New Orleans)
LB Lemanski Hall
(by Minnesota)
G/C Tom Myslinski
(by Pittsburgh)
DE Kavika Pittman
(by Denver)

2001

PLAYERS SIGNED (0):

PLAYERS LOST (3):
QB Randall Cunningham
(by Baltimore)
DT Leon Lett
(by Denver)
WR James McKnight
(by Miami)

2002

PLAYERS SIGNED (4):
 DT La'Roi Glover
 (from New Orleans)
 LB Kevin Hardy
 (from Jacksonville)
 TE Jeff Robinson
 (from St. Louis)
 CB Bryant Westbrook
 (Detroit)

PLAYERS LOST (1):
 S Izell Reese
 (by Denver)

2003

PLAYERS SIGNED (6):
 FB Richie Anderson
 (by N.Y. Jets)
 TE Dan Campbell
 (from N.Y. Giants)
 P Toby Gowin
 (from New Orleans)
 CB Donald Mitchell
 (from Tennessee)
 LB Al Singleton
 (from Tampa Bay)
 T Ryan Young
 (from Houston)

PLAYERS LOST (3):
 LB Kevin Hardy
 (by Cincinnati)
 DT Brandon Noble
 (by Washington)
 DE Peppi Zellner
 (by Washington)

2004

PLAYERS SIGNED (0):

PLAYERS LOST (2):
 CB Mario Edwards
 (by Tampa Bay)
 DE Ebenezer Ekuban
 (by Cleveland)

2005

PLAYERS SIGNED (4):
 DT Jason Ferguson
 (from N.Y. Jets)
 CB Anthony Henry
 (from Cleveland)
 G Marco Rivera
 (from Green Bay)
 RB Anthony Thomas
 (from Chicago)

LOST (0):

2006

PLAYERS SIGNED (6):
 LB Akin Ayodele
 (from Jacksonville)
 LB Rocky Boiman
 (from Tennessee)
 T Jason Fabini
 (from N.Y. Jets)
 TE Ryan Hannam
 (from Seattle)
 G Kyle Kosier
 (from Detroit)
 K Mike Vanderjagt
 (from Indianapolis)

PLAYERS LOST (3):

TE Dan Campbell
 (by Detroit)
 LB Scott Fujita
 (by New Orleans)
 T Torrin Tucker*
 (by Tampa Bay)

2007

PLAYERS SIGNED (2):
 T Leonard Davis
 (from Arizona)
 S Ken Hamlin
 (from Seattle)

PLAYERS LOST (3):

DE Kenyon Coleman
 (by N.Y. Jets)
 LB Ryan Fowler
 (by Tennessee)
 C Al Johnson
 (by Arizona)

2008

PLAYERS SIGNED (0):

PLAYERS LOST (4):

S Keith Davis
 (by Miami)
 RB Julius Jones
 (by Seattle)
 CB Nathan Jones
 (by Miami)
 CB Jacques Reeves
 (by Houston)

2009

PLAYERS SIGNED (3):
 LB Keith Brooking
 (from Atlanta)
 DE Igor Olshansky
 (from San Diego)
 S Gerald Sensabaugh
 (from Jacksonville)

PLAYERS LOST (6):

G Joe Beger
 (by Miami)
 LB Kevin Burnett
 (by San Diego)
 DE Chris Canty
 (by N.Y. Giants)
 S Keith Davis
 (by Oakland)
 NT Tank Johnson
 (by Cincinnati)
 LB Zach Thomas
 (by Kansas City)

2010

PLAYERS SIGNED (0):

PLAYERS LOST (2):

S Ken Hamlin
 (by Baltimore)
 G Cory Procter
 (by Miami)

2011

PLAYERS SIGNED (1):
 DE Kenyon Coleman
 (Cleveland)

PLAYERS LOST (2):
 DE Stephen Bowen
 (by Washington)
 WR Sam Hurd
 (by Chicago)

2012

PLAYERS SIGNED (7):
 G Mackenzy Bernadeau
 (Carolina)
 CB Brandon Carr
 (Kansas City)
 LB Dan Connor
 (Carolina)
 G Nate Livings
 (Cincinnati)
 QB Kyle Orton
 (Kansas City)
 S Brodney Pool
 (N.Y. Jets)
 FB Lawrence Vickers
 (Houston)

PLAYERS LOST (6):

CB Alan Ball
 (Houston)
 TE Martellus Bennett
 (N.Y. Giants)
 S Abram Elam
 (Kansas City)
 FB Tony Fiammetta
 (New England)
 LB Bradie James
 (Houston)
 WR Laurent Robinson
 (Jacksonville)

2013

PLAYERS SIGNED (2):
 S Will Allen
 (Pittsburgh)
 LB Justin Durant
 (Detroit)

PLAYERS LOST (5):

LB Victor Butler
 (New Orleans)
 DE Kenyon Coleman
 (New Orleans)
 CB Mike Jenkins
 (Oakland)
 WR Kevin Ogletree
 (Tampa Bay)
 TE John Phillips
 (San Diego)

2014

PLAYERS SIGNED (2):
 DT Henry Melton
 (Chicago)
 DE Jeremy Mincey
 (Denver)

PLAYERS LOST (3):

DT Jason Hatcher
 (Washington)
 S Danny McCray
 (Chicago)
 DE Jarius Wynn
 (Buffalo)

2015

PLAYERS SIGNED (4)
 LB Jasper Brinkley
 (Minnesota)
 LB Andrew Gachkar
 (San Diego)
 DE Greg Hardy
 (Carolina)
 RB Darren McFadden
 (Oakland)

PLAYERS LOST (8)

LB Bruce Carter
 (Tampa Bay)
 LB Justin Durant
 (Atlanta)
 WR Dwyane Harris
 (N.Y. Giants)
 DT Henry Melton
 (Tampa Bay)
 RB DeMarco Murray
 (Philadelphia)
 T Jermei Parnell
 (Jacksonville)
 DE George Selvie
 (N.Y. Giants)
 LB Anthony Spencer
 (New Orleans)

2016**PLAYERS SIGNED (4)**

G Joe Looney
 (Tennessee)
 DE Benson Mayowa*
 (Oakland)
 RB Alfred Morris
 (Washington)
 DE Cedric Thornton
 (Philadelphia)

PLAYERS LOST (3)

G Mackenzy Bernadeau
 (Jacksonville)
 QB Matt Cassel
 (Tennessee)
 RB Robert Turbin
 (Indianapolis)

2017**PLAYERS SIGNED (5)**

T Byron Bell
 (Tennessee)
 S Robert Blanton
 (Buffalo)
 CB Nolan Carroll
 (Philadelphia)
 DE Damontre' Moore
 (Seattle)
 DT Stephen Paea
 (Cleveland)

PLAYERS LOST (11)

CB Brandon Carr
 (Baltimore)
 S Barry Church
 (Jacksonville)
 CB Morris Claiborne
 (N.Y. Jets)
 DE Jack Crawford
 (Atlanta)
 DE Ryan Davis
 (Buffalo)
 RB Lance Dunbar
 (L.A. Rams)

2017, cont.

TE Gavin Escobar
(Kansas City)
G Ronald Leary
(Denver)
DT Terrell McClain
(Washington)
QB Mark Sanchez
(Chicago)
S J.J. Wilcox
(Tampa Bay)

2018

PLAYERS SIGNED (4)
WR Deonte Thompson
(Buffalo)
G Marcus Martin
(Cleveland)
T Cameron Fleming
(New England)
DE Kony Ealy
(N.Y. Jets)

PLAYERS LOST (6)

CB Bené Benwikere
(Arizona)
WR Brice Butler
(Arizona)
G Jonathan Cooper
(San Francisco)
LB Anthony Hitchens
(Kansas City)
FB Keith Smith*
(Oakland)
LB Kyle Wilber
(Oakland)

2019**PLAYERS SIGNED (3)**

WR Randall Cobb
(Green Bay)
DT Christian Covington
(Houston)
S George Iloka
(Minnesota)

PLAYERS LOST (3)

WR Cole Beasley
(Buffalo)
TE Geoff Swaim
(Jacksonville)
LB Damien Wilson
(Kansas City)

2020**PLAYERS SIGNED (5)**

TE Blake Bell
(Kansas City)
CB Maurice Canady
(N.Y. Jets)
S Ha Ha Clinton-Dix
(Chicago)
DT Gerald McCoy
(Carolina)
K Greg Zuerlein
(LA Rams)

PLAYERS LOST (8)

WR Randall Cobb
(Houston)
DT Maliek Collins
(Las Vegas)

2020, cont.

S Jeff Heath
(Las Vegas)
DE Kerry Hyder
(San Francisco)
CB Byron Jones
(Miami)
DE Robert Quinn
(Chicago)
G Xavier Su'a-Filo
(Cincinnati)
TE Jason Witten
(Las Vegas)

2021**PLAYERS SIGNED (8)**

LB Tarell Basham
(N.Y. Jets)
S Damontae Kazee
(Atlanta)
LS Jake McQuaide
(LA Rams)
LB Keanu Neal
(Atlanta)
T Ty Nsekhe
(Buffalo)
TE Jeremy Sprinkle
(Washington)
DT Brent Urban
(Chicago)
DE Carlos Watkins
(Houston)

PLAYERS LOST (8)

CB Chidobe Awuzie
(Cincinnati)

2021, cont.

TE Blake Bell
(Kansas City)
QB Andy Dalton
(Chicago)
T Cameron Erving
(Carolina)
T Greg Senat*
(Cleveland)
DE Aldon Smith
(Seattle)
LB Joe Thomas
(Houston)
S Xavier Woods
(Minnesota)

2022**PLAYERS SIGNED (3)**

DE Dante Fowler
(Atlanta)
RB Ryan Nall
(Chicago)
WR James Washington
(Pittsburgh)

PLAYERS LOST (5)

DE Randy Gregory
(Denver)
LB Keanu Neal
(Tampa Bay)
WR Malik Turner
(San Francisco)
G Connor Williams
(Miami)
WR Cedrick Wilson
(Miami)

* Indicates restricted free agent

**2022 Free Agency**

Left to Right: Dante Fowler (Atlanta), Ryan Nall (Chicago), James Washington (Pittsburgh).



2021 SEASON

2021 Regular Season Statistics

FIRST PLACE, NFC EAST HEAD COACH: MIKE CARATHY

PRESEASON (0-4)

DATE	W/L	SCORE	OPPONENT	ATT.
8/5	L	3-16	Pittsburgh (Canton)	20,113
8/13	L	16-19	at Arizona	59,954
8/21	L	14-20	HOUSTON	72,720#
8/29	L	14-34	JACKSONVILLE	72,205#

REGULAR SEASON (12-5)

9/9	L	29-31	at Tampa Bay	65,556
9/19	W	20-17	at LA Chargers	70,240
9/27	W	41-21	PHILADELPHIA	93,267*
10/3	W	36-28	CAROLINA	93,262*
10/10	W	44-20	N.Y. GIANTS	93,476#
10/17	W	35-29	@ New England (OT)	65,878
10/24			- Bye -	
10/31	W	20-16	@ Minnesota	66,633
11/7	L	16-30	DENVER	93,503*
11/14	W	49-3	ATLANTA	93,436*
11/21	L	9-19	@ Kansas City	73,494
11/25	L	33-36	LAS VEGAS (OT)	93,483*
12/2	W	27-17	@ New Orleans	69,170
12/12	W	27-20	@ Washington	61,308
12/19	W	21-6	@ N.Y. Giants	77,413
12/26	W	56-14	WASHINGTON	93,482*
1/2/22	L	22-25	ARIZONA	93,459*
1/8/22	W	51-26	@ Philadelphia	69,796

AT&T Stadium configuration

*All Open # - All Closed

^Only Doors Open % - Only Roof Open

RUSHING	ATT	YDS	AVG	LG	TD
Elliott	237	1,002	4.2	47	10
Pollard	130	719	5.5	58	2
Prescott	48	146	3.0	21	1
Clemens	33	140	4.2	38	0
Lamb	9	76	8.4	33	0
Hardy	4	26	7.3	22	1
C. Wilson	2	11	5.5	6	0
I. Smith	1	4	4.0	4	1
Rush	9	-8	-0.9	2	0
Team	473	2,119	4.5	58	15
Opponents	429	1,918	4.5	33	13

RECEIVING	REC	YDS	AVG	LG	TD
Lamb	79	1,102	13.9	49	6
Schultz	78	808	10.4	32	8
Cooper	68	865	12.7	41	8
Elliott	47	287	6.1	21	2
C. Wilson	45	602	13.4	73	6
Pollard	39	337	8.6	32	0
Gallup	35	445	12.7	41	2
N. Brown	16	184	11.5	27	0
Turner	12	149	12.4	6	3
Janwin	11	96	8.7	20	2
Clemens	6	29	4.8	8	1
McKeon	4	27	6.8	12	1
Sprinkle	3	31	10.3	11	0
Steele	1	1	1.0	1	0
Team	444	4,963	11.2	73	40
Opponents	364	4,346	11.9	75	24

INTERCEPTIONS	NO	YDS	AVG	LG	TD
Diggs	11	142	12.9	59	2
Lewis	3	88	29.3	66	0
A. Brown	3	45	15.0	45	1
Kearse	2	34	17.0	34	0
Kazee	2	8	4.0	8	0
Lawrence	1	40	40.0	40	1
Watkins	1	29	29.0	29	1
Gregory	1	12	12.0	12	0
Vander Esch	1	7	7.0	7	0
Hooker	1	0	0.0	0	0
Team	26	405	15.6	66	5
Opponents	11	145	13.2	31	1

PUNTING	NO	YDS	AVG	TB	IN20	LG	BL	NET
Anger	65	3,143	48.4	4	24	63	0	44.6
Cowboys	65	3,143	48.4	4	24	63	0	44.6
Opps	71	3,125	44.0	4	26	68	3	40.3

PUNT RETURNS	NO	YDS	AVG	FC	LG	TD
Lamb	14	139	9.9	9	21	0
C. Wilson	11	36	3.3	5	14	0
Diggs	2	10	5.0	0	9	0
Wright	1	0	0.0	0	0	0
Cowboys	28	185	6.6	14	21	0
Opponents	25	163	6.5	24	23	0

KICKOFF RETURNS	NO	YDS	AVG	LG	TD
Pollard	17	489	28.8	100	1
Clemens	11	215	19.5	29	0
Hardy	1	15	15.0	15	0
Cowboys	29	719	24.8	100	1
Opponents	18	468	26.0	41	0

SCORE BY QUARTERS	1	2	3	4	OT	T
Cowboys	130	146	103	145	6	530
Opponents	90	96	65	104	3	358

FIELD GOALS	11-19	20-29	30-39	40-49	50+
Zuerlein	0-0	5-5	15-16	7-9	2-5
Cowboys	0-0	5-5	15-16	7-9	2-5
Opponents	0-0	7-7	8-8	8-9	6-11

Zuerlein: (31M,35,60M,21,48), (34,56), (), (37), (31,38,31), (30,45,51M,49), (43M,38,39), (), (), (33,30,48), (59M,29,45), (55,34), (35,38,37,29), (26,42,27), (), (43M), (48),
Opp: (36), (46,44M,32,29), (), (54M), (54M,51,51), (), (45,40,24), (53,27,53M,42), (35), (37,53,51M), (22,46,30,56,29), (56M,42), (), (35,42), (), (24,53,26,38), (38,40).

SCORING	TDR	TDPT	TDR1	2Pt	P	FAT	S	TP
Zuerlein	0	0	0	0	42/48	29/35	0	129
Elliott	10	2	0	3	0/0	0/0	0	78
Schultz	8	0	0	1	0/0	0/0	0	50
Cooper	8	0	0	0	0/0	0/0	0	48
Lamb	6	0	0	1	0/0	0/0	0	38
C. Wilson	6	0	0	0	0/0	0/0	0	36
Pollard	2	0	1a	0	0/0	0/0	0	18
Turner	3	0	0	0	0/0	0/0	0	18
Diggs	0	0	2b	0	0/0	0/0	0	12
Gallup	2	0	0	0	0/0	0/0	0	12
Janwin	2	0	0	0	0/0	0/0	0	12
Prescott	1	0	0	1	0/0	0/0	0	8
Armstrong	0	0	1c	0	0/0	0/0	0	6
A. Brown	0	0	1	0	0/0	0/0	0	6
Clemens	0	1	0	0	0/0	0/0	0	6
Golston	0	0	1d	0	0/0	0/0	0	6
Hardy	1	0	0	0	0/0	0/0	0	6
Lawrence	0	0	1e	0	0/0	0/0	0	6
McKeon	0	1	0	0	0/0	0/0	0	6
I. Smith	1	0	0	0	0/0	0/0	0	6
Steele	1	0	0	0	0/0	0/0	0	6
Watkins	0	0	1f	0	0/0	0/0	0	6
Wright	0	0	1g	0	0/0	0/0	0	6
Hajrullahu	0	0	0	0	5/5	0/0	0	5
Team	64	15	40	9	47/53	29/35	0	530
Opponents	13	2*	4	29/32	29/35	0	358	

2-pt Conversions: Dallas 6-10, Opponents 4-7

a- 100-yd kick return vs. LV 11/25

b- 59-yd INT return vs. Phi 9/27

c- 42-yd INT return at NE 10/17

d- 17-yd fumble return at Was 12/12

e- 40-yd INT return vs. Was 12/26

f- 29-yd INT return at NO 12/2

g- 0-yd punt block return vs. Atl 11/14

*- F. Cox 0-yd fumble return vs. Phi 9/27

C. Holcomb 31-yd INT return at Was 12/12

USUAL STARTERS

WR Amari Cooper (14)	LDE DeMarcus Lawrence (7)
LT Tyron Smith (11)	Tarell Basham (6)
LG Connor Williams (13)	Michah Parsons (3)
Connor McGovern (3)	LDT Osa Odighizuwa (9)
C Tyler Biadase	Neville Gallimore (4)
RG Zack Martin (16)	ROT Carlos Watkins (11)
RT Latel Collins (10)	Antwan Woods (6)
Terence Steele (7)	Royce Gregory (11)
TE Dalton Schultz (15)	OLB Michah Parsons (12)
WR CeeDee Lamb (13)	L. Vander Esch (4)
WR Michael Gallup (8)	MLB L. Vander Esch (12)
QB Dak Prescott (16)	LCB Trevon Diggs (16)
RB Ezekiel Elliott	NCB Jourdan Lewis (13)
	RCB Anthony Brown (15)
K Greg Zuerlein (15)	SS Jayron Kearse (14)
P Bryan Anger	FS Demontae Kazee (16)

Pro Bowlers in Bold

PASSING	ATT	COMP	YDS	PCT	AVG	TD	PCT	PCT	LG	SKS/YDS	RATING	
							INT	INT				
Prescott	536	410	4,449	68.8	7.5	37	6.2	10	1.7	51	30/144	104.2
Rush	47	30	422	63.8	9.0	3	6.4	1	2.1	73†	3/19	105.1
C. Wilson	3	3	88	100.0	29.3	0	0.0	0	0.0	35	0/0	118.8
Elliott	1	1	4	100.0	4.0	0	0.0	0	0.0	4	0/0	83.3
Cowboys	647	444	4,963	68.6	7.7	40	6.2	11	1.7	73†	33/163	104.8
Opponents	612	364	4,346	59.5	7.1	24	3.9	26	4.2	75†	41/297	76.6

STAFF

PLAYERS

2021 SEASON

RECORDS

PLAYOFF RECORDS

HISTORY

SIDELINES

2021 Regular Season Defensive Statistics

	Tackles			Sks/ Yds	Tkl/ Loss	QB Pres.	FR	FF	INT/Yds	PD
	Solo	Asst.	Total							
1. Kearse, Jayron.....	62	- 30	- 92	1.0/-2	7/-16	10	1		2/34	10
2. Vander Esch, Leighton.....	62	- 24	- 86	1.0/-7	3/-6	5			1/7	2
3. Brown, Anthony.....	63	- 16	- 79		1/-4			1	3/45	17
4. Neal, Keanu.....	49	- 30	- 79	1.0/-1	4/-13	1				
5. Parsons, Micah.....	52	- 12	- 64	13.0/-120	12/-35	42		3		3
6. Lewis, Jourdan.....	52	- 7	- 59	1.5/-4	1/-3	2	2	1	3/88	11
7. Diggs, Trevon.....	47	- 9	- 56						11/142	21
8. Kazee, Damontae.....	39	- 15	- 54					2	2/8	4
9. Hooker, Malik.....	36	- 8	- 44		1/-1				1/0	2
10. Basham, Tarell.....	24	- 14	- 38	3.5/-20	1/-5	32	1	1		
11. Armstrong, Dorance.....	23	- 14	- 37	5.0/-33		22	1			1
12. Odighizuwa, Osa.....	20	- 14	- 34	2.0/-20	4/-8	12				
13. Golston, Chauncey.....	21	- 12	- 33	1.0/-7		8	1			1
14. Watkins, Carlos.....	18	- 14	- 32	1.0/-8	4/-10	2	1		1/29	1
15. Wilson, Donovan.....	21	- 9	- 30		1/-4	1				1
16. Smith, Jaylon.....	14	- 5	- 19							
17. Lawrence, DeMarcus.....	14	- 4	- 18	3.0/-24	2/-4	16		2	1/40	5
18. Gregory, Randy.....	9	- 7	- 16	6.0/-40	1/-5	30	1	3	1/12	1
19. Joseph, Kelvin.....	11	- 2	- 13		1/-2					2
20. Bohanna, Quinton.....	3	- 9	- 12			1				
21. Hamilton, Justin.....	6	- 5	- 11		1/-1	4				
22. Hill, Trysten.....	8	- 2	- 10	0.5/0		5				
23. Gallimore, Neville.....	6	- 4	- 10	1.5/-11	2/-10	6				
24. Wright, Nahshon.....	5	- 2	- 7							
25. Canady, Maurice.....	4	- 1	- 5							
Gifford, Luke.....	4	- 1	- 5		1/-4					
27. Urban, Brent.....	0	- 3	- 3			1				1
28. Anae, Bradlee.....	2	- 0	- 2							
Coyle, Tyler.....	2	- 0	- 2							
Faolalu, Austin.....	2	- 0	- 2							
Kamara, Azur.....	2	- 0	- 2			1				
Thompson, Darian.....	2	- 0	- 2							
33. Bernard, Francis.....	1	- 0	- 1							
Cox, Jabril.....	1	- 0	- 1							

2021 Regular Season Special Teams Statistics

	Solo	Tackles		Total	Fumbles For-Rec.	Block Kick
		Asst.	-			
1. Goodwin, C.J.....	7	- 3	-	10		
2. Pollard, Tony.....	5	- 0	-	5		
3. Gifford, Luke.....	4	- 1	-	5		1
4. Clement, Corey.....	4	- 0	-	4		1
5. Kearse, Jayron.....	3	- 0	-	3		
6. Bernard, Francis.....	2	- 1	-	3		
Brown, Noah.....	2	- 1	-	3		
Sprinkle, Jeremy.....	2	- 1	-	3		
9. Kazee, Damontae.....	2	- 0	-	2		
Neal, Keanu.....	2	- 0	-	2		
Wright, Nahshon.....	2	- 0	-	2		
12. Joseph, Kelvin.....	1	- 1	-	2		
13. Armstrong, Dorance.....	1	- 0	-	1		1
Cox, Jabril.....	1	- 0	-	1		
McQuaide, Jake.....	1	- 0	-	1		
Palston, Nick.....	1	- 0	-	1		
Thompson, Darian.....	1	- 0	-	1		
Wilson, Cedrick.....	1	- 0	-	1		
19. Burton, Deante.....	0	- 1	-	1		
Canady, Maurice.....	0	- 1	-	1		
Coyle, Tyler.....	0	- 1	-	1		
Kamara, Azur.....	0	- 1	-	1		
McKeon, Sean.....	0	- 1	-	1		
Turner, Malik.....	0	- 1	-	1		
Vander Esch, Leighton.....	0	- 1	-	1		
26. Golston, Chauncey.....	0	- 0	-	0		1

2021 Postseason Statistics

FIRST PLACE, NFC EAST
HEAD COACH: MIKE MCCARTHY

2021 NFC WILD CARD GAME

DATE W/L **SCORE** **OPPONENT** **ATT.**
1/16/22 L 17-23 **SAN FRANCISCO** 93,470#

AT&T Stadium configuration
*All Open # - All Closed
^-Only Doors Open %-Only Roof Open

TEAM STATISTICS	DALLAS	OPP
FIRST DOWNS.....	20	21
Rushing.....	7	7
Passing.....	12	10
Penalty.....	1	4
Third Down-Made/Att.....	5/14	6/13
Fourth Down Efficiency.....	35.7	46.2
Third Down-Made/Att.....	1/2	0/0
TOTAL NET YARDS.....	307	341
Avg. Per Game.....	307.0	341.0
Total Plays.....	70	63
Avg. Per Play.....	4.4	5.4
NET YARDS RUSHING.....	77	169
Avg. Per Game.....	77.0	169.0
Total Rushes.....	21	38
Avg. Per Rush.....	3.7	4.4
NET YARDS PASSING.....	230.0	172.0
Avg. Per Game.....	230.0	172.0
Sacked/Yards Lost.....	5/40	0/0
Gross Yards.....	270	172
Attempts/Completions.....	44/24	25/16
Pct. of Completions.....	54.5	64.0
Had Intercepted.....	1	1
PUNTS/AVERAGE.....	5/53.6	4/44.8
Net Punting Average.....	51.4	38.5
PUNT RET./AVG.....	1/5.0	1/11.0
KICKOFF RET./AVG.....	2/25.0	2/14.5
INT. RET./AVG.....	1/23.0	1/0.0
PENALTIES/YARDS.....	14/89	9/58
FUMBLES/BALL LOST.....	2/0	0/0
TOUCHDOWNS.....	2	2
Rushing.....	1	2
Passing.....	1	0
Returns.....	0	0
EXTRA POINTS/ATTEMPTS.....	2/2	2/2
TWO POINT CON/ATT.....	0/0	0/0
FIELD GOALS/ATTEMPTS.....	1/1	3/3
AVG. TIME OF POSS.....	26:01	33:59

RUSHING	ATT	YDS	AVG	LG	TD
Elliott	12	31	2.6	9	0
Prescott	4	27	6.8	17	1
Pollard	4	14	3.5	8	0
Lamb	1	5	5.0	5	0
Team	21	77	3.7	17	1
Opponents	38	169	4.4	26t	2

RECEIVING	REC	YDS	AVG	LG	TD
Schultz	7	89	12.7	38	0
Cooper	6	64	10.7	20	1
C.Willson	5	62	12.4	24	0
Pollard	2	12	6.0	10	0
Lamb	1	21	21.0	11	0
Goodwin	1	16	16.0	16	0
Turner	1	6	6.0	6	0
Elliott	1	0	0.0	0	0
Jarwin	0	0	0.0	0	0
Team	24	270	11.3	38	1
Opponents	16	172	10.8	37	0

INTERCEPTIONS	NO	YDS	AVG	LG	TD
Brown	1	23	23.0	23	0
Team	1	23	23.0	23	0
Opponents	1	0	0.0	0	0

PUNTING	NO	YDS	AVG	TB	IN20	LG	BL	NET
Anger	5	268	53.6	0	3	59	0	51.4
Cowboys	5	268	53.6	0	3	59	0	51.4
Opps	4	179	44.8	1	1	48	0	38.5

PUNT RETURNS	NO	YDS	AVG	FC	LG	TD
Lamb	1	5	5.0	2	5	0
Cowboys	1	5	5.0	2	5	0
Opponents	1	11	11.0	3	11	0

KICKOFF RETURNS	NO	YDS	AVG	LG	TD
Pollard	2	50	25.0	32	0
Cowboys	2	50	25.0	32	0
Opponents	2	29	29.0	29	0

SCORE BY QUARTERS	1	2	3	4	OT	T
Cowboys	0	7	0	10	-	17
Opponents	10	6	7	0	-	23

PASSING	ATT	COMP	YDS	PCT	ATT	TD	PCT	PCT	LG	SKS/YDS	RATING
Prescott	43	23	254	53.5	5.9	1	2.3	2.3	38	5/40	69.3
Anger	1	1	16	100.0	16.0	0	0.0	0.0	16	0/0	118.8
Cowboys	44	24	270	54.5	6.1	1	2.3	2.3	38	5/40	71.2
Opponents	25	16	172	64.0	5.9	0	0.0	1	4.0	37	67.4

FIELD GOALS	11-19	20-29	30-39	40-49	50+
Zuerlein	0-0	0-0	0-0	0-0	1-1
Cowboys	0-0	0-0	0-0	0-0	1-1
Opponents	0-0	0-0	0-0	1-1	2-2

Zuerlein: (51)
Opp: (53,40,52)

SCORING	TDR	TDP	TDR1	2Pt	FG	PAT	S	TP
Cooper	0	1	0	0	0/0	0/0	0	6
Prescott	1	0	0	0	0/0	0/0	0	6
Zuerlein	0	0	0	0	1/1	2/2	0	5
Team	1	1	0	0	1/1	2/2	0	17
Opponents	2	0	0	0	3/3	2/2	0	23

2-pt Conversions: Dallas 0/0, Opponents 0/0

DEFENSIVE STATS

	Tackles		TOTAL
	SOLO	ASST.	
1. Vander Esch, Leighton	7	6	13
2. Kearse, Jayron	5	5	10
3. Parsons, Micah	6	2	8
4. Kazez, Damontae	5	4	9
5. Wilson, Donovan	4	4	8
6. Odighizuwa, Osa	3	4	7
7. Brown, Anthony	5	0	5
8. Hooker, Malik	0	5	5
9. Diggs, Trevon	4	0	4
10. Gallimore, Neville	2	2	4
11. Gregory, Randy	1	3	4
12. Lawrence, DeMarcus	1	1	2
13. Armstrong, Dorance	1	0	1
Lewis, Jordan	1	0	1
15. Basham, Tarell	0	1	1
Hill, Trysten	0	1	1

SPECIAL TEAMS

	Tackles		TOTAL
	SOLO	ASST.	
1. Gifford, Luke	2	0	2
2. Goodwin, C.J.	1	0	1
3. Armstrong, Dorance	0	1	1
Bernard, Francis	0	1	1
Joseph, Kelvin	0	1	1
Turner, Malik	0	1	1



2021 Preseason Statistics

RECORD: 0-4

PRESEASON (0-4)

DATE	W/L	SCORE	OPPONENT	ATT.
8/5	L	3-16	Pittsburgh (Canton)	20,113
8/13	L	16-19	at Arizona	59,954
8/21	L	14-20	HOUSTON	72,720#
8/29	L	14-34	JACKSONVILLE	72,205#

AT&T Stadium configuration

*-All Open #- All Closed

^-Only Doors Open %-Only Roof Open

TEAM STATISTICS DALLAS OPP

FIRST DOWNS	77	74
Rushing	27	31
Passing	44	36
Penalty	6	7
Third Down-Made/Att	26/64	14/46
Third Down Efficiency	40.6	30.4
Fourth Down-Made/Att	7/11	3/5
TOTAL NET YARDS	1,250	1,246
Avg. Per Game	312.5	311.5
Total Plays	272	242
Avg. Per Play	4.6	5.1
NET YARDS RUSHING	388	422
Avg. Per Game	97.0	105.5
Total Rushes	101	114
Avg. Per Rush	3.8	3.7
NET YARDS PASSING	862	824
Avg. Per Game	215.5	206.0
Sacked/Yards Lost	9/59	6/28
Gross Yards	921	852
Attempts/Completions	162/92	122/81
Pct. of Completions	56.8	66.4
Had Intercepted	4	1
PUNTS/AVERAGE	18/48.6	17/47.5
Net Punting Average	39.6	45.0
PUNT RET./AVG.	6/3.7	11/12.9
KICKOFF RET./AVG.	15/21.2	6/25.5
INT./AVG. RET.	1/4.0	4/20.8
PENALTIES/YARDS	25/189	19/189
FUMBLES/BALL LOST	7/4	6/2
TOUCHDOWNS	5	9
Rushing	0	4
Passing	5	4
Returns	0	1
EXTRA POINTS/ATTEMPTS	5/5	8/9
TWO POINT CONV./ATTS.	0/0	0/0
FIELD GOALS/ATTEMPTS	4/7	9/10
AVG. TIME OF POSS.	30:10	29:50

RUSHING	ATT	YDS	AVG	LG	TD
Dowdle	22	99	4.5	25	0
Knox	25	86	3.4	11	0
Hardy	26	77	3.0	12	0
DiNucci	5	54	10.8	27	0
Pollard	11	42	3.8	16	0
Rush	4	16	4.0	7	0
R. Davis	3	14	4.7	11	0
Ralston	2	3	1.5	2	0
Olonitua	2	1	0.5	1	0
Cooper	1	-4	-4.0	-4	0
Team	101	388	3.8	27	0
Opponents	113	423	3.7	38	4

RECEIVING	ATT	YDS	AVG	LG	TD
Turner	10	103	10.3	20	0
Fehoko	9	77	8.6	18	0
B. Smith	7	67	9.6	20	1
C. Wilson	7	91	13.0	34	1
R. Davis	5	55	11.0	32	0
Eubanks	6	52	8.7	14	0
Parker	5	76	15.2	36	1
Dixon	4	32	8.0	21	1
Hardy	8	37	4.6	8	0
Mitchell	2	31	15.5	17	0
N. Brown	5	48	9.6	19	0
Knox	4	24	6.0	17	0
McKeon	3	34	11.3	13	0
Gallup	3	27	9.0	12	0
Dowdle	4	26	6.5	12	0
Sprinkle	2	21	10.5	15	0
Schultz	2	24	12.0	15	0
Lamb	1	13	13.0	13	0
Eagles	1	25	25.0	25	0
Janwin	1	25	25.0	25	0
Pollard	2	16	8.0	8	1
Olonitua	1	17	17.0	17	0
Team	92	921	10.0	36	5
Opponents	81	852	10.5	45	4

INTERCEPTIONS	NO	YDS	AVG	LG	TD
Mukuamu	1	4	4.0	4	0
Team	1	4	4.0	4	0
Opponents	4	45	11.3	53	1

PUNTING	NO	YDS	AVG	TB	IN20	LG	BL	NET
Anger	13	640	49.2	0	3	58	0	42.5
Niswander	5	234	46.8	1	0	57	0	31.8
Cowboys	18	874	48.6	1	3	58	0	39.6
Opps	17	807	47.5	1	10	61	0	45.0

PUNT RETURNS	NO	YDS	AVG	FC	LG	TD
Dixon	4	15	3.8	0	7	0
R. Davis	2	7	3.5	2	7	0
Lamb	0	0	0.0	1	0	0
Cowboys	6	22	3.7	3	7	0
Opponents	11	142	12.9	6	36	0

KICKOFF RETURNS	NO	YDS	AVG	LG	TD
Dixon	8	164	20.5	29	0
R. Davis	7	154	22.0	26	0
Cowboys	15	318	21.2	29	0
Opponents	6	153	25.5	35	0

SCORE BY QUARTERS	1	2	3	4	OT	T
Cowboys	10	20	3	14	-	47
Opponents	17	17	26	29	-	89

PASSING	ATT	COMP	YDS	PCT	AVG	TD	INT	PCT	PCT	LG	SKS/YDS	RATING
DiNucci	66	35	348	53.0	5.3	2	3.0	4	6.1	36	4/33	53.1
Gilbert	50	28	301	56.0	6.0	1	2.0	0	0.0	34	3/15	80.5
Rush	46	29	272	63.0	5.9	2	4.3	0	0.0	32	2/11	93.8
Cowboys	162	92	921	56.8	5.7	5	3.1	4	2.5	36	9/59	73.1
Opponents	122	81	852	66.4	7.0	4	3.3	1	0.8	45	6/28	94.0

FIELD GOALS	11-19	20-29	30-39	40-49	50+
Niswander	0-0	1-2	3-3	0-0	0-1
Zuerlein	0-0	0-0	0-0	0-0	0-0
Hajrullahu	0-0	0-0	0-0	0-0	0-0
Cowboys	0-0	1-2	3-3	0-0	0-2
Opponents	0-0	2-2	3-3	3-5	0-0

Niswander: (29,29B,52M), (36,38,36),(0,0).
Zuerlein: (0, 0, 0, 0, 56M).
Hajrullahu: (0, 0, 0, 0, 0).
Opp:(49M,48), (33,28,48,47), (38,24),(45,34).

SCORING	TDR	TDP	TDR2Pt	FG	PAT	S	TP
Niswander	0	0	0	0	4/6	1/1	0
Dixon	0	1	0	0	0/0	0/0	0
Parker	0	1	0	0	0/0	0/0	0
Pollard	0	1	0	0	0/0	0/0	0
B. Smith	0	1	0	0	0/0	0/0	0
C. Wilson	0	1	0	0	0/0	0/0	0
Hajrullahu	0	0	0	0	0/0	2/2	0
Zuerlein	0	0	0	0	0/1	2/2	0
Team	0	5	0	0	4/7	5/5	0
Opponents	4	4	1	0	9/10	8/9	0

2-pt Conversions: Dallas 0/0, Opponents 0/0

DEFENSIVE STATS

	Tackles		TOTAL
	SOLO	ASST.	
1. Cox, Jabril	17	7	24
2. Gifford, Luke	13	9	22
3. Mukuamu, Israel	10	3	13
4. Burton, Deante	11	1	12
5. Wright, Nahshon	8	4	12
6. Parker, Steven	8	2	10
7. Parsons, Micah	7	2	9
8. Coyle, Tyler	6	3	9
9. Armstrong, Dorance	5	3	8
10. Carter, Ron Dell	5	2	7
Joseph, Kelvin	5	2	7
12. Bohanna, Quinton	3	4	7
Facioli, Austin	3	4	7
13. Hamilton, Justin	5	1	6
Vander Esch, Leighton	5	1	6
15. Neal, Keanu	5	0	5
16. Robinson, Reggie	4	1	5
17. Aneae, Bradley	3	2	5
Odighizuwa, Osa	3	2	5
19. Kamara, Azur	4	0	4
20. Kearse, Jayron	3	0	3
Thompson, Darian	3	0	3
22. Brown, Kyron	2	1	3
Canady, Maurice	2	1	3
Hooker, Malik	2	1	3
Kazee, Damontae	2	1	3
Smith, Jaylon	2	1	3
27. Brown, Anthony	1	1	2
Hines, Anthony	1	1	2
Lewis, Jordan	1	1	2
Watkins, Carlos	1	1	2
Diggs, Trevon	1	0	1
Wilson, Donovan	1	0	1
33. Urban, Brent	0	1	1

2021 Game-by-Game

COWBOYS OFFENSE

	FIRST DOWNS			TOTAL OFF.		RUSHING			PASSING			INT BY DAL			PUNTS			NO RETURNS			PEN.			FUM			SCORING						T.O.P.	
	T	R	Pa	Yds	Plays	Yds	Att	Yds	Sk/Yd	Att	Com	No	Yds	Dal	No	Yds	Fc	Td	No	Yds	Td	No	Yds	No	Yds	No	Td	Td	Td	Pat	2-PT	Fg	T.O.P.	
@ Tampa Bay	30	4	21	5	451	77	60	18	391	1/12	58	42	1	2	66	0	3-49.0	0	0	0	0	0	0	0	8-55	1/0	3	0	3	0	2/3	0/0	3/5	34:27
@ L.A.Chargers	25	11	13	1	419	60	198	31	221	2/16	27	23	1	2	0	0	1-44.0	0	0	0	3	71	0	8-76	1/0	2	2	0	0	0	2/2	0/0	2/2	29:03
Philadelphia	27	9	14	4	380	71	160	41	220	4/18	26	21	0	2	59	1	4-50.5	2	13	2	0	0	0	4-37	2/1	6	2	3	1	5/6	0/0	0/0	34:58	
Carolina	24	12	10	2	433	56	245	34	188	0/0	22	14	0	2	23	0	4-47.5	0	0	3	0	1	14	0	7-50	1/0	5	1	4	0	3/3	0/2	1/1	26:24
N.Y.Giants	26	10	13	3	515	74	201	39	314	2/10	33	23	1	2	63	1	1-61.0	1	17	0	0	0	0	8-58	2/1	5	1	3	1	5/5	0/0	3/3	32:12	
@ New England	32	5	25	2	567	82	122	31	445	0/0	51	36	1	1	42	1	1-51.0	2	-1	2	0	3	74	0	12-115	2/1	4	0	3	1	2/2	0/1	3/4	39:17
@ Minnesota	23	4	17	2	419	68	78	24	341	3/19	41	25	1	0	0	0	4-45.3	2	4	1	0	1	22	0	11-96	2/1	2	0	2	0	2/2	0/0	2/3	32:32
Denver	14	2	11	1	290	57	78	16	212	2/20	39	19	1	0	0	0	4-48.5	2	0	1	0	2	89	0	5-38	2/1	2	0	2	0	0/0	2/2	0/0	18:48
Atlanta	22	8	14	0	431	72	114	37	317	0/0	35	28	0	3	4	0	4-47.5	2	19	0	0	1	29	0	8-80	1/1	6	3	2	1	5/5	1/1	0/0	37:41
@ Kansas City	16	1	14	1	276	64	82	16	194	5/22	43	28	2	1	34	0	6-46.7	2	7	0	0	2	39	0	6-45	2/1	0	0	0	0	0/0	0/0	3/3	29:13
Las Vegas	23	6	13	4	437	68	64	20	373	1/2	47	32	0	0	0	0	7-55.0	2	16	2	0	3	129	1	14-166	0/0	4	1	2	1	1/2	1/2	2/3	26:30
@ New Orleans	17	5	10	2	377	65	146	24	231	1/7	40	26	1	4	37	1	7-48.1	4	44	0	0	1	22	0	5-35	0/0	3	1	1	3/3	0/0	2/2	28:06	
@ Washington	19	7	11	1	323	78	122	35	201	4/10	39	22	2	1	12	0	6-44.7	3	5	0	0	3	39	0	7-60	2/0	2	0	1	1/1	1/1	4/4	34:29	
@ N.Y.Giants	23	9	14	0	328	70	125	30	203	3/14	37	28	0	3	18	0	4-40.0	0	0	1	0	2	50	0	6-45	3/1	2	1	1	0	0/2	0/0	3/3	33:23
Washington	28	7	20	1	497	73	108	28	389	3/11	42	30	0	2	40	1	4-53.5	1	21	1	0	1	20	0	3-15	2/0	8	1	5	2	8/8	0/0	0/0	31:31
Arizona	19	2	15	2	301	57	45	17	256	1/1	39	25	0	0	0	0	4-58.2	2	15	0	0	3	58	0	10-88	3/1	3	0	3	0	2/2	1/1	0/1	25:18
@ Philadelphia	22	9	13	0	475	61	171	32	304	1/1	28	22	0	1	7	0	1-44.0	1	11	0	0	3	63	0	5-44	0/0	7	2	5	0	6/7	0/0	1/1	27:37
2021 Totals	390	111	248	31	6,919	1,153	2,119	473	4,800	33/163	647	444	11	26	405	5	65-48.4	28	185	14	0	29	719	1	127-1,103	269	164	15	40	9	47/53	6/10	2998	30:20

THIRD DOWN EFFICIENCY

9/9 @ Tampa Bay	9/17	@ New England	3/13	23.1%	11/21	@ Kansas City	5/15	33.3%	12/19	@ N.Y.Giants	8/14	57.1%
6/19 @ L.A.Chargers	10/31	@ Minnesota	7/14	50.0%	11/25	LAS VEGAS	3/13	23.1%	12/26	WASHINGTON	10/15	66.7%
9/27 PHILADELPHIA	11/7	DENVER	5/13	38.5%	12/2	@ New Orleans	2/13	15.4%	1/2/22	ARIZONA	3/11	27.3%
10/3 CAROLINA	11/14	ATLANTA	6/14	42.9%	12/12	@ Washington	7/18	38.9%	1/9/22	@ Philadelphia	8/13	51.5%
10/10 N.Y.GIANTS	8/14											

2021 Game-by-Game

COWBOYS DEFENSE

	FIRST DOWNS			TOTAL OFF.		RUSHING			PASSING			INT BY DAL			PUNTS			PUNT RETURNS			PEN.		FUM.			SCORING			I.D.P.					
	T	R	Pa	YDS	PLYS	YDS	AIR	YDS	SK/YD	AIR	COM	I	NO	YDS	TD	NO	AVG	NO	YDS	FC	TD	NO	YDS	TD	NO	LEI	TD	TDp	TDt	PAI	2-PT	FG		
@ Tampa Bay	24	1	22	1	431	64	52	14	379	0/0	50	32	2	1	25	0	4-49.3	2	21	0	0	3	92	0	2/2	4	0	4	0	4-44	0/0	1/1	25-33	
@ LA Chargers	24	7	13	4	408	62	95	19	313	2/25	41	31	2	1	26	0	0-0	1	0	0	0	0	12-99	0/0	1/0	1	0	0	0/0	1/1	3/4	30-57		
Philadelphia	12	1	11	0	367	53	64	12	303	2/23	39	25	2	0	0	0	6-43.0	3	-2	1	0	0	0	0/0	3/0	3	0	2	1	3-3	0/0	0/0	25-02	
Carolina	24	9	13	2	379	68	113	24	266	5/35	39	26	2	0	0	0	3-45.3	0	0	3	0	0	0	0/0	4/0	4	2	2	0	4-44	0/0	0/1	39-36	
N.Y. Giants	20	3	15	2	367	64	73	25	294	0/0	39	21	2	1	1	0	2-45.0	1	7	0	0	2	54	0	1/0	2	1	1	0	2-2	0/0	2/3	27-48	
@ New England	17	6	9	2	335	50	120	27	215	2/14	21	15	1	1	29	0	5-32.2	1	23	0	0	2	47	0	1/0	4	2	2	0	3-3	1/1	0/0	26-51	
@ Minnesota	17	4	6	7	278	61	101	24	177	1/7	36	23	0	1	12	0	6-39.5	1	7	2	0	0	0	7-57	1/1	1	0	1	0	1/1	0/0	3/3	27-28	
Denver	23	12	9	2	407	73	190	41	217	4/32	28	19	0	1	1	0	3-31.3	1	1	1	0	2	24	0	0/0	3	2	1	0	1/2	1/1	3/4	41-12	
Atlanta	11	3	8	0	214	53	103	24	111	2/20	27	10	3	0	0	0	5-46.2	3	11	1	0	0	0	0	1/0	0	0	0	0	0/0	0/0	1/1	22-19	
@ Kansas City	22	8	12	2	370	66	126	26	244	3/16	37	23	1	2	2	0	4-49.3	1	9	2	0	3	104	0	6-64	1/1	2	2	0	0	1/2	0/0	2/3	30-47
Las Vegas	28	7	14	7	509	77	143	35	366	3/7	39	24	0	0	0	0	5-48.6	3	34	4	0	0	0	0	14-110	1/0	3	2	1	0	3-3	0/0	5/5	39-02
@ New Orleans	17	7	10	0	405	69	153	26	252	2/12	41	19	4	1	15	0	6-51.3	4	37	2	0	0	0	0	7-59	1/0	2	0	2	0	2/2	0/0	1/2	31-54
@ Washington	14	6	7	1	224	62	100	23	124	5/51	34	15	1	2	34	1	7-50.9	0	0	1	0	2	48	0	7-65	3/3	3	1	1	0/1	1/2	0/0	25-31	
@ N.Y. Giants	15	3	10	2	302	61	124	24	178	1/3	36	19	3	0	0	0	2-50.5	0	4	0	1	15	0	6-34	1/1	0	0	0	0	0/0	0/0	2/2	26-37	
Washington	14	4	9	1	257	57	85	20	172	5/16	32	15	2	0	0	0	3-40.3	2	14	1	0	0	0	1-13	1/0	2	0	2	0	2/2	0/0	0/0	28-29	
Arizona	23	9	12	2	399	72	127	32	272	1/14	39	27	0	0	0	0	7-44.0	1	-5	2	0	0	0	7-45	0/0	2	0	2	0	1/1	0/1	4/4	34-42	
@ Philadelphia	22	9	11	2	315	70	149	33	166	3/22	34	20	1	0	0	0	3-29.0	1	0	0	0	3	84	0	3-30	0/0	3	1	2	0	2/2	0/1	2/2	32-23
2021 Totals	327	99	191	37	5,967	1,082	1,918	429	4,049	41/297	612	364	26	11	145	1	71-44.0	25	163	24	0	18	468	0	121-973	14/8	39	13	24	2	29/324/77	29/35	29-40	

THIRD DOWN EFFICIENCY

9/9 @ Tampa Bay	5/11	45.5%	10/17	@ New England	3/9	33.3%	11/21	@ Kansas City	4/12	33.3%	12/19	@ N.Y. Giants	6/14	42.8%
6/19 @ LA Chargers	5/12	41.7%	10/31	@ Minnesota	1/13	7.7%	11/25	LAS VEGAS	3/13	23.1%	12/26	WASHINGTON	3/13	23.1%
9/27 PHILADELPHIA	4/12	33.3%	11/7	DENVER	8/15	53.3%	12/2	@ New Orleans	5/14	35.7%	1/2/22	ARIZONA	7/16	43.8%
10/3 CAROLINA	4/13	30.8%	11/14	ATLANTA	1/11	9.1%	12/12	@ Washington	3/14	21.4%	1/9/22	@ Philadelphia	10/18	55.6%
10/10 N.Y. GIANTS	4/13	30.8%												

Individual Game-by-Game Rushing

	Ezekiel Elliott					Tony Pollard					Dak Prescott				
	No	Yds	Avg	Lg	TD	No	Yds	Avg	Lg	TD	No	Yds	Avg	Lg	TD
9/9 @ Tampa Bay	11	33	3.0	13	0	3	14	4.7	11	0	4	13	3.3	7	0
9/19 @ LA Chargers	16	71	4.4	19	1	13	109	8.4	28	1					
9/27 PHILADELPHIA	17	95	5.6	13	2	11	60	5.5	11	0	9	6	0.7	5	0
10/3 CAROLINA	20	143	7.2	47	1	10	67	6.7	18	0	4	35	8.8	21	0
10/10 N.Y. GIANTS	21	110	5.2	15	1	14	75	5.4	17	0	2	6	3.0	6	0
10/17 @ New England	17	69	4.1	21	0	10	41	4.1	9	0	3	10	3.3	10	0
10/31 @ Minnesota	16	50	3.1	8	0	7	26	3.7	7	0	INACTIVE/INJURED				
11/7 DENVER	10	51	5.1	11	0	4	11	2.8	8	0	2	16	8.0	9	0
11/14 ATLANTA	14	41	2.9	9	2	11	42	3.8	15	0	2	5	2.5	4t	1
11/21 @ Kansas City	9	32	3.6	8	0	7	50	7.1	31	0					
11/25 LAS VEGAS	9	25	2.8	8	1	10	36	3.6	12	0	1	3	3.0	3	0
12/2 @ New Orleans	13	45	3.5	10	0	7	71	10.1	58t	1	3	-3	-1.0	-1	0
12/12 @ Washington	12	45	3.8	7	0	INACTIVE/INJURED					7	15	2.1	11	0
12/19 @ N.Y. Giants	16	52	3.3	13t	1	12	74	6.2	17	0	2	-1	-0.5	0	0
12/26 WASHINGTON	9	37	4.1	11t	1	8	34	4.3	9	0	4	21	5.3	13	0
1/2/22 ARIZONA	9	16	1.8	6	0	3	9	3.0	5	0	5	20	4.0	12	0
1/8/22 @ Philadelphia	18	87	4.8	26	0	INACTIVE/INJURED									
2021 Totals	237	1,002	4.2	47	10	130	719	5.5	58t	2	48	146	3.0	21	1

	Corey Clement					CeeDee Lamb					Cedrick Wilson				
	No	Yds	Avg	Lg	TD	No	Yds	Avg	Lg	TD	No	Yds	Avg	Lg	TD
9/9 @ Tampa Bay															
9/19 @ LA Chargers						1	13	13.0	13	0	1	5	5.0	5	0
9/27 PHILADELPHIA	3	0	0.0	5	0	1	-1	-1.0	-1	0					
10/3 CAROLINA															
10/10 N.Y. GIANTS						1	4	4.0	4	0	1	6	6.0	6	0
10/17 @ New England						1	2	2.0	2	0					
10/31 @ Minnesota															
11/7 DENVER															
11/14 ATLANTA	6	20	3.3	6	0	1	12	12.0	12	0					
11/21 @ Kansas City															
11/25 LAS VEGAS						INACTIVE/INJURED									
12/2 @ New Orleans						1	33	33.0	33	0	INACTIVE/INJURED				
12/12 @ Washington	13	44	3.4	10	0	2	15	7.5	10	0	RESERVE/COVID-19				
12/19 @ N.Y. Giants															
12/26 WASHINGTON	4	18	4.5	8	0	1	-2	-2.0	-2	0					
1/2/22 ARIZONA															
1/8/22 @ Philadelphia	7	58	8.3	38	0										
2021 Totals	33	140	4.2	38	0	9	76	8.4	33	0	2	11	5.5	6	0

	Cooper Rush				
	No	Yds	Avg	Lg	TD
9/9 @ Tampa Bay	DID NOT PLAY				
9/19 @ LA Chargers	DID NOT PLAY				
9/27 PHILADELPHIA					
10/3 CAROLINA	DID NOT PLAY				
10/10 N.Y. GIANTS	DID NOT PLAY				
10/17 @ New England	DID NOT PLAY				
10/31 @ Minnesota	1	2	2.0	2	0
11/7 DENVER	DID NOT PLAY				
11/14 ATLANTA	3	-6	-2.0	-2	0
11/21 @ Kansas City	DID NOT PLAY				
11/25 LAS VEGAS	DID NOT PLAY				
12/2 @ New Orleans	DID NOT PLAY				
12/12 @ Washington	DID NOT PLAY				
12/19 @ N.Y. Giants	DID NOT PLAY				
12/26 WASHINGTON	2	0	0.0	2	0
1/2/22 ARIZONA	DID NOT PLAY				
1/8/22 @ Philadelphia	3	-4	-1.3	-1	0
2021 Totals	9	-8	-0.9	2	0



Individual Game-by-Game Receiving

	CeeDee Lamb					Amari Cooper					Dalton Schultz				
	No	Yds	Avg	Lg	TD	No	Yds	Avg	Lg	TD	No	Yds	Avg	Lg	TD
9/9 @ Tampa Bay	7	104	14.9	31	1	13	139	10.7	28	2	6	45	7.5	16	0
9/19 @ LA Chargers	8	81	10.1	34	0	3	24	8.0	12	0	2	18	9.0	11	0
9/27 PHILADELPHIA	3	66	22.0	44	0	3	26	8.7	13	0	6	80	13.3	22	2
10/3 CAROLINA	2	13	6.5	7	0	3	69	23.0	35t	1	6	58	9.7	18	1
10/10 N.Y. GIANTS	4	84	21.0	49t	1	3	60	20.0	24t	1	6	79	13.2	30	0
10/17 @ New England	9	149	16.6	35t	2	5	55	11.0	17	0	5	79	15.8	23	0
10/31 @ Minnesota	6	112	18.7	35	0	8	122	15.3	33	1	2	11	5.5	7	0
11/7 DENVER	2	23	11.5	18	0	2	37	18.5	32	0	4	54	13.5	20	0
11/14 ATLANTA	6	94	15.7	37	2	4	51	12.8	22	0	1	14	14.0	14	0
11/21 @ Kansas City	3	14	4.7	8	0	RESERVE/COVID-19					6	53	8.8	19	0
11/25 LAS VEGAS	INACTIVE/INJURED					RESERVE/COVID-19					3	46	15.3	32t	1
12/2 @ New Orleans	7	89	12.7	25	0	2	41	20.5	41	0	5	43	8.6	12	0
12/12 @ Washington	7	61	8.7	18	0	5	51	10.2	20	1	1	4	4.0	4	0
12/19 @ N.Y. Giants	6	50	8.3	16	0	2	8	4.0	5	0	8	67	8.4	15	1
12/26 WASHINGTON	4	66	16.5	25	0	7	85	12.1	24	1	8	82	10.3	16	1
1/2/22 ARIZONA	3	51	17.0	26	0	3	18	6.0	9	1	6	54	9.0	14	0
1/8/22 @ Philadelphia	2	45	22.5	31	0	5	79	15.8	27	0	3	21	7.0	10	2
2021 Totals	79	1,102	13.9	49t	6	68	865	12.7	41	8	78	808	10.4	32t	8

	Cedrick Wilson					Michael Gallup					Tony Pollard				
	No	Yds	Avg	Lg	TD	No	Yds	Avg	Lg	TD	No	Yds	Avg	Lg	TD
9/9 @ Tampa Bay	3	24	8.0	13	0	4	36	9.0	12	0	4	29	7.3	11	0
9/19 @ LA Chargers	2	20	10.0	16	0	RESERVE/INJURED					3	31	10.3	13	0
9/27 PHILADELPHIA	2	17	8.5	15	1	RESERVE/INJURED					1	5	5.0	5	0
10/3 CAROLINA	2	30	15.0	23t	1	RESERVE/INJURED									
10/10 N.Y. GIANTS	1	35	35.0	35	0	RESERVE/INJURED					4	28	7.0	13	0
10/17 @ New England	4	42	10.5	13	0	RESERVE/INJURED					3	22	7.3	13	0
10/31 @ Minnesota	3	84	28.0	73t	1	RESERVE/DFR					1	1	1.0	1	0
11/7 DENVER	2	28	14.0	24	0	RESERVE/DFR					1	32	32.0	32	0
11/14 ATLANTA						3	42	14.0	23	0	6	56	9.3	19	0
11/21 @ Kansas City	4	36	9.0	18	0	5	44	8.8	16	0	2	20	10.0	14	0
11/25 LAS VEGAS	7	104	14.9	51	0	5	106	21.2	41	0	4	32	8.0	13	0
12/2 @ New Orleans	INACTIVE/INJURED					5	36	7.2	17	1	2	3	1.5	2	0
12/12 @ Washington	RESERVE/COVID-19					5	60	12.0	24	0	INACTIVE/INJURED				
12/19 @ N.Y. Giants						3	32	10.7	19	0	3	13	4.3	7	0
12/26 WASHINGTON	2	10	5.0	6	0	2	53	26.5	40	0	2	16	8.0	9	0
1/2/22 ARIZONA	6	35	5.8	11	1	3	36	12.0	21t	1	3	49	16.3	31	0
1/8/22 @ Philadelphia	5	119	23.8	37	2	RESERVE/INJURED					INACTIVE/INJURED				
2021 Totals	45	604	13.4	73t	6	35	445	12.7	41	2	39	337	8.6	32	0

	Ezekiel Elliott					Noah Brown					Malik Turner				
	No	Yds	Avg	Lg	TD	No	Yds	Avg	Lg	TD	No	Yds	Avg	Lg	TD
9/9 @ Tampa Bay	2	6	3.0	3	0	INACTIVE					RESERVE/INJURED				
9/19 @ LA Chargers	2	26	13.0	14	0						RESERVE/INJURED				
9/27 PHILADELPHIA	3	21	7.0	9	0	1	9	9.0	9	0	RESERVE/INJURED				
10/3 CAROLINA															
10/10 N.Y. GIANTS	2	2	1.0	4t	1	3	36	12.0	22	0					
10/17 @ New England	7	50	7.1	18	0	2	47	23.5	27	0					
10/31 @ Minnesota	4	23	5.8	15	0	1	7	7.0	7	0					
11/7 DENVER	3	25	8.3	21	0						5	33	6.6	11	2
11/14 ATLANTA	3	15	5.0	6	0	1	18	18.0	18	0	1	7	7.0	7	0
11/21 @ Kansas City	6	36	6.0	19	0						1	11	11.0	11	0
11/25 LAS VEGAS	6	24	4.0	12	0	6	53	8.8	15	0					
12/2 @ New Orleans	2	2	1.0	1	0	2	14	7.0	9	0	1	10	10.0	10	0
12/12 @ Washington	1	15	15.0	15	0	RESERVE/INJURED									
12/19 @ N.Y. Giants	3	20	6.7	11	0	RESERVE/INJURED					1	6	6.0	6	0
12/26 WASHINGTON	1	5	5.0	5t	1	RESERVE/INJURED					3	82	27.3	61	1
1/2/22 ARIZONA	1	14	14.0	14	0										
1/8/22 @ Philadelphia	1	3	3.0	3	0										
2021 Totals	47	287	6.1	21	2	16	184	11.5	27	0	12	149	12.4	61	3

Individual Game-by-Game Receiving, cont.

	Blake Jarwin					Jeremy Sprinkle					Corey Clement				
	No	Yds	Avg	Lg	TD	No	Yds	Avg	Lg	TD	No	Yds	Avg	Lg	TD
9/9 @ Tampa Bay	3	20	6.7	7	0										
9/19 @ LA Chargers	3	37	12.3	20	0										
9/27 PHILADELPHIA	2	14	7.0	8	0										
10/3 CAROLINA	1	18	18.0	18t	1										
10/10 N.Y. GIANTS						PRACTICE SQUAD									
10/17 @ New England	1	1	1.0	1t	1										
10/31 @ Minnesota															
11/7 DENVER	RESERVE/INJURED														
11/14 ATLANTA											1	5	5.0	5	0
11/21 @ Kansas City	RESERVE/INJURED														
11/25 LAS VEGAS	RESERVE/INJURED														
12/2 @ New Orleans	RESERVE/INJURED														
12/12 @ Washington											1	2	2.0	2	0
12/19 @ N.Y. Giants						2	21	10.5	11	0					
12/26 WASHINGTON	RESERVE/INJURED														
1/2/22 ARIZONA	RESERVE/INJURED														
1/8/22 @ Philadelphia	1	6	6.0	6	0	1	10	10.0	10	0	4	22	5.5	8t	1
2021 Totals	11	96	8.7	20	2	3	31	10.3	11	0	6	29	4.8	8t	1

	Sean McKeon					Terence Steele				
	No	Yds	Avg	Lg	TD	No	Yds	Avg	Lg	TD
9/9 @ Tampa Bay	RESERVE/INJURED									
9/19 @ LA Chargers	RESERVE/INJURED									
9/27 PHILADELPHIA	RESERVE/INJURED									
10/3 CAROLINA	RESERVE/INJURED									
10/10 N.Y. GIANTS	RESERVE/INJURED									
10/17 @ New England	RESERVE/INJURED									
10/31 @ Minnesota	RESERVE/DFR									
11/7 DENVER	RESERVE/INJURED									
11/14 ATLANTA	2	15	7.5	12	0					
11/21 @ Kansas City	1	2	2.0	2	0					
11/25 LAS VEGAS	1	10	10.0	10t	1					
12/2 @ New Orleans	RESERVE/COVID-19									
12/12 @ Washington	INACTIVE									
12/19 @ N.Y. Giants										
12/26 WASHINGTON						1	1	1.0	1t	1
1/2/22 ARIZONA	RESERVE/INJURED									
1/8/22 @ Philadelphia										
2021 Totals	4	27	6.8	12	1	1	1	1.0	1t	1



Individual Game-by-Game Passing

Dak Prescott

	Att	Cmp	Yds	Pct.	TD	Int	Long	Sk/Yd	Rating
9/9 @ Tampa Bay	58	42	403	72.4	3	1	31	1/12	101.4
9/19 @ LA Chargers	27	23	237	85.2	0	1	48	2/16	87.8
9/27 PHILADELPHIA	26	21	238	80.8	3	0	44	4/18	143.3
10/3 CAROLINA	22	14	188	63.6	4	0	35t	0/0	130.3
10/10 N.Y. GIANTS	32	22	302	68.8	3	1	49t	2/10	116.9
10/17 @ New England	51	36	445	70.6	3	1	35t	0/0	108.7
10/31 @ Minnesota	INACTIVE/INJURED-Calf								
11/7 DENVER	39	19	232	48.7	2	1	32	2/20	73.9
11/14 ATLANTA	31	24	296	77.4	2	0	37	0/0	127.9
11/21 @ Kansas City	43	28	216	65.1	0	2	19	5/22	57.9
11/25 LAS VEGAS	47	32	375	68.1	2	0	51	1/2	106.3
12/2 @ New Orleans	40	26	238	65.0	1	1	41	1/7	79.0
12/12 @ Washington	39	22	211	56.4	1	2	24	4/10	58.8
12/19 @ N.Y. Giants	37	28	217	75.7	1	0	19	3/14	98.6
12/26 WASHINGTON	39	28	330	71.8	4	0	40	3/11	131.4
1/2/22 ARIZONA	38	24	226	63.2	3	0	26	1/1	105.8
1/8/22 @ Philadelphia	27	21	295	77.8	5	0	37	1/1	151.8
2021 Totals	596	410	4,449	68.8	37	10	51	30/144	104.2

Cooper Rush

	Att	Cmp	Yds	Pct.	TD	Int	Long	Sk/Yd	Rating
9/9 @ Tampa Bay	DID NOT PLAY								
9/19 @ LA Chargers	DID NOT PLAY								
9/27 PHILADELPHIA	DID NOT PLAY								
10/3 CAROLINA	DID NOT PLAY								
10/10 N.Y. GIANTS	DID NOT PLAY								
10/17 @ New England	DID NOT PLAY								
10/31 @ Minnesota	40	24	325	60.0	2	1	73t	3/19	92.2
11/7 DENVER	DID NOT PLAY								
11/14 ATLANTA	3	3	17	100.0	0	0	9	0/0	90.3
11/21 @ Kansas City	DID NOT PLAY								
11/25 LAS VEGAS	DID NOT PLAY								
12/2 @ New Orleans	DID NOT PLAY								
12/12 @ Washington	DID NOT PLAY								
12/19 @ N.Y. Giants	DID NOT PLAY								
12/26 WASHINGTON	3	2	70	66.7	1	0	61	0/0	149.3
1/2/22 ARIZONA	DID NOT PLAY								
1/8/22 @ Philadelphia	1	1	10	100.0	0	0	10	0/0	108.3
2021 Totals	47	30	422	63.8	3	1	73t	3/19	105.1

Cedrick Wilson

	Att	Cmp	Yds	Pct.	TD	Int	Long	Sk/Yd	Rating
9/9 @ Tampa Bay	DID NOT PLAY								
9/19 @ LA Chargers	DID NOT PLAY								
9/27 PHILADELPHIA	DID NOT PLAY								
10/3 CAROLINA	DID NOT PLAY								
10/10 N.Y. GIANTS	1	1	22	100.0	0	0	22	0/0	118.8
10/17 @ New England	DID NOT PLAY								
10/31 @ Minnesota	1	1	35	100.0	0	0	35	0/0	118.8
11/7 DENVER	DID NOT PLAY								
11/14 ATLANTA	DID NOT PLAY								
11/21 @ Kansas City	DID NOT PLAY								
11/25 LAS VEGAS	DID NOT PLAY								
12/2 @ New Orleans	INACTIVE/INJURED-Ankle								
12/12 @ Washington	RESERVE/COVID-19								
12/19 @ N.Y. Giants	DID NOT PLAY								
12/26 WASHINGTON	DID NOT PLAY								
1/2/22 ARIZONA	1	1	31	100.0	0	0	31	0/0	118.8
1/8/22 @ Philadelphia	DID NOT PLAY								
2021 Totals	3	3	88	100.0	0	0	35	0/0	118.8

Individual Game-by-Game Passing, cont.

Ezekiel Elliott

	Att	Cmp	Yds	Pct.	TD	Int	Long	Sk/Yd	Rating
9/9 @ Tampa Bay									
9/19 @ LA Chargers									
9/27 PHILADELPHIA									
10/3 CAROLINA									
10/10 N.Y. GIANTS									
10/17 @ New England									
10/31 @ Minnesota									
11/7 DENVER									
11/14 ATLANTA	1	1	4	100.0	0	0	4	0/0	83.3
11/21 @ Kansas City									
11/25 LAS VEGAS									
12/2 @ New Orleans									
12/12 @ Washington									
12/19 @ N.Y. Giants									
12/26 WASHINGTON									
1/2/22 ARIZONA									
1/8/22 @ Philadelphia									
2021 Totals	1	1	4	100.0	0	0	4	0/0	83.3


Individual Game-by-Game Punt Returns

	CeeDee Lamb						Cedrick Wilson						Trevon Diggs						
	No	Yds	Avg	FC	Lg	TD	No	Yds	Avg	FC	Lg	TD	No	Yds	Avg	FC	Lg	TD	
9/9 @ Tampa Bay	1	12	12.0	1	12	0	1	2	2.0	0	2	0							
9/19 @ LA Chargers																			
9/27 PHILADELPHIA	1	8	8.0	2	8	0	1	5	5.0	0	5	0							
10/3 CAROLINA	0	0	0.0	2	0	0	0	0	0.0	1	0	0							
10/10 N.Y. GIANTS	1	17	17.0	0	17	0													
10/17 @ New England	0	0	0.0	1	0	0	2	-1	-0.5	1	0	0							
10/31 @ Minnesota	1	-3	-3.0	1	-3	0	1	7	7.0	0	7	0							
11/7 DENVER							1	0	0.0	1	0	0							
11/14 ATLANTA	2	19	9.5	0	16	0													
11/21 @ Kansas City							2	7	3.5	0	7	0							
11/25 LAS VEGAS	INACTIVE/INJURED						2	16	8.0	2	14	0							
12/2 @ New Orleans	3	35	11.7	0	16	0	INACTIVE/INJURED						1	9	9.0	0	9	0	
12/12 @ Washington	1	4	4.0	0	4	0	RESERVE/COVID-19						1	1	1.0	0	1	0	
12/19 @ N.Y. Giants	0	0	0.0	1	0	0													
12/26 WASHINGTON	1	21	21.0	1	21	0													
1/2/22 ARIZONA	2	15	7.5	0	17	0													
1/8/22 @ Philadelphia	1	11	11.0	0	11	0													
2021 Totals	14	139	9.9	9	21	0	10	36	3.6	5	14	0	2	10	5.0	0	9	0	

Nahshon Wright

No Yds Avg FC Lg TD

9/9 @ Tampa Bay						
9/19 @ LA Chargers						
9/27 PHILADELPHIA						
10/3 CAROLINA						
10/10 N.Y. GIANTS						
10/17 @ New England						
10/31 @ Minnesota						
11/7 DENVER	1	0	0.0	0	0	0
11/14 ATLANTA						
11/21 @ Kansas City	INACTIVE/INJURED					
11/25 LAS VEGAS						
12/2 @ New Orleans	RESERVE/COVID-19					
12/12 @ Washington	RESERVE/COVID-19					
12/19 @ N.Y. Giants	INACTIVE					
12/26 WASHINGTON						
1/2/22 ARIZONA						
1/8/22 @ Philadelphia						
2021 Totals	1	0	0.0	0	0	0



Individual Game-by-Game Kickoff Returns

	Tony Pollard					Corey Clement				
	No	Yds	Avg	Lg	TD	No	Yds	Avg	Lg	TD
9/9 @ Tampa Bay										
9/19 @ LA Chargers	3	71	23.7	24	0					
9/27 PHILADELPHIA										
10/3 CAROLINA	1	14	14.0	14	0					
10/10 N.Y. GIANTS										
10/17 @ New England	3	74	24.7	27	0					
10/31 @ Minnesota	1	22	22.0	22	0					
11/7 DENVER	2	89	44.5	54	0					
11/14 ATLANTA	1	29	29.0	29	0					
11/21 @ Kansas City	2	39	19.5	21	0					
11/25 LAS VEGAS	3	129	43.0	100t	1					
12/2 @ New Orleans	1	22	22.0	22	0					
12/12 @ Washington	INACTIVE/INJURED									
12/19 @ N.Y. Giants						2	24	12.0	21	0
12/26 WASHINGTON						2	50	25.0	29	0
1/2/22 ARIZONA						1	20	20.0	20	0
1/8/22 @ Philadelphia						3	58	19.3	20	0
1/8/22 @ Philadelphia	INACTIVE/INJURED									
1/8/22 @ Philadelphia						3	63	21.0	26	0
2021 Totals	17	489	28.8	100t	1	11	215	19.5	29	0

Individual Game-by-Game Punting and Field Goals

	No	Yds	Bryan Anger					Greg Zuerlein							
			Avg	TB	20	Lg	Blk	Net	FGM	FGA	1-19	20-29	30-39	40-49	50+
9/9 @ Tampa Bay	3	147	49.0	0	1	62	0	42.0	3	5	0-0	1-1	1-2	1-1	0-1
9/19 @ LA Chargers	1	44	44.0	0	1	44	0	38.0	2	2	0-0	0-0	1-1	0-0	1-1
9/27 PHILADELPHIA	4	202	50.5	0	2	57	0	51.0							
10/3 CAROLINA	4	190	47.5	1	2	63	0	42.5	1	1	0-0	0-0	1-1	0-0	0-0
10/10 N.Y. GIANTS	1	61	61.0	0	1	61	0	54.0	3	3	0-0	0-0	3-3	0-0	0-0
10/17 @ New England	1	51	51.0	0	0	51	0	28.0	3	4	0-0	0-0	1-1	2-2	0-1
10/31 @ Minnesota	4	181	45.3	0	1	54	0	43.5	2	3	0-0	0-0	2-2	0-1	0-0
11/7 DENVER	4	194	48.5	2	1	55	0	38.3							
11/14 ATLANTA	4	190	47.5	0	0	60	0	44.8			RESERVE/COVID-19				
11/21 @ Kansas City	6	280	46.7	0	3	53	0	45.2	3	3	0-0	0-0	2-2	1-1	0-0
11/25 LAS VEGAS	7	385	55.0	0	2	60	0	50.1	2	3	0-0	1-1	0-0	1-1	0-1
12/2 @ New Orleans	7	337	48.1	0	2	60	0	42.9	2	2	0-0	0-0	1-1	0-0	1-1
12/12 @ Washington	6	268	44.7	1	1	59	0	41.3	4	4	0-0	1-1	3-3	0-0	0-0
12/19 @ N.Y. Giants	4	160	40.0	0	4	50	0	40.0	3	3	0-0	2-2	0-0	1-1	0-0
12/26 WASHINGTON	4	214	53.5	0	1	62	0	50.0							
1/2/22 ARIZONA	4	195	48.8	0	2	57	0	50.0	0	1	0-0	0-0	0-0	0-1	0-0
1/8/22 @ Philadelphia	1	44	44.0	0	0	44	0	44.0	1	1	0-0	0-0	0-0	1-1	0-0
2021 Totals	65	3,143	48.4	4	24	63	0	44.6	29	35	0-0	5-5	15-16	7-9	2-5



Individual Game-by-Game Tackles

	Bradlee Anae				Dorance Armstrong				Tarell Basham								
	Solo	Asst.	Total	Sacks	Solo	Asst.	Total	Sacks	Solo	Asst.	Total	Sacks					
9/9 @ Tampa Bay					1	-	1	-	2	2	-	0	-	2			
9/19 @ LA Chargers	1	-	0	-	1	-	0	-	1	1	-	2	-	3			
9/27 PHILADELPHIA	RESERVE/COVID-19				INACTIVE/INJURED												
10/3 CAROLINA	RESERVE/COVID-19				INACTIVE/INJURED				1	-	0	-	1	1.0			
10/10 N.Y. GIANTS	1	-	0	-	INACTIVE/INJURED				1	-	1	-	2				
10/17 @ New England	INACTIVE				INACTIVE/INJURED				1	-	3	-	4				
10/31 @ Minnesota					2	-	1	-	3	1	-	0	-	1			
11/7 DENVER	PRACTICE SQUAD				1	-	2	-	3	1	-	2	-	3			
11/14 ATLANTA	PRACTICE SQUAD				2	-	1	-	3	1.0	2	-	1	-	3		
11/21 @ Kansas City	PRACTICE SQUAD				0	-	3	-	3	1.0	3	-	0	-	3		
11/25 LAS VEGAS	PRACTICE SQUAD				2	-	1	-	3					1.0			
12/2 @ New Orleans	PRACTICE SQUAD				4	-	0	-	4	2	-	1	-	3			
12/12 @ Washington	PRACTICE SQUAD				6	-	0	-	6	2	-	0	-	2			
12/19 @ N.Y. Giants	PRACTICE SQUAD				1	-	1	-	2	0.5	1	-	2	-	3		
12/26 WASHINGTON	PRACTICE SQUAD				1	-	0	-	1	1.0	2	-	1	-	3		
1/2/22 ARIZONA	PRACTICE SQUAD				2	-	2	-	4	1.0	2	-	1	-	3		
1/8/22 @ Philadelphia	PRACTICE SQUAD				0	-	2	-	2	0.5	2	-	0	-	2		
2021 Totals	2	-	0	-	2	23	-	14	-	37	5.0	24	-	14	-	38	3.5

	Francis Bernard				Quinton Bohanna				Anthony Brown						
	Solo	Asst.	Total	Sacks	Solo	Asst.	Total	Sacks	Solo	Asst.	Total	Sacks			
9/9 @ Tampa Bay	RESERVE/INJURED								9	-	3	-	12		
9/19 @ LA Chargers	RESERVE/INJURED				RESERVE/INJURED				5	-	0	-	5		
9/27 PHILADELPHIA	RESERVE/INJURED				2	-	0	-	2	4	-	0	-	4	
10/3 CAROLINA	RESERVE/INJURED								6	-	2	-	8		
10/10 N.Y. GIANTS	RESERVE/INJURED				0	-	1	-	1	2	-	0	-	2	
10/17 @ New England	RESERVE/INJURED				1	-	0	-	1	2	-	3	-	5	
10/31 @ Minnesota	RESERVE/DFR								4	-	1	-	5		
11/7 DENVER					0	-	2	-	2	2	-	3	-	5	
11/14 ATLANTA	1	-	0	-	INACTIVE				3	-	0	-	3		
11/21 @ Kansas City					0	-	2	-	2	4	-	0	-	4	
11/25 LAS VEGAS									3	-	0	-	3		
12/2 @ New Orleans					0	-	1	-	1	9	-	1	-	10	
12/12 @ Washington									2	-	1	-	3		
12/19 @ N.Y. Giants					0	-	1	-	1	5	-	0	-	5	
12/26 WASHINGTON					0	-	2	-	2	1	-	2	-	3	
1/2/22 ARIZONA	RESERVE/COVID-19				RESERVE/COVID-19				2	-	0	-	2		
1/8/22 @ Philadelphia	RESERVE/COVID-19				INACTIVE				RESERVE/COVID-19						
2021 Totals	1	-	0	-	1	3	-	9	-	12	63	-	16	-	79

	Maurice Canady				Jabril Cox				Trevon Diggs						
	Solo	Asst.	Total	Sacks	Solo	Asst.	Total	Sacks	Solo	Asst.	Total	Sacks			
9/9 @ Tampa Bay									1	-	0	-	1		
9/19 @ LA Chargers									6	-	0	-	6		
9/27 PHILADELPHIA	2	-	0	-					2	-	0	-	2		
10/3 CAROLINA	1	-	0	-					4	-	0	-	4		
10/10 N.Y. GIANTS					1	-	0	-	1	4	-	2	-	6	
10/17 @ New England									5	-	1	-	6		
10/31 @ Minnesota	RESERVE/INJURED								1	-	0	-	1		
11/7 DENVER	RESERVE/INJURED				RESERVE/INJURED				1	-	2	-	3		
11/14 ATLANTA	RESERVE/INJURED				RESERVE/INJURED				2	-	0	-	2		
11/21 @ Kansas City	RESERVE/INJURED				RESERVE/INJURED				4	-	0	-	4		
11/25 LAS VEGAS	RESERVE/INJURED				RESERVE/INJURED				4	-	1	-	5		
12/2 @ New Orleans	RESERVE/INJURED				RESERVE/INJURED				4	-	1	-	5		
12/12 @ Washington	RESERVE/INJURED				RESERVE/INJURED				1	-	1	-	2		
12/19 @ N.Y. Giants	RESERVE/INJURED				RESERVE/INJURED				3	-	1	-	4		
12/26 WASHINGTON	1	-	1	-	RESERVE/INJURED				2	-	0	-	2		
1/2/22 ARIZONA					RESERVE/INJURED				3	-	0	-	3		
1/8/22 @ Philadelphia	INACTIVE				RESERVE/INJURED				INACTIVE/ILLNESS						
2021 Totals	4	-	1	-	5	1	-	0	-	1	47	-	9	-	56

Individual Game-by-Game Tackles, cont.

	Austin Faoliu				Neville Gallimore				Luke Gifford			
	Solo	Asst.	Total	Sacks	Solo	Asst.	Total	Sacks	Solo	Asst.	Total	Sacks
9/9 @ Tampa Bay	PRACTICE SQUAD				RESERVE/INJURED				INACTIVE			
9/19 @ LA Chargers	PRACTICE SQUAD				RESERVE/INJURED							
9/27 PHILADELPHIA	PRACTICE SQUAD				RESERVE/INJURED				1 - 0 - 1			
10/3 CAROLINA	2 - 0 - 2				RESERVE/INJURED							
10/10 N.Y. GIANTS	PRACTICE SQUAD				RESERVE/INJURED							
10/17 @ New England	PRACTICE SQUAD				RESERVE/INJURED							
10/31 @ Minnesota	PRACTICE SQUAD				RESERVE/INJURED							
11/7 DENVER	PRACTICE SQUAD				RESERVE/INJURED				0 - 1 - 1			
11/14 ATLANTA	PRACTICE SQUAD				RESERVE/INJURED							
11/21 @ Kansas City	PRACTICE SQUAD				RESERVE/INJURED							
11/25 LAS VEGAS	PRACTICE SQUAD				RESERVE/INJURED							
12/2 @ New Orleans	PRACTICE SQUAD				RESERVE/DFR							
12/12 @ Washington	PRACTICE SQUAD				0 - 1 - 1 1.0							
12/19 @ N.Y. Giants	PRACTICE SQUAD				3 - 0 - 3 0.5							
12/26 WASHINGTON	PRACTICE SQUAD											
1/2/22 ARIZONA	PRACTICE SQUAD				1 - 2 - 3							
1/8/22 @ Philadelphia	PRACTICE SQUAD				2 - 1 - 3				3 - 0 - 3			
2021 Totals	2 - 0 - 2				6 - 4 - 10 1.5				4 - 1 - 5			

	Chauncey Golston				Randy Gregory				Justin Hamilton			
	Solo	Asst.	Total	Sacks	Solo	Asst.	Total	Sacks	Solo	Asst.	Total	Sacks
9/9 @ Tampa Bay	INACTIVE				0 - 1 - 1				PRACTICE SQUAD			
9/19 @ LA Chargers	INACTIVE				RESERVE/COVID-19				PRACTICE SQUAD			
9/27 PHILADELPHIA	3 - 0 - 3				0 - 1 - 1							
10/3 CAROLINA	3 - 2 - 5 0.5				0 - 1 - 1 2.0				1 - 0 - 1			
10/10 N.Y. GIANTS	0 - 3 - 3								PRACTICE SQUAD			
10/17 @ New England	2 - 1 - 3				1 - 1 - 2 2.0				PRACTICE SQUAD			
10/31 @ Minnesota	2 - 0 - 2								1.0			
11/7 DENVER	1 - 0 - 1				2 - 1 - 3				1 - 2 - 3			
11/14 ATLANTA	2 - 1 - 3				RESERVE/INJURED				0 - 2 - 2			
11/21 @ Kansas City	0 - 1 - 1				RESERVE/INJURED							
11/25 LAS VEGAS	3 - 1 - 4				RESERVE/INJURED				2 - 0 - 2			
12/2 @ New Orleans					RESERVE/INJURED							
12/12 @ Washington	2 - 0 - 2								1.0			
12/19 @ N.Y. Giants	1 - 0 - 1								WAIVED 12/11			
12/26 WASHINGTON	0 - 2 - 2 0.5				1 - 0 - 1				PRACTICE SQUAD			
1/2/22 ARIZONA	1 - 0 - 1				3 - 1 - 4				PRACTICE SQUAD			
1/8/22 @ Philadelphia	1 - 1 - 2				2 - 1 - 3				SIGNED WITH DENVER			
2021 Totals	21 - 12 - 33 1.0				9 - 7 - 16 6.0				6 - 5 - 11			

	Trysten Hill				Malik Hooker				Kelvin Joseph			
	Solo	Asst.	Total	Sacks	Solo	Asst.	Total	Sacks	Solo	Asst.	Total	Sacks
9/9 @ Tampa Bay	RESERVE/PUP				INACTIVE				RESERVE/INJURED			
9/19 @ LA Chargers	RESERVE/PUP				3 - 0 - 3				RESERVE/INJURED			
9/27 PHILADELPHIA	RESERVE/PUP								RESERVE/INJURED			
10/3 CAROLINA	RESERVE/PUP				3 - 0 - 3				RESERVE/INJURED			
10/10 N.Y. GIANTS	RESERVE/PUP				5 - 1 - 6				RESERVE/INJURED			
10/17 @ New England	RESERVE/PUP				2 - 0 - 2				RESERVE/INJURED			
10/31 @ Minnesota	RESERVE/PUP				1 - 1 - 2							
11/7 DENVER	RESERVE/PUP				1 - 0 - 1							
11/14 ATLANTA	2 - 0 - 2				1 - 1 - 2							
11/21 @ Kansas City	0 - 1 - 1				5 - 0 - 5				INACTIVE			
11/25 LAS VEGAS	4 - 1 - 5				4 - 1 - 5							
12/2 @ New Orleans	RESERVE/SUSPENDED				0 - 1 - 1							
12/12 @ Washington	1 - 0 - 1				2 - 0 - 2							
12/19 @ N.Y. Giants	RESERVE/COVID-19				5 - 1 - 6							
12/26 WASHINGTON	RESERVE/COVID-19				RESERVE/COVID-19				2 - 0 - 2			
1/2/22 ARIZONA					2 - 1 - 3				2 - 0 - 2			
1/8/22 @ Philadelphia	1 - 0 - 1 0.5				2 - 1 - 3				7 - 2 - 9			
2021 Totals	8 - 2 - 10 0.5				36 - 8 - 44				11 - 2 - 13			

Individual Game-by-Game Tackles, cont.

	Azur Kamara				Damontae Kazez				Jayron Kearsse			
	Solo	Asst.	Total	Sacks	Solo	Asst.	Total	Sacks	Solo	Asst.	Total	Sacks
9/9 @ Tampa Bay	INACTIVE				2	0	0	2	6	3	9	
9/19 @ LA Chargers	1	0	1		1	1	2		5	1	6	
9/27 PHILADELPHIA					3	0	3		3	2	5	
10/3 CAROLINA	1	0	1		3	1	4		3	1	4	
10/10 N.Y. GIANTS					3	0	3		4	2	6	
10/17 @ New England					3	0	3		3	2	5	
10/31 @ Minnesota	INACTIVE				2	0	2		4	1	5	
11/7 DENVER					0	1	1		6	3	9	
11/14 ATLANTA					2	0	2		2	4	6	
11/21 @ Kansas City					1	0	1		4	1	5	
11/25 LAS VEGAS					3	1	4		5	4	9	
12/2 @ New Orleans	INACTIVE				1	2	3		6	1	7	
12/12 @ Washington					2	1	3		2	2	4	
12/19 @ N.Y. Giants					4	3	7		4	2	6	
12/26 WASHINGTON	SIGNED WITH CAROLINA				3	4	7					1.0
1/2/22 ARIZONA					1	0	1		5	1	6	
1/8/22 @ Philadelphia					5	1	6		RESERVE/COVID-19			
2021 Totals	2	0	2		39	15	54		62	30	92	1.0

	DeMarcus Lawrence				Jourdan Lewis				Keanu Neal			
	Solo	Asst.	Total	Sacks	Solo	Asst.	Total	Sacks	Solo	Asst.	Total	Sacks
9/9 @ Tampa Bay	5	1	6		0	2	2		3	2	5	
9/19 @ LA Chargers	RESERVE/INJURED				2	0	2		3	0	3	
9/27 PHILADELPHIA	RESERVE/INJURED				2	1	3		RESERVE/COVID-19			
10/3 CAROLINA	RESERVE/INJURED				4	0	4		RESERVE/COVID-19			
10/10 N.Y. GIANTS	RESERVE/INJURED				3	0	3		4	1	5	
10/17 @ New England	RESERVE/INJURED				2	0	2		2	1	3	
10/31 @ Minnesota	RESERVE/INJURED				5	0	5		1	1	2	
11/7 DENVER	RESERVE/INJURED				5	1	6	0.5	5	1	6	
11/14 ATLANTA	RESERVE/INJURED				2	1	3		2	4	6	
11/21 @ Kansas City	RESERVE/INJURED				4	0	4		4	5	9	
11/25 LAS VEGAS	RESERVE/DFR				6	0	6	1.0	6	7	13	
12/2 @ New Orleans	1	2	3		3	1	4		3	2	5	1.0
12/12 @ Washington				1.0	6	0	6		2	0	2	
12/19 @ N.Y. Giants	3	1	4		1	0	1		5	2	7	
12/26 WASHINGTON	1	0	1	1.0	RESERVE/COVID-19				5	1	6	
1/2/22 ARIZONA	1	0	1		5	0	5		RESERVE/COVID-19			
1/8/22 @ Philadelphia	3	0	3	1.0	2	1	3		4	3	7	
2021 Totals	14	4	18	3.0	52	7	59	1.5	49	30	79	1.0

	Osa Odighizuwa				Micah Parsons				Jaylon Smith			
	Solo	Asst.	Total	Sacks	Solo	Asst.	Total	Sacks	Solo	Asst.	Total	Sacks
9/9 @ Tampa Bay	1	0	1		5	2	7		3	1	4	
9/19 @ LA Chargers	1	1	2		2	0	2	1.0	6	3	9	
9/27 PHILADELPHIA	1	1	2	1.5	2	0	2	0.5	4	0	4	
10/3 CAROLINA	1	0	1	0.5	3	0	3	1.0	1	1	2	
10/10 N.Y. GIANTS	0	1	1		7	2	9		RELEASED 10/6			
10/17 @ New England	2	0	2		4	2	6					
10/31 @ Minnesota	0	3	3		7	1	8					
11/7 DENVER	1	2	3		6	1	7	2.5				
11/14 ATLANTA	1	2	3		4	0	4	1.0				
11/21 @ Kansas City	3	0	3		1	0	1	2.0				
11/25 LAS VEGAS	2	0	2		3	2	5	1.0				
12/2 @ New Orleans	2	1	3		2	1	3	1.0				
12/12 @ Washington	1	1	2		1	0	1	2.0				
12/19 @ N.Y. Giants	RESERVE/COVID-19				0	1	1					
12/26 WASHINGTON	1	0	1		2	0	2	1.0				
1/2/22 ARIZONA	2	0	2		3	0	3					
1/8/22 @ Philadelphia	1	2	3		RESERVE/COVID-19							
2021 Totals	20	14	34	2.0	52	12	64	13.0	17	6	23	

Individual Game-by-Game Tackles, cont.

	Brent Urban				Leighton Vander Esch				Carlos Watkins										
	Solo	Asst.	Total	Sacks	Solo	Asst.	Total	Sacks	Solo	Asst.	Total	Sacks							
9/9 @ Tampa Bay	0	-	2	-	2	-	2	-	4	1	-	0	-	1					
9/19 @ LA Chargers					4	-	3	-	7	1.0				2	-	1	-	3	
9/27 PHILADELPHIA					4	-	0	-	4					INACTIVE/INJURED					
10/3 CAROLINA					4	-	1	-	5					INACTIVE/INJURED					
10/10 N.Y. GIANTS					3	-	2	-	5					1	-	2	-	3	
10/17 @ New England	0	-	1	-	2	-	2	-	4					2	-	0	-	2	
10/31 @ Minnesota					3	-	1	-	4					1	-	0	-	1	
11/7 DENVER					9	-	2	-	11					0	-	1	-	1	1.0
11/14 ATLANTA					2	-	1	-	3					1	-	0	-	1	
11/21 @ Kansas City					2	-	1	-	3					3	-	0	-	3	
11/25 LAS VEGAS					3	-	1	-	4					1	-	1	-	2	
12/2 @ New Orleans					1	-	1	-	2					1	-	1	-	2	
12/12 @ Washington					3	-	2	-	5					1	-	1	-	2	
12/19 @ N.Y. Giants					3	-	1	-	4					2	-	2	-	4	
12/26 WASHINGTON					3	-	2	-	5					0	-	2	-	2	
1/2/22 ARIZONA					9	-	1	-	10					2	-	1	-	3	
1/8/22 @ Philadelphia					5	-	1	-	6					0	-	2	-	2	
2021 Totals	0	-	3	-	62	-	24	-	86	1.0				18	-	14	-	32	1.0

	Donovan Wilson				Nahshon Wright					
	Solo	Asst.	Total	Sacks	Solo	Asst.	Total	Sacks		
9/9 @ Tampa Bay										
9/19 @ LA Chargers					INACTIVE/INJURED					
9/27 PHILADELPHIA					INACTIVE/INJURED					
10/3 CAROLINA					INACTIVE/INJURED					
10/10 N.Y. GIANTS					INACTIVE/INJURED					
10/17 @ New England	1	-	0	-	1					
10/31 @ Minnesota	2	-	2	-	4					
11/7 DENVER	5	-	1	-	6					
11/14 ATLANTA	1	-	2	-	3					
11/21 @ Kansas City	3	-	1	-	4			INACTIVE/INJURED		
11/25 LAS VEGAS					RESERVE/INJURED					
12/2 @ New Orleans					RESERVE/INJURED					
12/12 @ Washington					RESERVE/INJURED					
12/19 @ N.Y. Giants					RESERVE/DFR					
12/26 WASHINGTON	3	-	0	-	3	2	-	0	-	2
1/2/22 ARIZONA	3	-	3	-	6	1	-	0	-	1
1/8/22 @ Philadelphia	3	-	0	-	3	2	-	2	-	4
2021 Totals	21	-	9	-	30	5	-	2	-	7



STAFF

PLAYERS



2021 SEASON

RECORDS

PLAYOFF RECORDS

HISTORY

SIDELINES





RECORDS

AT&T STADIUM

Cowboys All-Time Leaders

RUSHING (yards)

PLAYER	ATT.	YARDS	AVG.	LONG	TD
1. Smith, Emmitt (1990-2002).....	4,052	17,162	4.2	75t	153
2. Dorsett, Tony (1977-87).....	2,755	12,036	4.4	99t	72
3. Elliott, Ezekiel (2016-21).....	1,650	7,386	4.5	60t	56
4. Perkins, Don (1961-68).....	1,500	6,217	4.2	59	42
5. Hill, Calvin (1969-74).....	1,166	5,009	4.3	55	39
6. Newhouse, Robert (1972-83).....	1,160	4,784	4.1	54	31
7. Murray, DeMarco (2011-14).....	934	4,526	4.9	91t	28
8. Barber, Marion (2005-10).....	1,042	4,358	4.2	54	47
9. Garrison, Walt (1966-74).....	899	3,886	4.3	41	30
10. Walker, Herschel (1986-89, 1996-97).....	818	3,491	4.3	84t	27
11. Jones, Julius (2004-07).....	885	3,484	3.9	77t	18
12. Jones, Felix (2008-12).....	569	2,728	4.8	60t	11
13. Staubach, Roger (1969-79).....	410	2,264	5.5	33t	20
14. Springs, Ron (1979-84).....	604	2,180	3.6	46t	28
15. Marsh, Amos (1961-64).....	427	2,065	4.8	71	14

RECEIVING (yards)

PLAYER	REC.	YARDS	AVG.	LONG	TD
1. Witten, Jason (2003-17, 2019).....	1,215	12,977	10.7	69	72
2. Irvin, Michael (1988-99).....	750	11,904	15.9	87t	65
3. Hill, Tony (1977-86).....	479	7,988	16.7	75t	51
4. Pearson, Drew (1979-83).....	489	7,822	16.0	67	48
5. Bryant, Dez (2010-17).....	531	7,459	14.0	85t	73
6. Hayes, Bob (1965-74).....	365	7,295	20.0	95t	71
7. Clarke, Frank (1960-67).....	281	5,214	18.6	80t	50
8. Austin, Miles (2006-13).....	301	4,481	14.9	69t	34
9. Cooper, Amari (2018-21).....	292	3,893	13.3	90t	27
10. Cosbie, Doug (1979-88).....	300	3,728	12.4	61t	30
11. Owens, Terrell (2006-08).....	235	3,587	15.3	75t	38
12. Novacek, Jay (1990-96).....	339	3,576	10.5	49	22
13. DuPree, Billy Joe (1973-83).....	267	3,565	13.4	42t	41
14. Rentzel, Lance (1967-70).....	183	3,521	19.2	86t	31
15. Dorsett, Tony (1977-87).....	382	3,432	9.0	91t	13

PASSING (rating - min. 1,500 att.)

PLAYER	ATT.	COMP.	PCT.	YARDS	TD	INT	LONG	RATING
1. Prescott, Dak (2016-21).....	2,889	1,924	66.6	22,083	143	50	90t	98.7
2. Romo, Tony (2003-16).....	4,335	2,829	65.3	34,183	248	117	85t	97.1
3. Staubach, Roger (1969-79).....	2,958	1,685	57.0	22,700	153	109	91t	83.4
4. White, Danny (1976-88).....	2,950	1,761	59.7	21,959	155	132	80t	81.7
5. Aikman, Troy (1989-2000).....	4,715	2,898	61.5	32,942	165	141	90t	81.6
6. Meredith, Don (1960-68).....	2,308	1,170	50.7	17,199	135	111	95t	74.8

SCORING

PLAYER	TD	2PT	PAT	FG	TP
1. Smith, Emmitt (1990-2002).....	164	1	-	-	986
2. Septien, Rafael (1978-86).....	-	-	388	162	874
3. Bailey, Dan (2011-17).....	-	-	276	186	834
4. Dorsett, Tony (1977-87).....	86	-	-	-	516
5. Hayes, Bob (1965-74).....	76	-	-	-	456
6. Bryant, Dez (2010-17).....	75	1	-	-	452
7. Witten, Jason (2003-17, 2019).....	72	3	-	-	438
8. Elliott, Ezekiel (2016-21).....	68	4	-	-	416
9. Irvin, Michael (1988-99).....	65	1	-	-	392
10. Clark, Mike (1968-71, 73).....	-	-	180	69	387

FIELD GOAL PCT. (min. 75 made)

PLAYER	ATT.	MADE	PCT.	LONG
1. Bailey, Dan (2011-17).....	211	186	.882	56
2. Boniol, Chris (1994-96).....	93	81	.871	52
3. Cunningham, Richie (1997-99).....	94	75	.798	54
4. Septien, Rafael (1978-86).....	226	162	.717	53

STAFF

PLAYERS

2021 SEASON

ALL-TIME LEADERS

PLAYOFF RECORDS

HISTORY

SIDELINES

PUNTING (net, min. 300 punts)

PLAYER	NO.	YDS.	AVG.	TB	IN20	LONG	BLK	NET
1. Jones, Chris (2011-20)	483	21,478	44.5	24	187	66	4	40.1
2. McBriar, Mat (2004-11)	494	22,369	45.3	54	175	75	3	38.1
3. Gowin, Toby (1997-99, 2003)	338	14,099	41.7	41	106	72	1	35.5
4. Saxon, Mike (1985-92)	591	24,542	41.5	68	166	64	4	34.8
5. White, Danny (1976-88)	612	24,571	40.1	74	144	73	5	34.1

INTERCEPTIONS

PLAYER	NO.	YARDS	AVG.	LONG	TD
1. Renfro, Mel (1964-77)	52	626	12.0	90t	3
2. Walls, Everson (1981-89)	44	391	8.9	37	0
3. Waters, Charlie (1970-78, 80-81)	41	584	14.2	56	2
4. Thurman, Dennis (1978-85)	36	562	15.6	96t	4
5. Downs, Michael (1981-88)	34	433	12.7	31	1
Green, Cornell (1962-74)	34	552	16.2	59	2
7. Jordan, Lee Roy (1963-76)	32	472	14.8	49t	3
Newman, Terence (2003-11)	32	345	10.8	70	3
9. Harris, Cliff (1970-79)	29	281	9.7	60	1
10. Howley, Chuck (1961-73)	24	395	16.5	58	2
11. Woodson, Darren (1992-2003)	23	271	11.8	94t	2
12. Bishop, Don (1960-65)	22	364	16.5	57	0
13. Gaechter, Mike (1962-69)	21	420	20.0	100t	1
14. Williams, Roy (2002-08)	19	307	16.2	86t	3
Smith, Kevin (1992-99)	19	190	10.0	32t	1

TACKLES

PLAYER	NO.	PLAYER	NO.
1. Woodson, Darren (1992-03)	1,350	10. Downs, Michael (1981-88)	820
2. Jordan, Lee Roy (1963-76)	1,236	11. Ware, DeMarcus (2005-13)	710
3. White, Randy (1975-88)	1,104	12. Bates, Bill (1983-97)	701
4. Coakley, Dexter (1997-04)	1,046	13. Jeffcoat, Jim (1983-94)	698
5. Jones, Ed (1974-78, 1980-89)	1,032	14. Tolbert, Tony (1989-97)	684
6. Breunig, Bob (1975-84)	1,016	15. Nguyen, Dat (1999-05)	665
7. James, Bradie (2003-11)	1,009	16. Hegman, Mike (1976-88)	649
8. Lee, Sean (2010-20)	995	Walls, Everson (1981-89)	649
9. Lockhart, Eugene (1984-90)	897	<i>* Tackles are based off of coaching firm</i>	

SACKS

PLAYER	NO.	PLAYER	NO.
1. Ware, DeMarcus (2005-13)	117.0	9. Ellis, Greg (1998-08)	77.0
2. Martin, Harvey (1973-83)	114.0	10. Cole, Larry (1968-80)	60.0
3. White, Randy (1975-88)	111.0	11. Tolbert, Tony (1989-97)	59.0
4. Jones, Ed (1974-78, 1980-89)	106.0	12. Lawrence, DeMarcus (2014-21)..... 48.5	
5. Andrie, George (1962-72)	97.0	13. Haley, Charles (1992-96)	34.0
6. Pugh, Jethro (1965-78)	95.5	14. Spencer, Anthony (2007-14)	33.0
7. Jeffcoat, Jim (1983-94)	94.5	15. Toomay, Pat (1970-74)	31.5
8. Lilly, Bob (1961-74)	94.0	<i>*Sacks did not become an official stat until 1982</i>	

SPECIAL TEAMS TACKLES

PLAYER	NO.	PLAYER	NO.
1. Bates, Bill (1983-97)	216	9. Burnett, Kevin (2005-08)	64
2. Woodson, Darren (1992-2003)	134	Davis, Billy (1995-98)	64
3. Davis, Keith (2002, 2004-08)	97	11. Coakley, Dexter (1997-2004)	62
4. Williams, Charlie (1995-2000)	81	12. Hellestrae, Dale (1990-2000)	61
5. Gant, Kenneth (1990-94)	77	13. Schwantz, Jim (1994-96)	60
6. McCray, Danny (2010-13, 15)	78	14. Reese, Izell (1998-2001)	57
7. Hurd, Sam (2006-10)	72	15. Watkins, Patrick (2006-09)	56
8. Marion, Brock (1993-97)	70	<i>* Special teams tackles since 1988</i>	

*Current Players in **Bold**

PUNT RETURNS (avg. - min. 75 returns)

	PLAYER	NO.	YARDS	AVG.	LONG	TD
1.	Sanders, Deion (1995-99).....	89	1,184	13.3	83t	4
2.	Hayes, Bob (1965-74).....	104	1,158	11.1	90	3
3.	Harris, Dwayne (2011-14).....	87	965	11.1	86t	2
4.	Martin, Kelvin (1987-92, 1996).....	179	1,803	10.1	85t	3
5.	Williams, Kevin (1993-96).....	95	913	9.6	83t	3
6.	Crayton, Patrick (2004-09).....	111	1,066	9.6	82t	2
7.	Johnson, Butch (1976-83).....	146	1,313	9.0	55	0
8.	Jones, James (1980-82, 1984-85).....	87	736	8.5	52	0
9.	Renfro, Mel (1964-77).....	109	842	7.7	69t	1

KICKOFF RETURNS (avg. - min. 75 returns)

	PLAYER	NO.	YARDS	AVG.	LONG	TD
1.	Harris, Dwayne (2011-14).....	77	2,040	26.5	90	0
2.	Renfro, Mel (1964-77).....	85	2,246	26.4	100t	2
3.	Walker, Herschel (1986-89, 1996-97)....	77	1,946	25.3	89	0
4.	Thompson, Tyson (2005-07).....	98	2,416	24.7	72	0
5.	Austin, Miles (2006-13).....	89	2,146	24.1	60	0
6.	Swinton, Reggie (2001-03).....	87	2,089	24.0	100t	1
7.	Williams, Kevin (1993-96).....	144	3,416	23.7	87t	1
8.	Johnson, Butch (1976-83).....	79	1,832	23.2	74	0
9.	Dixon, James (1989-91).....	101	2,315	22.9	97t	1
10.	Clack, Darryl (1986-89).....	83	1,802	21.7	51	0

COMBINED YARDAGE

	PLAYER	TOTAL	RUSH	REC.	INT. RET.	PUNT RET.	KICK RET.	FUM. RET.
1.	Smith, Emmitt (1990-2002).....	20,174	17,162	3,012	0	0	0	0
2.	Dorsett, Tony (1977-87).....	15,501	12,036	3,432	0	0	0	33
3.	Witten, Jason (2003-17, 2019) ...	12,977	0	12,977	0	0	0	0
4.	Irvin, Michael (1988-99).....	11,910	6	11,904	0	0	0	0
5.	Elliott, Ezekiel (2016-21).....	9,623	7,386	2,244	0	0	0	-7
6.	Hayes, Bob (1965-74).....	9,104	70	7,295	0	1,158	581	0
7.	Hill, Tony (1977-86).....	8,436	84	7,988	0	268	96	0
8.	Pearson, Drew (1973-83).....	8,208	190	7,822	0	13	155	28
9.	Bryant, Dez (2010-17).....	8,188	-3	7,459	0	384	348	0
10.	Perkins, Don (1961-68).....	7,997	6,217	1,310	0	8	443	19



Emmitt Smith, the NFL's all-time leading rusher (18,355 yards), also holds the Dallas Cowboys all-time combined yardage record (20,174).

COWBOYS OFFENSE YEAR-BY-YEAR

YEAR	1ST DOWNS			NET OFFENSE			RUSHING			PASSING			PENALTIES			FUMBLES			POINTS			NFC RANK		NFL RANK	
	TOTAL	RUSH	PASS	YDS-PLYS	YDS-ATT	YDS-ATT	NET	SACKS	GROSS	ATT	COMP	INT	NO-YDS	NO-LOST	TDS	POINTS	TOT-RU-PA	RANK	TOT-RU-PA	RANK	TOT-RU-PA	RANK	TOT-RU-PA		
1960	180	57	105	18	3,153-698	1,049-311	2,104	33/284	2,388	354	163	33	62-600	21-17	23	177	12-13-5								
1961	239	100	130	9	4,480-863	1,819-414	2,661	27/257	1,819	422	215	27	47-427	46-21	29	236	8-10-6								
1962	246	101	136	9	4,912-843	2,040-434	2,872	29/243	3,115	380	200	17	62-639	32-19	51	398	2-3-7								
1963	248	105	132	11	4,263-839	1,795-420	2,468	44/331	2,799	375	200	21	67-627	29-15	40	305	9-6-9								
1964	230	89	119	22	3,704-893	1,691-421	2,031	68/503	2,516	404	192	24	97-952	39-19	30	250	14-8-13								
1965	211	87	108	16	3,995-833	1,608-416	2,387	55/369	2,756	362	168	18	78-710	31-17	40	325	10-8-9								
1966	287	124	139	24	5,145-926	2,122-471	3,023	42/308	3,331	413	214	14	83-824	23-10	56	445	1-2-1								
1967	261	109	141	11	4,699-936	1,900-477	2,799	42/294	3,093	417	210	28	81-785	25-13	45	342	5-5-6								
1968	297	135	143	19	5,117-913	2,071-480	3,026	34/269	3,295	399	217	18	77-751	21-15	54	431	1-2-1								
1969	275	133	125	17	5,122-931	2,276-532	2,846	44/366	3,212	355	189	18	81-840	28-12	44	369	1-1-4								
1970	229	119	95	15	4,449-858	2,300-522	2,149	39/296	2,445	297	149	16	87-934	29-12	35	299	2-1-9								
1971	288	135	144	9	5,035-905	2,249-512	2,786	32/251	3,037	361	206	14	94-952	30-21	50	406	1-2-1								
1972	256	118	126	12	4,466-897	2,124-499	2,342	31/238	2,580	367	196	23	90-841	27-15	36	319	2-4-5								
1973	281	139	127	15	4,751-906	2,418-542	2,333	43/269	2,602	321	192	16	83-762	25-12	46	382	3-2-6								
1974	295	147	129	19	4,983-974	2,454-542	2,529	47/327	2,856	385	206	15	86-703	31-16	38	297	1-1-3								
1975	288	132	142	14	5,025-986	2,432-571	2,593	39/242	2,835	376	207	17	94-715	25-18	41	350	1-1-3								
1976	269	111	140	18	4,884-958	2,147-538	2,737	30/230	2,967	390	222	13	94-761	26-16	34	296	2-6-2								
1977	272	118	136	18	4,812-969	2,369-564	2,443	33/246	2,689	372	215	10	106-865	26-14	42	345	1-3-2								
1978	342	146	167	29	5,959-1,107	2,783-625	3,176	33/229	3,405	449	251	17	96-816	36-18	48	384	1-1-2								
1979	339	122	195	22	5,968-1,122	2,375-578	3,593	41/290	3,883	503	287	13	100-845	33-21	45	371	1-7-2								
1980	337	143	171	23	5,468-1,075	2,346-594	3,104	31/252	3,356	449	265	25	107-908	27-14	60	454	5-5-9								
1981	321	137	158	26	5,880-1,100	2,711-630	3,169	31/245	3,414	439	241	15	103-839	45-20	40	367	2-2-7								
1982	180	70	99	11	3,199-579	1,313-296	1,886	25/264	2,150	258	160	14	42-304	29-12	28	226	2-1-6								
1983	342	109	205	28	5,959-1,110	2,117-519	3,842	37/314	4,156	554	346	25	99-847	30-14	59	479	4-9-2								
1984	323	93	202	28	5,320-1,121	1,714-469	3,606	48/389	3,995	604	322	26	100-947	35-17	34	308	7-12-4								
1985	336	95	208	33	5,602-1,093	1,741-462	3,861	44/375	4,236	587	344	25	100-759	29-16	43	357	4-9-1								
1986	325	98	199	28	5,474-1,054	1,969-447	3,505	60/498	4,003	547	319	24	111-931	44-17	43	346	4-8-4								
1987	293	93	176	24	5,056-1,017	1,865-465	3,191	52/403	3,594	500	288	20	131-1,091	30-20	38	340	5-9-5								
1988	311	112	175	24	5,483-1,059	1,995-469	3,488	35/239	3,727	555	307	27	141-1,148	22-13	32	265	6-7-5								
1989	246	78	145	23	4,294-896	1,409-355	2,885	30/239	3,124	513	266	27	100-771	29-15	25	204	14-12-13								

COWBOYS DEFENSE YEAR-BY-YEAR

YEAR	1ST DOWNS		NET OFFENSE		RUSHING		PASSING			PENALTIES		FUMBLE		POINTS		NFC RANK		NFL RANK	
	TOTAL	RUSH	YDS-PLYS	YDS-ATT	NET	SACKS	GROSS	ATT	COMP	INT	NO-YDS	NO-LOST	TDS	TOT-RU-PA	TOT-RU-PA	TOT-RU-PA	TOT-RU-PA	TOT-RU-PA	TOT-RU-PA
1960	216	106	97	13	4,372-858	2,242-445	2,130	20/175	2,305	393	146	15	72-671.5	21-11	44	369			13-13-8
1961	254	122	120	12	4,592-767	2,161-439	2,431	22/204	2,635	326	168	25	38-362	30-18	49	380			10-12-7
1962	274	93	166	15	5,184-848	1,510-386	3,674	25/230	3,904	437	233	20	56-569	33-16	52	402			13-4-14
1963	266	114	139	13	5,325-878	2,094-455	3,231	20/161	3,392	403	202	26	52-479	23-11	48	378			13-14-13
1964	211	71	121	19	3,750-860	1,504-438	2,246	45/325	2,571	377	172	18	75-781	26-20	34	289			2-2-4
1965	240	80	138	22	4,192-885	1,444-422	2,748	39/315	3,063	424	205	18	50-483	37-20	33	280			6-2-9
1966	211	64	140	17	3,558-873	1,176-356	2,382	60/420	2,802	457	212	17	63-778	23-14	29	239			2-1-7
1967	236	64	145	27	3,874-866	1,094-339	2,790	45/377	3,167	482	260	29	64-707	28-18	35	268			7-1-11
1968	202	61	123	18	3,633-863	2,071-480	2,438	51/400	2,838	428	220	26	54-657	21-15	23	186			4-1-11
1969	203	52	141	10	3,707-826	1,050-313	2,657	55/452	3,109	458	235	24	58-680	23-11	28	223			3-1-11
1970	205	87	105	13	3,569-855	1,656-415	1,913	41/313	2,226	399	193	24	70-732	25-14	24	221			4-9-3
1971	200	59	125	16	3,468-817	1,144-353	2,324	43/336	2,660	421	209	26	61-647	40-25	25	222			3-2-19
1972	217	81	113	23	3,755-842	1,515-428	2,240	32/268	2,508	382	187	16	59-586	40-17	28	240			7-1-19
1973	208	83	106	19	3,466-827	1,471-435	1,995	40/306	2,301	352	187	18	52-516	44-23	23	203			5-3-16
1974	199	63	110	26	3,463-803	1,344-417	2,529	47/327	2,856	349	178	13	69-657	31-13	28	235			4-2-14
1975	234	100	113	21	3,739-888	1,699-474	2,040	41/288	2,328	373	162	25	63-639	43-19	33	268			5-4-8
1976	246	113	111	22	3,730-919	1,821-484	1,909	44/327	2,236	391	187	16	71-643	32-12	25	194			7-6-7
1977	205	88	94	23	3,213-880	1,651-457	1,582	53/429	1,991	370	154	21	78-731	22-10	26	212			1-3-2
1978	232	83	128	21	4,009-967	1,721-477	2,288	58/444	2,320	432	202	23	95-783	27-13	25	208			2-1-5
1979	259	105	135	19	4,586-978	2,115-500	2,471	43/362	2,883	435	207	13	70-704	20-10	38	313			8-11-3
1980	296	98	160	28	5,279-996	2,069-469	3,205	43/358	3,563	484	231	27	106-989	33-20	38	311			7-7-7
1981	287	107	160	18	5,419-1,021	2,049-468	3,370	42/347	3,717	511	236	37	104-837	43-16	34	277			13-8-13
1982	163	57	95	11	2,753-511	1,011-260	1,742	32/260	2,002	289	152	15	52-431	20-10	17	145			7-7-5
1983	286	82	181	23	5,427-1,025	1,499-410	3,928	57/437	4,365	558	299	27	100-873	31-21	42	360			10-2-13
1984	283	106	155	22	5,036-1,094	2,226-510	2,810	57/390	3,200	527	250	28	93-854	35-16	36	308			3-11-3
1985	312	98	193	21	5,608-1,076	1,853-465	3,755	62/459	4,214	549	279	33	108-990	24-15	40	333			11-6-13
1986	286	118	148	20	4,985-1,017	2,200-500	2,785	53/364	3,149	464	266	17	90-817	29-20	41	337			10-23-3
1987	294	85	175	34	5,061-1,012	1,617-459	3,444	51/337	3,781	502	269	23	100-865	29-20	42	348			20-6-27
1988	297	93	180	24	5,414-1,023	1,856-454	3,556	46/327	3,883	523	264	10	92-772	24-9	44	381			12-10-12
1989	321	116	183	22	5,556-1,060	1,991-543	3,565	29/183	3,748	488	301	7	102-723	22-10	44	393			20-18-20

SIDELINES				HISTORY				PLAYOFF RECORDS				DEFENSE YEAR-BY-YEAR				2021 SEASON				PLAYERS				STAFF								
YEAR	TOTAL		1ST DOWNS		NET OFFENSE		RUSHING		PASSING		ATT		COMP		INT		NO-YDS		FUMBLES		TDs		POINTS		NFC RANK		AFC RANK		NFL RANK			
	RUSH	PASS	YDS	PEN	YDS	PLAYS	YDS	ATT	SACKS	GROSS	ATT	COMP	INT	NO	YDS	NO	LOST	NO	YDS	NO	LOST	NO	YDS	NO	RU-PA	RU-PA	TO	RANK	TO	RANK		
1990	280	109	153	18	4,615	988	1,976	482	2,639	36/292	2,931	470	271	11	104	911	32	19	36	308	308	308	4	9	10	18	2	10	18	2		
1991	299	103	180	16	5,086	963	1,571	400	3,495	23/151	3,646	540	320	12	97	801	23	11	32	310	310	310	12	6	13	7	8	23	17	8	23	
1992	241	68	147	26	3,933	873	1,244	345	2,689	44/347	3,036	484	263	17	94	727	25	14	29	243	243	243	1	1	5	1	1	5	1	1	5	
1993	297	94	176	27	4,767	1,012	1,651	423	3,116	34/231	3,347	553	334	14	87	653	22	14	23	229	229	229	7	5	7	10	11	10	10	11	10	
1994	273	86	157	30	4,313	1,006	1,561	437	2,752	47/299	3,051	522	269	22	102	826	15	9	27	248	248	248	1	5	1	1	10	1	10	1	10	
1995	303	113	165	25	5,044	1,001	1,772	442	3,272	36/219	3,491	523	293	19	112	913	16	6	32	291	291	291	4	9	4	9	16	4	9	16	4	
1996	260	89	144	27	4,382	958	1,576	437	2,806	37/219	3,025	484	271	19	94	717	26	14	24	250	250	250	2	5	2	3	10	2	3	10	2	
1997	281	104	139	38	4,516	1,022	1,994	511	2,522	38/195	2,717	473	253	7	99	757	27	12	36	314	314	314	2	12	1	2	24	1	2	24	1	
1998	276	84	162	30	5,164	988	1,619	401	3,545	34/222	3,767	553	290	14	120	917	23	12	32	275	275	275	9	6	12	18	12	22	18	12	22	
1999	266	81	154	31	4,840	997	1,442	417	3,398	35/217	3,615	545	297	24	107	862	23	9	28	276	276	276	3	3	4	9	6	13	9	6	13	
2000	309	137	145	27	5,329	1,021	2,636	538	2,693	25/189	2,882	458	277	16	108	999	23	9	41	361	361	361	9	15	2	19	31	3	19	31	3	
2001	272	90	160	22	4,599	985	1,710	472	2,889	24/130	3,019	489	287	9	69	634	29	16	37	338	338	338	2	6	2	4	13	3	4	13	3	
2002	291	90	178	23	5,267	1,079	1,818	481	3,449	24/137	3,586	574	334	19	119	919	23	11	35	325	325	325	9	8	10	18	15	19	18	15	19	
2003	228	67	127	33	4,056	937	1,425	413	2,631	32/189	2,820	492	239	13	88	763	24	12	28	260	260	260	1	1	1	1	3	1	1	3	1	
2004	297	88	180	29	5,285	960	1,764	425	3,521	33/197	3,718	502	310	13	104	879	20	9	49	405	405	405	7	3	11	16	10	21	16	10	21	
2005	256	87	150	19	4,814	946	1,731	414	3,083	37/236	3,319	495	271	15	142	1,015	21	11	35	308	308	308	7	8	7	10	15	11	10	15	11	
2006	294	88	179	27	5,165	974	1,659	429	3,506	34/223	3,729	511	301	18	93	895	26	13	40	350	350	350	6	4	10	13	10	24	13	10	24	
2007	304	86	195	23	4,922	1,008	1,513	381	3,409	46/319	3,728	581	342	19	85	785	26	10	36	325	325	325	4	3	4	9	6	13	9	6	13	
2008	276	85	163	28	4,709	969	1,706	402	3,303	59/374	3,377	508	308	8	87	601	28	14	36	365	365	365	5	6	3	8	12	5	8	12	5	
2009	286	74	186	26	5,064	962	1,449	365	3,615	42/259	3,874	572	344	11	92	763	21	9	28	250	250	250	4	3	9	9	4	20	9	4	20	
2010	309	84	200	25	5,626	977	1,734	402	3,892	35/257	4,151	540	348	20	79	641	20	10	51	436	436	436	13	6	14	23	12	26	23	12	26	
2011	305	78	199	28	5,488	972	1,585	385	3,903	42/246	4,149	545	336	15	87	664	20	10	38	347	347	347	6	4	10	14	7	23	14	7	23	
2012	317	92	195	30	5,687	986	2,003	441	3,695	34/211	3,895	496	311	7	91	786	18	9	45	400	400	400	11	12	10	19	22	19	19	22	19	
2013	388	122	231	35	6,645	1,094	2,056	437	4,589	34/246	4,835	623	403	15	112	875	16	13	51	432	432	432	16	14	14	32	27	30	32	27	30	
2014	315	86	195	34	5,681	978	1,650	392	4,031	28/156	4,193	558	371	18	104	861	20	13	43	352	352	352	8	4	11	19	8	26	19	8	26	
2015	317	113	172	32	5,570	998	1,934	461	3,636	31/229	3,890	506	330	8	113	898	11	3	41	374	374	374	9	10	3	17	22	15	17	22	15	
2016	330	79	226	25	5,503	1,009	1,336	340	4,167	36/209	4,376	632	425	9	90	784	28	11	34	306	306	306	7	1	12	14	1	26	14	1	26	
2017	312	96	181	35	5,089	1,000	1,664	403	3,425	38/321	3,746	559	371	10	107	880	26	11	40	332	332	332	5	5	5	8	8	11	8	8	11	
2018	309	89	193	27	5,268	981	1,513	400	3,755	39/229	3,984	542	367	9	89	681	21	11	35	324	324	324	3	3	7	7	5	13	3	7	5	13
2019	327	101	188	38	5,232	1,015	1,656	407	3,576	39/303	3,879	569	370	7	102	855	19	10	35	321	321	321	3	5	3	9	11	10	9	11	10	
2020	359	142	180	37	6,183	1,054	2,541	510	3,642	31/178	3,820	513	328	10	91	733	21	13	57	473	473	473	13	16	7	23	31	11	23	31	11	
2021	327	99	191	37	5,967	1,082	1,918	429	3,752	41/297	4,049	612	364	26	127	1,103	14	8	39	358	358	358	10	8	10	19	16	20	19	16	20	

Cowboys Leaders By Years

RUSHING (yards)

Year	Player	Att.	Yards	Avg.	Long	TD	NFL/NFC Rank
1960	Dupre, L.G.....	104	362	3.5	18	3	20
1961	* Perkins, Don.....	200	815	4.1	47	4	6
1962	Perkins, Don.....	222	945	4.3	35	7	5
1963	Perkins, Don.....	149	614	4.1	19t	7	10
1964	Perkins, Don.....	174	768	4.4	59	6	5
1965	Perkins, Don.....	177	690	3.9	43	0	7
1966	Reeves, Dan.....	175	757	4.3	67t	8	6
1967	Perkins, Don.....	201	823	4.1	30	6	6
1968	Perkins, Don.....	191	836	4.4	28t	4	6
1969	* Hill, Calvin.....	204	942	4.6	55	8	2
1970	* Thomas, Duane.....	151	803	5.3	47t	5	8/5
1971	Thomas, Duane.....	175	793	4.5	56t	11	11/7
1972	Hill, Calvin.....	245	1,036	4.2	26	6	7/3
1973	Hill, Calvin.....	273	1,142	4.2	21	6	3/2
1974	Hill, Calvin.....	185	844	4.6	27	7	8/3
1975	Newhouse, Robert.....	209	930	4.4	29	2	9/4
1976	Dennison, Doug.....	153	542	3.5	14	6	35/18
1977	* Dorsett, Tony.....	208	1,007	4.8	84t	12	9/4
1978	Dorsett, Tony.....	290	1,325	4.6	63t	7	3/2
1979	Dorsett, Tony.....	250	1,107	4.4	41	6	11/8
1980	Dorsett, Tony.....	278	1,185	4.3	56	11	6/6
1981	Dorsett, Tony.....	342	1,646	4.8	75t	4	2/2
1982	Dorsett, Tony.....	177	745	4.2	99t	5	2/1
1983	Dorsett, Tony.....	289	1,321	4.6	77	8	6/5
1984	Dorsett, Tony.....	302	1,189	3.9	31t	8	7/7
1985	Dorsett, Tony.....	305	1,307	4.3	60t	7	6/4
1986	Dorsett, Tony.....	184	748	4.1	33	5	19/11
1987	Walker, Herschel.....	209	891	4.3	60t	7	6/3
1988	Walker, Herschel.....	361	1,514	4.2	38	5	2/1
1989	Palmer, Paul.....	112	446	4.0	63t	2	39/18
1990	* Smith, Emmitt.....	241	937	3.9	48t	11	10/5
1991	Smith, Emmitt.....	365	1,563	4.3	75t	12	1/1
1992	Smith, Emmitt.....	373	1,713	4.6	68t	18	1/1
1993	Smith, Emmitt.....	283	1,486	5.3	62t	9	1/1
1994	Smith, Emmitt.....	368	1,484	4.0	46	21	3/2
1995	Smith, Emmitt.....	377	1,773	4.7	60t	25	1/1
1996	Smith, Emmitt.....	327	1,204	3.7	42	12	8/4
1997	Smith, Emmitt.....	261	1,074	4.1	44	4	12/5
1998	Smith, Emmitt.....	319	1,332	4.2	32	13	5/4
1999	Smith, Emmitt.....	329	1,397	4.2	63t	11	4/2
2000	Smith, Emmitt.....	294	1,203	4.1	52	9	13/4
2001	Smith, Emmitt.....	261	1,021	3.9	44	3	15/7
2002	Smith, Emmitt.....	254	975	3.8	30t	5	20/8
2003	Hambrick, Troy.....	275	972	3.5	42	5	19/8
2004	* Jones, Julius.....	197	819	4.2	53	7	28/14
2005	Jones, Julius.....	257	993	3.9	51	5	17/8
2006	Jones, Julius.....	267	1,084	4.1	77t	4	17/10
2007	Barber, Marion.....	204	975	4.8	54	10	18/8
2008	Barber, Marion.....	238	885	3.7	35	7	21/12
2009	Barber, Marion.....	214	932	4.4	35	7	17/7
2010	Jones, Felix.....	185	800	4.3	34	1	23/9
2011	* Murray, DeMarco.....	164	897	5.5	91t	2	22/9
2012	Murray, DeMarco.....	161	663	4.1	48	4	29/15
2013	Murray, DeMarco.....	217	1,121	5.2	43	9	10/8
2014	Murray, DeMarco.....	392	1,845	4.7	51	13	1/1
2015	McFadden, Darren.....	239	1,089	4.6	50	3	4/4
2016	* Elliott, Ezekiel.....	322	1,631	5.1	60t	15	1/1
2017	Elliott, Ezekiel.....	242	983	4.1	30	7	10/4
2018	Elliott, Ezekiel.....	304	1,434	4.7	41	6	1/1
2019	Elliott, Ezekiel.....	301	1,357	4.5	33t	12	4/2
2020	Elliott, Ezekiel.....	244	979	4.0	31	6	11/4
2021	Elliott, Ezekiel.....	237	1,002	4.2	47	10	7/3

PASSING (rating)

Year	Player	Att.	Comp.	Pct.	Yards	TD	Int.	Rating	NFL/NFC Rank
1960	LeBaron, Eddie.....	225	111	49.3	1,736	12	25	53.4	8
1961	LeBaron, Eddie.....	236	120	50.8	1,741	14	16	66.5	9
1962	LeBaron, Eddie.....	166	95	57.2	1,436	16	9	95.3	3
1963	Meredith, Don.....	310	167	53.9	2,381	17	18	73.2	10
1964	Meredith, Don.....	323	158	48.9	2,143	9	16	67.3	15
1965	Meredith, Don.....	305	141	46.2	2,415	22	13	79.7	8
1966	Meredith, Don.....	344	177	51.5	2,805	24	12	87.7	4
1967	Meredith, Don.....	255	128	50.2	1,834	16	16	68.6	8
1968	Meredith, Don.....	309	171	55.3	2,500	21	12	88.3	2
1969	Morton, Craig.....	302	162	53.6	2,619	21	15	85.4	5

PASSING, CONT.

Year	Player	Att.	Comp.	Pct.	Yards	TD	Int.	Rating	NFL/NFC
									Rank
1970	Morton, Craig	207	102	49.3	1,819	15	7	89.7	5/4
1971	Staubach, Roger	211	126	59.7	1,882	15	4	104.8	1/1
1972	Morton, Craig	339	185	54.6	2,396	15	21	65.9	15/7
1973	Staubach, Roger	286	179	62.6	2,428	23	15	94.6	1/1
1974	Staubach, Roger	360	190	52.8	2,552	11	15	68.5	14/7
1975	Staubach, Roger	348	198	56.9	2,666	17	16	78.6	8/2
1976	Staubach, Roger	369	208	56.4	2,715	14	11	79.9	8/5
1977	Staubach, Roger	361	210	58.2	2,620	18	9	87.1	2/1
1978	Staubach, Roger	413	231	55.9	3,190	25	16	84.9	1/1
1979	Staubach, Roger	461	267	57.9	3,586	27	11	92.4	1/1
1980	White, Danny	436	260	59.6	3,287	28	25	80.8	9/7
1981	White, Danny	391	223	57.0	3,098	22	13	87.5	5/2
1982	White, Danny	247	156	63.2	2,079	16	12	91.1	4/2
1983	White, Danny	533	334	62.7	3,980	29	23	85.6	9/6
1984	White, Danny	233	126	54.1	1,580	11	11	71.5	22/11
1985	White, Danny	450	267	59.3	3,157	21	17	80.6	9/4
1986	Pelluer, Steve	378	215	56.9	2,727	8	17	67.9	20/9
1987	White, Danny	362	215	59.4	2,617	12	17	73.2	19/9
1988	Pelluer, Steve	435	245	56.3	3,139	17	19	73.9	16/9
1989	* Aikman, Troy	293	155	52.9	1,749	9	18	55.7	27/14
1990	Aikman, Troy	399	226	56.6	2,579	11	18	66.6	27/14
1991	Aikman, Troy	363	237	65.3	2,754	11	10	86.7	6/4
1992	Aikman, Troy	473	302	63.8	3,445	23	14	89.5	3/3
1993	Aikman, Troy	392	271	69.1	3,100	15	6	99.0	2/2
1994	Aikman, Troy	361	233	64.5	2,676	13	12	84.9	6/4
1995	Aikman, Troy	432	280	64.8	3,304	16	7	93.6	3/2
1996	Aikman, Troy	465	296	63.7	3,126	12	13	80.1	12/5
1997	Aikman, Troy	518	292	56.4	3,283	19	12	78.0	17/8
1998	Aikman, Troy	315	187	59.4	2,330	12	5	88.5	8/4
1999	Aikman, Troy	442	263	59.5	2,964	17	12	81.1	14/8
2000	Aikman, Troy	262	156	59.5	1,632	7	14	64.3	32/16
2001	* Carter, Quincy	176	90	51.1	1,072	5	7	63.0	DNQ
2002	* Hutchinson, Chad	250	127	50.8	1,555	7	8	66.3	29/14
2003	Carter, Quincy	505	292	57.8	3,302	17	21	71.4	24/11
2004	Testaverde, Vinny	495	297	60.0	3,532	17	20	76.4	26/13
2005	Bledsoe, Drew	499	300	60.1	3,639	23	17	83.7	17/8
2006	Romo, Tony	337	220	65.3	2,903	19	13	95.1	5/3
2007	Romo, Tony	520	335	64.4	4,211	36	19	97.4	5/1
2008	Romo, Tony	450	276	61.3	3,448	26	14	91.4	8/4
2009	Romo, Tony	550	347	63.1	4,483	26	9	97.6	8/4
2010	Kittna, Jon	318	209	65.7	2,365	16	12	88.9	14/6
2011	Romo, Tony	522	346	66.3	4,184	31	10	102.5	4/2
2012	Romo, Tony	648	425	65.6	4,903	28	19	90.5	10/6
2013	Romo, Tony	535	342	63.9	3,828	31	10	96.7	8/6
2014	Romo, Tony	435	304	69.9	3,705	34	9	113.2	1/1
2015	Weeden, Brandon	98	71	72.4	738	2	2	92.1	DNQ
2016	* Prescott, Dak	459	311	67.8	3,667	23	4	104.9	3/2
2017	Prescott, Dak	490	308	62.9	3,324	22	13	86.6	17/11
2018	Prescott, Dak	526	356	67.7	3,885	22	8	96.9	14/9
2019	Prescott, Dak	596	388	65.1	4,902	30	11	99.7	10/6
2020	Dalton, Andy	333	216	64.9	2,170	14	8	87.3	25/12
2021	Prescott, Dak	596	410	68.8	4,449	37	10	104.2	3/2

RECEIVING (receptions)

Year	Player	No.	Yards	Avg.	Long	TD	NFL/NFC
							Rank
1960	Doran, Jim	31	554	17.9	75t	3	21
1961	Howton, Billy	56	785	14.0	53	4	6
1962	Howton, Billy	49	706	14.4	69t	6	15
1963	Clarke, Frank	43	833	19.4	75t	10	3
1964	Clarke, Frank	65	973	15.0	49	5	3
1965	* Hayes, Bob	46	1,003	21.8	82t	12	13
1966	Hayes, Bob	64	1,232	19.3	95t	13	4
1967	Rentzel, Lance	58	996	17.2	74t	8	6
1968	Rentzel, Lance	54	1,009	18.7	65t	6	3
1969	Rentzel, Lance	43	960	22.3	75t	12	20
1970	Hayes, Bob	34	889	26.1	89t	10	45/26
1971	Garrison, Walt	40	396	9.9	36	1	23/10
1972	Hill, Calvin	43	364	8.5	33t	3	18/9
1973	Hill, Calvin	32	290	9.1	29	0	36/21
1974	Pearson, Drew	62	1,087	17.9	50t	2	3/2
1975	Pearson, Drew	46	822	17.9	46t	8	16/9
1976	Pearson, Drew	58	806	13.9	54	6	4/1
1977	Pearson, Drew	48	870	18.1	67	2	9/3
1978	Pearson, Preston	47	526	11.2	34	0	26/15
1979	Hill, Tony	60	1,062	17.7	75t	10	12/6
1980	Hill, Tony	60	1,055	17.6	58t	8	16/9
1981	Hill, Tony	46	953	20.7	63t	4	47/26
	Springs, Ron	46	359	7.8	32t	2	

1982	Hill, Tony	35	526	15.0	47	1	22/8
1983	Springs, Ron	73	589	8.1	80t	1	9/4
1984	Cosbie, Doug	60	789	13.2	36	4	28/12
1985	Hill, Tony	74	1,113	15.0	53t	7	9/3
1986	Walker, Herschel	76	837	11.0	84t	2	9/4
1987	Walker, Herschel	60	715	11.9	44	1	5/4
1988	Alexander, Ray	54	788	14.6	50t	6	34/21
1989	Martin, Kelvin	46	644	14.0	46	2	53/26
1990	Martin, Kelvin	64	732	11.4	45	0	17/9
1991	Irvin, Michael	93	1,523	16.4	66t	8	2/1
1992	Irvin, Michael	78	1,396	17.9	87t	7	7/4
1993	Irvin, Michael	88	1,330	15.1	61t	7	3/3
1994	Irvin, Michael	79	1,241	15.7	65t	6	13/8
1995	Irvin, Michael	111	1,603	14.4	50	10	5/5
1996	Irvin, Michael	64	962	15.0	61	2	27/15
1997	Irvin, Michael	75	1,180	15.7	55	9	12/7
1998	Irvin, Michael	74	1,057	14.3	51	1	14/6
1999	Ismail, Raghib	80	1,097	13.7	76t	6	12/8
2000	McKnight, James	52	926	17.8	48	2	61/31
2001	Ismail, Raghib	53	834	15.7	80t	2	54/24
2002	Galloway, Joey	61	908	14.9	80t	6	39/18
2003	Anderson, Richie	69	493	7.1	37	4	21/10
2004	Witten, Jason	87	980	11.3	42t	6	11/7
2005	Johnson, Keyshawn	71	839	11.8	34	6	23/9
2006	Owens, Terrell	85	1,180	13.9	56t	13	13/6
2007	Witten, Jason	96	1,145	11.9	53	7	10/3
2008	Witten, Jason	81	952	11.8	42	4	14/6
2009	Witten, Jason	94	1,030	11.0	69	2	9/3
2010	Witten, Jason	94	1,002	10.7	33	9	3/2
2011	Witten, Jason	79	942	11.9	64	5	15t/11t
2012	Witten, Jason	110	1,039	9.4	36	3	5/3
2013	Bryant, Dez	93	1,233	13.3	79	13	7/3
2014	Bryant, Dez	88	1,320	15.0	68	16	12/8
2015	Witten, Jason	77	713	9.3	35	3	25t/12t
2016	Beasley, Cole	75	833	11.1	47	5	28t/16t
2017	Bryant, Dez	69	838	12.1	50t	6	24t/12
2018	Elliott, Ezekiel	77	567	7.4	38t	3	22t/14t
2019	Cooper, Amari	79	1,189	15.1	53t	8	8/5
2020	Cooper, Amari	92	1,114	12.1	69	5	14/9
2021	Lamb, CeeDee	79	1,102	13.9	49t	6	22/8

STAFF
PLAYERS
2021 SEASON
LEADERS BY YEARS
PLAYOFF RECORDS
HISTORY
SIDELINES

PUNTING (net)

Year	Player	No.	Yards	Avg.	TB	IN20	Long	Had Blk	NET	NFL/NFC Rank
1960	Sherer, Dave	57	2,420	42.5	4	15	67	0	39.5	7
1961	* Green, Allen	60	2,236	37.3	3	6	53	1	32.5	14
1962	Baker, Sam	57	2,589	45.4	4	13	72	0	40.7	3
1963	Baker, Sam	71	3,138	44.2	4	13	64	0	40.6	7
1964	* Lothridge, Billy	62	2,501	40.3	5	17	75	0	38.1	15
1965	Villanueva, Danny	60	2,505	41.8	8	11	58	0	37.9	10
1966	Villanueva, Danny	64	2,551	39.9	3	14	58	1	36.7	13
1967	Villanueva, Danny	67	2,707	40.4	4	9	57	0	35.2	9
1968	Widby, Ron	59	2,415	40.9	7	17	84	0	36.4	5
1969	Widby, Ron	63	2,729	43.3	4	9	62	0	37.2	2
1970	Widby, Ron	68	2,847	41.9	6	10	59	1	35.4	10/2
1971	Widby, Ron	55	2,329	42.3	6	8	59	1	35.3	8/3
1972	* Bateman, Marv	51	1,949	38.2	3	4	61	0	36.2	24/13
1973	Bateman, Marv	53	2,290	43.2	5	14	62	2	37.1	11/7
1974	* Carrell, Duane	40	1,591	39.8	5	15	59	0	31.4	11/5
1975	* Hoopes, Mitch	67	2,676	39.9	8	15	55	1	33.2	16/9
1976	White, Danny	70	2,690	38.4	12	13	54	2	30.5	20/9
1977	White, Danny	80	3,171	39.6	10	25	57	1	33.2	12/8
1978	White, Danny	76	3,076	40.5	11	16	56	1	33.1	8/5
1979	White, Danny	76	3,168	41.7	9	21	73	0	36.0	4/2
1980	White, Danny	71	2,903	40.9	11	17	58	0	34.9	10/5
1981	White, Danny	81	3,284	40.8	7	19	60	0	36.0	14/8
1982	White, Danny	37	1,542	41.7	2	6	56	0	37.4	8/5
1983	White, Danny	38	1,543	40.6	3	6	50	1	32.9	DNQ
1984	White, Danny	82	3,151	38.4	8	21	54	0	34.6	28/14
1985	Saxon, Mike	81	3,396	41.9	10	20	57	1	35.5	13/8
1986	Saxon, Mike	86	3,498	40.7	10	28	58	1	34.5	15/9
1987	Saxon, Mike	68	2,685	39.5	5	20	63	0	34.2	20/10
1988	Saxon, Mike	80	3,271	40.9	15	24	55	0	34.2	10/4
1989	Saxon, Mike	79	3,233	40.9	6	19	56	2	34.3	10/6
1990	Saxon, Mike	79	3,413	43.2	8	20	62	0	35.6	4/2
1991	Saxon, Mike	57	2,426	42.6	5	16	64	0	36.8	11/6
1992	Saxon, Mike	61	2,620	43.0	9	19	58	0	33.5	9/5
1993	* Jett, John	56	2,342	41.8	3	22	59	0	37.7	21/10
1994	Jett, John	70	2,935	41.9	4	26	58	0	35.4	14/6
1995	Jett, John	53	2,166	40.9	6	17	58	0	34.5	24/12
1996	Jett, John	74	3,150	42.6	9	22	60	0	36.8	18/8
1997	* Gowin, Toby	86	3,592	41.8	9	26	72	0	35.4	27/13

STAFF

PLAYERS

2021 SEASON

LEADERS
BY YEARSPLAYOFF
RECORDS

HISTORY

SIDELINES

PUNTING, CONT.

Year	Player	No.	Yards	Avg.	TB	IN20	Long	Had Blk	NET	NFL/NFC Rank
1998	Gowin, Toby	77	3,342	43.4	14	31	65	1	36.6	17/7
1999	Gowin, Toby	81	3,500	43.2	10	24	64	0	35.1	7/2
2000	* Knorr, Micah	58	2,485	42.8	8	12	60	0	35.8	11/4
2001	Knorr, Micah	78	3,135	40.2	6	25	57	3	31.1	27/15
2002	Knorr, Micah	47	1,928	41.0	4	11	56	0	35.1	21/12
2003	Gowin, Toby	94	3,665	39.0	8	25	59	0	34.9	28/15
2004	McBriar, Mat	75	3,182	42.4	7	22	68	0	35.1	14/7
2005	McBriar, Mat	81	3,439	42.5	9	28	63	0	37.1	20/8
2006	McBriar, Mat	56	2,697	48.2	10	22	75	0	38.6	4/1
2007	McBriar, Mat	63	2,970	47.1	7	17	74	0	38.5	4/3
2008	Paulescu, Sam	53	2,213	41.8	5	14	60	0	35.2	26/11
2009	McBriar, Mat	72	3,249	45.1	3	38	63	0	39.9	10/5
2010	McBriar, Mat	65	3,115	47.9	8	22	65	1	41.7	1/1
2011	McBriar, Mat	58	2,542	43.8	7	21	68	1	36.1	29/14
2012	Moorman, Brian	56	2,497	44.6	3	22	64	0	38.9	21t/10t
2013	Jones, Chris	77	3,467	45.0	6	30	62	0	39.1	20/11
2014	Jones, Chris	57	2,586	45.4	2	21	64	1	39.8	14/6
2015	Jones, Chris	69	3,117	45.2	1	27	61	0	42.5	3/2
2016	Jones, Chris	58	2,661	45.9	4	25	66	1	40.5	13/8
2017	Jones, Chris	66	2,908	44.1	5	34	62	0	41.4	8/5
2018	Jones, Chris	60	3,670	44.5	2	17	63	0	39.6	18/12
2019	Jones, Chris	50	2,079	41.6	2	18	58	1	37.0	31/15
2020	* Niswander, Hunter	26	1,228	47.2	2	10	58	0	42.0	DNQ
2021	Anger, Bryan	65	3,143	48.4	4	24	63	0	44.6	1/1

SCORING

Year	Player	TD	PAT	TWO PT.	FG	Tot.	NFL/NFC Rank
1960	Cone, Fred	0	21	-	6	39	27
1961	Clarke, Frank	9	0	-	0	54	22
1962	Baker, Sam	0	50	-	14	92	6
1963	Baker, Sam	0	38	-	9	65	14
1964	* Van Raaphorst, Dick	0	28	-	14	70	13
1965	Villaneuva, Danny	0	37	-	16	85	10
1966	Villaneuva, Danny	0	56	-	17	107	2
1967	Hayes, Bob	11	0	-	0	66	16
	Reeves, Dan	11	0	-	0	66	
1968	Clark, Mike	0	54	-	17	105	2
1969	Clark, Mike	0	43	-	20	103	2
1970	Clark, Mike	0	35	-	18	89	12/8
1971	Clark, Mike	0	47	-	13	86	13/7
1972	Fritsch, Toni	0	36	-	21	99	7/3
1973	Fritsch, Toni	0	43	-	18	97	11/7
1974	* Herrera, Efren	0	33	-	8	57	26/9
1975	Fritsch, Toni	0	38	-	22	104	3/2
1976	Herrera, Efren	0	34	-	18	88	6/4
1977	Herrera, Efren	0	39	-	18	93	3/2
1978	Septien, Rafael	0	46	-	16	94	5/2
1979	Septien, Rafael	0	40	-	19	97	8/3
1980	Septien, Rafael	0	59	-	11	92	13/6
1981	Septien, Rafael	0	40	-	27	121	1/1
1982	Septien, Rafael	0	28	-	10	58	11/5
1983	Septien, Rafael	0	57	-	22	123	5/5
1984	Septien, Rafael	0	33	-	23	102	13/6
1985	Septien, Rafael	0	42	-	19	99	17/8
1986	Septien, Rafael	0	43	-	15	88	20/9
1987	Ruzek, Roger	0	26	-	22	92	5/3
1988	Ruzek, Roger	0	27	-	12	63	36/17
1989	Ruzek, Roger	0	14	-	5	29	DNQ
1990	* Willis, Ken	0	26	-	18	80	25/13
1991	Willis, Ken	0	37	-	27	118	3/2
1992	* Elliott, Lin	0	47	-	24	119	4/3
1993	Murray, Eddie	0	38	-	28	122	6/3
1994	Smith, Emmitt	22	0	-	0	132	2/1
1995	Smith, Emmitt	25	0	0	0	150	1/1
1996	Boniol, Chris	0	24	0	32	120	6/4
1997	Cunningham, Richie	0	24	0	34	126	2/1
1998	Cunningham, Richie	0	40	0	29	127	5/3
1999	Smith, Emmitt	13	0	0	0	78	31/15
2000	* Seder, Tim	1	27	0	25	108	14/7
2001	Seder, Tim	1	12	0	11	51	53/23
2002	* Cundiff, Billy	0	25	0	12	61	43/20
2003	Cundiff, Billy	0	30	0	23	99	23/12
2004	Cundiff, Billy	0	31	0	20	91	26/12
2005	Cortez, Jose	0	13	0	12	49	58/28
2006	Barber, Marion	16	0	0	0	96	31/1t
2007	* Folk, Nick	0	53	0	26	131	4/2
2008	Folk, Nick	0	42	0	20	102	4/2
2009	Folk, Nick	0	36	0	18	90	23/9

2010	Buehler, David.....	0	42	0	24	114	10/4
2011	* Bailey, Dan.....	0	39	0	32	135	5t/4
2012	Bailey, Dan.....	0	37	0	29	124	10/6
2013	Bailey, Dan.....	0	47	0	28	131	9t/4
2014	Bailey, Dan.....	0	56	0	25	131	8/4
2015	Bailey, Dan.....	0	25	0	30	115	12/7
2016	Bailey, Dan.....	0	46	0	27	127	8t/6
2017	Bailey, Dan.....	0	26	0	15	71	33/17
2018	Maher, Brett.....	0	32	0	29	119	11/6
2019	Maher, Brett.....	0	36	0	20	96	24t/14t
2020	Zuerlein, Greg.....	0	33	0	34	135	7/3
2021	Zuerlein, Greg.....	0	42	0	29	129	13/6

FIELD GOALS (made)

Year	Player	Att.	Made	Pct.	Long	NFL/NFC Rank
1960	Cone, Fred.....	13	6	.462	45	12
1961	Bielski, Dick.....	9	6	.667	42	13
1962	Baker, Sam.....	27	14	.519	53	3
1963	Baker, Sam.....	20	9	.450	53	12
1964	* Van Raaphorst, Dick.....	29	14	.483	43	8
1965	Villaneuva, Danny.....	27	16	.593	41	7
1966	Villaneuva, Danny.....	31	17	.548	37	8
1967	Villaneuva, Danny.....	23	9	.391	34	14
1968	Clark, Mike.....	29	17	.586	50	7
1969	Clark, Mike.....	36	20	.555	47	5
1970	Clark, Mike.....	27	18	.667	43	7/4
1971	Clark, Mike.....	25	13	.520	48	19/9
1972	Fritsch, Toni.....	36	21	.583	54	18/8
1973	Fritsch, Toni.....	28	18	.643	37	12/4
1974	* Herrera, Efen.....	13	6	.615	39	11/5
1975	Fritsch, Toni.....	35	22	.629	43	14/8
1976	Herrera, Efen.....	23	18	.783	46	1/1
1977	Herrera, Efen.....	29	18	.621	52	12/1
1978	Septien, Rafael.....	26	16	.615	48	17/9
1979	Septien, Rafael.....	29	19	.655	51	9/4
1980	Septien, Rafael.....	17	11	.647	52	13/7
1981	Septien, Rafael.....	35	27	.771	47	4/3
1982	Septien, Rafael.....	14	10	.714	53	13/6
1983	Septien, Rafael.....	27	22	.815	47	7/3
1984	Septien, Rafael.....	29	23	.793	52	4/3
1985	Septien, Rafael.....	28	19	.679	53	18/9
1986	Septien, Rafael.....	21	15	.714	50	11/5
1987	Ruzek, Roger.....	25	22	.880	49	2/1
1988	Ruzek, Roger.....	22	12	.546	50	25/14
1989	Zendejas, Luis.....	9	5	.556	47	DNQ
1990	* Willis, Ken.....	25	18	.720	49	17/8
1991	Willis, Ken.....	39	27	.692	54	21/11
1992	* Elliott, Lin.....	35	24	.686	53	18/10
1993	Murray, Eddie.....	33	28	.848	52	5/3
1994	* Boniol, Chris.....	29	22	.759	47	18/6
1995	Boniol, Chris.....	28	27	.964	45	1/1
1996	Boniol, Chris.....	36	32	.889	52	1/2
1997	Cunningham, Richie.....	37	34	.919	53	2/1
1998	Cunningham, Richie.....	35	29	.829	54	11/5
1999	Cunningham, Richie.....	22	12	.545	47	30/15
2000	* Seder, Tim.....	33	25	.758	48	20/11
2001	Hilbert, Jon.....	15	11	.733	43	31/15
	Seder, Tim.....	17	11	.647	46	
2002	* Cundiff, Billy.....	19	12	.632	48	30/15
2003	Cundiff, Billy.....	29	23	.793	52	16/6
2004	Cundiff, Billy.....	26	20	.769	49	25/12
2005	Cortez, Jose.....	16	12	.750	45	31/15
2006	Vanderjagt, Mike.....	18	13	.722	50	
2007	* Folk, Nick.....	31	26	.839	53	20/9
2008	Folk, Nick.....	22	20	.909	52	26t/14t
2009	Folk, Nick.....	18	18	.643	51	23t/11
2010	Buehler, David.....	32	24	.750	53	13t/7t
2011	* Bailey, Dan.....	37	32	.865	51	3t/2
2012	Bailey, Dan.....	31	29	.935	51	8t/5t
2013	Bailey, Dan.....	30	28	.933	53	12/5
2014	Bailey, Dan.....	29	25	.862	56	17t/8t
2015	Bailey, Dan.....	32	30	.938	54	5t/3t
2016	Bailey, Dan.....	32	27	.844	56	13t/8
2017	Bailey, Dan.....	20	15	.750	56	27t/13t
2018	Maher, Brett.....	36	29	.806	62	7/4
2019	Maher, Brett.....	30	20	.667	63	24t/15
2020	Zuerlein, Greg.....	41	34	.829	59	3/2
2021	Zuerlein, Greg.....	29	35	.829	56	11t/6t

KICKOFF RETURNS (avg.)

Year	Player	No.	Yards	Avg.	Long	TD	NFL/NFC Rank
1960	Franckhauser, Tom	25	509	19.8	46	0	19
1961	* Marsh, Amos	26	667	25.7	79	0	13
1962	Marsh, Amos	29	725	25.0	101t	1	10
1963	* Stiger, Jim	18	432	24.0	66	0	12
1964	* Renfro, Mel	40	1,017	25.4	65	0	7
1965	Renfro, Mel	21	630	30.0	100t	1	4
1966	Renfro, Mel	19	487	25.6	87t	1	9
1967	Garrison, Walt	20	366	18.3	36	0	23
1968	Baynham, Craig	23	590	25.7	40	0	7
1969	* Flowers, Richmond	11	283	25.7	30	0	29
1970	* Thomas, Duane	19	416	21.9	33	0	23/10
1971	Harris, Cliff	29	823	28.4	77	0	4/4
1972	Harris, Cliff	26	615	23.7	44	0	23/11
1973	Montgomery, Mike	6	175	29.2	63	0	DNQ
1974	* Morgan, Dennis	35	823	23.5	43	0	21/11
1975	Pearson, Preston	16	391	24.4	42	0	13/7
1976	* Johnson, Butch	28	693	24.8	74	0	11/5
1977	Johnson, Butch	22	536	24.4	64	0	9/5
1978	Johnson, Butch	29	603	20.8	56	0	27/12
1979	* Springs, Ron	38	780	20.5	70	0	25/12
1980	* Jones, James	32	720	22.5	41	0	11/6
1981	Jones, James	27	517	19.1	33	0	36/17
1982	Fellows, Ron	16	359	22.4	35	0	16/9
1983	Fellows, Ron	43	855	19.9	53	0	26/12
1984	Allen, Gary	33	666	20.2	34	0	24/11
1985	* Lavette, Robert	34	682	20.1	34	0	27/13
1986	Lavette, Robert	36	699	19.4	37	0	27/12
1987	Clack, Darryl	29	635	21.9	48	0	9/7
1988	Burbage, Cornell	20	448	22.4	53	0	9/2
1989	* Dixon, James	47	1,181	25.1	97t	1	5/2
1990	Dixon, James	36	736	20.4	47	0	13/7
1991	Wright, Alexander	21	514	24.5	102t	1	3/2
1992	Martin, Kelvin	24	503	21.0	59	0	13/10
1993	* Williams, Kevin	31	689	22.2	49	0	8/6
1994	Williams, Kevin	43	1,148	26.7	87t	1	4/3
1995	Williams, Kevin	49	1,108	22.6	43	0	16/6
1996	Walker, Herschel	27	779	28.9	89	0	2/2
1997	Walker, Herschel	50	1,167	23.3	49	0	16/10
1998	Mathis, Kevin	25	621	24.8	42	0	13/6
1999	Tucker, Jason	22	613	27.9	79	0	2/2
2000	Tucker, Jason	51	1,099	21.5	90	0	27/13
2001	Swinton, Reggie	56	1,327	23.7	77	0	9/7
2002	Swinton, Reggie	28	697	24.9	100t	1	10/6
2003	* Smith, Zurie!	23	495	21.5	54	0	26/14
2004	Lee, ReShard	41	964	23.5	62	0	13/7
2005	* Thompson, Tyson	57	1,399	24.5	49	0	9/4
2006	* Austin, Miles	29	753	26.0	37	0	9/3
2007	Austin, Miles	24	612	25.5	60	0	9/4
2008	Austin, Miles	29	624	21.5	36	0	33/18
2009	Jones, Felix	30	678	22.6	41	0	26/13
2010	* Owusu-Ansah, Akwasi	25	543	21.7	41	0	30/14
2011	* Harris, Dwayne	8	231	28.9	51	0	DNQ
2012	* Dunbar, Lance	12	261	21.8	44	0	DNQ
2013	Harris, Dwayne	28	857	30.6	90	0	2/2
2014	Harris, Dwayne	30	742	24.7	42	0	12/7
2015	* Whitehead, Lucky	16	452	28.3	79	0	DNQ
2016	Whitehead, Lucky	17	394	23.2	33	0	DNQ
2017	* Switzer, Ryan	24	600	25.0	61	0	3/3
2018	Thompson, Deonte	6	147	24.5	35	0	DNQ
2019	Pollard, Tony	14	245	17.5	30	0	DNQ
2020	Pollard, Tony	32	766	23.9	67	0	8/3
2021	Pollard, Tony	17	489	28.8	100t	1	DNQ

PUNT RETURNS (avg.)

Year	Player	No.	Yards	Avg.	Long	TD	NFL/NFC Rank
1960	Butler, Bill	13	131	10.1	46	0	2
1961	* Marsh, Amos	14	71	5.1	19	0	14
1962	Lockett, J.W.	8	45	5.6	17	0	14
1963	* Stiger, Jim	14	141	10.1	45	0	6
1964	* Renfro, Mel	32	418	13.1	69t	1	3
1965	Renfro, Mel	24	145	6.0	35	0	9
1966	Hayes, Bob	17	106	6.2	18	0	7
1967	Hayes, Bob	24	276	11.5	69t	1	2
1968	Hayes, Bob	15	312	20.8	90t	2	1
1969	Hayes, Bob	18	179	9.9	50	0	3
1970	Hayes, Bob	15	116	7.7	34	0	20/7
1971	Harris, Cliff	17	129	7.6	35	0	11/4

1972	Harris, Cliff	19	78	4.1	21	0	21/11
1973	* Richards, Golden	21	139	6.6	46	0	23/10
1974	* Morgan, Dennis	19	287	15.1	98t	1	3/2
1975	Richards, Golden	28	288	10.3	43t	1	12/5
1976	* Johnson, Butch	45	489	10.9	55	0	8/4
1977	Johnson, Butch	50	423	8.5	38	0	20/7
1978	Johnson, Butch	51	401	7.9	23	0	18/9
1979	* Wilson, Steve	35	236	6.8	13	0	20/7
1980	* Jones, James	54	548	10.1	52	0	5/4
1981	Jones, James	33	188	5.7	17	0	28/14
1982	Fellows, Ron	25	189	7.6	17	0	18/8
1983	Hill, Rod	30	232	7.7	37	0	20/10
1984	Allen, Gary	54	446	8.3	18	0	16/8
1985	Bates, Bill	22	152	6.9	21	0	20/8
1986	Banks, Gordon	27	160	5.9	20	0	22/11
1987	* Martin, Kelvin	22	216	9.8	38	0	12/7
1988	Martin, Kelvin	44	360	8.2	21	0	17/7
1989	Shepard, Derrick	24	160	6.7	17	0	-
1990	Shepard, Derrick	20	121	6.1	13	0	20/13
1992	Martin, Kelvin	42	532	12.7	79t	2	2/2
1991	Martin, Kelvin	21	244	11.6	85t	1	3/3
1993	* Williams, Kevin	36	381	10.6	64t	2	8/3
1994	Williams, Kevin	39	349	8.9	83t	1	13/6
1995	Williams, Kevin	18	166	9.2	30	0	DNQ
1996	Martin, Kelvin	41	373	9.1	22	0	16/7
1997	Sanders, Deion	33	407	12.3	83t	1	5/3
1998	Sanders, Deion	24	375	15.6	69t	2	1/1
1999	Sanders, Deion	30	344	11.5	76	1	7/4
2000	McGarity, Wane	30	353	11.8	64t	2	8/3
2001	Swinton, Reggie	31	414	13.4	65t	1	3/2
2002	Galloway, Joey	15	181	12.1	71	0	DNQ
2003	Galloway, Joey	20	178	8.9	36	0	20/8
2004	* Frazier, Lance	24	229	9.5	55	0	11/5
2005	Crayton, Patrick	23	166	7.2	25	0	19/10
2006	Newman, Terence	20	202	10.1	56t	1	12/5
2007	Crayton, Patrick	22	201	9.1	49	0	14/5
2008	Jones, Adam	21	95	4.5	18	0	26/3
2009	Crayton, Patrick	36	437	12.1	82t	2	3/2
2010	* Bryant, Dez	15	215	14.3	93t	2	DNQ
2011	Bryant, Dez	15	103	6.9	20	0	DNQ
2012	Harris, Dwayne	22	354	16.1	78t	1	2/1
2013	Harris, Dwayne	20	256	12.8	86t	1	2/2
2014	Harris, Dwayne	30	275	9.2	38	0	9t/6
2015	* Whitehead, Lucky	19	110	5.8	28	0	DNQ
2016	Whitehead, Lucky	25	195	7.8	39	0	15/8
2017	* Switzer, Ryan	29	256	8.8	83t	1	12/8
2018	Austin, Tavon	10	58	5.8	22	0	DNQ
2019	Austin, Tavon	17	84	4.9	15	0	DNQ
2020	Lamb, CeeDee	24	172	7.2	27	0	11/2
2021	Lamb, Ceedee	14	139	9.9	21	0	DNQ

INTERCEPTIONS

Year	Player	No.	Yards	Avg.	Long	TD	NFL/NFC Rank
1960	Bishop, Don	3	13	4.3	13	0	25
	Franckhauser, Tom	3	11	3.7	9	0	
1961	Bishop, Don	8	172	21.5	57	0	2
1962	Bishop, Don	6	134	22.3	44	0	9
1963	Green, Cornell	7	211	30.1	55	0	6
1964	* Renfro, Mel	7	110	15.7	39t	1	4
1965	Green, Cornell	3	49	16.3	43	0	27
	Livingston, Warren	3	5	1.7	5	0	
	* Logan, Obert	3	5	1.7	3	0	
1966	Green, Cornell	4	88	22.0	41	1	21
1967	Green, Cornell	7	52	7.4	28	0	7
	Renfro, Mel	7	38	5.4	30	0	
1968	Howley, Chuck	6	115	19.2	58	1	11
1969	Renfro, Mel	10	118	11.8	41	0	1
1970	* Waters, Charlie	5	45	9.0	20	0	16/9
1971	Adderley, Herb	6	182	30.3	46	0	9/4
1972	Waters, Charlie	6	132	22.0	56t	1	7/3
1973	Jordan, Lee Roy	6	78	13.0	31t	1	4/2
1974	Harris, Cliff	3	8	2.7	8	0	42/20
1975	Jordan, Lee Roy	6	80	13.3	38	0	7/4
1976	Washington, Mark	4	49	12.3	22	0	24/11
1977	Harris, Cliff	5	7	1.4	7	0	16/7
1978	Barnes, Benny	5	72	14.4	38	0	25/14
1979	Hughes, Randy	2	91	45.5	68	0	93/45
	Harris, Cliff	2	35	17.5	20	0	
	Barnes, Benny	2	20	10.0	11	0	
	Lewis, D.D.	2	8	4.0	5	0	
	Kyle, Aaron	2	0	0.0	0	0	

INTERCEPTIONS, CONT.

Year	Player	No.	Yards	Avg.	Long	TD	NFL/NFC	
							Rank	
1980	Thurman, Dennis	5	114	22.8	78t	1	24/10	
	Waters, Charlie	5	78	15.6	29	0		
1981	* Walls, Everson	11	133	12.1	33	0	1/1	
1982	Walls, Everson	7	61	8.7	37	0	1/1	
1983	Thurman, Dennis	6	49	8.2	34	0	15/8	
1984	Downs, Michael	7	126	18.0	27t	1	4/2	
1985	Walls, Everson	9	31	3.4	19	0	1/1	
1986	Downs, Michael	6	54	9.0	31	0	11/7	
1987	Walls, Everson	5	38	7.6	30	0	7/4	
1988	Williams, Robert.....	2	18	9.0	12	0	81/47	
	Downs, Michael	2	3	1.5	3	0		
	Walls, Everson	2	0	0.0	0	0		
1989	Lockhart, Eugene	2	14	7.0	12	0	81/41	
1990	Holt, Issiac.....	3	72	24.0	64t	1	33/17	
	Washington, James	3	24	8.0	13	0		
1991	Holt, Issiac.....	4	2	0.5	2	0	23/13	
1992	Washington, James	3	31	10.3	16	0	43/20	
	Gant, Kenneth	3	19	6.3	11	0		
1993	Smith, Kevin	6	56	9.3	32t	1	7/2	
1994	Woodson, Darren	5	140	28.0	94t	1	10/5	
	Washington, James	5	43	8.6	25	0		
1995	Brown, Larry	6	124	20.7	65t	2	5/4	
	Marion, Brock	6	40	6.7	32t	1		
1996	Smith, Kevin	5	45	9.0	24	0	11/6	
	Woodson, Darren	5	43	8.6	21	0		
1997	Sanders, Deion	2	81	40.5	50t	1	51/34	
	* Stoutmire, Omar	2	8	4.0	8	0		
1998	Sanders, Deion	5	153	30.6	71t	1	14/5	
1999	Coakley, Dexter	4	119	29.8	46t	1	25/12	
2000	Sparks, Phillippi	5	59	11.8	43	0	17/9	
2001	Woodson, Darren	3	11	3.7	6	0	35/21	
2002	* Williams, Roy	5	90	18.0	85t	2	10/4	
	* Ross, Derek	5	17	3.4	12	0		
2003	* Newman, Terence	4	23	5.8	25	0	21/10	
2004	Newman, Terence	4	31	7.8	21	0	21/10	
2005	Glenn, Aaron.....	4	10	2.5	10	0	19/9	
2006	Williams, Roy	5	33	6.6	27	0	10t/4t	
2007	Henry, Anthony	6	81	13.5	28t	1	5t/3	
2008	Newman, Terence	4	2	0.5	2	0	14t/7t	
2009	Jenkins, Mike.....	5	0	0.0	0	0	12t/8t	
2010	Sensabaugh, Gerald	5	26	5.2	10	0		
	Newman, Terence	5	16	3.2	30	0	10t/5t	
2011	Lee, Sean	4	87	21.8	37	0		
	Newman, Terence	4	80	20.0	43t	1	12t/8t	
2012	Carr, Brandon	3	120	40.0	47t	1	29t/17t	
2013	Lee, Sean	4	174	43.5	74	1	11t/8t	
2014	Carter, Bruce	5	72	14.4	35	1	3t/2t	
2015	Heath, Jeff	2	19	9.5	19	0	48t/23t	
2016	Church, Barry	2	14	7.0	14	0	47t/23t	
2017	Heath, Jeff	3	20	6.7	14	0	26t/10t	
2018	* Vander Esch, Leighton	2	56	28.0	28	0	53t/25t	
	Woods, Xavier	2	15	7.5	15	0		
2019	Woods, Xavier	2	38	19.0	29	0	21t/44t	
	Lewis, Jourdan	2	20	10.0	20	0		
2020	* Diggs, Trevon.....	3	43	14.3	33	0	16t/7t	
2021	Diggs, Trevon.....	11	142	12.9	59t	2	1/1	

TACKLES

Year	Player	Solo	Asst	Total	Year	Player	Solo	Asst	Total
1977	Breunig, Bob.....	73	- 57	- 130	1996	Strickland, Fred.....	87	- 66	- 153
1978	Breunig, Bob.....	71	- 64	- 135	1997	Marion, Brock	92	- 66	- 158
1979	Breunig, Bob.....	81	- 86	- 167	1998	Woodson, Darren	74	- 62	- 136
1980	Breunig, Bob.....	69	- 60	- 129	1999	Godfrey, Randall.....	95	- 48	- 143
1981	Breunig, Bob.....	63	- 51	- 114	2000	Hambrick, Darren.....	78	- 76	- 154
1982	Downs, Michael	49	- 21	- 70	2001	Nguyen, Dat.....	104	- 68	- 172
1983	Breunig, Bob.....	69	- 57	- 126	2002	Coakley, Dexter.....	99	- 74	- 173
1984	Downs, Michael	96	- 40	- 136	2003	Nguyen, Dat.....	93	- 47	- 140
1985	Lockhart, Eugene	69	- 59	- 128	2004	Nguyen, Dat.....	93	- 42	- 135
1986	Lockhart, Eugene	77	- 44	- 121	2005	James, Bradie.....	72	- 37	- 109
1987	Downs, Michael	58	- 28	- 86	2006	James, Bradie.....	67	- 65	- 132
1988	Bates, Bill.....	85	- 39	- 124	2007	James, Bradie.....	80	- 50	- 130
1989	Lockhart, Eugene	154	- 68	- 222	2008	James, Bradie.....	85	- 117	- 202
1990	Lockhart, Eugene	72	- 67	- 139	2009	James, Bradie.....	89	- 92	- 181
1991	Del Rio, Jack	77	- 53	- 130	2010	James, Bradie.....	86	- 77	- 163
1992	Norton, Ken	64	- 56	- 120	2011	Lee, Sean	91	- 40	- 131
1993	Norton, Ken	93	- 66	- 159	2012	Spencer, Anthony	78	- 28	- 106
1994	Jones, Robert	83	- 79	- 162	2013	Church, Barry	100	- 47	- 147
1995	Woodson, Darren.....	90	- 54	- 144	2014	Church, Barry	75	- 35	- 110

2015	Lee, Sean	109	-	47	-	156	2019	Smith, Jaylon	116	-	52	-	168
2016	Lee, Sean	120	-	54	-	174	2020	Smith, Jaylon	105	-	56	-	161
2017	Lee, Sean	91	-	27	-	118	2021	Kearse, Jayron	62	-	30	-	92
2018*	Vander Esch, Leighton	125	-	51	-	176							

Tackles based on coaches film since 1977

SACKS

Year	Player	Sacks	Year	Player	Sacks	Year	Player	Sacks
1960	Gonzaga, John	2.0	1981	Jones, Ed	9.5	2002	Ellis, Greg	7.5
1961	Borden, Nate	3.0	1982	Martin, Harvey	8.0	2003	Ellis, Greg	8.0
	Howley, Chuck	3.0	1983	White, Randy	12.5	2004	Ellis, Greg	9.0
	Lilly, Bob	3.0	1984	White, Randy	12.5	2005	Ellis, Greg	8.0
1962	Lilly, Bob	10.0	1985	Jones, Ed	13.0		*Ware, DeMarcus	8.0
1963	Lilly, Bob	5.0	1986	Jeffcoat, Jeff	14.0	2006	Ware, DeMarcus	11.5
1964	Andrie, George	12.5	1987	Jones, Ed	10.0	2007	Ware, DeMarcus	14.0
1965	Andrie, George	14.5	1988	Cobb, Reggie	7.5	2008	Ware, DeMarcus	20.0
1966	Andrie, George	18.5		Noonan, Danny	7.5	2009	Ware, DeMarcus	11.0
1967	Andrie, George	11.5	1989	Jeffcoat, Jim	11.5	2010	Ware, DeMarcus	15.5
1968	Pugh, Jethro	15.5	1990	Stubbs, Daniel	7.5	2011	Ware, DeMarcus	19.5
1969	Pugh, Jethro	13.0		*Jones, Jimmie	7.5	2012	Ware, DeMarcus	11.5
1970	Pugh, Jethro	13.5	1991	Tolbert, Tony	7.0	2013	Hatcher, Jason	11.0
1971	Pugh, Jethro	13.0	1992	Jeffcoat, Jim	10.5	2014	Mincey, Jeremy	6.0
1972	Pugh, Jethro	7.5	1993	Tolbert, Tony	7.5	2015	Lawrence, DeMarcus	8.0
1973	Toomay, Pat	10.5	1994	Haley, Charles	12.5	2016	Mayowa, Benson	6.0
1974	Martin, Harvey	7.5	1995	Haley, Charles	10.5	2017	Lawrence, DeMarcus	14.5
1975	Martin, Harvey	9.5	1996	Tolbert, Tony	12.0	2018	Lawrence, DeMarcus	10.5
1976	Martin, Harvey	14.5	1997	Carver, Shante	6.0	2019	Quinn, Robert	11.5
1977	White, Randy	23.0	1998	Pittman, Kavika	6.0	2020	Lawrence, DeMarcus	6.5
1978	White, Randy	16.0	1999	Ellis, Greg	7.5	2021	*Parsons, Micah	13.0
1979	Martin, Harvey	8.5	2000	Ekuban, Ebenezer	6.5			
1980	Martin, Harvey	12.0	2001	Ellis, Greg	6.0			

Sacks became an official stat in 1982

SPECIAL TEAMS TACKLES

Year	Player	Solo	Asst	Total	Year	Player	Solo	Asst	Total				
1988	Jax, Garth	13	-	11	-	24	2005	Davis, Keith	12	-	4	-	16
1989	Bates, Bill	14	-	5	-	19	2006	Fowler, Ryan	10	-	14	-	24
1990	Bates, Bill	15	-	8	-	23	2007	Watkins, Patrick	14	-	11	-	25
1991	Gant, Kenneth	18	-	7	-	25	2008	Davis, Keith	14	-	6	-	20
1992	Woodson, Darren	14	-	5	-	19	2009	Hurd, Sam	17	-	2	-	19
1993	Bates, Bill	9	-	16	-	25	2010	* McCray, Danny	25	-	3	-	28
1994	Brownlow, Darrick	18	-	9	-	27	2011	McCray, Danny	13	-	6	-	19
1995	Lang, David	17	-	13	-	30	2012	Frampton, Eric	18	-	3	-	21
1996	Schwartz, Jim	24	-	8	-	32	2013	Heath, Jeff	11	-	2	-	13
1997	Williams, Charlie	16	-	10	-	26	2014	Harris, Dwayne	11	-	7	-	18
1998	Nguyen, Dat	12	-	9	-	21	2015	Heath, Jeff	6	-	3	-	9
1999	Reese, Izell	11	-	7	-	18	2016	Jones, Byron	9	-	1	-	10
2000	Reese, Izell	12	-	10	-	22	2017	Olawale, Jamize	9	-	2	-	11
2001	Bell, Jason	15	-	6	-	21	2018	Olawale, Jamize	12	-	1	-	13
2002	Mackey, Louis	10	-	8	-	18	2019	Goodwin, C.J.	10	-	3	-	10
2003	Dixon, Tony	11	-	9	-	20	2020	Goodwin, C.J.	10	-	0	-	10
2004	James, Bradie	6	-	18	-	24	2021	Goodwin, C.J.	7	-	3	-	10

* Rookie



Micah Parsons led the Cowboys in sacks as a rookie in 2021, recording 13.0 to establish a franchise rookie record and earn Defensive Rookie of the Year and first-team All-Pro honors.

C.J. Goodwin led the Dallas defense with 10 special teams tackles in 2022. Along with his team-highs of 10 from 2020-21, Goodwin is the first Cowboy to lead the club in special teams stops in three-straight seasons and only the second Dallas player to lead the team in three different seasons, with Bill Bates (1989-90, 1993).



Cowboys Individual Records

1960 — 12 games; 1961-77 — 14 games; 1978-2020 — 16 games; 2021 — 17 games.

NOTE: The 1982 regular season was reduced to nine games and the 1987 season to 15 games due to players' strikes.

SERVICE

Most Seasons

16	Louis-Philippe Ladouceur, 2005-20
16	Jason Witten 2003-17, 2019
15	Ed Jones, 1974-78, 1980-89
15	Bill Bates, 1983-97
15	Mark Tuinei, 1983-97
14	Bob Lilly, 1961-74
14	Lee Roy Jordan, 1963-76
14	Mel Renfro, 1964-77
14	Jethro Pugh, 1965-78
14	Randy White, 1975-88
14	Tom Rafferty, 1976-89
14	Tony Romo, 2003-16

Most Games Played

255	Jason Witten, 2003-17, 2019
253	Louis-Philippe Ladouceur, 2005-20
224	Ed Jones, 1974-78, 1980-89

Most Consecutive Games Played

253	Louis-Philippe Ladouceur, 2005-20
235	Jason Witten, 2003-17
196	Bob Lilly, 1961-74

Most Games Started

245	Jason Witten, 2003-17, 2019
203	Ed Jones, 1974-78, 1980-89
199	Emmitt Smith, 1990-2002

Most Consecutive Games Started

179	Jason Witten, 2003-17
154	Lee Roy Jordan, 1966-76
145	Cornell Green, 1964-74

SCORING

Most Seasons Leading Team

9	Rafael Septien, 1978-86
7	Dan Bailey, 2011-17
4	Mike Clark, 1968-71

Most Consecutive Seasons Leading Team

9	Rafael Septien, 1978-86
7	Dan Bailey, 2011-17
4	Mike Clark, 1968-71

POINTS

Career

986	Emmitt Smith, 1990-2002 (164-td, 1-2pt)
874	Rafael Septien, 1978-86 (388-pat, 162-fg)
834	Dan Bailey, 2011-17 (276-pat, 186-fg)

Season

150	Emmitt Smith, 1995 (25-td)
135	Dan Bailey, 2011 (39-pat, 32 fg)
135	Greg Zuerlein, 2020 (33-pat, 34 fg)

Most Seasons, 100 or More Points

6	Dan Bailey, 2011-16
3	Rafael Septien, 1981, 1983-84
3	Emmitt Smith, 1992, 1994-95
3	Chris Boniol, 1994-96

Season, Rookie

135	Dan Bailey, 2011 (39-pat, 32 fg)
131	Nick Folk, 2007 (53-pat, 26-fg)
126	Richie Cunningham 1997 (34-pat, 24-fg)

Game

24	Dan Reeves, vs. Atlanta, 11/5/67 (4 TDs)
24	Bob Hayes, vs. Houston, 12/20/70 (4 TDs)
24	Calvin Hill, @ Buffalo, 9/19/71 (4 TDs)
24	Duane Thomas, vs. St. Louis, 12/18/71 (4 TDs)
24	Emmitt Smith, vs. Phoenix, 12/16/90 (4 TDs)
24	Emmitt Smith, @ N.Y. Giants, 9/4/95 (4 TDs)
24	Terrell Owens, vs. Washington, 11/18/07 (4 TDs)

Game, Opponent

24	Dick James, @ Washington, 12/17/61
24	Harold Jackson, @ Rams, 10/14/73
24	Sterling Sharpe, vs. Green Bay, 11/24/94
24	Aaron Jones, vs. Green Bay, 10/6/19

Most Consecutive Games Scoring

111	Rafael Septien, 1978-85
102	Dan Bailey, 2011-17
48	Chris Boniol, 1994-96

TOUCHDOWNS

Most Seasons Leading Team

11	Emmitt Smith, 1990-96, 1998-2001
7	Tony Dorsett, 1977-78, 1980, 1982-85
6	Ezekiel Elliott, 2016-21

Most Consecutive Seasons Leading Team

7	Emmitt Smith, 1990-96
6	Ezekiel Elliott, 2016-2021
4	Tony Dorsett, 1982-85
4	Herschel Walker, 1986-89
4	Emmitt Smith, 1998-2001

Career

164	Emmitt Smith, 1990-2002 (153-r, 11-p)
86	Tony Dorsett, 1977-87 (72-r, 13-p, 1-ret.)
76	Bob Hayes, 1965-74 (2-r, 71-p, 3-ret.)

Season

25	Emmitt Smith, 1995 (25-r)
22	Emmitt Smith, 1994 (21-r, 1-p)
19	Emmitt Smith, 1992 (18-r, 1p)

Season, Rookie

16	Ezekiel Elliott, 2016 (15-r, 1-p)
13	Bob Hayes, 1965 (1-r, 12-p)
13	Tony Dorsett, 1977 (12-r, 1-p)

Game

4	Dan Reeves, vs. Atlanta, 11/5/67 (2-r, 2-p)
4	Bob Hayes, vs. Houston, 12/20/70 (4-p)
4	Calvin Hill, @ Buffalo, 9/19/71 (4-r)
4	Duane Thomas, vs. St. Louis, 12/18/71 (3-r, 1-p)
4	Emmitt Smith, vs. Phoenix, 12/16/90 (4-r)
4	Emmitt Smith, @ N.Y. Giants, 9/4/95 (4-r)
4	Terrell Owens, vs. Washington, 11/18/07 (4-p)

Game, Opponent

4	Dick James, @ Wash., 12/17/61 (3-r, 1-p)
4	Harold Jackson, @ Rams, 10/14/73 (4-p)
4	Sterling Sharpe, vs. Green Bay, 11/24/94 (4-p)
4	Aaron Jones, vs. Green Bay, 10/6/19 (4-r)

Most Consecutive Games Scoring Touchdown

11	Emmitt Smith, 1994-95
11	Emmitt Smith, 1995
9	Emmitt Smith, 1993-94
9	Emmitt Smith, 1998-99

POINTS AFTER TOUCHDOWN

Most Attempted, Career

398	Rafael Septien, 1978-86
278	Dan Bailey, 2011-17
182	Mike Clark, 1968-71, 1973

Most Attempted, Season

60	Rafael Septien, 1980
59	Rafael Septien, 1983
56	Danny Villanueva, 1966
56	Dan Bailey, 2014

Most Attempted, Game

8	Danny Villanueva, vs. Philadelphia, 10/19/66
8	Mike Clark, vs. Detroit, 9/15/68
8	Rafael Septien, vs. San Francisco, 10/12/80
8	Greg Zuerlein, vs. Washington, 12/26/21

Most Attempted, Game, Opponent

7	Gerry Perry, @ St. Louis, 12/9/62
7	David Akers, vs. Philadelphia, 11/15/04
7	Garrett Hartley, @ New Orleans, 11/10/13
6	11 times, last by Matt Prater, vs. Denver, 10/6/13

Most Made, Career

388	Rafael Septien, 1978-86
276	Dan Bailey, 2011-17
180	Mike Clark, 1968-71, 1973

Most Made, Season

- 59 Rafael Septien, 1980
- 57 Rafael Septien, 1983
- 56 Danny Villanueva, 1966
- 56 Dan Bailey, 2014

Most Made, Game

- 8 Rafael Septien, vs. San Francisco, 10/12/80
- 8 Mike Clark, vs. Detroit, 9/15/68
- 8 Danny Villanueva, vs. Philadelphia, 10/19/66
- 8 Greg Zuerlein, vs. Washington, 12/26/21

Most Made, Game, Opponent

- 7 Gerry Perry, @ St. Louis, 12/9/62
- 7 David Akers, vs. Philadelphia, 11/15/04
- 7 Garrett Hartley, @ New Orleans, 11/10/13
- 6 14 times, last by Brandon McManus @ Denver, 9/17/17

Most Consecutive Made

- 275 Dan Bailey 2011-17
- 131 Nick Folk, 2007-09
- 100 Danny Villanueva, 1965-67

Highest Percentage Made, Career (200 made)

- 99.3 Dan Bailey, 2011-17 (276-278)
- 97.5 Rafael Septien, 1979-86 (388-398)

Most Made, No Misses, Season

- 56 Danny Villanueva, 1966
- 56 Dan Bailey, 2014
- 54 Mike Clark, 1968

FIELD GOALS

Most Attempted, Career

- 226 Rafael Septien, 1978-88
- 211 Dan Bailey, 2011-17
- 119 Mike Clark, 1968-71, 1973

Most Attempted, Season

- 41 Greg Zuerlein, 2020
- 39 Ken Willis, 1991
- 37 Richie Cunningham, 1997
- 37 Dan Bailey, 2011

Most Attempted, Game

- 8 Billy Cundiff, @ N.Y. Giants, 9/15/03
- 7 Mike Clark, @ Chicago, 11/24/68
- 7 Chris Boniol, vs. Green Bay, 11/18/96

Most Attempted, Opponent, Game

- 7 Sam Baker, @ Philadelphia, 12/5/65
- 7 Greg Zuerlein, vs. LA Rams, 10/11/17
- 6 Five times, last Matt Bryant, @ Atlanta, 11/4/12

Most Made, Career

- 186 Dan Bailey, 2011-17
- 162 Rafael Septien, 1978-88
- 81 Chris Boniol, 1994-96

Most Made, Season

- 34 Richie Cunningham, 1997
- 34 Greg Zuerlein, 2020
- 32 Chris Boniol, 1996
- 32 Dan Bailey, 2011

Most Made, Season, Rookie

- 32 Dan Bailey, 2011
- 26 Nick Folk, 2007
- 25 Tim Seder, 2000

Most Made, Game

- 7 Chris Boniol, vs. Green Bay, 11/18/96
- 7 Billy Cundiff, @ N.Y. Giants, 9/15/03
- 6 Dan Bailey, vs. Washington, 9/26/11

Most Made, Opponent, Game

- 7 Greg Zuerlein vs. LA Rams, 10/1/17
- 5 Morten Andersen, vs. Atlanta, 10/20/96
- 5 David Akers, vs. Philadelphia, 11/18/01
- 5 Lawrence Tynes, vs. N.Y. Giants, 10/28/12
- 5 Daniel Carlson, vs. Las Vegas, 11/25/21

Most Made, No Misses, Game

- 7 Chris Boniol, vs. Green Bay, 11/18/96
- 6 Dan Bailey, vs. Washington, 9/26/11
- 5 Roger Ruzek, @ Rams, 12/21/87
- 5 Eddie Murray, vs. Green Bay, 10/3/93
- 5 Chris Boniol, vs. N.Y. Giants, 12/17/95
- 5 Richie Cunningham, vs. Philadelphia, 9/15/97
- 5 Dan Bailey, vs. Green Bay, 12/15/13

Most Made, One Half

- 5 Chris Boniol, vs. Green Bay, 11/18/96
- 5 Billy Cundiff, @ N.Y. Giants, 9/15/03
- 4 Roger Ruzek, vs. N.Y. Giants, 11/2/87
- 4 Richie Cunningham, @ Arizona, 9/7/97
- 4 Dan Bailey, vs. Green Bay, 12/15/13

Most Made, One Quarter

- 4 Roger Ruzek, vs. N.Y. Giants, 11/2/87

Most Consecutive Field Goals Made

- 30 Dan Bailey, 2013-14
- 27 Chris Boniol, 1996
- 26 Chris Boniol, 1995-96
- 26 Dan Bailey, 2011

Most Consecutive Games Made

- 17 Dan Bailey, 2013-14
- 14 Dan Bailey, 2012
- 14 Greg Zuerlein, 2020-21
- 12 Richie Cunningham, 1997

Longest Field Goal

- 63 Brett Maher, vs. Philadelphia, 10/20/19
- 62 Brett Maher, vs. Philadelphia, 12/9/18
- 62 Brett Maher, @ N.Y. Jets, 10/13/19
- 59 Brett Maher, vs. Tampa Bay, 12/23/18
- 59 Greg Zuerlein, at Philadelphia, 11/1/20

Longest Field Goal, Opponent

- 59 Chris Boswell, vs. Pittsburgh, 11/8/20
- 59 Tony Franklin, vs. Philadelphia, 11/12/79
- 57 Mason Crosby, vs. Green Bay, 12/15/13
- 57 Stephen Gostkowski, vs. New England, 10/11/15

Most Made, 50 or More Yards, Career

- 27 Dan Bailey, 2011-17
- 10 Brett Maher, 2018-19
- 8 Rafael Septien, 1978-86

Most Made, 50 or More Yards, Season

- 6 Dan Bailey, 2013
- 6 Brett Maher, 2018
- 5 Dan Bailey, 2014, 2015

Most Made, 50 or More Yards, Game

- 2 Eddie Murray, @ Minnesota, 12/12/93
- 2 Dan Bailey, five times, last vs. Seattle, 12/24/17
- 2 Brett Maher, vs. Jacksonville, 10/14/18
- 2 Brett Maher, @ N.Y. Jets, 10/13/19

Highest Field Goal Percentage, Career (100 made)

- 88.2 Dan Bailey, 2011-17 (186-211)
- 71.7 Rafael Septien, 1978-86 (226-162)

Highest Field Goal Percentage, Season (Qualifiers)

- 96.4 Chris Boniol, 1995 (27-28)
- 93.8 Dan Bailey, 2015 (30-32)
- 93.5 Dan Bailey, 2012 (29-31)

Highest Field Goal Percentage, Season, Rookie (Qualifiers)

- 86.5 Dan Bailey, 2011 (32-37)
- 83.9 Nick Folk, 2007 (26-31)
- 75.9 Chris Boniol, 1994 (22-29)

SAFETIES

Most, Career

- 2 Jethro Pugh, 1965-78
- 2 Benny Barnes, 1972-82
- 2 Harvey Martin, 1973-83

Most, Season

- 2 Benny Barnes, 1973

Most, Game

- 1 Many times, last by J.J. Wilcox, vs. Washington, 1/3/16

RUSHING

Most Seasons Leading Team

- 13 Emmitt Smith, 1990-2002
- 10 Tony Dorsett, 1977-86
- 7 Don Perkins, 1961-65, 1967-68

Most Consecutive Seasons Leading Team

- 13 Emmitt Smith, 1990-2002
- 10 Tony Dorsett, 1977-86
- 6 Ezekiel Elliott, 2016-21

Most Consecutive Games Leading Team

- 41 Emmitt Smith, 1994-96
- 32 Emmitt Smith, 1990-92
- 26 Herschel Walker, 1987-88

ATTEMPTS

Career

- 4,052 Emmitt Smith, 1990-2002
- 2,755 Tony Dorsett, 1977-87
- 1,650 Ezekiel Elliott, 2016-21

Season

- 392 DeMarco Murray, 2014
- 377 Emmitt Smith, 1995
- 373 Emmitt Smith, 1992

Season, Rookie

- 322 Ezekiel Elliott, 2016
- 241 Emmitt Smith, 1990
- 208 Tony Dorsett, 1977

Game

- 35 Emmitt Smith, vs. N.Y. Giants, 11/7/94
- 34 Emmitt Smith, @ Washington, 11/24/91
- 34 Julius Jones, @ Carolina, 12/24/05
- 33 Troy Hambrick, @ Washington, 12/14/03
- 33 Julius Jones, vs. Chicago, 11/25/04
- 33 Ezekiel Elliott, @ Washington, 10/29/17

Game, Opponent

- 40 Barry Sanders, vs. Detroit, 9/19/94
- 38 Walter Payton, vs. Chicago, 11/26/81
- 36 Charlie Garner, vs. San Francisco, 9/24/00

YARDS GAINED**Career**

- 17,162 Emmitt Smith, 1990-2002
- 12,036 Tony Dorsett, 1977-87
- 7,386 Ezekiel Elliott, 2016-2021

Season

- 1,845 DeMarco Murray, 2014
- 1,773 Emmitt Smith, 1995
- 1,713 Emmitt Smith, 1992

Season, Rookie

- 1,631 Ezekiel Elliott, 2016
- 1,007 Tony Dorsett, 1977
- 942 Calvin Hill, 1969

Game

- 253 DeMarco Murray, vs. St. Louis, 10/23/11
- 237 Emmitt Smith, @ Philadelphia, 10/31/93
- 206 Tony Dorsett, vs. Philadelphia, 12/4/77

Game, Rookie

- 253 DeMarco Murray, vs. St. Louis, 10/23/11
- 206 Tony Dorsett, vs. Philadelphia, 12/4/77
- 198 Julius Jones, @ Seattle, 12/6/04

Game, Opponent

- 232 Jim Brown, vs. Cleveland, 9/22/63
- 210 Warrick Dunn, @ Tampa Bay, 12/3/00
- 206 Greg Bell, @ Buffalo, 11/18/84

Longest Run (All TDs)

- 99 Tony Dorsett, @ Minnesota, 1/3/83
- 91 DeMarco Murray, vs. St. Louis, 10/23/11
- 84 Herschel Walker, vs. Philadelphia, 12/14/86
- 84 Tony Dorsett, vs. Philadelphia, 12/4/77

Longest Run, Opponent (All TDs)

- 90 Ahman Green, @ Green Bay, 10/24/04
- 85 Greg Bell, @ Buffalo, 11/18/84
- 82 Le'Ron McClain, vs. Baltimore, 12/20/08

Most Seasons, 1,000 or More Yards

- 11 Emmitt Smith, 1991-2001
- 8 Tony Dorsett, 1977-81, 1983-85
- 4 Ezekiel Elliott, 2016, 2018-19, 2021

Most Consecutive Seasons, 1,000 or More Yards

- 11 Emmitt Smith, 1991-2001
- 5 Tony Dorsett, 1977-81
- 3 Tony Dorsett, 1983-85

Most Games, 100 or More Yards, Career

- 76 Emmitt Smith, 1990-2002
- 43 Tony Dorsett, 1977-87
- 30 Ezekiel Elliott, 2016-21

Most Games, 100 or More Yards, Season

- 12 DeMarco Murray, 2014
- 11 Emmitt Smith, 1995
- 9 Tony Dorsett, 1981
- 9 Emmitt Smith, 1999

Most Consecutive Games, 100 or More Yards

- 8 DeMarco Murray, 2014
- 4 Tony Dorsett, 1979
- 4 Emmitt Smith, 1995
- 4 Emmitt Smith, 1999
- 4 Ezekiel Elliott, 2016

AVERAGE GAIN**Career (750 att.)**

- 4.85 DeMarco Murray, 2011-14 (934-4,526)
- 4.48 Ezekiel Elliott, 2016-21 (1,650-7,386)
- 4.37 Tony Dorsett, 1977-87 (2,755-12,036)

Season (Qualifiers)

- 5.91 Felix Jones, 2009 (116-658)
- 5.57 Amos Marsh, 1962 (144-802)
- 5.53 Tony Pollard, 2021 (130-719)

Game (10 att.)

- 12.1 Walt Garrison, vs. Washington, 12/9/72 (10-121)
- 11.6 Julius Jones, vs. New Orleans, 12/10/06 (10-116)
- 10.9 Tony Pollard, vs. LA Rams, 12/15/19 (12-131)

TOUCHDOWNS**Most Seasons Leading Team**

- 13 Emmitt Smith, 1990-2002
- 7 Tony Dorsett, 1977, 1979-80, 1982-85
- 6 Don Perkins, 1961-64, 1966-67
- 6 Ezekiel Elliott, 2016-21

Most Consecutive Seasons Leading Team

- 13 Emmitt Smith, 1990-2002
- 6 Marion Barber, 2005-10
- 6 Ezekiel Elliott, 2016-21
- 4 Don Perkins, 1961-64
- 4 Tony Dorsett, 1982-85
- 4 Herschel Walker, 1986-89
- 4 DeMarco Murray, 2011-14

Career

- 153 Emmitt Smith, 1990-2002
- 72 Tony Dorsett, 1977-87
- 56 Ezekiel Elliott, 2016-21

Season

- 25 Emmitt Smith, 1995
- 21 Emmitt Smith, 1994
- 18 Emmitt Smith, 1992

Season, Rookie

- 15 Ezekiel Elliott, 2016
- 12 Tony Dorsett, 1977
- 11 Emmitt Smith, 1990

Game

- 4 Calvin Hill, @ Buffalo, 9/19/71
- 4 Emmitt Smith, vs. Phoenix, 12/16/90
- 4 Emmitt Smith, @ N.Y. Giants, 9/4/95

Game, Opponent

- 4 Aaron Jones, vs. Green Bay, 10/6/19
- 3 Jim Taylor, @ Green Bay, 11/13/60
- 3 Dick James, vs. Washington, 12/17/61
- 3 Cleveland Gary, @ Rams, 11/18/90
- 3 Terry Allen, @ Washington, 12/22/96
- 3 Terrell Davis, @ Denver, 9/13/98
- 3 Larry Johnson, vs. Kansas City, 12/11/05
- 3 Steven Jackson, @ St. Louis, 10/19/08
- 3 Alfred Morris, @ Washington, 12/30/12
- 3 Devonta Freeman, vs. Atlanta, 9/27/15
- 3 Antonio Gibson, vs. Washington, 11/26/20

Most Consecutive Games Rushing for Touchdown

- 11 Emmitt Smith, 1994-95
- 11 Emmitt Smith, 1995
- 7 Emmitt Smith, 1994

PASSING**Most Seasons Leading Team**

- 12 Troy Aikman, 1989-2000
- 8 Roger Staubach, 1971, 1973-79
- 8 Tony Romo 2006-09, 2011-14
- 7 Danny White, 1980-85, 1987

Most Consecutive Seasons Leading Team

- 12 Troy Aikman, 1989-2000
- 7 Roger Staubach, 1973-79
- 6 Don Meredith, 1963-68
- 6 Danny White, 1980-85

RATING**Highest, Career (1,500 att.)**

- 98.7 Dak Prescott, 2016-21
- 97.1 Tony Romo, 2003-16
- 83.4 Roger Staubach, 1969-79

Highest, Season (Qualifiers)

- 113.2 Tony Romo, 2014
- 104.9 Dak Prescott, 2016
- 104.8 Roger Staubach, 1971

Highest, Rookie, Season (Qualifiers)

- 104.9 Dak Prescott, 2016
- 66.3 Chad Hutchinson, 2002
- 55.7 Troy Aikman, 1989

ATTEMPTS

Career

- 4,715 Troy Aikman, 1989-2000
- 4,335 Tony Romo, 2003-16
- 2,958 Roger Staubach, 1969-79

Season

- 648 Tony Romo, 2012
- 596 Dak Prescott, 2019
- 596 Dak Prescott, 2021

Season, Rookie

- 459 Dak Prescott, 2016
- 293 Troy Aikman, 1989
- 250 Chad Hutchinson, 2002

Game

- 62 Tony Romo, vs. N.Y. Giants, 10/28/12
- 62 Tony Romo, vs. Washington, 11/22/12
- 58 Dak Prescott, vs. Cleveland, 10/4/20
- 58 Dak Prescott, @ Tampa Bay, 9/9/21

Game, Opponent

- 56 Warren Moon, @ Houston, 11/10/91
- 56 Jake Plummer, @ Arizona, 11/15/98
- 55 Jeff Garcia, vs. San Francisco, 12/8/02
- 54 Neil Lomax, vs. St. Louis, 12/27/87
- 54 Mark Rypien, vs. Washington, 11/22/90
- 54 Jason Campbell, vs. Washington, 11/18/07

COMPLETIONS

Career

- 2,898 Troy Aikman, 1989-2000
- 2,829 Tony Romo, 2003-16
- 1,924 Dak Prescott, 2016-21

Season

- 425 Tony Romo, 2012
- 410 Dak Prescott, 2021
- 388 Dak Prescott, 2019

Season, Rookie

- 311 Dak Prescott, 2016
- 155 Troy Aikman, 1989
- 127 Chad Hutchinson, 2002

Game

- 42 Dak Prescott, vs. Philadelphia, 12/9/18
- 42 Dak Prescott, @ Tampa Bay, 9/9/21
- 41 Tony Romo, @ N.Y. Giants, 12/6/09
- 41 Dak Prescott, vs. Cleveland, 10/4/20

Game, Opponent

- 41 Warren Moon, @ Houston, 11/10/91
- 41 Kirk Cousins, vs. Washington, 11/24/16
- 37 Drew Brees, vs. New Orleans, 12/23/12
- 37 Ben Roethlisberger, @ Pittsburgh, 11/13/16

Consecutive Passes Completed

- 21 Brandon Weeden, vs. Atlanta (9), 9/13/15, @ Philadelphia (7), 9/20/15, vs. Indianapolis (1), 12/21/14, @ Jacksonville (1), 11/9/14, vs. Arizona (3), 11/2/14
- 20 Dak Prescott, @ Washington (18), 9/15/19, vs. Miami (2), 9/22/19
- 18 Dak Prescott, vs. New Orleans, 11/29/18

COMPLETION PERCENTAGE

Career (1,500 att.)

- 66.6 Dak Prescott, 2016-21 (2,889-1,924)
- 65.3 Tony Romo 2003-16 (4,335-2,829)
- 61.5 Troy Aikman, 1989-2000 (4,715-2,898)

Season (Qualifiers)

- 69.9 Tony Romo, 2014 (435-304)
- 69.1 Troy Aikman, 1993 (392-271)
- 68.8 Dak Prescott, 2021 (596-410)

Season, Rookie (Qualifiers)

- 67.8 Dak Prescott, 2016 (459-311)
- 52.9 Troy Aikman, 1989 (293-155)
- 50.8 Chad Hutchinson, 2002 (250-127)

Game (20 attempts)

- 90.0 Tony Romo vs. Indianapolis, 12/21/14 (20-18)
- 88.9 Dak Prescott vs. Tampa Bay, 12/18/16 (36-32)
- 88.5 Tony Romo vs. Buffalo, 11/13/11 (26-23)

YARDS GAINED

Career

- 34,183 Tony Romo, 2003-16
- 32,942 Troy Aikman, 1989-2000
- 22,700 Roger Staubach, 1969-79

Season

- 4,903 Tony Romo, 2012
- 4,902 Dak Prescott, 2019
- 4,483 Tony Romo, 2009

Season, Rookie

- 3,667 Dak Prescott, 2016
- 1,749 Troy Aikman, 1989
- 1,555 Chad Hutchinson, 2002

Game

- 506 Tony Romo, vs. Denver, 10/6/13
- 502 Dak Prescott, vs. Cleveland, 10/4/20
- 472 Dak Prescott, @ Seattle, 9/27/20

Game, Rookie

- 379 Troy Aikman, @ Phoenix, 11/12/89
- 319 Dak Prescott, @ Pittsburgh, 11/13/16
- 301 Chad Hutchinson, vs. Jacksonville, 11/24/02

Game, Opponent

- 488 Matthew Stafford, @ Detroit, 10/27/13
- 466 Bill Wade, vs. Chicago, 11/18/62
- 465 Jake Plummer, @ Arizona, 11/15/98

Most Seasons, 3,000 or More Passing Yards

- 7 Tony Romo, 2007-09, 2011-14
- 5 Troy Aikman, 1992-93, 1995-97
- 5 Dak Prescott, 2016-19, 2021

Most Games, 300 or More Passing Yards, Career

- 46 Tony Romo, 2003-16
- 20 Dak Prescott, 2016-21
- 13 Troy Aikman, 1989-2000

Most Games, 300 or More Passing Yards, Season

- 9 Tony Romo, 2012
- 8 Tony Romo, 2009
- 7 Tony Romo, 2007
- 7 Dak Prescott, 2019

Most Consecutive Games, 300 or More Passing Yards

- 3 Dak Prescott, 2020
- 3 Tony Romo, 2007
- 3 Tony Romo, 2012
- 2 Don Meredith, 1963
- 2 Vinny Testaverde, 2004
- 2 Tony Romo, 2007, 2008 (2 times), 2009 (2 times), 2011, 2012 (2 times)
- 2 Dak Prescott, 2016 (once), 2019 (2 times), 2021 (once)

Longest Pass Completion (All TDs except as noted)

- 95 Don Meredith (to Hayes), vs. Wash., 11/13/66
- 91 Roger Staubach (to Dorsett), vs. Balt., 9/4/78
- 90 Troy Aikman (to Harper), @ San Francisco, 11/13/94 (no TD)

- 90 Troy Aikman (to Tucker), vs. N.Y. Giants, 1/2/00
- 90 Dak Prescott (to Cooper), vs. Washington, 11/22/18

Longest Pass Completion, Opponent (All TDs)

- 94 Norm Snead (to Rich Houston), @ N.Y. Giants, 9/24/72
- 92 Sam Darnold (to Robby Anderson), @ N.Y. Jets, 10/13/19
- 91 Mike Vick (to DeSean Jackson), vs. Philadelphia, 12/12/10

YARDS-PER-ATTEMPT

Career (1,500 att.)

- 7.89 Tony Romo, 2003-16 (4,335-34,183)
- 7.67 Roger Staubach, 1969-79 (2,958-22,700)
- 7.64 Dak Prescott, 2016-21 (2,889-22,083)

Season (Qualifiers)

- 8.92 Roger Staubach, 1971 (211-1,882)
- 8.79 Craig Morton, 1970 (207-1,819)
- 8.67 Craig Morton, 1969 (302-2,619)
- 8.61 Tony Romo, 2006 (220-2,903)

Game (20 att.)

- 15.15 Don Meredith, vs. Philadelphia, 10/9/66 (26-394)
- 14.92 Don Meredith, vs. N.Y. Giants, 9/18/66 (24-358)
- 14.86 Jon Kitna, @ N.Y. Giants, 11/14/10 (22-327)

TOUCHDOWNS

Career

248	Tony Romo, 2003-16
165	Troy Aikman, 1989-2000
155	Danny White, 1976-88

Season

37	Dak Prescott, 2021
36	Tony Romo, 2007
34	Tony Romo, 2014

Season, Rookie

23	Dak Prescott, 2016
9	Troy Aikman, 1989
7	Chad Hutchinson, 2002

Game

5	Eddie LeBaron, @ Pittsburgh, 10/21/62
5	Don Meredith, vs. N.Y. Giants, 9/18/66
5	Don Meredith, vs. Philadelphia, 10/9/66
5	Don Meredith, vs. Philadelphia, 9/29/68
5	Craig Morton, vs. Philadelphia, 10/19/69
5	Craig Morton, vs. Houston, 12/20/70
5	Danny White, @ N.Y. Giants, 10/20/83
5	Troy Aikman, @ Washington, 9/12/99 (OT)
5	Tony Romo, vs. Tampa Bay, 11/23/06
5	Tony Romo, vs. Denver, 10/6/13
5	Dak Prescott, @ Philadelphia, 1/8/22

Game, Rookie

4	Troy Aikman, vs. Rams, 12/3/89
3	Dak Prescott, 4 times, last vs. Detroit, 12/26/16

Game, Opponent

6	Y.A. Tittle, @ N.Y. Giants, 12/16/62
5	Charley Johnson, @ St. Louis, 12/9/62
5	Sonny Jurgensen, @ Philadelphia, 11/26/61
5	Bill Nelsen, @ Cleveland, 11/2/69
5	Daunte Culpepper, @ Minnesota, 9/12/04
5	Drew Brees, vs. New Orleans, 12/10/06
5	Tom Brady, vs. New England, 10/14/07
5	Russell Wilson, @ Seattle, 9/27/20

Most Games, Four or More Touchdown Passes, Career

10	Tony Romo, 2003-14
8	Danny White, 1976-88
7	Dak Prescott, 2016-21

Most Games, Four or More Touchdown Passes, Season

4	Tony Romo, 2007
3	Don Meredith, 1966
3	Dak Prescott, 2021

Most Consecutive Games, Four or More TD Passes

2	Tony Romo, @ N.Y. Giants, 11/11/07 and vs. Washington, 11/18/07
---	---

Most Consecutive Games, Touchdown Pass

38	Tony Romo, 2012-14
20	Tony Romo, 2009-11
17	Tony Romo, 2006-07

HAD INTERCEPTED

Career

141	Troy Aikman, 1989-2000
132	Danny White, 1976-88
117	Tony Romo, 2003-16

Season

25	Eddie LeBaron, 1960
25	Danny White, 1980
23	Danny White, 1983

Game

5	Eddie LeBaron, vs. Philadelphia, 9/30/60
5	Eddie LeBaron, vs. St. Louis, 11/5/61
5	Danny White, @ N.Y. Giants, 11/9/80
5	Steve Pelluer, vs. Raiders, 11/9/86
5	Troy Aikman, @ N.Y. Giants, 10/15/00
5	Tony Romo, @ Buffalo, 10/8/07
5	Tony Romo, vs. Chicago, 10/1/12

Game, Opponent

6	Pete Liske, @ Philadelphia, 9/26/71
5	Five times, last by Dan Marino, vs. Miami, 11/25/99

Most Consecutive Passes Attempted, None Intercepted

291	Dak Prescott, 2019-20
216	Troy Aikman, 1999
184	Troy Aikman, 1995
184	Dak Prescott, 2016

Most Attempts, No Interceptions, Game

57	Troy Aikman, vs. Minnesota, 11/26/98
55	Tony Romo, @ N.Y. Giants, 12/16/09
50	Vinny Testaverde, @ Minnesota, 9/12/04
50	Tony Romo, vs. Cleveland, 11/18/12

Most Attempts, No Interceptions, Game, Opponent

56	Warren Moon, @ Houston, 11/10/91
55	Jeff Garcia, vs. San Francisco, 12/8/02
53	Drew Brees, vs. New Orleans, 12/23/12
53	Kirk Cousins, vs. Washington, 10/24/16

LOWEST PERCENTAGE PASSES INTERCEPTED

Career (1,500 att.)

1.70	Dak Prescott, 2016-21 (2,889-50)
2.70	Tony Romo, 2003-16 (4,335-117)
2.99	Troy Aikman, 1989-2000 (4,715-141)

Season (Qualifiers)

0.87	Dak Prescott, 2016 (459-4)
1.52	Dak Prescott, 2018 (526-8)
1.53	Troy Aikman, 1993 (392-6)

Season, Rookie (Qualifiers)

0.87	Dak Prescott, 2016 (459-4)
3.20	Chad Hutchinson, 2002 (250-8)
6.14	Troy Aikman, 1989 (293-18)

TIMES SACKED

Career

311	Roger Staubach, 1969-79
259	Troy Aikman, 1989-2000
251	Don Meredith, 1960-68

Season

58	Don Meredith, 1964
56	Dak Prescott, 2018
49	Drew Bledsoe, 2005

Game

11	Steve Pelluer, @ San Deigo, 11/16/86
11	Troy Aikman, vs. Philadelphia, 9/15/91
9	Craig Morton, @ Green Bay, 10/24/65

Game, Opponent

12	Warren Moon, @ Houston, 9/29/85
11	Greg Landry, vs. Detroit, 10/6/75
11	David Norrie, @ N.Y. Jets, 10/4/87

Highest Attempts/Sack Ratio, Career (1,500 att.)

19.2	Troy Aikman, 1989-2000 (4,974-259)
17.5	Tony Romo, 2003-16 (4,331-248)
16.4	Dak Prescott, 2016-21 (2,889-176)

Highest Attempts/Sack Ratio, Season (Qualifiers)

36.0	Troy Aikman, 1998 (324-9)
31.9	Troy Aikman, 1995 (446-14)
26.8	Troy Aikman, 1996 (483-18)

PASS RECEIVING

RECEPTIONS

Most Seasons Leading Team

8	Michael Irvin, 1991-98
8	Jason Witten, 2004, 2007-12, 2015
5	Tony Hill, 1979-82, 1985

Most Consecutive Seasons Leading Team

8	Michael Irvin, 1991-98
6	Jason Witten, 2007-12
4	Drew Pearson, 1974-77

Most Consecutive Games Leading or Tied Team Lead

8	Michael Irvin, 1991-92
8	Raghib Ismail, 1999
7	Raghib Ismail, 2001
6	Lance Rentzel, 1968-69
6	Bob Hayes, 1966-67
6	Billy Howton, 1961-62

Career

1,215	Jason Witten, 2003-17, 2019
750	Michael Irvin, 1988-99
531	Dez Bryant, 2010-17

Season

111	Michael Irvin, 1995
110	Jason Witten, 2012
96	Jason Witten, 2007

Season, Rookie

74	CeeDee Lamb, 2020
46	Bob Hayes, 1965
45	Dez Bryant, 2010

Game	18 Jason Witten, vs. N.Y. Giants, 10/28/12
	15 Jason Witten, @ Detroit, 12/9/07
	14 Jason Witten, @ N.Y. Giants, 12/6/09
Game, Rookie	9 Dez Bryant, @ Green Bay, 11/7/10
	8 Bob Hayes, vs. Philadelphia, 10/10/65
	8 Jason Witten, vs. Miami, 11/27/03
	8 Dez Bryant, @ Washington, 9/12/10
	8 CeeDee Lamb, vs. N.Y. Giants, 10/11/20
Game, Opponent	14 Seven times, last Zach Ertz, vs. Philadelphia, 11/11/18
Most Consecutive Games, Pass Reception	130 Jason Witten, 2008-16
	117 Michael Irvin, 1990-98
	72 Tony Hill, 1981-86
Most Seasons 50 or More Pass Receptions	15 Jason Witten, 2004-17, 2019
	8 Michael Irvin, 1991-98
	6 Dez Bryant, 2011-14, 2016-17
	YARDS
Most Seasons Leading Team	8 Tony Hill, 1978-85
	8 Michael Irvin, 1991-98
	5 Bob Hayes, 1965-67, 1970-71
Most Consecutive Seasons Leading Team	8 Tony Hill, 1978-85
	8 Michael Irvin, 1991-98
	4 Frank Clarke, 1961-64
	4 Drew Pearson, 1974-77
Career	12,977 Jason Witten, 2003-17, 2019
	11,904 Michael Irvin, 1988-99
	7,988 Tony Hill, 1977-86
Season	1,603 Michael Irvin, 1995
	1,523 Michael Irvin, 1991
	1,396 Michael Irvin, 1992
Season, Rookie	1,003 Bob Hayes, 1965
	935 CeeDee Lamb, 2020
	744 Mike Sherrard, 1986
Game	250 Miles Austin, @ Kansas City, 10/11/09
	246 Bob Hayes, @ Washington, 11/13/66
	241 Frank Clarke, vs. Washington, 9/16/62
Game, Rookie	203 James Dixon, @ Phoenix, 11/12/89
	177 Bob Hayes, vs. Philadelphia, 10/10/65
	170 Antonio Bryant, @ Washington, 12/29/02
Game, Opponent	329 Calvin Johnson, @ Detroit, 10/27/13
	238 Harold Jackson, @ LA Rams, 10/14/73
	210 DeSean Jackson, vs. Philadelphia, 12/12/10
Longest Pass Reception (All TDs except as noted)	95 Bob Hayes (from Meredith), vs. Washington, 11/13/66
	91 Tony Dorsett (from Staubach), vs. Balt., 9/4/78
	90 Alvin Harper (from Aikman), @ San Francisco, 11/13/94 (No TD)
	90 Jason Tucker (from Aikman), vs. N.Y. Giants, 1/2/00
	90 Amari Cooper (from Prescott), vs. Washington, 11/22/18
Longest Pass Reception, Opponent (All TDs)	94 Rich Houston (from Norm Snead), @ N.Y. Giants, 9/24/72
	92 Robby Anderson (Sam Darnold), @ N.Y. Jets, 10/13/19
	91 DeSean Jackson (from Michael Vick), vs. Philadelphia, 12/12/10
Most Seasons 1,000 or More Yards Pass Receiving	7 Michael Irvin, 1991-95, 1997-98
	4 Jason Witten, 2007, 2009-10, 2012
	3 Terrell Owens, 2006-08
	3 Dez Bryant, 2012-14

Most Games, 100 or More Yards Pass Receiving, Career	47 Michael Irvin, 1988-99
	26 Tony Hill, 1977-86
	23 Bob Hayes, 1965-74
Most Games, 100 or More Yards Pass Receiving, Season	11 Michael Irvin, 1995
	7 Michael Irvin, 1991
	6 Bob Hayes, 1967
	6 Michael Irvin, 1992
	6 Terrell Owens, 2007
Most Consecutive Games, 100 or More Yards Pass Receiving	7 Michael Irvin, 1995
	4 Terrell Owens, 2007
	3 Lance Rentzel, 1968-69
	3 Michael Irvin, 1991
	3 Michael Irvin, 1992
	3 Michael Irvin, 1993
	3 Michael Irvin, 1995
	AVERAGE GAIN
Career (200 receptions)	20.0 Bob Hayes, 1965-74 (365-7,295)
	18.6 Frank Clarke, 1960-67 (281-5,214)
	16.7 Tony Hill, 1977-86 (479-7,988)
Season (Qualifiers)	26.1 Bob Hayes, 1970 (34-889)
	24.9 Alvin Harper, 1994 (33-821)
	24.0 Bob Hayes, 1971 (35-840)
Game (3 receptions)	45.3 Alvin Harper, @ San Fran., 11/13/94 (3-136)
	44.3 Tony Hill, @ Washington, 9/5/83 (3-133)
	42.0 Frank Clarke, @ N.Y. Giants, 10/20/63 (4-168)
	TOUCHDOWNS
Career	73 Dez Bryant, 2010-17
	72 Jason Witten, 2003-17, 2019
	71 Bob Hayes, 1965-74
Season	16 Dez Bryant, 2014
	15 Terrell Owens, 2007
	14 Frank Clarke, 1962
Season, Rookie	12 Bob Hayes, 1965
	6 Antonio Bryant, 2002
	6 Dez Bryant, 2010
	5 Billy Joe Dupree, 1973
	5 Mike Sherrard, 1986
	5 Michael Irvin, 1988
	5 Terrance Williams, 2013
	5 CeeDee Lamb, 2020
Game	4 Bob Hayes, vs. Houston, 12/20/70
	4 Terrell Owens, vs. Washington, 11/18/07
	3 16 times, last by Michael Gallup, vs. Washington 12/29/19
Game, Opponent	4 Harold Jackson, @ Rams, 10/14/73
	4 Sterling Sharpe, vs. Green Bay, 11/24/94
Most Consecutive Games, Touchdown	7 Frank Clarke, 1961-62
	7 Bob Hayes, 1965-66
	7 Terrell Owens, 2007
	7 Dez Bryant, 2012
	6 Frank Clarke, 1963
	6 Bob Hayes, 1966-67
	6 Michael Irvin, 1995
	RUSHING-RECEIVING
Most Seasons Leading Team	13 Emmitt Smith, 1990-2002
	9 Tony Dorsett, 1977-85
	6 Ezekiel Elliott, 2016-21
Most Consecutive Seasons Leading Team	13 Emmitt Smith, 1990-2002
	9 Tony Dorsett, 1977-85
	6 Ezekiel Elliott, 2016-21

ATTEMPTS

Career	
4,538	Emmitt Smith, 1990-2002 (ru-4,052, re-486)
3,137	Tony Dorsett, 1977-87 (ru-2,755, re-382)
1,938	Ezekiel Elliott, 2016-20 (ru-1,650, re-288)

Season	
449	DeMarco Murray, 2014 (ru-392, re-57)
439	Emmitt Smith, 1995 (ru-377, re-62)
432	Emmitt Smith, 1992 (ru-373, re-59)

Season, Rookie	
354	Ezekiel Elliott, 2016 (ru-322, re-32)
265	Emmitt Smith, 1990 (ru-241, re-24)
237	Tony Dorsett, 1977 (ru-208, re-29)

Game	
42	Emmitt Smith, @ N.Y. Giants, 1/2/94 (ru-32, re-10)
41	DeMarco Murray, @ Chicago, 12/4/14 (ru-32, re-9)
40	Ezekiel Elliott, vs. Philadelphia 12/9/18 (ru-28, re-12)

YARDS

Career	
20,174	Emmitt Smith, 1990-2002 (ru-17,162, re-3,012)
15,468	Tony Dorsett, 1977-87 (ru-12,036, re-3,432)
12,977	Jason Wittten, 2003-17, 2019 (re-12,977)

Season	
2,261	DeMarco Murray, 2014 (ru-1,845, re-416)
2,148	Emmitt Smith, 1995 (ru-1,773, re-375)
2,048	Emmitt Smith, 1992 (ru-1,713, re-335)

Season, Rookie	
1,994	Ezekiel Elliott, 2016 (ru-1,631, re-363)
1,280	Tony Dorsett, 1977 (ru-1,007, re-273)
1,174	Calvin Hill, 1969 (ru-942, re-232)

Game	
292	Herschel Walker, vs. Philadelphia, 12/14/86 (ru-122, re-170)
254	Tony Dorsett, vs. Baltimore, 9/4/78 (ru-147, re-107)
253	DeMarco Murray, vs. St. Louis, 10/23/11 (ru-253)

PUNTING

PUNTS

Career	
612	Danny White, 1976-88
591	Mike Saxon, 1985-92
494	Mat McBriar, 2004-11

Season	
94	Toby Gowin, 2003
86	Mike Saxon, 1986
86	Toby Gowin, 1997

Season, Rookie	
86	Toby Gowin, 1997
81	Mike Saxon, 1985
68	Mitch Hoopes, 1975

Game	
11	Danny White, vs. Philadelphia, 9/23/84
10	Many times, last by Filip Filipovic, @ Detroit 11/3/02

Game, Opponent	
11	Danny Villanueva, @ Rams, 9/30/62
11	John James, @ Atlanta, 9/15/74
11	Marv Bateman, vs. Buffalo, 11/15/76
11	Rich Camarillo, vs. New England, 11/22/84

Longest Punt	
84	Ron Widby, @ New Orleans, 11/3/68
75	Billy Lothridge, vs. N.Y. Giants, 10/11/64
75	Sam Baker, vs. Rams, 9/30/62
75	Mat McBriar, vs. Houston, 10/15/06

Longest Punt, Opponent	
81	Tom McNeill, @ New Orleans, 9/28/69
80	Randall Cunningham, vs. Phila., 10/16/94
78	Jerry Norton, vs. St. Louis, 11/5/61
78	Bill Van Heusen, @ Denver, 12/2/73

AVERAGE GROSS YARDS

Career (300 punts)	
45.3	Mat McBriar, 2004-11 (461-21,038)
44.5	Chris Jones, 2011-20 (483-21,475)
41.7	Toby Gowin, 1997-99,2003 (338-14,099)

Season (Qualifiers)	
48.4	Bryan Anger, 2021 (65-3,143)
48.2	Mat McBriar, 2006 (56-2,697)
47.9	Mat McBriar, 2010 (65-3,115)
47.1	Mat McBriar, 2007 (63-2,970)

Season, Rookie (Qualifiers)

42.8	Micah Knorr, 2000 (58-2,485)
41.9	Mike Saxon, 1985 (81-3,396)
41.8	John Jett, 1993 (56-2,342)
41.8	Toby Gowin, 1997 (86-3,592)

Game (4 punts)

56.8	Mat McBriar, vs. Houston, 10/15/06 (4-227)
55.3	Toby Gowin, vs. Chicago, 9/28/97 (6-332)
55.3	Chris Jones, at San Francisco, 10/2/16 (4-221)

Game, Opponent (4 punts)

57.8	Dustin Colquitt, vs. Atlanta, 11/14/21 (4-231)
56.8	Tress Way, vs. Washington, 12/29/19 (4-227)
55.8	Johnny Hekker, vs. LA Rams, 12/15/19 (6-332)

AVERAGE NET YARDS

Career (300 punts)

40.1	Chris Jones, 2011-20 (483-19,522)
38.1	Mat McBriar, 2004-11 (494-18,954)
35.5	Toby Gowin, 1997-99, 2003 (339-12,018)

Season (Qualifiers)

44.6	Bryan Anger, 2021 (65-2,900)
42.5	Chris Jones, 2015 (69-2,935)
41.7	Mat McBriar, 2010 (65-2,750)

Season, Rookie (Qualifiers)

38.1	Billy Lothridge, 1964 (62-2,361)
37.7	John Jett, 1993 (56-2,113)
36.2	Marv Bateman, 1972 (51-1,848)

Game (4 punts)

51.0	Bryan Anger, vs. Philadelphia, 9/27/21 (4-204)
50.6	Ron Widby, @ New Orleans, 11/3/68 (5-253)
50.5	Mat McBriar, vs. Minnesota, 10/21/07 (4-202)
50.1	Bryan Anger, vs. Las Vegas, 11/25/21 (7-351)

Game, Opponent (4 punts)

51.8	Johnny Hekker, vs. LA Rams, 12/15/19 (5-259)
51.6	Steve Weatherford, @ N.Y. Giants, 11/24/13 (5-273)
51.0	Pat Studstill, vs. Rams, 11/25/71 (4-204)

HAD BLOCKED

Career	
5	Danny White, 1976-88
4	Mike Saxon, 1985-92
4	Chris Jones, 2011-20
3	Micah Knorr, 2000-02
3	Mat McBriar, 2004-11

Season

3	Micah Knorr, 2001
2	Marv Bateman, 1973
2	Danny White, 1976
2	Mike Saxon, 1989

Most Consecutive Punts, None Blocked

341	Danny White, 1978-83
299	Mat McBriar, 2004-08
253	John Jett, 1993-96

INSIDE 20

Career	
187	Chris Jones, 2011-20
175	Mat McBriar, 2004-11
166	Mike Saxon, 1985-92

Season

38	Mat McBriar, 2009
34	Chris Jones, 2017
31	Toby Gowin, 1998

Game

6	Chris Jones, @ Philadelphia, 10/20/13
5	Danny Villanueva, @ Cleveland, 10/17/65
5	Duane Carrell, vs. St. Louis, 11/3/74
5	Toby Gowin, @ Washington, 10/13/97
5	Toby Gowin, vs. Philadelphia, 12/12/99
5	Toby Gowin, vs. Buffalo, 11/9/03
5	Mat McBriar, @ Seattle, 10/23/05
5	Mat McBriar, vs. Carolina, 9/28/09
5	Mat McBriar, vs. Philadelphia, 12/24/11

Fewest Touchbacks in a Season (Qualifiers)

1	Chris Jones, 2015
2	Danny White, 1982
2	Chris Jones, 2014, 2018, 2019
3	Allen Green, 1961
3	Danny Villanueva, 1966
3	Marv Bateman, 1972
3	John Jett, 1993
3	Mat McBriar, 2008, 2009
3	Brian Moorman, 2012

PUNT RETURNS

Most Seasons Leading Team

5	Bob Hayes, 1966-70
5	Kelvin Martin, 1987-88, 1991-92, 1996
3	Butch Johnson, 1976-78
3	Kevin Williams, 1993-95
3	Deion Sanders, 1997-99
3	Patrick Crayton, 2005, 2007, 2009
3	Dwayne Harris, 2012-14

Most Consecutive Seasons Leading Team

5	Bob Hayes, 1966-70
3	Butch Johnson, 1976-78
3	Kevin Williams, 1993-95
3	Deion Sanders, 1997-99
3	Dwayne Harris, 2012-14

RETURNS

Career

179	Kelvin Martin, 1987-92, 1996
146	Butch Johnson, 1976-83
111	Patrick Crayton, 2004-09

Season

54	James Jones, 1980
54	Gary Allen, 1984
51	Butch Johnson, 1978

Season, Rookie

54	James Jones, 1980
45	Butch Johnson, 1976
36	Kevin Williams, 1993

Game

9	Butch Johnson, vs. Buffalo, 11/15/76
8	Ron Fellows, vs. Cleveland, 11/25/82
8	Dedric Ward, @ Washington, 9/27/04

Game, Opponent

8	Phil McConkey, vs. N.Y. Giants, 11/4/84
7	Phillip Epps, vs. Green Bay, 9/23/84
7	Irving Fryar, vs. New England, 11/22/84
7	Vai Sikahema, @ St. Louis, 9/13/87

FAIR CATCHES

Career

69	Patrick Crayton, 2004-09
61	Kelvin Martin, 1987-92, 1996
42	Kevin Williams, 1993-96

Season

23	Patrick Crayton, 2009
20	Patrick Crayton, 2007
18	Cole Beasley, 2018
18	Golden Richards, 1973
18	Kelvin Martin, 1992

Game

5	Patrick Crayton, @ Washington, 12/27/09
4	Golden Richards, @ New England, 11/16/75
4	Golden Richards, @ Washington, 11/7/74
4	Kelvin Martin, vs. Philadelphia, 12/18/88
4	Patrick Crayton, vs. Kansas City, 12/11/05
4	Patrick Crayton, @ N.Y. Giants, 11/11/07
4	Patrick Crayton, vs. Philadelphia, 12/16/07
4	Patrick Crayton, @ N.Y. Giants, 12/6/09
4	Cole Beasley, vs. Philadelphia, 12/9/18

Game, Opponent

5	Amani Toomer, N.Y. Giants, 9/8/96
5	Jimmy Williams, @ Seattle, 10/23/05
5	Chad Hall, vs. Philadelphia, 12/24/11
5	Damaris Johnson, @ Philadelphia, 10/20/13

YARDS GAINED

Career

1,803	Kelvin Martin, 1987-92, 1996
1,313	Butch Johnson, 1976-83
1,184	Deion Sanders, 1995-99

Season

548	James Jones, 1980
532	Kelvin Martin, 1992
489	Butch Johnson, 1976

Season, Rookie

548	James Jones, 1980
489	Butch Johnson, 1976
418	Mel Renfro, 1964

Game

124	Kelvin Martin, @ Philadelphia, 12/15/91
122	Bob Hayes, vs. Pittsburgh, 12/8/68
117	Mel Renfro, vs. Green Bay, 11/29/64
117	Butch Johnson, vs. Buffalo, 11/15/76

Game, Opponent

139	Darrien Gordon, @ Atlanta, 11/11/01
123	Tiki Barber, @ N.Y. Giants, 10/18/99
111	Dante Hall, vs. St. Louis, 9/30/07

Longest Punt Return (All TDs)

98	Dennis Morgan, vs. St. Louis, 10/13/74
97	Bryan McCann, vs. Detroit, 11/21/10
93	Dez Bryant, vs. N.Y. Giants, 10/25/10

Longest Punt Return/Opponent (All TDs)

98	Terance Mathis, @ N.Y. Jets, 11/4/90
98	Damaris Johnson, vs. Philadelphia, 12/2/12
85	Tiki Barber, @ N.Y. Giants, 10/18/99
85	Dante Hall, vs. St. Louis, 9/30/07

AVERAGE YARDAGE

Career (75 returns)

13.3	Deion Sanders, 1995-99 (89-1,184)
11.1	Bob Hayes, 1965-74 (104-1,158)
11.1	Dwayne Harris, 2011-14 (87-965)

Season (Qualifiers)

20.8	Bob Hayes, 1968 (15-312)
16.1	Dwayne Harris, 2012 (22-354)
15.6	Deion Sanders, 1998 (24-375)

Season, Rookie (Qualifiers)

15.1	Dennis Morgan, 1974 (19-287)
13.1	Mel Renfro, 1964 (32-418)
13.4	Reggie Swinton, 2001 (31-414)

Game (3 returns)

40.7	Bob Hayes, vs. Pittsburgh, 12/8/68 (3-122)
32.0	Kevin Williams, vs. Wash., 11/20/94 (3-96)
29.3	Mel Renfro, vs. Green Bay, 11/29/64 (4-117)

Game, Opponent (3 returns)

46.3	Darrien Gordon, @ Atlanta, 11/11/01 (3-139)
32.3	Brandon Banks, @ Washington, 11/20/11 (3-97)
31.7	Domenik Hixon, @ N.Y. Giants, 12/6/09

TOUCHDOWNS

Career

4	Deion Sanders, 1995-99
3	Bob Hayes, 1965-74
3	Kelvin Martin, 1987-92, 1996
3	Kevin Williams, 1993-96

Season

2	Bob Hayes, 1968
2	Kelvin Martin, 1992
2	Kevin Williams, 1993
2	Deion Sanders, 1998
2	Wane McGarity, 2000
2	Patrick Crayton, 2009
2	Dez Bryant, 2010

Game

1	Many times, last by Ryan Switzer, vs. Washington, 11/30/17
---	--

KICKOFF RETURNS

Most Seasons Leading Team

3	Mel Renfro, 1964-66
3	Butch Johnson, 1976-78
3	Kevin Williams, 1993-95
3	Patrick Crayton, 2006-08
3	Dwayne Harris, 2011, 2013-14
3	Tony Pollard, 2019-21

Most Consecutive Seasons Leading Team

3	Mel Renfro, 1964-66
3	Butch Johnson, 1976-78
3	Kevin Williams, 1993-95
3	Patrick Crayton, 2006-08
3	Tony Pollard, 2019-21

RETURNS

Career

144	Kevin Williams, 1993-96
101	James Dixon, 1989-91
98	Tyson Thompson, 2005-07

Season

57	Tyson Thompson, 2005
56	Reggie Swinton, 2001
51	Jason Tucker, 2000

Season, Rookie

57	Tyson Thompson, 2005
47	James Dixon, 1989
40	Mel Renfro, 1964

Game

8	Mel Renfro, vs. Green Bay, 11/29/64
8	Woody Dantzler, @ N.Y. Giants, 12/15/02
7	Robert Lavette, @ N.Y. Giants, 10/6/85
7	Reggie Swinton, vs. Philadelphia, 11/18/01

Game, Opponent

8	Mel Gray, @ Detroit, 11/8/92
8	Brian Mitchell, @ N.Y. Giants, 9/15/03
7	Six times, last by Correll Buckhalter, vs. @ Philadelphia, 11/4/07

YARDS**Career**

3,416	Kevin Williams, 1993-96
2,416	Tyson Thompson, 2005-07
2,315	James Dixon, 1989-91

Season

1,399	Tyson Thompson, 2005
1,327	Reggie Swinton, 2001
1,181	James Dixon, 1989

Season, Rookie

1,399	Tyson Thompson, 2005
1,181	James Dixon, 1989
1,017	Mel Renfro, 1964

Game

247	Felix Jones, vs. Philadelphia, 9/15/08
213	Reggie Swinton, @ Philadelphia, 9/22/02
205	Jason Tucker, @ N.Y. Giants, 10/15/00

Game, Opponent

247	Tim Brown, @ Philadelphia, 11/6/66
194	Brian Mitchell, @ N.Y. Giants, 9/15/03
193	Ahmad Bradshaw, vs. N.Y. Giants, 9/9/07

Longest Kickoff Return (All TDs)

102	Alexander Wright, vs. Atlanta, 12/22/91
101	Amos Marsh, vs. Philadelphia, 10/14/62
101	Ike Thomas, vs. N.Y. Jets, 12/4/71

Longest Kickoff Return, Opponent (All TDs)

108	Roy Green, St. Louis, 10/21/79
108	Jacoby Jones, @ Baltimore, 10/14/12
103	Terrence McGee, @ Buffalo, 10/8/07

AVERAGE YARDAGE**Career (75 returns)**

26.5	Dwayne Harris, 2011-14 (77-2,040)
26.4	Mel Renfro, 1964-77 (85-2,246)
25.3	Herschel Walker, 1986-89, 1996-97 (77-1,946)

Season (Qualifiers)

30.6	Dwayne Harris, 2013 (28-857)
30.0	Mel Renfro, 1965 (21-630)
28.9	Herschel Walker, 1996 (27-779)

Season, Rookie (Qualifiers)

27.9	Jason Tucker, 1999 (22-613)
26.5	Bob Hayes, 1965 (17-450)
25.7	Amos Marsh, 1961 (26-667)

Game (3 returns)

48.0	Mark Washington, @ Wash., 11/22/70 (3-144)
43.7	Reggie Swinton, vs. Tampa Bay, 9/9/01 (3-131)
43.6	Ike Thomas, vs. Rams, 11/25/71 (3-131)

Game, Opponent (3 returns)

53.0	Jacoby Jones, @ Baltimore, 10/14/12 (3-159)
49.7	Dwayne Harris, @ N.Y. Giants, 10/25/15 (3-149)
49.4	Tim Brown, @ Philadelphia, 11/6/66 (5-247)

TOUCHDOWNS**Career**

2	Mel Renfro, 1964-77
2	Ike Thomas, 1971
2	Alexander Wright, 1990-91

Season

2	Ike Thomas, 1971
---	------------------

Game

1	Many times last by Tony Pollard, vs. Las Vegas, 11/25/21
---	--

Game, Opponent

2	Tim Brown, @ Philadelphia, 11/6/66
---	------------------------------------

COMBINED KICK RETURNS**MOST RETURNS****Career**

239	Kevin Williams, 1993-96 (p-95, k-144)
230	Kelvin Martin, 1987-92, 1996 (p-179, k-51)
225	Butch Johnson, 1976-83 (p-146, k-79)

Season

87	Gary Allen, 1984 (p-54, k-33)
87	Reggie Swinton, 2001 (p-31, k-56)
86	James Jones, 1980 (p-54, k-32)

Game

12	Mel Renfro, vs. G.B., 11/29/64 (p-4, k-8)
11	Butch Johnson, vs. Buff., 11/15/76 (p-9, k-2)
11	Reggie Swinton, vs. Denver, 11/22/01 (p-5, k-6)

Game, Opponent

12	Larry Jones, vs. Wash., 12/13/75 (p-6, k-6)
10	Phil McConkey, vs. N.Y. Giants, 11/4/84 (p-8, k-2)
10	Stump Mitchell, @ St. Louis, 9/11/83 (p-5, k-5)
10	Brian Mitchell, vs. Wash., 11/20/94 (p-5, k-5)
10	Reggie Swinton, vs. Arizona, 10/30/05 (p-3, k-7)

YARDS GAINED**Career**

4,329	Kevin Williams, 1993-96 (p-913, k-3,416)
3,145	Butch Johnson, 1976-83 (p-1,313, k-1,832)
3,088	Mel Renfro, 1964-77 (p-842, k-2,246)

Season

1,741	Reggie Swinton, 2001 (p-414, k-1,327)
1,497	Kevin Williams, 1994 (p-349, k-1,148)
1,435	Mel Renfro, 1964 (p-418, k-1,017)

Game

273	Mel Renfro, vs. G.B., 11/29/64 (p-117, k-156)
247	Felix Jones, vs. Philadelphia, 9/15/08 (k-247)
224	Reggie Swinton, vs. Denver, 11/22/01 (p-100, k-124)

Game, Opponent

247	Tim Brown, @ Philadelphia, 11/6/66 (k-247)
213	Stump Mitchell, St. Louis, 9/11/83 (p-53, k-160)
212	Brian Mitchell, vs. Wash., 11/20/94 (p-32, k-180)

TOUCHDOWNS**Career**

4	Kevin Williams, 1993-94 (p-3, k-1)
4	Deion Sanders, 1995-99 (p-4)
3	Bob Hayes, 1965-74 (p-3)
3	Mel Renfro, 1964-77 (p-1, k-2)
3	Kelvin Martin, 1987-92 (p-3)

Season

2	Bob Hayes, 1968 (p-2)
2	Ike Thomas, 1971 (k-2)
2	Kelvin Martin, 1992 (p-2)
2	Kevin Williams, 1993 (p-2)
2	Kevin Williams, 1994 (p-1, k-1)
2	Deion Sanders, 1998 (p-2)
2	Wane McGarity, 2000 (p-2)
2	Patrick Crayton, 2009 (p-2)
2	Dez Bryant, 2010 (p-2)

Game

1	Many times last by Tony Pollard, vs. Las Vegas, 11/25/21
---	--

Game, Opponent

2	Tim Brown, @ Philadelphia, 11/6/66 (k-2)
---	--

COMBINED NET YARDS

Rushing, receiving, interception returns, kickoff returns, punt returns and fumble returns

Most Seasons Leading Team

10	Emmitt Smith, 1990-96, 1998-2000
9	Tony Dorsett, 1977-85
4	Herschel Walker, 1986-88, 1997
4	Ezekiel Elliott, 2016-2019

Most Consecutive Seasons Leading Team

9	Tony Dorsett, 1977-85
7	Emmitt Smith, 1990-96
4	Ezekiel Elliott, 2016-19

ATTEMPTS**Career**

4,538	Emmitt Smith, 1990-2002
3,153	Tony Dorsett, 1977-87
1,938	Ezekiel Elliott, 2016-21

Season

449	DeMarco Murray, 2014
439	Emmitt Smith, 1995
433	Emmitt Smith, 1992

Game

42	Emmitt Smith, @ N.Y. Giants, 1/2/94 (ru-32, re-10)
41	DeMarco Murray, @ Chicago, 12/4/14 (ru-32, re-9)
40	Ezekiel Elliott, vs. Philadelphia, 12/9/18 (ru-28, re-12)

YARDS**Career**

20,174	Emmitt Smith, 1990-2002
15,501	Tony Dorsett, 1977-87
12,977	Jason Witten, 2003-17, 2019

Season

2,261	DeMarco Murray, 2014
2,148	Emmitt Smith, 1995
2,048	Emmitt Smith, 1992

Season, Rookie

1,994	Ezekiel Elliott, 2016
1,688	James Dixon, 1989
1,598	Bob Hayes, 1965

Game

331	Jason Tucker, @ New Orleans, 12/24/99
307	Kevin Williams, @ Arizona, 12/25/95
292	Herschel Walker, vs. Philadelphia, 12/14/86

INTERCEPTIONS**Most Seasons Leading Team**

5	Everson Walls, 1981-82, 1985, 1987-88
5	Terence Newman, 2003-04, 2008, 2010, 2011
4	Cornell Green, 1963, 1965-67

Most Consecutive Seasons Leading Team

3	Don Bishop, 1960-62
3	Cornell Green, 1965-67

Career

52	Mel Renfro, 1964-77
44	Everson Walls, 1981-89
41	Charlie Waters, 1970-78, 1980-81

Season

11	Everson Walls, 1981
11	Trevon Diggs, 2021
10	Mel Renfro, 1969

Season, Rookie

11	Everson Walls, 1981
7	Mel Renfro, 1964
7	Michael Downs, 1981

Game

3	Herb Adderley, @ Philadelphia, 9/26/71
3	Lee Roy Jordan, vs. Cincinnati, 11/4/73
3	Dennis Thurman, vs. Philadelphia, 12/13/81
3	Terence Newman, @ Detroit, 10/19/03

Consecutive Games Intercepted By

6	Trevon Diggs, 2021
5	Don Bishop, 1961
4	Charlie Waters, 1972-73
4	Dennis Thurman, 1985

Game, Opponent

3	Eight times, last by Adrian Wilson, @ Arizona, 10/20/02
---	---

YARDS GAINED**Career**

626	Mel Renfro, 1964-77
584	Charlie Waters, 1970-78, 1980-81
562	Dennis Thurman, 1978-85

Season

211	Cornell Green, 1963
187	Dennis Thurman, 1981
182	Herb Adderley, 1971

Season, Rookie

136	Mike Gaechter, 1962
133	Everson Walls, 1981
110	Mel Renfro, 1964

Game

121	Mike Gaechter, vs. Washington, 11/3/63
102	Herb Adderley, @ Philadelphia, 9/26/71
101	Bryan McCann, @ N.Y. Giants, 11/14/10

Game, Opponent

110	Jim Steffen, @ Washington, 9/29/63
103	Aqib Talib, @ Denver, 9/17/17
102	Erich Barnes, vs. N.Y. Giants, 10/15/61

Longest Returns (All TDs except as noted)

101	Bryan McCann, @ N.Y. Giants, 11/14/10
100	Mike Gaechter, vs. Philadelphia, 10/14/62
96	Dennis Thurman, @ Washington, 9/6/81 (no TD)

Longest Return, Opponent (All TDs)

104	James Willis and Troy Vincent, vs. Phila., 11/3/96
103	Aqib Talib @ Denver, 9/17/17
102	Erich Barnes, vs. N.Y. Giants, 10/15/61
102	Lito Sheppard, vs. Philadelphia, 10/8/06

TOUCHDOWNS**Career**

4	Dennis Thurman, 1977-85
4	Dexter Coakley, 1997-2002
3	Mel Renfro, 1964-77
3	Lee Roy Jordan, 1963-76
3	Larry Cole, 1968-80
3	Roy Williams, 2002-2008
3	Terence Newman, 2003-11

Season

2	Larry Brown, 1995
2	George Teague, 1999
2	Dexter Coakley, 2001
2	Roy Williams, 2002
2	Trevon Diggs, 2021

Game

1	Many times, last by DeMarcus Lawrence vs. Washington, 12/26/21
---	--

FUMBLES**OPPONENTS' FUMBLES RECOVERED****Career**

19	Ed Jones, 1974-78, 1980-89
16	Chuck Howley, 1961-73
16	Dave Edwards, 1963-75
16	Lee Roy Jordan, 1963-76
16	Cliff Harris, 1970-79

Season

5	Don Healy, 1961
4	Jerry Norton, 1962
4	Jethro Pugh, 1967
4	Larry Cole, 1971
4	Jethro Pugh, 1973
4	Dextor Clinkscale, 1983
4	Eugene Lockhart, 1985
4	Jay Ratliff, 2009

Game

2	Many times, last by Kevin Mathis, vs. Carolina, 10/11/98
---	--

Longest Fumble Returns (All TDs)

98	Greg Ellis, vs. Arizona, 10/3/99
97	Chuck Howley, vs. Atlanta, 10/2/66
86	Michael Downs, @ Houston, 12/13/82

Longest Fumble Returns, Opponent (All TDs)

96	Joe Lavender, @ Philadelphia, 9/23/74
96	Joselio Hanson, @ Philadelphia, 12/28/08
81	Andy Headen, @ N.Y. Giants, 9/9/84

OPPONENTS' FUMBLE**RETURNED FOR TOUCHDOWN****Career**

3	Bob Lilly, 1961-74
2	Cornell Green, 1962-74
2	Benny Barner, 1972-82
2	Mike Hegman, 1976-88
2	Michael Downs, 1981-88
2	Jim Jeffcoat, 1983-94

SACKS

Most Seasons Led Team

8	DeMarcus Ware, 2005-12
7	Harvey Martin, 1974-77, 1979-80, 1982
6	Greg Ellis, 1999, 2001-05
5	Jethro Pugh, 1968-72

Most Consecutive Seasons Leading Team

8	DeMarcus Ware, 2005-12
5	Jethro Pugh, 1968-72
5	Greg Ellis, 2001-05
4	George Andrie, 1964-67
4	Harvey Martin, 1974-77

TOTAL SACKS

Career

117.0	DeMarcus Ware, 2005-13
114.0	Harvey Martin, 1973-83
111.0	Randy White, 1975-88

Season

23.0	Harvey Martin, 1977
20.0	DeMarcus Ware, 2008
19.5	DeMarcus Ware, 2011

Season, Rookie

13.0	Micah Parsons, 2021
9.0	Willie Townes, 1966
9.0	Harvey Martin, 1973

Game

5.0	Bob Lilly, @ Pittsburgh, 11/20/66
5.0	Jim Jeffcoat, @ Washington, 11/10/85
4.0	Nine times, last by DeMarcus Ware, @ Philadelphia, 10/30/11

Game, Rookie

3.0	Randy White, @ Detroit, 10/6/75
3.0	Randy White, @ New England, 11/16/75
3.0	DeMarcus Ware, @ Carolina, 12/24/05
2.5	Six times, last by Micah Parsons, vs. Denver, 11/7/21

Game, Opponent

6.0	Adrian Clayborn, @ Atlanta, 11/12/17
5.0	Leslie O'Neal, @ San Diego, 11/16/86
4.5	Jim Katcavage, @ N.Y. Giants, 10/20/63
4.5	Clyde Simmons, vs. Philadelphia, 9/15/91

TACKLES

COMBINED TACKLES

Career

1,350	Darren Woodson, 1992-2003
1,236	Lee Roy Jordan, 1963-76
1,104	Randy White, 1975-88

Season

222	Eugene Lockhart, 1989
202	Bradie James, 2008
181	Bradie James, 2009

Season, Rookie

176	Leighton Vander Esch, 2018
136	Dexter Coakley, 1997
127	Roy Williams, 2002

Game

22	Sean Lee, @ N.Y. Giants, 12/11/16
21	Lee Roy Jordan, vs. Philadelphia, 9/26/71
21	Sean Lee, @ Seattle, 9/16/12
21	Sean Lee, @ San Diego, 9/29/13
20	Fred Strickland, @ N.Y. Giants, 11/24/96
20	Sean Lee, vs. Washington, 11/24/16
20	Sean Lee, @ N.Y. Giants, 12/10/17

Game, Rookie

19	Leighton Vander Esch, @ Philadelphia, 11/11/18
18	Anthony Hitchens, @ St. Louis, 9/21/14
18	Leighton Vander Esch, @ Houston, 10/7/18
18	Leighton Vander Esch, vs. Tampa Bay, 12/23/18

SOLO TACKLES

Career

787	Darren Woodson, 1992-2003
743	Lee Roy Jordan, 1963-76
701	Randy White, 1975-88

Season

154	Eugene Lockhart, 1989
125	Leighton Vander Esch, 2018
120	Sean Lee, 2016

Game

17	Sean Lee, @ N.Y. Giants, 12/11/16
16	Eugene Lockhart, vs. Phoenix, 10/29/89
15	Dexter Coakley, @ Seattle, 12/16/01
15	Dexter Coakley, @ Arizona, 10/20/02
15	Sean Lee, 5 times, last @ Philadelphia, 12/22/19
15	Leighton Vander Esch, at Philadelphia, 11/11/18



DeMarcus Ware, the Cowboys all-time sack leader (117.0), led Dallas in sacks for eight consecutive seasons (2005-12), the most seasons leading the team in franchise history.

ASSISTED TACKLES

Career	
563	Darren Woodson, 1992-2003
493	Lee Roy Jordan, 1963-76
470	Bradie James, 2003-11
Season	
117	Bradie James, 2008
101	Jerry Tubbs, 1960
Game	
15	Jerry Tubbs, vs. Chicago, 11/27/60
11	Danny McCray, vs. Tampa Bay, 9/23/12

SPECIAL TEAMS TACKLES

Career	
216	Bill Bates, 1983-97
134	Darren Woodson, 1992-2003
97	Keith Davis, 2002, 2004-08
Season	
32	Jim Schwantz, 1996
30	David Lang, 1995
28	Danny McCray, 2010

BLOCKED KICKS**BLOCKS**

(Extra points, Field Goals and Punts)

Career	
10	Cornell Green, 1962-74
9	Mike Gaechter, 1962-69
9	Ed Jones, 1974-78, 1980-89
Season	
3	Jethro Pugh, 1965
3	Ed Jones, 1978
3	Michael Downs, 1986
3	Flozell Adams, 2003
Game	
2	Billy Joe DuPree, vs. N.Y. Giants, 10/21/73
2	Leon Lett, vs. Detroit, 9/19/94
Game, Opponent	
2	Bob Freeman, vs. Philadelphia, 9/30/60
2	Matt Blair, @ Minnesota, 10/7/79

BLOCKED EXTRA POINTS

Career	
4	Flozell Adams, 1998-2008
2	Cornell Green, 1962-74
2	Mike Gaechter, 1962-69
2	Ed Jones, 1974-78, 1980-89

Season	
3	Flozell Adams, 2003
1	Many times, last by Chauncey Golston, 2021
Game	
1	Many times, last Chauncey Golston, at WAS, 12/12/21

Game, Opponent	
2	Bob Freeman, vs. Philadelphia, 9/30/60
2	Matt Blair, @ Minnesota, 10/7/79

BLOCKED FIELD GOALS

Career	
8	Cornell Green, 1962-74
7	Mike Gaechter, 1962-69
7	Ed Jones, 1974-78, 1980-89
Season	
2	Ten times, last by Leon Lett, 1994
1	Many times, last by Tyrone Crawford, 2017
Game	
2	Leon Lett, vs. Detroit, 9/19/94
1	Many times, last by Tyrone Crawford @ Washington, 10/29/17

Game, Opponent	
1	Many times, last by Star Lotulelei, vs. Buffalo, 11/28/19

BLOCKED PUNTS

Career	
4	Issiac Holt, 1989-92
2	Billy Joe DuPree, 1973-83
2	Thomas Henderson, 1975-79
2	Aaron Kyle, 1976-79
2	Charlie Waters, 1970-78, 1980-81
Season	
2	Billy Joe DuPree, 1973
2	Aaron Kyle, 1976
2	Issiac Holt, 1990

Game	
2	Billy Joe DuPree, vs. N.Y. Giants, 10/21/73
Game, Opponent	
1	Many times, last by Matt Slater, @ NE, 11/24/19



The Dallas Cowboys blocked three punts in 2021, one shy of the single-season team record, and recovered two of those blocked punts for a touchdown.

Cowboys Team Records

1960 — 12 games; 1961-77 — 14 games; 1978-2020 — 16 games; 2021 — 17 games.
NOTE: The 1982 regular season was reduced to nine games and the 1987 season to 15 games due to players' strikes. The (*) marks records that were set in a 17-game season, starting in 2021.

GAMES WON

Most Consecutive Games Won (Including postseason)

12 1971-72
11 2016
10 1993-94

Most Consecutive Games Won (Regular season)

11 1968-69
11 2016
9 1971-72, 1978-79
8 1977, 1991-92

Most Games Won, Season (Including postseason)

16 1992
15 1977, 1993, 1995
14 1971, 1978, 1980

Most Games Won, Season (Regular season)

13 1992, 2007, 2016
12 1968, 1977, 1978, 1980, 1981, 1983, 1993,
1994, 1995, 2014, 2021*

Most Consecutive Games Won, Season (Including postseason)

11 2016
10 1971
8 1977, 1978, 1993

Most Consecutive Games Won, Season (Regular season)

11 2016
8 1977
7 1971, 1983, 1993, 2007

Most Consecutive Games Won, Start of Season

8 1977
7 1983
6 1968, 1969

Most Consecutive Games Won, End of Season

7 1971
6 1978
5 1968, 1970, 1991, 1993

Most Consecutive Home Games Won (Including postseason)

18 1980-81
11 1971-72, 1991-92
9 1975-76

Most Consecutive Road Games Won (Including postseason)

9 2013 (1)-2014 (8)
7 1968, 1993-94, 2007
6 1966-67, 1975-76, 1978-79, 2016

GAMES LOST

Most Consecutive Games Lost

10 1960, 1988
9 1988-89

Most Consecutive Games Without Victory

12 1960
10 1988
9 1988-89

Most Games Lost, Season

15 1989
13 1988
12 2015

Most Consecutive Home Games Lost

14 1988-89
7 2015
6 1960

Most Consecutive Home Games Without Victory

14 1988-89
7 1962-63, 2015

Most Consecutive Away Games Lost

9 1962-63, 2000-2001
8 1997-98, 1999-2000

Most Consecutive Away Games Without Victory (Including postseason)

9 1962-63, 1999-2000, 2000-2001
8 1997-98
7 1960, 1964-65

SCORING

Most Points, Season

530 2021*
479 1983
467 2014

Most Points, Opponent, Season

473 2020
436 2010
432 2013

Fewest Points, Season

177 1960
204 1989
217 2002

Fewest Points, Opponent, Season

186 1968
194 1976
208 1978

Most Points, Game

59 vs. Detroit, 9/15/68
59 vs. San Francisco, 10/12/80
56 vs. Philadelphia, 10/9/66
56 vs. Washington, 12/26/21

Most Points, Opponent, Game

54 @ Minnesota, 10/18/70
52 @ St. Louis, 12/9/62
51 vs. Denver, 10/6/13

Most Points, Both Teams, Game

99 vs. Denver, 10/6/13 (Denver 51, Dallas 48)
87 vs. Cleveland, 10/4/20 (Cleveland 49, Dallas 38)
86 @ Buffalo, 9/19/71 (Dallas 49, Buffalo 37)

Fewest Points, Both Teams, Game

6 @ Philadelphia, 12/31/17 (Dallas, 6, Phil. 0)
8 @ Cleveland, 12/12/70 (Dallas 6, Clev. 2)
10 @ Houston, 11/24/74 (Dallas 10, Houston 0)

Most Points Overcome To Win Game

21 @ St. Louis (9/21/14)
21 vs. New Orleans, 10/21/84 (OT)
21 @ Washington, 9/12/99 (OT)
20 @ Washington, 9/5/83
20 vs. Atlanta, 9/20/2020

Most Points, Opponent, Overcome To Win Game

24 vs. Detroit, 10/2/11
23 vs. Green Bay, 12/15/13
21 @ Washington, 11/28/65

Most Points, First Half

42 vs. Philadelphia, 10/19/69
42 vs. Washington, 12/26/21
38 vs. N.Y. Jets, 12/4/71
38 vs. San Francisco, 10/12/80

Most Points, Opponent, First Half

35 @ Denver, 9/13/98
35 vs. Philadelphia, 11/15/04
34 @ Minnesota, 10/18/70
34 @ LA Rams, 10/14/73
34 @ Washington, 11/23/86

Most Points, Both Teams, First Half

55 vs. Raiders, 10/23/83
54 vs. Philadelphia, 9/15/08
52 @ N.Y. Giants, 12/16/62
52 @ Buffalo, 9/19/71
52 @ Denver, 9/13/98

Most Points, Second Half

- 36 vs. Green Bay, 11/24/94
- 31 @ Philadelphia, 9/29/68
- 31 @ Tennessee, 10/1/06
- 31 vs. Houston, 10/15/06
- 31 @ Chicago, 9/23/07

Most Points, Opponent, Second Half

- 38 @ St. Louis, 12/9/62
- 35 @ Green Bay, 11/23/97
- 31 vs. Detroit, 10/2/11

Most Points, Both Teams, Second Half

- 58 vs. St. Louis, 9/28/75 (OT)
- 51 vs. Denver, 10/6/13
- 50 vs. Green Bay, 11/24/94
- 50 @ N.Y. Giants, 12/30/18

Most Points, First Quarter

- 28 vs. Philadelphia, 10/19/69
- 28 vs. N.Y. Jets, 12/4/71
- 21 Five times, last vs. Washington, 12/26/21

Most Points, Opponent, First Quarter

- 22 @ Cincinnati, 12/8/85
- 21 Nine times, last vs. Washington, 1/3/16

Most Points, Both Teams, First Quarter

- 35 vs. Philadelphia, 10/19/69
- 35 vs. Atlanta, 12/22/91
- 28 vs. St. Louis, 11/23/67
- 28 vs. N.Y. Jets, 12/4/71
- 28 @ Denver, 9/13/98
- 28 @ St. Louis, 10/19/08

Most Points, Second Quarter

- 29 vs. Atlanta, 11/14/21
- 24 Six times, last @ Washington, 10/2/94

Most Points, Opponent, Second Quarter

- 28 vs. Philadelphia, 11/15/04
- 28 @ Green Bay, 11/7/10
- 28 vs. Washington, 11/22/12

Most Points, Both Teams, Second Quarter

- 42 @ N.Y. Giants, 12/16/62
- 42 vs. Philadelphia, 11/15/04
- 38 vs. Kansas City, 11/10/75
- 38 vs. LA Raiders, 10/23/83

Most Points, Third Quarter

- 24 vs. Chicago, 12/27/92
- 21 Eight times, last @ Chicago, 12/4/14

Most Points, Opponent, Third Quarter

- 24 @ Tennessee, 12/25/00
- 22 @ Washington, 9/12/99
- 21 @ Washington, 12/17/61
- 21 @ Cincinnati, 12/8/85
- 21 @ Green Bay, 10/24/04
- 21 vs. New Orleans, 12/10/06

Most Points, Both Teams, Third Quarter

- 35 @ Washington, 12/17/61
- 35 vs. St. Louis, 9/28/75
- 31 vs. New Orleans, 12/10/06

Most Points, Fourth Quarter

- 25 @ Carolina, 10/29/06
- 24 vs. Cleveland, 10/4/20

Most Points, Opponent, Fourth Quarter

- 24 @ Detroit, 10/27/13
- 22 @ Seattle, 12/6/04
- 21 Ten times, last vs. Washington, 11/26/20

Most Points, Both Teams, Fourth Quarter

- 41 @ Detroit, 10/27/13
- 36 @ Seattle, 12/6/04
- 35 vs. N.Y. Giants, 10/21/73
- 35 vs. San Francisco, 12/8/02

Most Consecutive Games Scoring

- 243 2003-18
- 218 1970-85
- 151 1991-2000

TOUCHDOWNS

Most Touchdowns, Season

- 64 2021*
- 60 1980
- 59 1983

Most Touchdowns, Opponent, Season

- 57 2020
- 52 1962
- 51 2010, 2013

Fewest Touchdowns, Season

- 23 1960
- 25 1989
- 26 2001, 2002, 2015

Fewest Touchdowns, Opponent, Season

- 23 1968
- 23 1973
- 23 1993

Most Touchdowns, Game

- 8 vs. Philadelphia, 10/9/66
- 8 vs. Detroit, 9/15/68
- 8 vs. San Francisco, 10/12/80
- 8 vs. Washington, 12/26/21

Most Touchdowns, Opponent, Game

- 7 vs. Cleveland, 10/16/60
- 7 @ St. Louis, 12/9/62
- 7 @ Cincinnati, 12/8/85
- 7 vs. Philadelphia, 11/15/04
- 7 @ New Orleans, 11/10/13

Most Touchdowns, Both Teams, Game

- 12 vs. Buffalo, 9/19/71
- 12 vs. Denver, 10/6/13
- 11 @ San Francisco, 12/12/77
- 11 vs. Minnesota, 11/26/87
- 11 vs. Cleveland, 10/4/20

Most Consecutive Games Score Touchdown

- 75 1979-84
- 73 1960-65
- 72 1965-70

POINT AFTER TOUCHDOWN

Most Points After Touchdowns, Season

- 59 1980
- 57 1983
- 56 1966, 2014

Most Point After Touchdowns, Opponent, Season

- 49 1962
- 49 2010
- 47 2013

Most Point After Touchdowns, Game

- 8 vs. Philadelphia, 10/9/66
- 8 vs. Detroit, 9/15/68
- 8 vs. San Francisco, 10/12/80
- 8 vs. Washington, 12/26/21

Most Point After Touchdowns, Opponent, Game

- 7 @ St. Louis, 12/9/62
- 7 vs. Philadelphia, 11/15/04
- 7 @ New Orleans, 11/10/13
- 6 13 times, last @ Denver, 9/17/17

Most Consecutive Point After Touchdowns (Kicking)

- 277 2010-17
- 236 2005-10
- 191 1996-2003

Most Two Point Conversions, Attempted, Season

- 10 2021*
- 6 2020
- 5 1997

Most Two Point Conversions Attempted, Opponent, Season

- 8 2020
- 7 2021*
- 6 2016

Most Two Point Conversions Made, Season

- 6 2021*
- 4 2020
- 3 2012

Most Two Point Conversions Made, Opponent, Season

- 4 2020, 2021*
- 3 1999, 2017
- 2 1997-98, 2003-04, 2010-11, 2013-14, 2019

FIELD GOALS

Most Field Goals Attempted, Season

41 2020
40 2019
39 1991

Most Field Goals Attempted, Opponent, Season

44 2008
39 1991
38 2002

Fewest Field Goals Attempted, Season

13 1960
17 1980
19 2002

Fewest Field Goals Attempted, Opp., Season

12 1976
15 1977
17 1992

Most Field Goals Attempted, Game

8 @ N.Y. Giants, 9/15/03
7 @ Chicago, 11/24/68
7 vs. Green Bay, 11/18/96

Most Field Goals Attempted, Opponent, Game

7 @ Philadelphia, 12/5/65
7 vs. LA Rams, 10/1/17
6 vs. San Francisco, 11/20/60
6 vs. St. Louis, 12/18/71
6 @ Green Bay, 10/1/72
6 @ Arizona, 10/13/02
6 @ Atlanta, 11/4/12

Most Field Goals Attempted, Both Teams, Game

9 @ Philadelphia, 12/5/65
9 @ Chicago, 11/24/68
9 @ N.Y. Giants, 9/15/03
9 @ Atlanta, 11/4/12

Most Field Goals Made, Season

34 1997, 2020
32 1996, 2011
30 1993, 2019, 2019

Most Field Goals Made, Opponent, Season

38 2008
30 2015
29 1991, 2012, 2021*

Fewest Field Goals Made, Season

6 1960
9 1963, 1967
10 1974, 1989

Fewest Field Goals Made, Opponent, Season

7 1976
8 1967
9 1968, 1969
11 1978

Most Field Goals Made, Game

7 vs. Green Bay, 11/18/96
7 @ N.Y. Giants, 9/15/03
6 vs. Washington, 9/26/11
5 @ Rams, 12/21/87
5 vs. Green Bay, 10/3/93
5 vs. N.Y. Giants, 12/17/95
5 @ Arizona, 9/7/97
5 vs. Philadelphia, 9/15/97
5 vs. Green Bay, 12/15/13

Most Field Goals Made, Opponent, Game

7 vs. LA Rams, 10/1/17
5 vs. Atlanta, 10/20/96
5 vs. Philadelphia, 11/18/01
5 vs. N.Y. Giants, 10/28/12
5 vs. Las Vegas, 11/25/21

Most Field Goals Made, Both Teams, Game

9 vs. Washington, 9/26/11
8 @ N.Y. Giants, 9/15/03
8 vs. LA Rams, 10/1/17

Most Consecutive Games Scoring Field Goal

18 1992-93
15 1996-97
14 2012, 2020-21

SAFETIES

Most Safeties, Season

3 1981
2 Many times, last 2003

Most Safeties, Opponent, Season

2 1960, 1986, 1988, 2002, 2006

Most Safeties, Game

2 vs. Philadelphia, 11/19/72
2 vs. Arizona, 10/5/03
1 Many times, last vs. Washington, 1/3/16

FIRST DOWNS

Most First Downs, Season

390 2021*
379 2019
371 2020

Most First Downs, Opponent, Season

388 2013
359 2020
330 2016

Most First Downs, Both Teams, Season

730 2020
717 2021*
713 2013
706 2019

Fewest First Downs, Season

180 1960
211 1965
237 2002

Fewest First Downs, Opponent, Season

199 1974
200 1971
228 2003

Most First Downs, Game

35 vs. Cleveland, 10/4/20
33 vs. Atlanta, 9/20/20
33 @ Detroit, 9/15/85

Most First Downs, Opponent, Game

40 @ New Orleans, 11/10/13
34 vs. Denver, 10/6/13
33 @ Houston, 11/10/91
33 vs. New Orleans, 12/23/12
33 @ Chicago, 12/9/13
33 vs. Cleveland, 10/4/20

Most First Downs, Both Teams, Game

68 vs. Cleveland, 10/4/20
58 vs. Denver, 10/6/13
57 @ Oakland, 11/19/95
57 @ Chicago, 12/9/13

Fewest First Downs, Game

6 @ Tennessee, 12/25/00
7 @ N.Y. Giants, 12/16/89
7 @ Washington, 12/30/07
8 Nine times, last @ Washington, 12/29/02

Fewest First Downs, Opponent, Game

5 @ Philadelphia, 11/6/66
5 @ Philadelphia, 9/23/74
6 Four times, last vs. Philadelphia, 10/9/05

Fewest First Downs, Both Teams, Game

20 @ Green Bay, 10/24/65
21 @ Philadelphia, 11/6/66
21 @ Houston, 11/24/74
21 @ N.Y. Giants, 12/16/89

Most First Downs, Rushing, Season

147 1974
146 1978
143 1980

Most First Downs, Rushing, Opponent, Season

142 2020
137 2000
122 1961, 2013

Fewest First Downs, Rushing, Season

57 1960
70 1982
76 2012

Fewest First Downs, Rushing, Opp., Season

52 1969
 59 1971
 68 1992, 2003

Most First Downs, Rushing, Game

19 @ Baltimore, 12/6/81
 18 vs. Cleveland, 11/25/82
 17 @ Green Bay, 11/12/78
 17 vs. Washington, 11/22/81

Most First Downs, Rushing, Opponent, Game

17 @ Chicago, 9/30/84
 17 vs. Philadelphia, 9/3/00
 17 @ Washington, 12/30/12

Fewest First Downs, Rushing, Game

0 vs. Philadelphia, 11/1/70
 0 @ Washington, 12/30/07
 0 vs. Minnesota, 11/10/19
 1 Many times, last @ Kansas City, 11/21/21

Fewest First Downs, Rushing, Opponent, Game

0 Eight times, last vs. Indianapolis, 12/21/14
 1 Many times, last vs. Philadelphia, 9/27/21

Most First Downs, Passing, Season

248 2021*
 237 2012
 231 2020

Most First Downs, Passing, Opponent, Season

231 2013
 226 2016
 200 2010

Fewest First Downs, Passing, Season

95 1970
 105 1960
 110 2001

Fewest First Downs, Passing, Opp., Season

94 1977
 97 1960
 127 2003

Most First Downs, Passing, Game

29 vs. Cleveland, 10/4/20
 25 @ New England, 10/17/21
 24 vs. Chicago, 10/1/12

Most First Downs, Passing, Opponent, Game

25 vs. New Orleans, 12/23/12
 22 vs. Washington, 11/18/07
 22 @ Pittsburgh, 11/13/16
 22 @ Tampa Bay, 9/9/21

Fewest First Downs, Passing, Game

1 vs. Tampa Bay, 9/9/01
 2 @ Phoenix, 10/14/90
 2 @ Tennessee, 12/25/00

Fewest First Downs, Passing, Opponent, Game

1 Three times, last @ N.Y. Jets, 12/21/75

Most First Downs, Penalty, Season

44 2005
 38 2015
 33 1985

Most First Downs, Penalty, Opponent, Season

38 1997
 38 2019
 37 2020
 37 2021*

Fewest First Downs, Penalty, Season

9 1961, 1962, 1971
 11 1963, 1967
 18 1996, 2008

Fewest First Downs, Penalty, Opp., Season

10 1969
 12 1961
 16 1991

Most First Downs, Penalty, Game

10 vs. Cleveland, 11/18/12
 9 vs. Detroit, 11/20/05
 7 vs. Washington, 12/26/93

Most First Downs, Penalty, Opponent, Game

7 @ N.Y. Jets, 10/4/87
 7 vs. Tampa Bay, 12/23/18
 7 @ Minnesota, 10/31/21
 7 vs. Las Vegas, 11/25/21

NET YARDS GAINED RUSHING AND PASSING**Most Yards Gained, Season**

6,919 2021*
 6,904 2019
 6,390 2009

Most Yards Gained, Opponent, Season

6,645 2013
 6,183 2020
 5,967 2021*

Fewest Yards Gained, Season

3,153 1960
 3,704 1964
 4,081 1990

Fewest Yards Gained, Opponent, Season

3,213 1977
 3,463 1974
 3,933 1992

Most Yards Gained, Game

652 vs. Philadelphia, 10/9/66
 583 vs. Baltimore, 9/4/78
 578 vs. St. Louis Cardinals, 9/30/73

Most Yards Gained, Opponent, Game

625 @ New Orleans, 11/10/13
 623 @ Detroit, 10/27/13
 583 @ Houston, 11/10/91

Most Yards Gained, Both Teams, Game

1,074 vs. Cleveland, 10/4/20
 1,045 @ Washington, 9/12/99 (OT)
 1,039 vs. Denver, 10/6/13

Fewest Yards Gained, Game

90 vs. Philadelphia, 9/15/91
 95 @ Tennessee, 12/25/00
 100 @ Phoenix, 10/14/90

Fewest Yards Gained, Opponent, Game

62 vs. Seattle, 10/11/92
 63 @ Green Bay, 10/24/65
 80 @ Philadelphia, 11/6/66

Fewest Yards Gained, Both Teams, Game

255 @ Green Bay, 10/24/65
 320 @ Philadelphia, 11/6/66
 333 @ Houston, 11/24/74

Most Consecutive Games, 300 or More Yards

18 2019-20
 17 1975-76
 15 1978-79

Most Consecutive Games, 400 or More Yards

8 2016
 4 1976, 2014, 2018-19, 2019, 2020, 2021
 3 1973-74, 1983, 2017, 2019

RUSHING**ATTEMPTS****Most Rushing Attempts, Season**

630 1981
 625 1978
 594 1980

Most Rushing Attempts, Opponent, Season

543 1989
 538 2000
 511 1997

Fewest Rushing Attempts, Season

312 1960
 336 2013
 355 1989, 2012

Fewest Rushing Attempts, Opponent, Season

313 1969
 339 1967
 340 2016

Most Rushing Attempts, Game

66 @ Baltimore, 12/6/81
 59 vs. San Francisco, 10/12/80
 58 @ Green Bay, 11/12/78

Most Rushing Attempts, Opponent, Game

53 vs. N.Y. Giants, 11/7/76
 52 vs. N.Y. Giants, 12/17/72
 51 vs. N.Y. Giants, 9/16/90

STAFF

PLAYERS

2021 SEASON

TEAM RECORDS

PLAYOFF RECORDS

HISTORY

SIDELINES

Fewest Rushing Attempts, Game

9	vs. Minnesota, 11/3/13
10	@ New Orleans, 9/10/89
10	@ Philadelphia, 10/30/11
11	vs. N.Y. Giants, 9/16/90
11	vs. Washington, 9/28/08
11	vs. Washington, 11/22/12
11	vs. New Orleans, 12/23/12

Fewest Rushing Attempts, Opponent, Game

9	vs. Philadelphia, 10/9/05
10	vs. Philadelphia, 1/3/10
10	vs. Indianapolis, 12/21/14
11	@ Atlanta, 12/21/92

YARDS**Most Yards Gained Rushing, Season**

2,783	1978
2,711	1981
2,454	1974

Most Yards Gained Rushing, Opponent, Season

2,636	2000
2,541	2020
2,242	1960

Fewest Yards Gained Rushing, Season

1,049	1960
1,265	2012
1,409	1989

Fewest Yards Gained Rushing, Opp., Season

1,050	1969
1,094	1967
1,144	1971

Most Yards Gained Rushing, Game

354	@ Baltimore, 12/6/81
313	@ Green Bay, 11/12/78
299	vs. Cleveland, 11/25/82

Most Yards Gained Rushing, Opponent, Game

307	vs. Cleveland, 10/4/20
306	vs. Philadelphia, 9/3/00
294	@ Baltimore, 12/3/20

Most Yards Gained Rushing, Both Teams, Game

510	@ Baltimore, 12/6/81
466	vs. Philadelphia, 10/22/61
450	vs. N.Y. Giants, 10/15/61

Fewest Yards Gained Rushing, Game

1	@ Washington, 12/30/07
8	@ New Orleans, 12/6/98
19	vs. N.Y. Giants, 10/28/12

Fewest Yards Gained Rushing, Opponent, Game

1	vs. Indianapolis, 12/21/14
7	vs. Pittsburgh, 10/30/66
7	@ Philadelphia, 9/20/15
11	@ Cleveland, 9/17/67

AVERAGE GAIN**Highest Average Gain Rushing, Season**

4.82	2009
4.80	2016, 2019
4.70	1962

Highest Average Gain Rushing, Opponent, Season

5.04	1960
4.98	2020
4.92	1961

Lowest Average Gain Rushing, Season

3.37	1960
3.45	1996
3.55	1994

Lowest Average Gain Rushing, Opponent, Season

3.22	1974
3.23	1967
3.24	1971
3.45	2003

TOUCHDOWNS**Most Touchdowns Rushing, Season**

29	1995
26	1980, 1994

Most Touchdowns, Rushing, Opponent, Season

24	1960
20	2020
19	1987

Fewest Touchdowns, Rushing, Season

5	2011
6	1960, 1961, 1997
7	1989, 2002

Fewest Touchdowns, Rushing, Opp., Season

2	1968
3	1969
5	1973

Most Touchdowns, Rushing, Game

5	@ Philadelphia, 9/29/68
5	@ Buffalo, 9/19/71
5	vs. Phoenix, 12/16/90

Most Touchdowns, Rushing, Opponent, Game

5	Four times, last vs. Philadelphia, 10/10/65
4	Many times, last vs. Green Bay, 10/6/19

Most Touchdowns, Rushing, Both Teams, Game

6	Seven times, last vs. Phoenix, 12/16/90
5	Many times, last vs. Green Bay, 10/6/19

PASSING**ATTEMPTS****Most Passes Attempted, Season**

658	2012
647	2021*
639	2020

Most Passes Attempted, Opponent, Season

632	2016
623	2013
612	2021*

Fewest Passes Attempted, Season

297	1970
321	1973
413	2001

Fewest Passes Attempted, Opponent, Season

293	1960
326	1961
432	1978

Most Passes Attempted, Game

62	@ Detroit, 9/15/85
62	vs. N.Y. Giants, 10/28/12
62	vs. Washington, 11/22/12
58	vs. Cleveland, 10/4/20
58	@ Tampa Bay, 9/9/21

Most Passes Attempted, Opponent, Game

59	vs. Kansas City, 11/20/83
56	@ Houston, 11/10/91
56	@ Arizona, 11/15/98
55	Four times, last vs. Washington, 11/18/07

Most Passes Attempted, Both Teams, Game

108	@ Tampa Bay, 9/9/21
99	@ Philadelphia, 10/23/88
97	@ Seattle, 9/27/20
96	vs. New Orleans, 12/23/12
96	@ Philadelphia, 10/13/13
96	@ Philadelphia, 10/20/13

Fewest Passes Attempted, Game

8	vs. Washington, 12/10/00
11	vs. Atlanta, 10/11/70
11	vs. N.Y. Giants, 10/21/73
12	vs. Philadelphia, 10/14/62

Fewest Passes Attempted, Opponent, Game

10	vs. Washington, 10/3/71
10	vs. Miami, 11/22/73
12	@ Pittsburgh, 11/20/77

Fewest Passes Attempted, Both Teams, Game

28	@ N.Y. Jets, 12/21/75
29	vs. Atlanta, 10/11/70
31	@ N.Y. Giants, 10/10/76

COMPLETIONS**Most Passes Completed, Season**

444	2021*
434	2012
413	2020

Most Passes Completed, Opponent, Season

425	2016
403	2013
376	2011

Fewest Passes Completed Season

149 1970
163 1960
210 2001

Fewest Passes Completed, Opponent, Season

146 1960
154 1977
202 1978

Most Passes Completed, Game

42 vs. Philadelphia, 12/9/18
42 @ Tampa Bay, 9/9/21
41 @ N.Y. Giants, 12/6/09
41 vs. Cleveland, 10/4/20

Most Passes Completed, Opponent, Game

41 @ Houston, 11/10/91
41 vs. Washington, 11/24/16
37 vs. New Orleans, 12/23/12
37 @ Pittsburgh, 11/13/16

Most Pass Completions, Both Teams, Game

74 @ Tampa Bay, 9/9/21
65 @ Houston, 11/10/91
64 vs. Philadelphia, 12/10/00
64 @ Seattle, 9/27/20

Fewest Passes Completed, Game

4 vs. Atlanta, 10/11/70
5 vs. Washington, 12/12/76
5 vs. Washington, 12/10/00
5 @ Tennessee, 12/25/00

Fewest Passes Completed, Opponent, Game

2 @ N.Y. Jets, 12/21/75
4 Four times, last vs. Rams, 9/21/75

Fewest Pass Completions, Both Teams, Game

8 @ N.Y. Jets, 12/21/75
14 Five times, last vs. Rams, 9/21/75

YARDS**Most Yards Gained, Passing, Season**

4,800 2021*
4,751 2019
4,729 2012

Most Yards Gained, Passing, Opponent, Season

4,589 2013
4,167 2016
4,049 2021*

Fewest Yards Gained, Passing, Season

2,013 1964
2,104 1960
2,149 1970

Fewest Yards Gained, Passing, Opp., Season

1,562 1977
1,909 1976
1,913 1970

Most Yards Gained, Passing, Game

481 vs. Cleveland, 10/4/20
470 vs. Denver, 10/6/13
461 @ Seattle, 9/27/20

Most Yards Gained, Passing, Opponent, Game

480 @ Detroit, 10/27/13
449 vs. Washington, 11/24/16
448 @ Arizona, 11/15/98

Most Yards Gained, Passing, Both Teams, Game

884 vs. Denver, 10/6/13
852 vs. New Orleans, 12/23/12
808 vs. Minnesota, 11/26/98

Fewest Yards Gained, Passing, Game

-1 @ Green Bay, 10/24/65
10 @ Tennessee, 12/25/00
16 @ St. Louis, 12/10/1961

Fewest Yards Gained, Passing, Opp., Game

-10 @ Green Bay, 10/24/65
-1 @ N.Y. Jets, 12/21/75
1 vs. Washington, 10/16/77

Fewest Yards Gained, Pass., Both Teams, Game

-11 @ Green Bay, 10/24/65
83 vs. Atlanta, 10/11/70
85 @ N.Y. Jets, 12/21/75

COMPLETION PERCENTAGE**Highest Completion Percentage, Season**

68.9 2014 (328-of-476)
68.6 2021 (444-of-647)*
67.6 2018 (356-of-527)

Highest Completion Percentage, Opp., Season

67.7 2018 (367-of-542)
67.2 2016 (425-of-632)
66.5 2014 (371-of-558)

Lowest Completion Percentage, Season

46.0 1960 (163-of-354)
46.4 1965 (168-of-362)
47.5 1964 (192-of-404)
50.8 2001 (210-of-413)

Lowest Completion Percentage, Opp., Season

41.6 1977 (154-of-370)
43.4 1975 (162-of-373)
46.2 1981 (236-of-511)

Highest Completion Percentage, Game (10 att.)

90.5 vs. Indianapolis, 12/21/14 (19-of-21)
88.9 vs. Tampa Bay, 12/18/16 (32-of-36)
88.5 vs. Buffalo, 11/13/11 (23-of-26)

Highest Completion Percentage, Opponent, Game (10 att.)

85.7 @ Detroit, 12/11/60 (12-of-14)
84.2 @ New Orleans, 9/10/89 (16-of-19)
84.0 vs. Pittsburgh, 10/17/04 (21-of-25)

Highest Completion Percentage, Both Teams, Game

80.6 @ N.Y. Giants, 10/10/76 (25-of-31)
79.4 @ LA Chargers, 9/19/21 (54-of-68)
79.1 vs. N.Y. Giants, 9/10/17 (53-of-67)

Lowest Completion Percentage, Game

22.7 vs. Washington, 12/12/76 (5-of-22)
25.0 @ Tennessee, 12/25/00 (5-of-20)
28.6 vs. Washington, 9/26/65 (6-of-21)

Lowest Completion Percentage, Opp., Game

16.7 @ N.Y. Jets, 12/21/75 (2-of-12)
18.2 @ St. Louis, 10/23/60 (4-of-22)
21.1 @ Green Bay, 10/24/65 (4-of-19)

Lowest Completion Per., Both Teams, Game

28.6 @ N.Y. Jets, 12/21/75 (8-of-28)
30.4 @ St. Louis, 10/23/60 (14-of-46)
33.3 @ Washington, 12/14/03 (17-of-51)

TOUCHDOWNS**Most Touchdowns, Passing, Season**

40 2021*
37 2014
36 2007

Most Touchdowns, Passing, Opponent, Season

34 2020
33 1962, 2010, 2013
31 1963, 2004

Fewest Touchdowns, Passing, Season

10 1964
12 1990, 1996

Fewest Touchdowns, Passing, Opp., Season

10 1970, 1996
11 1978

Most Touchdowns, Passing, Game

5 13 times, last @ Philadelphia, 1/8/22

Most Touchdowns, Passing, Opponent, Game

6 @ N.Y. Giants, 12/16/62
5 Nine times, last @ Seattle, 9/27/20

SACKS**TOTAL SACKS****Most Sacks, Season**

62 1985
60 1966
59 2008

Most Sacks, Opponent, Season

68 1964
60 1986
56 2018

Fewest Sacks, Season

20 1960, 1963
21 1961
23 1991

STAFF

PLAYERS

2021 SEASON

TEAM RECORDS

PLAYOFF RECORDS

HISTORY

SIDELINES

Fewest Sacks, Opponent, Season

18 1995
19 1996, 1998
20 1994

Most Sacks, Game

12 @ Pittsburgh, 11/20/66
12 @ Houston, 9/29/85
11 @ Detroit, 10/6/75
11 @ N.Y. Jets, 10/4/87

Most Sacks, Opponent, Game

11 @ San Diego, 11/16/86
11 vs. Philadelphia, 9/15/91
10 vs. New England, 11/22/84

Most Sacks, Both Teams, Game

17 @ Pittsburgh, 11/20/66
15 @ San Diego, 11/16/86
14 Four times, last @ Houston, 9/29/85

Games With No Sacks Allowed, Season

8 1994
6 1995
5 Five times, last 2008

SACK YARDAGE**Most Sack Yardage, Season**

459 1985
452 1969
442 1978

Most Sack Yardage, Opponent, Season

503 1964
498 1986
403 1987

Fewest Sack Yardage, Season

130 2001
137 2002
151 1991, 2019

Fewest Sack Yardage, Opponent, Season

93 1994
110 1998
112 1992

Most Sack Yardage, Game

84 vs. Detroit, 10/6/75
84 @ Houston, 11/24/74
82 @ Houston, 9/29/85

Most Sack Yardage, Opponent, Game

93 @ San Diego, 11/16/86
77 vs. San Francisco, 11/23/72
71 @ Atlanta, 9/15/74

INTERCEPTIONS**TOTAL INTERCEPTIONS****Most Interceptions, Season**

37 1981
33 1985
29 1967

Most Interceptions, Opponent, Season

33 1960
28 1967
27 1961, 1988, 1989

Fewest Interceptions, Season

6 2016
7 1989, 1997, 2012, 2019
8 2008, 2015

Fewest Interceptions, Opponent, Season

6 1993
8 1998, 2018
9 2009, 2016

Most Interceptions, Game

7 @ Philadelphia, 9/26/71
6 vs. Washington, 9/9/85
5 Seven times, last vs. Miami, 11/25/99

Most Interceptions, Opponent, Game

5 Eight times, last vs. Chicago, 10/1/12

YARDS GAINED**Most Yards, Season**

549 1963
523 1980
482 1981

Most Yards, Opponent, Season

589 1961
526 2004
437 1963

Fewest Yards, Season

33 2009
36 2008
37 1989

Fewest Yards, Opponent, Season

33 2016
47 1993
77 2018

Most Yards, Game

183 vs. Washington, 11/3/63
154 vs. Atlanta, 9/20/99
150 @ Philadelphia, 9/26/71

Most Yards, Opponent, Game

138 vs. N.Y. Giants, 10/15/61
129 @ Minnesota, 10/18/70
127 @ Cleveland, 10/23/66

TOUCHDOWNS**Most Touchdowns By Interceptions, Season**

5 2021*
4 1985, 1995, 1999

Most Touchdowns By Interceptions, Opp, Season

5 1961, 1963
4 1964, 1984, 1990, 2001, 2004, 2015, 2017

PUNTING**TOTAL PUNTS****Most Punts, Season**

113 2002
108 1984
95 2003

Most Punts, Opponent, Season

108 1978
105 2003
103 1977

Fewest Punts, Season

50 2020
51 1972, 2019
55 1995

Fewest Punts, Opponent, Season

43 1961
50 1960, 1963
54 2020

Most Punts, Game

11 vs. Green Bay, 9/23/84
10 Nine times, last @ Detroit, 11/3/02

Most Punts, Opponent, Game

11 @ Rams, 9/30/62
11 @ Atlanta, 9/15/74
11 vs. Buffalo, 11/15/76
11 vs. New England, 11/22/84
10 Many times, last vs. Chicago, 11/25/04

Most Punts, Both Teams, Game

21 vs. Buffalo, 11/15/76
21 vs. New England, 11/22/84
20 vs. Green Bay, 9/23/84

Fewest Punts, Game

0 vs. Cleveland, 12/3/61
0 vs. Detroit, 9/15/68
0 vs. Baltimore, 9/4/78
0 vs. Cincinnati, 11/12/00

Fewest Punts, Opponent, Game

0 vs. Philadelphia, 10/22/61
0 vs. N.Y. Giants, 9/29/91
0 vs. Denver, 10/6/13
0 @ Chicago, 12/9/13
0 vs. LA Chargers, 11/23/17
0 @ LA Chargers, 9/19/21

Fewest Punts, Both Teams, Game

1 vs. Cleveland, 12/3/61
1 vs. Denver, 10/6/13
1 @ LA Chargers, 9/19/21
2 vs. Philadelphia, 10/22/61
2 @ Baltimore, 12/3/20

Consecutive Punts, No Blocks

611 1989-98
396 1961-66
382 1978-83

Consecutive Punts, No Blocks, Opponent

628 2002-10
591 1977-84
582 1992-99

AVERAGE YARDAGE**Highest Average Distance, Punting, Season**

48.4 2021*
48.2 2006
47.2 2010

Highest Average Distance, Punting, Opponent, Season

47.5 2011
47.2 2013
46.2 1996, 2019

Highest Avg. Distance, Punting, Game (4 punts)

56.8 vs. Houston, 10/15/06
55.3 vs. Chicago, 9/28/97
55.3 @ San Francisco, 10/2/16

Highest Average Distance, Punting, Opponent, Game (4 punts)

56.8 vs. Washington, 12/29/19
55.8 vs. LA Rams, 12/15/19
55.3 vs. St. Louis, 9/30/07
55.3 @ San Francisco, 9/18/11

PUNT RETURNS**TOTAL RETURNS****Most Punt Returns, Season**

63 1978
62 1974
61 1977

Most Punt Returns, Opponent, Season

58 2002
55 1984
53 1983

Fewest Punt Returns, Season

18 1962
21 2018
23 1960, 1961, 1963, 1995, 2019

Fewest Punt Returns, Opponent, Season

15 1972, 2020
17 1961
18 2017, 2019

Most Punt Returns, Game

9 vs. Buffalo, 11/15/76
8 vs. Cleveland, 11/25/82
8 @ Houston, 12/13/82
8 @ Washington, 9/27/04
8 @ Detroit, 11/3/02

Most Punt Returns, Opponent, Game

8 vs. N.Y. Giants, 11/4/84
7 Five times, last vs. Phoenix, 10/30/88

YARDS GAINED**Most Yards, Punt Returns, Season**

573 1974
556 1980
550 1992

Most Yards, Punt Returns, Opponent, Season

637 2002
588 1983
493 2001

Fewest Yards, Punt Returns, Season

81 1962
103 1961
119 2018

Fewest Yards, Punt Returns, Opponent, Season

41 1972
52 1964
75 2017

Most Yards, Punt Returns, Game

126 vs. Green Bay, 11/29/64
124 @ Philadelphia, 12/15/91
122 vs. Pittsburgh, 12/8/68

Most Yards, Punt Returns, Opponent, Game

139 @ Atlanta, 11/11/01
123 @ N.Y. Giants, 10/18/99
112 @ St. Louis, 10/13/74

TOUCHDOWNS**Most Touchdowns, Punt Returns, Season**

3 2010
2 1968, 1992, 1993, 1998, 2000, 2009

Most Touchdowns, Punt Returns, Opp., Season

1 15 times, last 2012

KICKOFF RETURNS**TOTAL RETURNS****Most Kickoff Returns, Season**

78 2004
77 1989
74 2010

Most Kickoff Returns, Opponent, Season

86 2007
85 1995
82 1994

Fewest Kickoff Returns, Season

13 2018
20 2019
24 2016

Fewest Kickoff Returns, Opponent, Season

18 2021*
23 2015
25 2018

Most Kickoff Returns, Game

9 @ Minnesota, 10/18/70
8 Seven times, last @ Chicago, 12/9/13

Most Kickoff Returns, Opponent, Game

10 vs. Detroit, 9/15/68
9 Five times, last vs. N.Y. Jets, 12/4/71

YARDS GAINED**Most Yards, Kickoff Returns, Season**

1,709 1989
1,603 2004
1,572 2010

Most Yards, Kickoff Returns, Opponent, Season

1,979 2007
1,806 1983
1,709 1978, 1994

Fewest Yards, Kickoff Returns, Season

283 2018
325 2019
492 2016

Fewest Yards, Kickoff Returns, Opponent, Season

468 2021*
549 2015
606 2020

Most Yards, Kickoff Returns, Game

260 vs. San Francisco, 11/7/65
252 vs Philadelphia, 9/15/08
240 @ Philadelphia, 9/22/02

Most Yards, Kickoff Returns, Opponent, Game

261 @ Philadelphia, 11/6/66
258 vs. Green Bay, 10/3/93
245 vs. New England, 10/24/71

TOUCHDOWNS**Most Touchdowns, Kickoff Returns, Season**

2 1971, 2002
1 13 times, last 2021

Most Touchdowns, Kickoff Returns, Opponent, Season

3 1966
1 Twelve times, last 2015

FUMBLES**TOTAL FUMBLES****Most Fumbles, Season**

46 1961
45 1981
44 1986

Most Fumbles, Opponent, Season

44 1973
43 1975, 1981

Fewest Fumbles, Season

11 2017
15 2019
16 1992

Fewest Fumbles, Opponent, Season

12 2015
14 2021*
15 1994

Most Fumbles, Game

8 @ Tennessee, 12/25/00
7 vs. N.Y. Giants, 10/11/71
7 vs. New Orleans, 11/25/10
6 Seven times, last vs. Washington 9/26/11

Most Fumbles, Opponent, Game

7 @ Washington, 11/28/65
7 vs. Kansas City, 11/10/75
6 Six times, last @ N.Y. Giants, 11/4/01

FUMBLES LOST**Most Fumbles Lost, Season**

21 1961, 1971, 1979

Most Fumbles Lost, Opponent, Season

25 1971
23 1973
21 1983

Fewest Fumbles Lost, Season

5 2007
7 1998, 2019
8 2003, 2013

Fewest Fumbles Lost, Opponent, Season

3 2015
6 1995
8 2021*

Most Fumbles Lost, Game

5 @ New Orleans, 11/3/68
5 vs. N.Y. Giants, 10/11/71
5 vs. Kansas City, 11/10/75

Most Fumbles Lost, Opponent, Game

5 Four times, last vs. Raiders, 10/23/83

Most Consecutive Games Without Losing Fumble

7 1998, 2020-21
6 2013
5 1997, 2006, 2007, 2015

PENALTIES**TOTAL PENALTIES****Most Penalties, Season**

141 1988
136 1999
131 1987

Most Penalties, Opponent, Season

142 2005
121 2021*
120 1998

Fewest Penalties, Season

47 1961
62 1960, 1962
74 1991

Fewest Penalties, Opponent, Season

38 1961
50 1965
52 1963, 1973
69 2001

Most Penalties, Game

18 @ Philadelphia, 9/20/15
17 @ Cleveland, 12/4/88
16 @ N.Y. Jets, 10/4/87
16 @ Philadelphia, 10/23/88

Most Penalties, Opponent, Game

17 vs. Detroit, 11/20/05
15 vs. Tampa Bay, 10/9/83
14 vs. Carolina, 10/20/02
14 @ Philadelphia, 11/14/05
14 vs. Las Vegas, 11/25/21

Most Penalties, Both Teams, Game

28 vs. Las Vegas, 11/25/21
26 vs. Tampa Bay, 10/9/83
26 @ N.Y. Jets, 10/4/87
26 @ Cleveland, 12/4/88
26 @ Philadelphia, 9/20/15

Fewest Penalties, Game

0 @ St. Louis, 12/10/61
0 vs. Washington, 11/23/80
0 @ Washington, 11/5/89
0 vs. Arizona, 10/30/05

Fewest Penalties, Opponent, Game

0 @ Pittsburgh, 10/21/62
0 @ Philadelphia, 12/5/65
0 @ Seattle, 12/16/01
0 @ Philadelphia, 12/28/08
0 @ N.Y. Jets, 9/11/11
0 vs. Pittsburgh, 12/16/12
0 @ Philadelphia, 11/11/18

YARDS PENALIZED**Most Yards Penalized, Season**

1,196 1999
1,148 1988
1,108 1998

Most Yards Penalized, Opponent, Season

1,015 2005
999 2000
990 1985

Fewest Yards Penalized, Season

427 1961
600 1960
610 1991

Fewest Yards Penalized, Opponent, Season

362 1961
479 1963
483 1965
601 2008

Most Yards Penalized, Game

166 vs. Las Vegas, 11/25/21
161 @ Washington, 11/2/70
159 vs. Philadelphia, 10/13/68

Most Yards Penalized, Opponent, Game

185 vs. Tampa Bay, 10/9/83
166 @ St. Louis, 10/9/77
150 @ N.Y. Jets, 10/4/87

Most Yards Penalized, Both Teams, Game

294 vs. Tampa Bay, 10/9/83
281 @ N.Y. Jets, 10/4/87
276 vs. Las Vegas, 11/25/21

Fewest Yards Penalized, Game

0 @ St. Louis, 12/10/61
0 vs. Washington, 11/23/80
0 @ Washington, 11/5/89
0 vs. Arizona, 10/30/05

Fewest Yards Penalized, Opponent, Game

0 @ Pittsburgh, 10/21/62
0 @ Philadelphia, 12/5/65
0 @ Seattle, 12/16/01
0 @ Philadelphia, 12/28/08
0 @ N.Y. Jets, 9/11/11
0 vs. Pittsburgh, 12/16/12
0 @ Philadelphia, 11/11/18

BLOCKED KICKS**BLOCKS**

(Extra Points, Field Goals and Punts)

Most, Season

14 1965
7 1968
6 1963, 1973

Most, Season, Opponent

7 1973
6 1960, 2001
4 1965, 1977, 1989

Most, Game

3 @ Pittsburgh, 10/31/65
2 11 times, last vs. Detroit, 9/19/94

Most, Game, Opponent

3 @ Washington, 10/8/73
2 Nine times, last @ Oakland, 10/7/01

BLOCKED EXTRA POINTS**Most, Season**

4 1965
3 2003
2 1963, 1968, 1979

Most, Season, Opponent

- 2 1960, 1979
- 1 Nine times, last 2020

Most, Game

- 2 @ Pittsburgh, 10/31/65
- 1 Many times, last at WAS, 12/12/21

Most, Game, Opponent

- 2 vs. Philadelphia, 9/30/60
 - 2 @ Minnesota, 10/7/79
 - 1 Nine times, last @ Seattle, 9/27/20
- BLOCKED FIELD GOALS**

Most, Season

- 9 1965
- 5 1968
- 4 1963, 1969, 1973, 1978

Most, Season, Opponent

- 5 1973
- 4 1960
- 3 1965, 1991, 2001

Most, Game

- 2 Five times, last vs. Detroit, 9/19/94

Most, Game, Opponent

- 2 Six times, last @ Oakland, 10/7/01
- BLOCKED PUNTS**

Most, Season

- 4 1976
- 3 1991, 2021*
- 2 1973, 1977, 1990, 1992

Most, Season, Opponent

- 3 2001
- 2 1973, 1976, 1989

Most, Game

- 2 vs. N.Y. Giants, 10/21/73
- 2 @ Houston, 11/10/91
- 1 Many times, last vs. Washington, 12/26/21

Most, Game, Opponent

- 1 Many times, last @ New England, 11/04/19

LARGEST MARGIN

VICTORY

- 1. 49 pts, (56-7) vs. Philadelphia, Oct. 9, 1966
- 2. 46 pts, (59-13) @ Detroit, Sept. 15, 1968
- 3. 45 pts, (52-7) vs. N.Y. Giants, Sept. 18, 1966
- 4. 45 pts, (59-14) vs. San Fran., Oct. 12, 1980
- 5. 44 pts, (51-7) vs. Seattle, Nov. 27, 1980
- 6. 44 pts, (52-10) vs. Houston, Dec. 20, 1970
- 42 pts, (52-10) vs. N.Y. Jets, Dec. 4, 1971
- 42 pts, (56-14) vs. Washington, Dec. 26, 2021
- 9. 41 pts, (48-7) vs. Arizona, Oct. 22, 2000
- 10. 40 pts, (43-3) vs. Atlanta, Nov. 14, 2021
- 11. 38 pts, (38-0) vs. Baltimore, Sept. 4, 1978
- 12. 37 pts, (40-3) vs. New Orleans, Sept. 24, 1973
- 37 pts, (37-0) vs. Detroit, Oct. 30, 1977
- 37 pts, (44-7) vs. Buffalo, Nov. 13, 2011

DEFEAT

- 1. 44 pts, (0-44) vs. Chicago, Nov. 17, 1985
- 2. 41 pts, (7-48) vs. Cleveland, Oct. 16, 1960
- 41 pts, (13-54) @ Minnesota, Oct. 18, 1970
- 4. 40 pts, (3-43) vs. Minnesota, Nov. 13, 1988
- 5. 38 pts, (7-45) @ Baltimore, Oct. 30, 1960
- 38 pts, (0-38) vs. St. Louis, Nov. 16, 1970
- 38 pts, (6-44) @ Philadelphia, Dec. 28, 2008
- 38 pts, (7-45) @ Green Bay, Nov. 7, 2010
- 9. 36 pts, (7-43) vs. Philadelphia, Oct. 22, 1961
- 10. 34 pts, (7-41) @ Green Bay, Nov. 13, 1960
- 11. 33 pts, (3-36) vs. Philadelphia, Nov. 18, 2001
- 12. 32 pts, (20-52) @ St. Louis, Dec. 9, 1962
- 32 pts, (10-42) @ Cleveland, Nov. 2, 1969
- 32 pts, (17-49) @ New Orleans, Nov. 10, 2013

TEMPERATURE AT KICKOFF

COWBOYS WARMEST GAMES

DATE	TEAM	W/L	SCORE	TEMP.
9/3/00	Philadelphia	L	14-41	109°
9/7/97	@ Arizona (OT)	L	22-25	101°
9/10/00	@ Arizona	L	31-32	100°
9/20/92	Phoenix	W	31-20	99°
9/13/81	Phoenix	W	30-17	98°
9/12/88	St. Louis	W	17-14	98°
9/12/93	@ Phoenix	L	10-13	97°
9/6/98	Arizona	W	38-10	97°
9/16/90	N.Y. Giants	L	7-28	96°
9/21/80	Tampa Bay	W	28-17	95°
9/15/97	Philadelphia	W	21-20	95°

Playoffs

1/14/96	Green Bay	W	38-27	72°
12/19/76	LA Rams	L	12-14	71°
1/21/79	*Pittsburgh	L	31-35	71°
1/17/71	*Baltimore	L	13-16	70°

*Super Bowl games played in Miami

COWBOYS COLDEST GAMES

DATE	TEAM	W/L	SCORE	TEMP.
12/9/13	@ Chicago	L	28-45	8°
12/15/63	@ St. Louis	W	28-24	16°
12/6/92	@ Denver	W	31-27	19°
12/10/95	@ Phila.	L	17-20	19°
12/16/89	@ N.Y. Giants	L	0-15	20°
12/15/68	@ N.Y. Giants	W	28-10	21°
12/11/60	@ Detroit	L	14-23	22°
12/16/73	@ St. Louis	W	30-3	22°
11/23/97	@ Green Bay	L	17-45	22°
12/07/08	@ Pittsburgh	L	13-20	22°
12/19/81	@ N.Y. Giants	L	10-13	25°
12/9/61	@ St. Louis	L	20-52	26°
1/8/22	@ Phila.	W	51-26	26°

Coldest regular season home game:

11/25/93	Miami	L	14-16	32°
----------	-------	---	-------	-----

Playoffs

12/31/67	@ Green Bay	L	17-21	-13°
1/11/81	@ Philadelphia	L	7-20	16°
1/11/15	@ Green Bay	L	21-26	24°
1/7/96	Philadelphia	W	30-11	26°
12/28/75	@ Minnesota	W	17-14	27°
12/26/83	LA Rams	L	17-27	27°

Cowboys Longest Plays

LONG RUNS FROM SCRIMMAGE

- 99 - Tony Dorsett @ Minnesota, Jan. 3, 1983 (TD)
- 91 - DeMarco Murray vs. St. Louis, Oct. 23, 2011 (TD)**
- 84 - Tony Dorsett vs. Philadelphia, Dec. 4, 1977 (TD)**
- 84 - Herschel Walker vs. Philadelphia, Dec. 14, 1986 (TD)
- 80 - Troy Hambrick @ Philadelphia, Sept. 30, 2001
- 77 - Tony Dorsett @ St. Louis, Oct. 9, 1977 (TD)**
- 77 - Tony Dorsett @ Washington, Sept. 5, 1983
- 77 - Julius Jones vs. New Orleans, Dec. 10, 2006 (TD)
- 75 - Tony Dorsett @ New England, Sept. 21, 1981 (TD)
- 75 - Emmitt Smith vs. Washington, Sept. 9, 1991 (TD)

LONG FORWARD PASSES

- 95 - Don Meredith to Bob Hayes @ Washington, Nov. 13, 1966 (TD)
- 91 - Roger Staubach to Tony Dorsett vs. Baltimore, Sept. 4, 1978 (TD)
- 90 - Troy Aikman to Alvin Harper @ San Francisco, Nov. 13, 1994
- 90 - Troy Aikman to Jason Tucker vs. N.Y. Giants, Jan. 2, 2000 (TD)
- 90 - Dak Prescott to Amari Cooper vs. Washington, Nov. 22, 2018 (TD)
- 89 - Craig Morton to Bob Hayes @ Kansas City, Oct. 25, 1970 (TD)
- 87 - Troy Aikman to Michael Irvin vs. Phoenix, Sept. 20, 1992 (TD)
- 86 - Craig Morton to Lance Rentzel vs. Philadelphia, Nov. 1, 1970 (TD)
- 86 - Bernie Kosar to Emmitt Smith vs. Phoenix, Nov. 14, 1993
- 85 - Eddie LeBaron to Amos Marsh @ LA Rams, Sept. 30, 1962 (TD)
- 85 - Roger Staubach to Bob Hayes @ N.Y. Giants, Dec. 12, 1971 (TD)
- 85 - Tony Romo to Dez Bryant vs. Washington, Nov. 22, 2012 (TD)

LONG FIELD GOALS

- 63 - Brett Maher vs. Philadelphia, Oct. 20, 2019
- 62 - Brett Maher vs. Philadelphia, Dec. 9, 2018
- 62 - Brett Maher @ N.Y. Jets, Oct. 13, 2019
- 59 - Brett Maher vs. Tampa Bay, Dec. 23, 2018
- 59 - Greg Zuerlein @ Philadelphia, Nov. 1, 2020
- 57 - Greg Zuerlein @ N.Y. Giants, Jan. 3, 2021
- 56 - Dan Bailey @ Seattle, Oct. 12, 2014
- 56 - Dan Bailey @ Denver, Sept. 17, 2017
- 56 - Dan Bailey vs. N.Y. Giants, Sept. 11, 2016
- 56 - Billy Cundiff vs. Detroit, Nov. 20, 2005
- 56 - Greg Zuerlein at LA Chargers, Sept. 19, 2021

LONG PUNTS

- 84 - Ron Widby @ New Orleans, Nov. 3, 1968
- 75 - Sam Baker @ LA Rams, Sept. 30, 1962
- 75 - Billy Lothridge vs. N.Y. Giants, Oct. 11, 1964**
- 75 - Mat McBriar vs. Houston, Oct. 15, 2006
- 73 - Danny White vs. LA Rams, Oct. 14, 1979
- 72 - Toby Gowin vs. Chicago, Sept. 28, 1997**
- 71 - Sam Baker @ N.Y. Giants, Dec. 16, 1962
- 71 - Billy Lothridge vs. St. Louis, Sept. 12, 1964**
- 70 - Sam Paulescu vs. San Francisco, Nov. 23, 2008
- 68 - Mat McBriar vs. Philadelphia, Nov. 15, 2004
- 68 - Mat McBriar vs. Detroit, Oct. 2, 2011

LONG PUNT RETURNS

- 98 - Dennis Morgan @ St. Louis, Oct. 13, 1974 (TD)**
- 97 - Bryan McCann vs. Detroit, Nov. 21, 2010 (TD)**
- 93 - Dez Bryant, vs. N.Y. Giants, Oct. 25, 2010 (TD)**
- 90 - Bob Hayes vs. Pittsburgh, Dec. 8, 1968 (TD)
- 86 - Dwayne Harris vs. Washington, Oct. 13, 2013 (TD)
- 85 - Kelvin Martin @ Philadelphia, Dec. 15, 1991 (TD)
- 83 - Kevin Williams vs. Washington, Nov. 20, 1994 (TD)
- 83 - Deion Sanders vs. Chicago, Sept. 28, 1997 (TD)
- 83 - Ryan Switzer vs. Washington, Nov. 30, 2017 (TD)**
- 82 - Patrick Crayton vs. Seattle, Nov. 1, 2009 (TD)

LONG KICKOFF RETURNS

- 102 - Alexander Wright vs. Atlanta, Dec. 22, 1991 (TD)
- 101 - Amos Marsh vs. Philadelphia, Oct. 14, 1962 (TD)
- 101 - Ike Thomas vs. N.Y. Jets, Dec. 4, 1971 (TD)**
- 100 - Mel Renfro vs. San Francisco, Nov. 7, 1965 (TD)
- 100 - Mark Washington @ Washington, Nov. 22, 1970 (TD)**
- 100 - Reggie Swinton @ Philadelphia, Sept. 22, 2002 (TD)
- 100 - Tony Pollard vs. Las Vegas, Nov. 25, 2021 (TD)
- 98 - Felix Jones vs. Philadelphia, Sept. 15, 2008 (TD)**
- 97 - Thomas Henderson vs. St. Louis, Sept. 28, 1975 (TD)**
- 97 - James Dixon @ Kansas City, Oct. 22, 1989 (TD)**

LONG INTERCEPTION RETURNS

- 101 - **Bryan McCann @ N.Y. Giants, Nov. 14, 2010 (TD)**
- 100 - **Mike Gaechter vs. Philadelphia, Oct. 14, 1962 (TD)**
- 96 - Dennis Thurman @ Washington, Sept. 6, 1981
- 95 - George Teague vs. Green Bay, Nov. 14, 1999 (TD)
- 94 - Darren Woodson @ Philadelphia, Dec. 4, 1994 (TD)
- 90 - Mel Renfro @ St. Louis, Oct. 4, 1965 (TD)
- 87 - Greg Ellis vs. Atlanta, Sept. 20, 1999 (TD)
- 86 - Mike Gaechter vs. Washington, Nov. 3, 1963
- 85 - **Roy Williams @ Washington, Dec. 29, 2002 (TD)**
- 79 - Thomas Henderson vs. Tampa Bay, Oct. 2, 1977 (TD)

LONG FUMBLE RETURNS

- 98 - Greg Ellis vs. Arizona, Oct. 3, 1999 (TD)
- 97 - Chuck Howley @ Atlanta, Oct. 2, 1966 (TD)
- 86 - Michael Downs @ Houston, Dec. 13, 1982 (TD)
- 84 - Don Bishop vs. St. Louis, Oct. 28, 1962 (TD)
- 78 - Aldon Smith @ Cincinnati, Dec. 13, 2020 (TD)
- 77 - Jim Jeffcoat vs. Washington, Sept. 24, 1989 (TD)
- 72 - Benny Barnes @ San Francisco, Oct. 11, 1981 (TD)
- 69 - DeMarcus Ware @ Philadelphia, Oct. 8, 2006 (TD)
- 69 - Jaylon Smith vs. Tampa Bay, Dec. 23, 2018 (TD)
- 63 - Jim Ridlon vs. Philadelphia, Dec. 6, 1964 (TD)
- 63 - Jourdan Lewis @ N.Y. Giants, Nov. 4, 2019 (TD)

LONG RETURNS OF FIELD GOAL ATTEMPTS

- 94 - Jerry Norton @ St. Louis, Dec. 9, 1962 (TD)
- 86 - Orlando Scandrick @ Washington, Nov. 29, 2017
- 68 - Patrick Watkins vs. Minnesota, Oct. 21, 2007 (TD)
- 62 - Ron Fellows vs. New Orleans, Sept. 25, 1983 (TD)
- 60 - Mike Gaechter @ Washington, Nov. 28, 1965 (TD)
- 60 - **Obert Logan @ N.Y. Giants, Dec. 19, 1965 (TD)**

Bold denotes rookie

Cowboys Big Days

RUSHING

- 1. **253 - DeMarco Murray vs. St. Louis, Oct. 23, 2011 (25 carries)**
- 2. 237 - Emmitt Smith @ Philadelphia, Oct. 31, 1993 (30 carries)
- 3. **206 - Tony Dorsett vs. Philadelphia, Dec. 4, 1977 (23 carries)**
- 4. **198 - Julius Jones @ Seattle, Dec. 6, 2004 (30 carries)**
- 5. 194 - Julius Jones @ Carolina, Dec. 24, 2005 (34 carries)
- 6. 189 - Troy Hambrick @ Washington, Dec. 14, 2003 (33 carries)
- 7. 183 - Tony Dorsett @ N.Y. Giants, Nov. 9, 1980 (24 carries)
- 8. 182 - Emmitt Smith @ Phoenix, Sept. 22, 1991 (23 carries)
- 9. 179 - DeMarco Murray @ Chicago, Dec. 4, 2014 (32 carries)
- 10. 175 - Tony Dorsett @ Baltimore, Dec. 6, 1981 (30 carries)
- 175 - DeMarco Murray vs. St. Louis, Sept. 22, 2013 (26 carries)
- 12. 174 - Emmitt Smith @ Atlanta, Dec. 21, 1992 (24 carries)
- 13. 173 - Herschel Walker @ New England, Nov. 15, 1987 (28 carries)
- 14. 172 - Emmitt Smith vs. Philadelphia, Dec. 6, 1993 (23 carries)
- 15. 171 - Emmitt Smith @ Pittsburgh, Sept. 4, 1994 (31 carries)
- 16. 168 - Emmitt Smith @ N.Y. Giants, Jan. 2, 1994 (32 carries)
- 17. 167 - Emmitt Smith @ Atlanta, Oct. 29, 1995 (26 carries)
- 167 - DeMarco Murray @ Tennessee, Sept. 14, 2014 (29 carries)
- 19. 163 - Emmitt Smith vs. Philadelphia, Nov. 1, 1992 (30 carries)
- 163 - Emmitt Smith vs. N.Y. Giants, Nov. 7, 1994 (35 carries)
- 163 - Emmitt Smith @ N.Y. Giants, Sept. 4, 1995 (21 carries)
- 163 - Emmitt Smith vs. N.Y. Giants, Nov. 8, 1998 (29 carries)
- 23. 162 - Tony Dorsett @ New England, Sept. 21, 1981 (19 carries)
- 24. 160 - Emmitt Smith vs. Atlanta, Dec. 22, 1991 (32 carries)
- 25. 159 - Tony Dorsett vs. LA Rams, Oct. 18, 1981 (27 carries)
- 159 - Tony Dorsett @ Houston, Sept. 29, 1985 (23 carries)
- 159 - **Ezekiel Elliott vs. Tampa Bay, Dec. 18, 2016 (23 carries)**
- 28. 158 - Emmitt Smith vs. Philadelphia, Nov. 6, 1995 (27 carries)
- 29. **157 - Ezekiel Elliott @ Green Bay, Oct. 16, 2016 (28 carries)**
- 30. 155 - Emmitt Smith vs. Washington, Nov. 28, 1996 (29 carries)

100-YARD RUSHING GAMES - CAREER

	100-Yard Games	Team Record	Pct
Emmitt Smith	76	57-19	.750
Tony Dorsett	43	39-4	.907
Ezekiel Elliott	30	26-4	.867

100-YARD RUSHING GAMES - CAREER, cont.

DeMarco Murray	19	15-4	.789
Calvin Hill	16	14-2	.875
Don Perkins	10	5-4-1	.550
Herschel Walker	9	5-4	.556
Marion Barber	8	6-2	.750
Julius Jones	8	5-3	.625
Duane Thomas.....	6	6-0	1.000
Robert Newhouse	5	5-0	1.000
Troy Hambrick.....	5	3-2	.600
Darren McFadden	5	1-4	.200
Felix Jones	4	2-2	.500
Tony Pollard	3	3-0	1.000
Walt Garrison	2	2-0	1.000
Scott Laidlaw	2	2-0	1.000
Amos Marsh.....	2	2-0	1.000
Dan Reeves	2	1-1	.500
Tashard Choice.....	1	1-0	1.000
Alfred Morris.....	1	1-0	1.000
Paul Palmer.....	1	1-0	1.000
Chris Warren	1	1-0	1.000
Preston Pearson	1	0-1	.000
Total.....	255	197-57-1	.775

RECEIVING

1.	250	-	Miles Austin @ Kansas City, Oct. 11, 2009 (10 catches)
2.	246	-	Bob Hayes @ Washington, Nov. 13, 1966 (9 catches)
3.	241	-	Frank Clarke vs. Washington, Sept. 16, 1962 (10 catches)
4.	226	-	Amari Cooper vs. Green Bay, Oct. 6, 2019 (11 catches)
5.	224	-	Dez Bryant vs. New Orleans, Nov. 23, 2012 (9 catches)
6.	223	-	Lance Rentzel vs. Washington, Nov. 19, 1967 (13 catches)
7.	217	-	Amari Cooper vs. Philadelphia, Dec. 9, 2018 (10 catches)
8.	213	-	Tony Hill vs. Philadelphia, Nov. 12, 1979 (7 catches)
	213	-	Terrell Owens vs. San Francisco, Nov. 23, 2008 (7 catches)
10.	210	-	Michael Irvin vs. Phoenix, Sept. 20, 1992 (8 catches)
11.	203	-	James Dixon @ Phoenix, Nov. 12, 1989 (6 catches)
	203	-	Kevin Williams @ Arizona, Dec. 25, 1995 (9 catches)
13.	198	-	Michael Irvin @ Arizona, Dec. 8, 1996 (8 catches)
14.	195	-	Bob Hayes vs. N.Y. Giants, Sept. 18, 1966 (6 catches)
15.	190	-	Frank Clarke @ San Francisco, Nov. 10, 1963 (8 catches)
16.	188	-	Drew Pearson @ Detroit, Oct. 6, 1975 (6 catches)
17.	187	-	Bob Hayes vs. Houston, Dec. 20, 1970 (6 catches)
18.	186	-	Michael Irvin @ Miami, Oct. 27, 1996 (12 catches)
19.	184	-	Patrick Crayton vs. St. Louis, Sept. 30, 2007 (7 catches)
20.	181	-	Bob Hayes vs. Baltimore, Dec. 13, 1969 (5 catches)
	181	-	Tony Hill @ Detroit, Sept. 15, 1985 (11 catches)

100-YARD RECEIVING GAMES - CAREER**100-Yard Games Team Record Pct**

Michael Irvin	47	36-11	.766
Tony Hill	26	17-9	.654
Bob Hayes	23	18-5	.783
Jason Witten	21	12-9	.571
Drew Pearson	19	11-8	.579
Dez Bryant	18	10-8	.556
Miles Austin.....	14	7-7	.500
Amari Cooper.....	12	7-5	.583
Lance Rentzel	12	10-2	.833
Frank Clarke.....	12	4-6-2	.417
Terrell Owens	11	9-2	.818
Terry Glenn.....	9	5-4	.556
Michael Gallup	7	3-4	.429
Joey Galloway	6	4-2	.667
Alvin Harper	6	4-2	.667
Raghib Ismail	5	4-1	.800
Bill Howton	5	1-4	.200
CeeDee Lamb.....	5	4-1	.800
Doug Cosbie	4	2-2	.500
Mike Renfro.....	4	2-2	.500
Jay Novacek	4	1-3	.250
Patrick Crayton	3	3-0	1.000
Keyshawn Johnson....	3	2-1	.667
Ray Alexander.....	3	1-2	.333
James McKnight	3	1-2	.333
Herschel Walker	3	1-2	.333
Terrance Williams	3	1-2	.333
Laurent Robinson.....	3	0-3	.000
Cedrick Wilson	3	1-2	.333
Doug Donley	2	2-0	1.000
Billy Joe DuPree.....	2	2-0	1.000
Preston Pearson	2	2-0	1.000

100-YARD RECEIVING GAMES - CAREER, cont.

100-Yard Games Team Record			Pct
Dan Reeves	2	2-0	1.000
Ron Sellers.....	2	2-0	1.000
Mike Sherrard.....	2	2-0	1.000
Emmitt Smith	2	2-0	1.000
Cole Beasley	2	1-1	.500
Randall Cobb	2	1-1	.500
Kelvin Edwards	2	1-1	.500
Lee Folkins.....	2	1-1	.500
Jason Tucker.....	2	1-1	.500
Roy Williams	2	1-1	.500
Antonio Bryant.....	2	0-2	.000
Jim Doran	2	0-2	.000
Cornell Burbage.....	1	1-0	1.000
Buddy Dial.....	1	1-0	1.000
Tony Dorsett.....	1	1-0	1.000
Blake Jarvin	1	1-0	1.000
Ernie Mills.....	1	1-0	1.000
Kevin Ogletree.....	1	1-0	1.000
Rod Smith.....	1	1-0	1.000
Ron Springs.....	1	1-0	1.000
Kevin Williams	1	1-0	1.000
Tommy McDonald.....	1	0-0-1	.500
Marion Barber	1	0-1	.000
James Dixon	1	0-1	.000
Lance Dunbar	1	0-1	.000
Butch Johnson.....	1	0-1	.000
Karl Powe	1	0-1	.000
Total.....	341	202-126-3	.610

PASSING

1. 506 - Tony Romo vs. Denver, Oct. 6, 2013 (25 of 36)
2. 502 - Dak Prescott vs. Cleveland, Oct. 4, 2020 (41 of 58)
3. 472 - Dak Prescott @ Seattle, Sept. 27, 2020 (37 of 57)
4. 463 - Dak Prescott vs. Green Bay, Oct. 6, 2019 (27 of 44)
5. 460 - Don Meredith @ San Francisco, Nov. 10, 1963 (30 of 48)
6. 455 - Troy Aikman vs. Minnesota, Nov. 26, 1998 (34 of 57)
- 455 - Dak Prescott vs. Philadelphia, Dec. 9, 2018 (42 of 54)
8. 450 - Dak Prescott vs. Atlanta, Sept. 20, 2020 (34 of 47)
9. 445 - Dak Prescott @ New England, Oct. 17, 2021 (36 of 51)
10. 444 - Dak Prescott @ Detroit, Nov. 17, 2019 (29 of 46)
11. 441 - Tony Romo vs. Washington, Nov. 22, 2012 (37 of 62)
12. 437 - Tony Romo vs. N.Y. Giants, Oct. 28, 2012 (36 of 62)
13. 435 - Kellen Moore, vs. Washington, Jan. 3, 2016 (33 of 48)
14. 416 - Tony Romo vs. New Orleans, Dec. 23, 2012 (26 of 43)
15. 406 - Don Meredith @ Washington, Nov. 13, 1966 (21 of 29)
- 406 - Tony Romo vs. Tennessee, Oct. 10, 2010 (31 of 46)
17. 405 - Dak Prescott vs. N.Y. Giants, Sept. 8, 2019 (25 of 32)
18. 403 - Dak Prescott @ Tampa Bay, Sept. 9, 2021 (42 of 58)
19. 397 - Dak Prescott vs. Minnesota, Nov. 10, 2019 (28 of 46)
20. 394 - Don Meredith vs. Philadelphia, Oct. 9, 1966 (19 of 26)

300-YARD PASSING GAMES - CAREER

300-Yard Games Team Record			Pct
Tony Romo.....	46	29-17	.630
Dak Prescott	20	12-8	.600
Troy Aikman	13	7-6	.538
Danny White	10	5-5	.500
Don Meredith.....	7	6-1	.857
Roger Staubach.....	6	4-2	.667
Jon Kitna.....	4	2-2	.500
Steve Pelluer.....	4	2-2	.500
Drew Bledsoe	3	3-0	1.000
Gary Hogeboom	3	2-1	.667
Vinny Testaverde.....	3	1-2	.333
Quincy Carter.....	1	1-0	1.000
Andy Dalton	1	1-0	1.000
Jason Garrett	1	1-0	1.000
Chad Hutchinson	1	1-0	1.000
Craig Morton.....	1	1-0	1.000
Eddie LeBaron.....	1	0-1	.000
Kellen Moore.....	1	0-1	.000
Kyle Orton.....	1	0-1	.000
Cooper Rush.....	1	1-0	1.000
Total.....	128	79-49	.617

Bold denotes rookie





PLAYOFF RECORDS

Dallas Cowboys Playoff History

Date	Game	Opponent	Result	Site
1966 Season (0-1)				
Jan. 1, 1967	Championship Game	Green Bay	L 27-34	Cotton Bowl
1967 Season (1-1)				
Dec. 24	Eastern Championship Game	Cleveland	W 52-14	Cotton Bowl
Dec. 31	Championship Game	Green Bay	L 17-21	Lambeau Field
1968 Season (0-1)				
Dec. 21	Eastern Championship Game	Cleveland	L 20-31	Cleveland Stadium
1969 Season (0-1)				
Dec. 28	Eastern Championship Game	Cleveland	L 14-38	Cotton Bowl
1970 Season (2-1)				
Dec. 26	NFC Divisional Playoff	Detroit	W 5-0	Cotton Bowl
Jan. 3, 1971	NFC Championship Game	San Francisco	W 17-10	Kezar Stadium
Jan. 17, 1971	Super Bowl V	Baltimore	L 13-16	Orange Bowl
1971 Season (3-0)				
Dec. 25	NFC Divisional Playoff	Minnesota	W 20-12	Metropolitan Stadium
Jan. 2, 1972	NFC Championship Game	San Francisco	W 14-3	Texas Stadium
Jan. 16, 1972	Super Bowl VI	Miami	W 24-3	Tulane Stadium
1972 Season (1-1)				
Dec. 23	NFC Divisional Playoff	San Francisco	W 30-28	Candlestick Park
Dec. 31	NFC Championship Game	Washington	L 3-26	RFK Stadium
1973 Season (1-1)				
Dec. 23	NFC Divisional Playoff	Los Angeles	W 27-16	Texas Stadium
Dec. 30	NFC Championship Game	Minnesota	L 10-27	Texas Stadium
1975 Season (2-1)				
Dec. 28	NFC Divisional Playoff	Minnesota	W 17-14	Metropolitan Stadium
Jan. 4, 1976	NFC Championship Game	Los Angeles	W 37-7	Memorial Coliseum
Jan. 18, 1976	Super Bowl X	Pittsburgh	L 17-21	Orange Bowl
1976 Season (0-1)				
Dec. 19	NFC Divisional Playoff	Los Angeles	L 12-14	Texas Stadium
1977 Season (3-0)				
Dec. 26	NFC Divisional Playoff	Chicago	W 37-7	Texas Stadium
Jan. 1, 1978	NFC Championship Game	Minnesota	W 23-6	Texas Stadium
Jan. 15, 1978	Super Bowl XII	Denver	W 27-10	Louisiana Superdome
1978 Season (2-1)				
Dec. 30	NFC Divisional Playoff	Atlanta	W 27-20	Texas Stadium
Jan. 7, 1979	NFC Championship Game	Los Angeles	W 28-0	Memorial Coliseum
Jan. 21, 1979	Super Bowl XIII	Pittsburgh	L 31-35	Orange Bowl
1979 Season (0-1)				
Dec. 30	NFC Divisional Playoff	Los Angeles	L 19-21	Texas Stadium
1980 Season (2-1)				
Dec. 28	NFC Wild Card Game	Los Angeles	W 34-13	Texas Stadium
Jan. 4, 1981	NFC Divisional Playoff	Atlanta	W 30-27	Fulton County Stad.
Jan. 11, 1981	NFC Championship Game	Philadelphia	L 7-20	Veterans Stadium
1981 Season (1-1)				
Jan. 2, 1982	NFC Divisional Playoff	Tampa Bay	W 38-0	Texas Stadium
Jan. 10, 1982	NFC Championship Game	San Francisco	L 27-28	Candlestick Park
1982 Season (2-1)				
Jan. 9, 1983	NFC Wild Card Game	Tampa Bay	W 30-17	Texas Stadium
Jan. 16, 1983	NFC Divisional Playoff	Green Bay	W 37-26	Texas Stadium
Jan. 22, 1983	NFC Championship Game	Washington	L 17-31	RFK Stadium
1983 Season (0-1)				
Dec. 26	NFC Wild Card Game	LA Rams	L 17-24	Texas Stadium

Date	Game	Opponent	Result	Site
1985 Season (0-1)				
Jan. 4, 1986	NFC Divisional Playoff	LA Rams	L 0-20	Anaheim Stadium
1991 Season (1-1)				
Dec. 29	NFC Wild Card Game	Chicago	W 17-13	Soldier Field
Jan. 5, 1992	NFC Divisional Playoff	Detroit	L 6-38	Pontiac Silverdome
1992 Season (3-0)				
Jan. 10, 1993	NFC Divisional Playoff	Philadelphia	W 34-10	Texas Stadium
Jan. 17, 1993	NFC Championship Game	San Francisco	W 30-20	Candlestick Park
Jan. 31, 1993	Super Bowl XXVII	Buffalo	W 52-17	Rose Bowl
1993 Season (3-0)				
Jan. 16, 1994	NFC Divisional Playoff	Green Bay	W 27-17	Texas Stadium
Jan. 23, 1994	NFC Championship Game	San Francisco	W 38-21	Texas Stadium
Jan. 30, 1994	Super Bowl XXVIII	Buffalo	W 30-13	Georgia Dome
1994 Season (1-1)				
Jan. 8, 1995	NFC Divisional Playoff	Green Bay	W 35-9	Texas Stadium
Jan. 15, 1995	NFC Championship Game	San Francisco	L 28-38	Candlestick Park
1995 Season (3-0)				
Jan. 7, 1996	NFC Divisional Playoff	Philadelphia	W 30-11	Texas Stadium
Jan. 14, 1996	NFC Championship Game	Green Bay	W 38-27	Texas Stadium
Jan. 28, 1996	Super Bowl XXX	Pittsburgh	W 27-17	Sun Devil Stadium
1996 Season (1-1)				
Dec. 28	NFC Wild Card Game	Minnesota	W 40-15	Texas Stadium
Jan. 5, 1997	NFC Divisional Playoff	Carolina	L 17-26	Ericsson Stadium
1998 Season (0-1)				
Jan. 2, 1999	NFC Wild Card Game	Arizona	L 7-20	Texas Stadium
1999 Season (0-1)				
Jan. 9, 2000	NFC Wild Card Game	Minnesota	L 10-27	Metrodome
2003 Season (0-1)				
Jan. 3, 2004	NFC Wild Card Game	Carolina	L 10-29	Ericsson Stadium
2006 Season (0-1)				
Jan. 6, 2007	NFC Wild Card Game	Seattle	L 20-21	Qwest Field
2007 Season (0-1)				
Jan. 13, 2008	NFC Divisional Playoff	N.Y. Giants	L 17-21	Texas Stadium
2009 Season (1-1)				
Jan. 9, 2010	NFC Wild Card Game	Philadelphia	W 34-14	AT&T Stadium
Jan. 17, 2010	NFC Divisional Playoff	Minnesota	L 3-34	Metrodome
2014 Season (1-1)				
Jan. 4, 2015	NFC Wild Card Game	Detroit	W 24-20	AT&T Stadium
Jan. 11, 2015	NFC Divisional Playoff	Green Bay	L 21-26	Lambeau Field
2016 Season (0-1)				
Jan. 15, 2017	NFC Divisional Playoff	Green Bay	L 31-34	AT&T Stadium
2018 Season (1-1)				
Jan. 5, 2019	NFC Wild Card Game	Seattle	W 24-22	AT&T Stadium
Jan. 12, 2019	NFC Divisional Playoff	LA Rams	L 22-30	Memorial Coliseum
2021 Season (0-1)				
Jan. 16, 2022	NFC Wild Card Game	San Francisco	L 17-23	AT&T Stadium

NFL Playoff Record: 35-29

Home: 21-10

Wild Card Game: 7-6

Championship Game: 8-8

Away: 9-16

Divisional Game: 15-12

Super Bowl: 5-3

Dallas Cowboys Playoff Record vs.

Arizona.....	0-1	Denver.....	1-0	Philadelphia.....	3-1
Atlanta.....	2-0	Detroit.....	2-1	Pittsburgh.....	1-2
Baltimore.....	0-1	Green Bay.....	4-4	San Francisco.....	5-3
Buffalo.....	2-0	Los Angeles Rams.....	4-5	Seattle.....	1-1
Carolina.....	0-2	Miami.....	1-0	Tampa Bay.....	2-0
Chicago.....	2-0	Minnesota.....	4-3	Washington.....	0-2
Cleveland.....	1-2	N.Y. Giants.....	0-1		

Cowboys All-Time Playoff Leaders

RUSHING (yards)

PLAYER	G	ATT	YARDS	AVG.	LONG	TD
1. Smith, Emmitt (1990-02).....	17	349	1,586	4.5	65	19
2. Dorsett, Tony (1977-87).....	17	302	1,383	4.6	53	9
3. Newhouse, Robert (1972-83).....	23	174	651	3.7	19	3
4. Thomas, Duane (1970-71).....	6	130	518	4.0	23	4
5. Garrison, Walt (1966-74).....	15	126	493	3.9	19	0
6. Staubach, Roger (1969-79).....	20	76	432	5.7	29	0
7. Elliott, Ezekiel (2016-21).....	4	80	340	4.3	44	2
8. Hill, Calvin (1969-74).....	8	90	335	3.8	48	2
9. Perkins, Don (1961-68).....	4	66	284	4.3	24	3
10. Jones, Felix (2008-12).....	2	30	217	7.2	73t	1

RECEIVING (yards)

PLAYER	G	NO	YARDS	AVG.	LONG	TD
1. Irvin, Michael (1988-99).....	16	87	1,315	15.1	53	8
2. Pearson, Drew (1973-83).....	22	67	1,105	16.5	83t	8
3. Harper, Alvin (1991-94, 1999).....	10	24	655	27.3	94t	4
4. Novacek, Jay (1990-96).....	13	62	645	10.4	25	6
5. Hill, Tony (1977-86).....	17	46	618	13.4	49	4
6. Pearson, Preston (1975-80).....	13	43	504	11.7	34	3
7. Hayes, Bob (1965-74).....	17	31	492	15.9	86t	2
8. Witten, Jason (2003-17, 2019).....	8	45	486	10.8	32	1
9. DuPree, Billy Joe (1973-83).....	22	39	447	11.5	28	4
10. Dorsett, Tony (1977-87).....	17	46	403	8.8	32	1

RUSHING-RECEIVING (yards)

PLAYER	G	RUSHING	RECEIVING	TOTAL
1. Smith, Emmitt (1990-02).....	17	1,586	342	1,928
2. Dorsett, Tony (1977-87).....	17	1,383	403	1,786
3. Irvin, Michael (1988-99).....	16	0	1,315	1,315
4. Pearson, Drew (1973-83).....	22	16	1,105	1,121
5. Newhouse, Robert (1972-83).....	23	651	80	731
6. Harper, Alvin (1991-94, 1999).....	10	3	655	658
7. Garrison, Walt (1966-74).....	15	493	159	652
8. Novacek, Jay (1990-96).....	13	0	645	645
9. Pearson, Preston (1975-80).....	13	135	504	639
10. Hill, Tony (1977-86).....	17	-6	618	612

PASSING (rating - min. 150 att.)

PLAYER	G	ATT	COMP	PCT	YDS	TD	INT	RATING
1. Romo, Tony (2006-16).....	7	185	114	61.6	1,316	8	2	93.0
2. Aikman, Troy (1989-00).....	16	502	320	63.7	3,849	23	17	88.3
3. Staubach, Roger (1969-79).....	20	410	223	54.4	2,791	24	19	76.0
4. White, Danny (1976-88).....	18	360	206	57.2	2,284	15	16	71.7

SCORING

PLAYER	G	TD	PAT	2PT	FG	TOTAL
1. Smith, Emmitt (1990-02).....	17	21	-	-	-	126
2. Septien, Rafael (1978-86)	13	-	40	-	18	94
3. Boniol, Chris (1994-96).....	7	-	24	-	13	63
4. Dorsett, Tony (1977-87).....	17	10	-	-	-	60
5. Fritsch, Toni (1971-73, 1975).....	7	-	15	-	12	51
6. Pearson, Drew (1973-83).....	22	8	-	-	-	48
Irvin, Michael (1988-99).....	13	8	-	-	-	48
8. Clark, Mike (1968-71, 1973)	8	-	14	-	9	41
9. Novacek, Jay (1990-96).....	13	6	-	-	-	36
10. Murray, Eddie (1993, 1999).....	4	-	12	-	7	33

FIELD GOAL PCT. (min. 10 made)

PLAYER	G	ATT.	MADE	PCT.	LONG
1. Septien, Rafael (1978-86)	14	20	18	90.0	50
2. Boniol, Chris (1994-96).....	7	15	13	86.7	51
3. Fritsch, Toni (1971-73, 1975).....	7	14	12	85.7	45

PUNTING AVG. (min. 25 punts)

PLAYER	G	NO.	AVG.	LONG	BLK
1. Saxon, Mike (1985-92).....	6	26	43.5	57	1
2. Jett, John (1993-96).....	10	33	42.9	59	1
3. Widby, Ron (1968-71).....	8	51	40.7	65	0
4. White, Danny (1976-88).....	17	84	36.6	53	0

PUNT RETURN AVG. (min. 10)

PLAYER	G	NO.	YARDS	AVG.	LONG	TD
1. Hayes, Bob (1965-74).....	15	12	151	12.6	68	0
2. Johnson, Butch (1976-83).....	17	19	208	11.0	44	0
3. Jones, James (1980-82, 1984-85).....	5	16	147	9.2	43	0

KICKOFF RETURN AVG. (min. 10)

PLAYER	G	NO.	YARDS	AVG.	LONG	TD
1. Harris, Cliff (1970-79).....	21	11	243	22.1	34	0
2. Williams, Kevin (1993-96).....	10	23	505	22.0	50	0
3. Martin, Kelvin (1987-92, 1996).....	5	11	237	21.5	39	0
4. Jones, James (1980-82, 1984-85).....	6	13	267	20.5	33	0
5. Fellows, Ron (1981-86).....	6	11	191	17.4	33	0
6. Johnson, Butch (1976-83).....	17	12	207	17.3	26	0

INTERCEPTIONS

PLAYER	G	NO.	YARDS	AVG.	LONG	TD
1. Waters, Charlie (1970-78, 1980-81).....	25	9	124	13.8	29	0
2. Thurman, Dennis (1978-85)	13	7	126	18.0	39t	1
3. Harris, Cliff (1970-79).....	21	6	103	17.2	30	0
4. Brown, Larry (1991-95, 1998).....	14	5	105	21.0	44	0
5. Howley, Chuck (1961-73).....	11	4	89	22.3	41	0
Lewis, D.D. (1968, 1970-71).....	27	4	64	16.0	23	0
Jordan, Lee Roy (1963-76)	19	4	34	8.5	41	0
Renfro, Mel (1964-77).....	21	4	32	8.0	19	0
9. Washington, James (1990-94).....	8	3	46	15.3	21	0
Everett, Thomas (1992-93).....	6	3	36	12.0	22	0
Woodson, Darren (1992-2003)	14	3	24	8.0	19	0
Walls, Everson (1981-89).....	7	3	20	6.7	20	0
Hughes, Randy (1975-80).....	12	3	1	0.3	1	0
Barnes, Benny (1972-82).....	21	3	0	0.0	0	0

Cowboys Individual Playoff Records

SERVICE

Most Games, Career

27	D.D. Lewis, 1968, 1970-81
26	Larry Cole, 1968-80
25	Charlie Waters, 1970-78, 1980-81

SCORING

POINTS

Career

126	Emmitt Smith, 1990-99 (21-td)
94	Rafael Septien, 1978-85 (40-pat, 18-fg)
63	Chris Boniol, 1994-96 (24-pat, 13-fg)

Game

18	Craig Baynham, vs. Cleveland, 12/24/67
18	Preston Pearson, @ LA Rams, 1/4/76
18	Emmitt Smith, vs. Green Bay, 1/14/96

Game, Opponent

18	Larry Schreiber, @ San Francisco, 12/23/72
18	Sidney Rice, @ Minnesota, 1/17/10
17	John Kasay, @ Carolina, 1/3/04
14	Curt Knight, @ Washington, 12/31/72
14	John Kasay, @ Carolina, 1/5/97

TOUCHDOWNS

Career

21	Emmitt Smith, 1990-99 (19-r, 2-p)
10	Tony Dorsett, 1977-85 (9-r, 1-p)
8	Drew Pearson, 1973-83 (8-p)
8	Michael Irvin, 1988-98 (8-p)

Game

3	Craig Baynham, vs. Cleveland, 12/24/67 (2-r, 1-p)
3	Preston Pearson, @ LA Rams, 1/4/76 (3-p)
3	Emmitt Smith, vs. Green Bay, 1/14/96 (3-r)

Game, Opponent

3	Larry Schreiber, @ San Francisco, 12/23/72 (3-r)
3	Sidney Rice, @ Minnesota, 1/17/10 (3-p)

Most Consecutive Games Scoring Touchdown

8	Emmitt Smith, 1993-96
5	Duane Thomas, 1970-71
3	Tony Dorsett, 1977-78
3	Tony Dorsett, 1981-82
3	Emmitt Smith, 1992
3	Alvin Harper, 1992-93
3	Jay Novacek, 1992-93
3	Michael Irvin, 1994-95

POINTS AFTER TOUCHDOWNS

Most Attempted, Career

40	Rafael Septien, 1978-85
24	Chris Boniol, 1994-96
15	Toni Fritsch, 1971-73, 1975

Most Attempted, Game

7	Danny Villanueva, vs. Cleveland, 12/24/67
7	Lin Elliott, vs. Buffalo, 1/31/93

Most Made, Career

40	Rafael Septien, 1978-85
24	Chris Boniol, 1994-96
15	Toni Fritsch, 1971-73, 1975

Most Made, Game

7	Danny Villanueva, vs. Cleveland, 12/24/67
7	Lin Elliott, vs. Buffalo, 1/31/93

Most Made, Game, Opponent

5	Don Cockroft, vs. Cleveland, 12/28/69
5	Roy Gerela, vs. Pittsburgh, 1/21/79
5	Eddie Murray, @ Detroit, 1/5/92
5	Doug Brien, @ San Francisco, 1/15/95

Most Made, No Misses, Career

40	Rafael Septien, 1978-86
24	Chris Boniol, 1994-96
15	Toni Fritsch, 1971-73, 1975

FIELD GOALS

Most Attempted, Career

21	Rafael Septien, 1978-86
15	Chris Boniol, 1994-96
14	Toni Fritsch, 1972-76
14	Mike Clark, 1968-71, 1973

Most Attempted, Game

5	Efren Herrera, vs. Denver, 1/15/78
4	Mike Clark, @ Cleveland, 12/21/68
4	Chris Boniol, vs. Minnesota, 12/28/96

Most Attempted, Opponent, Game

6	David Ray, vs. LA Rams, 12/23/73
5	John Kasay, @ Carolina, 1/3/04
4	Curt Knight, @ Washington, 12/31/72
4	John Kasay, @ Carolina, 1/5/97
4	Greg Zuerlein, @ LA Rams, 1/12/19

Most Made, Career

18	Rafael Septien, 1978-86
13	Chris Boniol, 1994-96
12	Toni Fritsch, 1972-76

Most Made, Game

4	Chris Boniol, vs. Minnesota, 12/28/96
3	7 times, last by Chris Boniol @ Carolina, 1/5/97

Most Made, Opponent, Game

5	John Kasay, @ Carolina, 1/3/04
4	Curt Knight, @ Washington, 12/31/72
4	John Kasay, @ Carolina, 1/5/97

Most Consecutive Field Goals Made

15	Rafael Septien, 1978-82
9	Chris Boniol, 1995-96
7	Efren Herrera, 1976-77
7	Eddie Murray, 1994, 1999

Most Consecutive Games Made

7	Toni Fritsch, 1972-76
6	Rafael Septien, 1976-78
5	Chris Boniol, 1995-96

Longest Field Goal

52	Dan Bailey, vs. Green Bay, 1/15/17
51	Chris Boniol, vs. Philadelphia, 1/7/96
51	Dan Bailey, vs. Detroit, 1/4/15
51	Greg Zuerlein, vs. San Francisco, 1/16/22
50	Rafael Septien, vs. Green Bay, 1/16/83
50	Eddie Murray, vs. San Francisco, 1/23/94
50	Martin Gramatica, @ Seattle, 1/6/07
50	Dan Bailey, vs. Green Bay, 1/15/17

Longest Field Goal, Opponent

56	Mason Crosby, vs. Green Bay, 1/15/17
54	Steve Christie, vs. Buffalo, 1/30/94
53	Robbie Gould, vs. San Francisco, 1/16/22
52	Robbie Gould, vs. San Francisco, 1/16/22

Highest Field Goal Percentage, Career (10 made)

90.0	Rafael Septien, 1978-86 (18-20)
86.7	Chris Boniol, 1994-96 (13-15)
85.7	Toni Fritsch, 1972-76 (12-14)

SAFETIES

Most, Game

1	George Andrie and Jethro Pugh, vs. Detroit, 12/26/70
---	--

1	Jim Jensen, vs. LA Rams, 12/19/76
---	-----------------------------------

Most, Opponent, Game

1	Alan Page, @ Minnesota, 12/25/71
1	Reggie Harrison, vs. Pittsburgh, 1/18/76
1	Terry Glenn, fumble through end zone, @ Seattle, 1/6/07

RUSHING

ATTEMPTS

Career

349	Emmitt Smith, 1990-99
302	Tony Dorsett, 1977-85
174	Robert Newhouse, 1972-83

Game

35	Emmitt Smith, vs. Green Bay, 1/14/96
30	Duane Thomas, vs. Detroit, 12/26/70
30	Emmitt Smith, vs. Buffalo, 1/30/94

Game, Opponent

36	John Riggins, vs. Washington, 1/22/83
34	Eric Dickerson, @ LA Rams, 1/4/86
30	Larry Brown, @ Washington, 12/31/72

Career

1,586	Emmitt Smith, 1990-99
1,383	Tony Dorsett, 1977-85
651	Robert Newhouse, 1972-83

Game

160	Tony Dorsett, vs. LA Rams, 12/28/80
150	Emmitt Smith, vs. Green Bay, 1/14/96
148	Felix Jones, vs. Philadelphia, 1/9/10

Game, Opponent

- 248 Eric Dickerson, @ LA Rams, 1/4/86
- 194 Wilbert Montgomery, @ Philadelphia, 1/11/81
- 140 John Riggins, vs. Washington, 1/22/83
- 140 Robert Smith, @ Minnesota, 1/9/00

Longest Run

- 73 Felix Jones, vs. Philadelphia, 1/9/10 (TD)
- 65 Emmitt Smith, @ Minnesota, 1/9/00
- 53 Tony Dorsett, @ LA Rams, 1/7/79

Longest Run, Opponent

- 74 Adrian Murrell, vs. Arizona, 1/2/99
- 71 James Lofton, vs. Green Bay, 1/16/83 (TD)
- 55 Wilbert Montgomery, @ Philadelphia, 1/7/79
- 55 Eric Dickerson, vs. LA Rams, 12/26/83 (TD)

Most Games, 100 or More Yards

- 7 Emmitt Smith, 1990-98
- 3 Tony Dorsett, 1978-83
- 2 Duane Thomas, 1970-71
- 2 Ezekiel Elliott, 2016-19

Most Consecutive Games, 100 or More Yards

- 3 Emmitt Smith, 1992
- 2 Duane Thomas, 1970-71
- 2 Ezekiel Elliott, 2016-18

AVERAGE GAIN

Career (50 attempts)

- 5.68 Roger Staubach, 1969-79 (76-432)
- 4.58 Tony Dorsett, 1977-85 (302-1,383)
- 4.54 Emmitt Smith, 1990-99 (349-1,586)

Game (10 attempts)

- 9.25 Felix Jones, vs. Philadelphia, 1/9/10 (16-148)
- 7.27 Tony Dorsett, vs. LA Rams, 12/28/80 (22-160)
- 6.94 Calvin Hill, @ San Francisco, 12/23/72 (18-125)

TOUCHDOWNS

Career

- 19 Emmitt Smith, 1990-99
- 9 Tony Dorsett, 1977-85
- 4 Duane Thomas, 1970-71

Game

- 3 Emmitt Smith, vs. Green Bay, 1/14/96
- 2 Nine times, last by Emmitt Smith, vs. Minnesota, 12/28/96

Game, Opponent

- 3 Larry Schreiber, @ San Francisco, 12/23/72
- 2 Six times, last by C. J. Anderson @ LA Rams, 1/12/19

Most Consecutive Games Rushing for Touchdown

- 8 Emmitt Smith, 1993-96
- 3 Duane Thomas, 1971-72
- 3 Tony Dorsett, 1977-78
- 3 Tony Dorsett, 1981-82
- 3 Emmitt Smith, 1992
- 3 Dak Prescott, 2018-21

PASSING

ATTEMPTS

Career

- 502 Troy Aikman, 1989-99
- 410 Roger Staubach, 1969-79
- 360 Danny White, 1976-88

Game

- 53 Danny White, vs. LA Rams, 12/26/83
- 53 Troy Aikman, @ San Francisco, 1/15/95
- 49 Troy Aikman, vs. Arizona, 1/2/99

Game, Opponent

- 50 Jim Kelly, vs. Buffalo, 1/30/94
- 49 Neil O'Donnell, vs. Pittsburgh, 1/28/96
- 45 Brett Favre, vs. Green Bay, 1/16/94
- 45 Steve Young, vs. San Francisco, 1/22/94

COMPLETIONS

Career

- 320 Troy Aikman, 1989-99
- 223 Roger Staubach, 1969-79
- 206 Danny White, 1976-88

Game

- 32 Danny White, vs. LA Rams, 12/26/83
- 30 Troy Aikman, @ San Francisco, 1/15/95
- 28 Troy Aikman, vs. Green Bay, 1/16/94

Opponent, Game

- 31 Jim Kelly, vs. Buffalo, 1/30/94
- 29 Erik Kramer, @ Detroit, 1/5/92
- 28 Brett Favre, vs. Green Bay, 1/16/94
- 28 Neil O'Donnell, vs. Pittsburgh, 1/28/96
- 28 Matthew Stafford, vs. Detroit, 1/4/15
- 28 Aaron Rodgers, vs. Green Bay, 1/15/17

Consecutive Passes Completed

- 10 Troy Aikman, vs. Pittsburgh, 1/28/96
- 9 Dak Prescott, vs. Green Bay, 1/15/17
- 9 Dak Prescott, vs. Seattle, 1/5/19
- 8 Danny White, vs. Green Bay, 1/16/83
- 8 Troy Aikman, vs. Buffalo, 1/31/93

COMPLETION PERCENTAGE

Career (150 attempts)

- 63.75 Troy Aikman, 1989-99 (320 of 502)
- 61.62 Tony Romo, 2003-16 (114 of 185)
- 57.22 Danny White, 1976-88 (206 of 360)

Game (20 attempts)

- 76.67 Troy Aikman, vs. Green Bay, 1/8/95 (23 of 30)
- 75.68 Troy Aikman, vs. Green Bay, 1/16/94 (28 of 37)
- 73.33 Troy Aikman, vs. Buffalo, 1/31/93 (22 of 30)

YARDS GAINED

Career

- 3,849 Troy Aikman, 1989-99
- 2,791 Roger Staubach, 1969-79
- 2,284 Danny White, 1976-88

Game

- 380 Troy Aikman, @ San Francisco, 1/15/95
- 337 Troy Aikman, vs. Green Bay, 1/8/95
- 330 Danny White, vs. LA Rams, 12/26/83

Game, Opponent

- 356 Aaron Rodgers, vs. Green Bay, 1/15/17
- 341 Erik Kramer, @ Detroit, 1/5/92
- 332 Lynn Dickey, vs. Green Bay, 1/16/83

Most Games, 300 or More Passing Yards, Career

- 4 Troy Aikman, 1991-95
- 3 Danny White, 1976-88

Longest Pass Completion (All TDs)

- 94 Troy Aikman (to Harper), vs. Green Bay, 1/8/95
- 86 Don Meredith (to Hayes), vs. Cleveland, 12/24/67
- 83 Roger Staubach (to D. Pearson), vs. LA Rams, 12/23/73

Longest Pass Completion, Opponent

(All TDs except as noted)

- 76 Michael Vick (to Jeremy Maclin), vs. Philadelphia, 1/9/10
- 75 Frank Ryan (to Paul Warfield), vs. Cleveland, 12/24/67
- 75 John Unitas (to John Mackey), vs. Baltimore, 1/17/71
- 75 Doug Williams (to Jimmie Giles), vs. Tampa Bay, 1/2/82 (no TD)

TOUCHDOWNS

Career

- 23 Roger Staubach, 1969-79
- 24 Troy Aikman, 1989-98
- 15 Danny White, 1976-88

Game

- 4 Roger Staubach, @ LA Rams, 1/4/76
- 4 Troy Aikman, vs. Buffalo, 1/31/93

Game, Opponent

- 4 Bart Starr, vs. Green Bay, 1/1/67
- 4 Terry Bradshaw, vs. Pittsburgh, 1/21/79
- 4 Brett Favre, @ Minnesota, 1/17/10

Most Consecutive Games, Touchdown Pass

- 5 Troy Aikman, 1992-93
- 5 Troy Aikman, 1994-95
- 4 Danny White, 1982-83
- 4 Dak Prescott, 2016-21

HAD INTERCEPTED

Career

- 19 Roger Staubach, 1969-79
- 17 Troy Aikman, 1989-99
- 16 Danny White, 1976-88

Game

- 4 Roger Staubach, vs. Minnesota, 12/30/73
- 3 Ten times, last Troy Aikman, vs. Arizona, 1/2/99

Game, Opponent

- 4 Bob Avellini, vs. Chicago, 12/26/77
- 4 Craig Morton, vs. Denver, 1/15/78
- 4 Doug Williams, vs. Tampa Bay, 1/2/82

Most Consecutive Passes Attempted, None Intercepted

- 111 Troy Aikman, 1991-93
- 102 Roger Staubach, 1969-1973
- 88 Troy Aikman, 1994-96

Most Attempts, No Interceptions, Game

- 35 Tony Romo, vs. Philadelphia, 1/9/10
- 34 Troy Aikman, @ San Francisco, 1/17/93
- 33 Troy Aikman, vs. Green Bay, 1/14/96

Most Attempts, No Interceptions, Game, Opponent

- 38 Erik Kramer, @ Detroit, 1/5/92
- 35 Aaron Rodgers, @ Green Bay, 1/11/15
- 30 Vince Ferragamo, vs. LA Rams, 12/26/83
- 30 Randall Cunningham, vs. Philadelphia, 1/10/93

RATING

Career	
93.0	Tony Romo 2006-16
88.3	Troy Aikman 1989-00
76.0	Roger Staubach 1969-79
Game	
143.6	Tony Romo, @ Green Bay, 1/11/15
140.7	Troy Aikman, vs. Buffalo, 1/31/93
121.1	Roger Staubach, @ San Francisco, 12/23/72
Game, Opponent	
148.6	Billy Kilmer, @ Washington, 12/31/72
143.5	Bart Starr, vs. Green Bay, 1/1/67
134.4	Brett Favre, @ Minnesota, 1/17/10

TIMES SACKED

Game	
7	Roger Staubach, vs. LA Rams, 12/23/73
7	Roger Staubach, vs. Pittsburgh, 1/18/76
6	Tony Romo, @ Minnesota, 1/17/10
6	Tony Romo, vs. Detroit, 1/4/15
Opponent, Game	
5	John Hadl, vs. LA Rams, 12/23/73
5	Ron Jaworski, vs. LA Rams, 1/4/76
5	Steve Bartkowski, @ Atlanta, 12/30/78
5	Randall Cunningham, vs. Philadelphia, 1/10/93

PASS RECEIVING

RECEPTIONS

Career	
87	Michael Irvin, 1988-98
67	Drew Pearson, 1973-83
62	Jay Novacek, 1990-95
Game	
12	Michael Irvin, @ San Francisco, 1/15/95
11	Jay Novacek, vs. Green Bay, 1/8/95
10	Jason Witten, @ Minnesota, 1/17/10
Game, Opponent	
10	Andre Hastings, vs. Pittsburgh, 1/28/96
9	Tom Waddle, @ Chicago, 12/29/91
9	Edgar Bennett, vs. Green Bay, 1/16/94
Most Consecutive Games, Pass Reception	
22	Drew Pearson, 1973-83
16	Michael Irvin, 1991-98
13	Jay Novacek, 1991-95

YARDS

Career	
1,315	Michael Irvin, 1988-98
1,105	Drew Pearson, 1973-83
655	Alvin Harper, 1991-94
Game	
192	Michael Irvin, @ San Francisco, 1/15/95
163	Raghib Ismail, @ Minnesota, 1/9/00
144	Bob Hayes, vs. Cleveland, 12/24/67
Game, Opponent	
161	Lynn Swann, vs. Pittsburgh, 1/18/76
152	Andre Reed, vs. Buffalo, 1/31/93
146	Charlie Taylor, vs. Washington, 12/31/72
146	Jeremy Maclin, vs. Philadelphia, 1/9/10
Longest Pass Reception (All TDs)	
94	Alvin Harper (from Aikman), vs. Green Bay, 1/8/95
86	Bob Hayes (from Meredith), vs. Cleveland, 12/24/67
83	Drew Pearson (from Staubach), vs. LA Rams, 12/23/73
Longest Pass Reception, Opponent (All TDs, except *)	
76	J. Maclin (from M. Vick), vs. Philadelphia, 1/9/10
75	P. Warfield (from F. Ryan), vs. Cleveland 12/24/67
75	J. Mackey (from J. Unitas), vs. Baltimore, 1/17/71
75	J. Giles (from D. Williams), vs. Tampa Bay, 1/2/82*
Most Games, 100 or More Yards Receiving, Career	
6	Michael Irvin, 1988-98
2	Tony Hill, 1977-86
2	Alvin Harper, 1991-94

AVERAGE GAIN

Career (20 receptions)	
27.3	Alvin Harper, 1991-94 (24-655)
16.5	Drew Pearson, 1973-83 (67-1,105)
15.8	Butch Johnson, 1976-83 (25-394)
Game (3 receptions)	
39.0	Alvin Harper, @ San Francisco, 1/17/93 (3-117)
34.0	Frank Clarke, vs. Green Bay, 1/1/67 (3-102)
29.3	Alvin Harper, @ Chicago, 12/29/91 (3-88)

TOUCHDOWNS

Career	
8	Drew Pearson, 1973-83
8	Michael Irvin, 1988-98
6	Jay Novacek, 1990-95
Game	
3	Preston Pearson, @ LA Rams, 1/4/76
Game, Opponent	
3	Sidney Rice, @ Minnesota, 1/17/10
2	Nine times, last by Amani Toomer, vs. N.Y. Giants, 1/13/08
Most Consecutive Games, Touchdown	
3	Alvin Harper, 1992-93
3	Jay Novacek, 1992-93
3	Michael Irvin, 1994-95

RUSHING-RECEIVING

ATTEMPTS

Career	
395	Emmitt Smith, 1990-99 (349-ru, 46-re)
348	Tony Dorsett, 1977-85 (302-ru, 46-re)
188	Robert Newhouse, 1972-83 (174-ru, 14-re)
Game	
37	Emmitt Smith, vs. Green Bay, 1/14/96 (35-ru, 29-re)
34	Emmitt Smith, vs. Buffalo, 1/30/94 (30-ru, 4-re)
31	Emmitt Smith, @ San Francisco, 1/17/19 (24-ru, 7-re)
Career	
1,928	Emmitt Smith, 1990-99 (1,586-ru, 342-re)
1,786	Tony Dorsett, 1977-85 (1,383-ru, 403-re)
1,315	Michael Irvin, 1988-98 (0-ru, 1,315-re)
Game	
192	Michael Irvin, @ San Francisco, 1/15/95 (192-re)
188	Tony Dorsett, vs. LA Rams, 12/28/80 (160-ru, 28-re)
178	Felix Jones, vs. Philadelphia, 1/9/10 (148-ru, 30-re)

YARDS

Career	
1,928	Emmitt Smith, 1990-99 (1,586-ru, 342-re)
1,786	Tony Dorsett, 1977-85 (1,383-ru, 403-re)
1,315	Michael Irvin, 1988-98 (0-ru, 1,315-re)
Game	
192	Michael Irvin, @ San Francisco, 1/15/95 (192-re)
188	Tony Dorsett, vs. LA Rams, 12/28/80 (160-ru, 28-re)
178	Felix Jones, vs. Philadelphia, 1/9/10 (148-ru, 30-re)

PUNTING

PUNTS

Career (25 punts)	
84	Danny White, 1976-85
51	Ron Widby, 1968-71
33	John Jett, 1993-96
Game	
9	Ron Widby, vs. Baltimore, 1/17/71
8	Five times, last by Danny White, vs. LA Rams, 12/30/79
Game, Opponent	
8	Donny Anderson, @ Green Bay, 12/31/67
8	Herman Weaver, vs. Detroit, 12/26/70
8	Neil Clabo, @ Minnesota, 1/1/78
8	Tom Hutton, vs. Philadelphia, 1/7/96
8	Scott Player, vs. Arizona, 1/2/99
Longest Punt	
65	Ron Widby, vs. Detroit, 12/26/70
62	Mat McBriar, @ Seattle, 1/6/07
61	Mat McBriar, vs. Philadelphia, 1/9/10
Longest Punt, Opponent	
66	Jake Schum, vs. Green Bay, 1/15/17
64	Dave Chapple, vs. LA Rams, 12/23/73
62	Craig Henrich, vs. Green Bay, 1/8/95

AVERAGE GROSS YARDS

Career (25 punts)	
43.5	Mike Saxon, 1985-92
42.9	John Jett, 1993-96
40.1	Ron Widby, 1968-71
Game (4 punts)	
53.6	Bryan Anger, vs. San Francisco, 1/16/22 (5-268)
48.4	Mat McBriar, @ Seattle, 1/6/07 (5-242)
48.0	Chris Jones, vs. Detroit, 1/11/15 (4-192)
Game, Opponent (4 punts)	
51.4	Michael Dickson, vs. Seattle, 1/12/19 (7-360)
50.6	Sav Rocca, vs. Philadelphia, 1/9/10 (5-253)
48.8	Herman Weaver, vs. Detroit, 12/26/70 (8-391)

HAD BLOCKED

Career	
1	Mike Saxon, 1986-1992
1	John Jett, 1993-95
Most Consecutive Punts, None Blocked	
84	Danny White, 1976-83
60	Ron Widby, 1968-72
24	Marv Bateman, 1972-75

INSIDE 20

Career	21 Danny White, 1976-83
	10 Mat McBriar, 2004-09
	9 Ron Widby, 1968-72
Game	5 Mat McBriar, vs. Philadelphia, 1/9/10
	4 Toby Gowin, vs. Arizona, 1/2/99
	3 Seven times, last by Bryan Anger, vs. SF, 1/16/22

PUNT RETURNS

RETURNS

Career	19 Butch Johnson, 1976-83
	16 James Jones, 1980-82
	12 Bob Hayes, 1965-74
Game	5 James Jones, vs. LA Rams, 12/28/80
	5 Ron Fellows, vs. Tampa Bay, 1/9/83
	5 Tavon Austin, vs. Seattle, 1/12/19
	4 Seven times, last by J. Galloway, @ Carolina, 1/3/04
Game, Opponent	6 John Sciarra, @ Philadelphia, 1/11/81
	5 Lem Barney, vs. Detroit, 12/26/70

FAIR CATCHES

Career	10 Bob Hayes, 1966-72
	8 Lance Rentzel, 1967-69
	8 Cliff Harris, 1970-79
Game	4 Lance Rentzel, @ Cleveland, 12/21/68
	4 Cliff Harris, @ San Francisco, 12/23/72
	3 Lance Rentzel, @ Green Bay, 12/31/67
	3 Golden Richards, vs. Pittsburgh, 1/18/76
	3 Gordon Banks, @ LA Rams, 1/4/86
Game, Opponent	4 Bobby Bryant, @ Minnesota, 12/25/71
	3 Bobby Bryant, vs. Minnesota, 12/30/73
	3 Travis Benjamin, vs. San Francisco, 1/16/22

YARDS GAINED

Career	208 Butch Johnson, 1976-83
	151 Bob Hayes, 1965-74
	147 James Jones, 1980-82
Game	141 Bob Hayes, vs. Cleveland, 12/24/67
	81 James Jones, vs. LA Rams, 12/20/80
	73 Tavon Austin, vs. Seattle, 1/15/19
Game, Opponent	69 John Sciarra, @ Philadelphia, 1/11/81
	59 Reggie Brooks, vs. Green Bay, 1/16/94
	54 Antonio Freeman, vs. Green Bay, 1/14/96
Longest Punt Return	68 Bob Hayes, vs. Cleveland, 12/24/67
	64 Bob Hayes, vs. Cleveland, 12/24/67
	63 Golden Richards, vs. Minnesota, 12/30/73 (TD)
Longest Punt Return, Opponent	43 Reggie Brooks, vs. Green Bay, 1/16/94
	39 Antonio Freeman, vs. Green Bay, 1/14/96
	30 Jim Bertelsen, vs. LA Rams, 12/23/73

AVERAGE YARDAGE

Career (10 returns)	12.6 Bob Hayes, 1965-74 (12-151)
	11.0 Butch Johnson, 1976-83 (19-208)
	9.2 James Jones, 1980-82 (16-147)
Game (3 returns)	47.0 Bob Hayes, vs. Cleveland, 12/24/67 (3-141)
	18.7 Patrick Crayton, vs. Philadelphia, 1/9/10 (3-56)
	16.2 James Jones, vs. LA Rams, 12/20/80 (5-81)
Game, Opponent (3 returns)	13.5 Antonio Freeman, vs. Green Bay, 1/14/96 (4-54)
	13.0 Jim Bertelsen, vs. LA Rams, 1/23/73 (4-52)
	11.5 John Sciarra, @ Philadelphia, 1/11/81 (6-69)

TOUCHDOWNS

Game	1 Golden Richards, vs. Minnesota, 12/30/73
Game, Opponent	None

KICKOFF RETURNS

RETURNS

Career	23 Kevin Williams, 1993-96
	13 James Jones, 1980-82, 1984-85
	12 Butch Johnson, 1976-83
Game	7 Michael Bates, @ Carolina 1/3/04
	6 Kevin Williams, @ San Francisco, 1/15/95
	6 Kevin Ogletree, @ Minnesota, 1/17/10
Game, Opponent	7 Del Rodgers, vs. Green Bay, 1/16/83
	7 Antonio Freeman, vs. Green Bay, 1/14/96
Career	505 Kevin Williams, 1993-96
	267 James Jones, 1980-82, 1984-85
	243 Cliff Harris, 1970-79
Game	172 Michael Bates, @ Carolina 1/3/04
	136 Miles Austin, @ Seattle, 1/6/07
	130 Kevin Williams, @ San Francisco, 1/15/95
Game, Opponent	155 Michael Bates, @ Carolina, 1/5/97
	148 Del Rodgers, vs. Green Bay, 1/16/83
	148 Antonio Freeman, vs. Green Bay, 1/14/96
Longest Kickoff Return	93 Miles Austin, @ Seattle, 1/6/07 (TD)
	89 Rod Hill, vs. Green Bay, 1/9/83
	50 Kevin Williams, vs. Buffalo, 1/30/94
Longest Kickoff Return, Opponent	97 Vic Washington, vs. San Francisco, 12/23/72 (TD)
	67 Rick Upchurch, vs. Denver, 1/15/78
	61 Clinton Jones, @ Minnesota, 12/25/71

YARDS

Career	505 Kevin Williams, 1993-96
	267 James Jones, 1980-82, 1984-85
	243 Cliff Harris, 1970-79
Game	172 Michael Bates, @ Carolina 1/3/04
	136 Miles Austin, @ Seattle, 1/6/07
	130 Kevin Williams, @ San Francisco, 1/15/95
Game, Opponent	155 Michael Bates, @ Carolina, 1/5/97
	148 Del Rodgers, vs. Green Bay, 1/16/83
	148 Antonio Freeman, vs. Green Bay, 1/14/96
Longest Kickoff Return	93 Miles Austin, @ Seattle, 1/6/07 (TD)
	89 Rod Hill, vs. Green Bay, 1/9/83
	50 Kevin Williams, vs. Buffalo, 1/30/94
Longest Kickoff Return, Opponent	97 Vic Washington, vs. San Francisco, 12/23/72 (TD)
	67 Rick Upchurch, vs. Denver, 1/15/78
	61 Clinton Jones, @ Minnesota, 12/25/71

AVERAGE YARDAGE

Career (10 returns)	22.1 Cliff Harris, 1970-79 (11-243)
	22.0 Kevin Williams, 1993-96 (23-505)
	21.5 Kelvin Martin, 1987-92 (11-237)
Game (3 returns)	45.3 Miles Austin, @ Seattle, 1/6/07 (3-136)
	39.3 Rod Hill, vs. Green Bay, 1/9/83 (3-118)
	29.3 Kevin Williams, vs. Green Bay, 1/8/95 (3-88)
Game, Opponent (3 returns)	45.3 Vic Washington, vs. San Francisco, 12/23/72 (3-136)
	31.3 Rick Upchurch, vs. Denver, 1/15/78 (3-94)
	31.0 Michael Bates, @ Carolina, 1/5/97 (5-155)
	31.0 Domenik Hixon, vs. N.Y. Giants, 1/13/08 (3-93)

TOUCHDOWNS

Game	1 Miles Austin, @ Seattle, 1/6/07
Game, Opponent	1 Vic Washington, vs. San Francisco, 12/23/72

INTERCEPTED BY

INTERCEPTIONS

Career	9 Charlie Waters, 1970-78, 80-81
	7 Dennis Thurman, 1978-85
	6 Cliff Harris, 1970-79
Game	3 Charlie Waters, vs. Chicago, 12/26/77
	3 Dennis Thurman, vs. Green Bay, 1/16/83
	2 Seven times, last by Larry Brown, vs. Pittsburgh, 1/28/96
Game, Opponent	2 Skip Vanderhundert, @ San Francisco, 12/23/72
	2 Bobby Bryant, vs. Minnesota, 12/30/73
	2 Eric Davis, @ San Francisco, 1/15/95
	2 Aeneas Williams, vs. Arizona, 1/2/99
Most Consecutive Games Intercept Pass	3 Mel Renfro, 1970
	3 Randy Hughes, 1977-78
Career	126 Dennis Thurman, 1978-85
	124 Charlie Waters, 1970-78, 80-81
	105 Larry Brown, 1991-95

YARDS GAINED

Career	126 Dennis Thurman, 1978-85
	124 Charlie Waters, 1970-78, 80-81
	105 Larry Brown, 1991-95

Game	77 Larry Brown, vs. Pittsburgh, 1/28/96
	68 Thomas Henderson, @ LA Rams, 1/7/79
	60 Cornell Green, vs. Cleveland, 1/24/67
Game, Opponent	94 LeRoy Irvin, vs. LA Rams, 12/26/83
	88 Walt Sumner, vs. Cleveland, 12/28/69
	63 Bobby Bryant, vs. Minnesota, 12/30/73
Longest Return (all TDs except as noted)	68 Thomas Henderson, @ LA Rams, 1/7/79
	60 Cornell Green, vs. Cleveland, 1/24/67
	44 Larry Brown, vs. Pittsburgh, 1/28/96 (no TD)
Longest Return, Opponents (all TDs except as noted)	94 LeRoy Irvin, vs. LA Rams, 12/26/83 (no TD)
	88 Walt Sumner, vs. Cleveland, 12/28/69
	63 Bobby Bryant, vs. Minnesota, 12/30/73

FUMBLES**OPPONENTS' FUMBLES RECOVERED**

Career	4 Cliff Harris, 1970-79
	3 Charlie Waters, 1970-78, 1980-81
Game	2 Charlie Waters, vs. Detroit, 12/26/70
	2 Harvey Martin, vs. Minnesota, 1/1/78
	2 Randy Hughes, vs. Denver, 1/15/78
	2 Jimmie Jones, vs. Buffalo, 1/31/93
	2 Bobby Carpenter, vs. Philadelphia, 1/9/10
	2 DeMarcus Lawrence, vs. Detroit, 1/4/15

Longest Fumble Returns (All TDs except as noted)

64	Leon Lett, vs. Buffalo, 1/31/93 (no TD)
46	James Washington, vs. Buffalo, 1/30/94
44	Chuck Howley, @ Cleveland, 12/21/68
Longest Fumble Returns, Opponent (All TDs)	
60	Hugh Green, vs. Tampa Bay, 1/9/83
18	Jim Grabowski, vs. Green Bay, 1/1/67

SACKS**TOTAL SACKS**

Game	3 Tony Casillas, @ San Francisco, 1/17/93
Game, Opponent	3 Gary Jeter, @ LA Rams, 1/4/86
	3 Ray Edwards, @ Minnesota, 1/17/10

BLOCKED KICKS**BLOCKED PUNTS**

Game	1 Darrick Brownlow, vs. Chicago, 12/29/91
Game, Opponent	1 Steve Tasker, vs. Buffalo, 1/31/93
	1 Bernardo Harris, vs. Green Bay, 1/14/96

BLOCKED FIELD GOALS

Game, Opponent	1 Datone Jones, @ Green Bay, 1/11/15
-----------------------	--------------------------------------

Cowboys Team Playoff Records**SINGLE GAME****SCORING**

Most Points	52 vs. Cleveland, 12/24/67 (Dallas 52, Cleveland 14)
	52 vs. Buffalo, 1/31/93 (Dallas 52, Buffalo 17)
	40 vs. Minnesota, 12/28/96 (Dallas 40, Minn. 15)
Most Points, Opponent	38 vs. Cleveland, 12/28/69 (Cleveland 38, Dallas 14)
	38 @ Detroit, 1/5/92 (Detroit 38, Dallas 6)
	38 @ San Francisco, 1/15/95 (S.F. 38, Dallas 28)
Most Points, Both Teams	69 vs. Buffalo, 1/31/93 (Dallas 52, Buff. 17)
	66 vs. Cleveland, 12/24/67 (Dallas 52, Cleveland 14)
	66 vs. Pittsburgh, 1/21/79 (Pittsburgh 35, Dallas 31)
	66 @ San Francisco, 1/15/95 (S.F. 38, Dallas 28)
Fewest Points	0 @ LA Rams, 1/4/86 (LA Rams 20, Dallas 0)
	3 @ Washington, 12/31/72 (Wash. 26, Dallas 3)
	3 @ Minnesota, 1/17/10 (Minnesota 34, Dallas 3)
Fewest Points, Opponent	0 vs. Detroit, 12/26/70 (Dallas 5, Detroit 0)
	0 @ LA Rams, 1/7/79 (Dallas 28, LA Rams 0)
	0 vs. Tampa Bay, 1/2/82 (Dallas 38, Tampa Bay 0)
Most Points Overcome To Win Game	18 @ San Francisco, 12/23/72
	14 @ Atlanta, 1/4/81
	14 vs. Detroit, 1/4/15
Most Decisive Win	38 vs. Tampa Bay, 1/2/82 (Dallas 38, Tampa Bay 0)
	38 vs. Cleveland, 12/24/67 (Dallas 52, Cleveland 14)
	35 vs. Buffalo, 1/31/93 (Dallas 52, Buffalo 17)
Most Decisive Loss	32 @ Detroit, 1/5/92 (Detroit 38, Dallas 6)
	31 @ Minnesota, 1/17/10 (Minnesota 34, Dallas 3)
	24 vs. Cleveland, 12/28/69 (Cleveland 38, Dallas 14)

FIRST DOWNS

Most First Downs	29 vs. LA Rams, 12/28/80
	29 vs. Tampa Bay, 1/9/83
	29 @ San Francisco, 1/15/95
Most First Downs, Opponent	30 @ LA Rams, 1/12/19
	27 vs. Green Bay, 1/15/17
	26 @ San Francisco, 1/10/82
	26 @ Chicago, 12/29/91
Most First Downs, Both Teams	52 vs. Green Bay, 1/15/17
	49 @ LA Rams, 1/12/19
	48 @ San Francisco, 1/17/93
	48 @ San Francisco, 1/15/95
Fewest First Downs	8 @ Washington, 12/31/72
	9 vs. Minnesota, 12/30/73
	9 vs. Baltimore, 1/17/71
Fewest First Downs, Opponent	7 vs. Detroit, 12/26/70
	8 vs. Tampa Bay, 1/9/83
	9 vs. San Francisco, 1/2/72
	9 @ LA Rams, 1/4/76
Fewest First Downs, Both Teams	21 vs. Detroit, 12/26/70
	23 vs. Baltimore, 1/17/71
	24 @ Washington, 12/31/72
Most First Downs, Rushing	19 vs. LA Rams, 12/28/80
	16 @ San Francisco, 1/3/71
	16 vs. Minnesota, 1/28/96
Most First Downs, Rushing, Opponent	17 @ LA Rams, 1/12/19
	14 vs. Minnesota, 12/30/73
	13 @ Philadelphia, 1/11/81
Fewest First Downs, Rushing	2 @ Washington, 1/22/83
	3 Four times, last @ Carolina, 1/3/04
Fewest First Downs, Rushing, Opponent	0 vs. Philadelphia, 1/9/10
	1 @ LA Rams, 1/4/76
	2 Six times, last vs. Arizona, 1/2/99
Most First Downs, Passing	20 vs. LA Rams, 12/26/83
	19 vs. Tampa Bay, 1/2/82
	19 @ Washington, 1/22/83
Most First Downs, Passing, Opponent	19 @ Detroit, 1/5/92
	18 vs. Green Bay, 1/15/17
	17 @ San Francisco, 1/10/82
Fewest First Downs, Passing	3 vs. Detroit, 12/26/70
	3 @ Washington, 12/31/72
	4 vs. LA Rams, 12/23/73

Fewest First Downs, Passing, Opponent

- 1 vs. Denver, 1/15/78
- 3 vs. LA Rams, 1/4/86
- 4 vs. Atlanta, 12/30/78
- 4 vs. Tampa Bay, 1/9/83

Most First Downs, Penalty

- 4 @ Carolina, 1/5/97
- 4 vs. Philadelphia, 1/9/10
- 3 vs. Green Bay, 1/8/95
- 3 @ San Francisco, 1/15/95
- 3 vs. Arizona, 1/2/99
- 3 vs. Detroit, 1/4/15
- 3 @ Green Bay, 1/11/15
- 3 vs. Seattle, 1/5/19

Most First Downs, Penalty, Opponent

- 4 vs. Baltimore, 1/17/71
- 4 vs. Buffalo, 1/31/93
- 4 @ Seattle, 1/6/07
- 4 vs. Philadelphia, 1/9/10
- 4 vs. San Francisco, 1/16/22

NET YARDS GAINED RUSHING AND PASSING

Most Yards Gained

- 528 vs. LA Rams, 12/28/80
- 451 @ San Francisco, 1/15/95
- 450 vs. Green Bay, 1/8/95

Most Yards Gained, Opponent

- 466 vs. Green Bay, 1/6/83
- 459 @ LA Rams, 1/12/19
- 421 @ Detroit, 1/5/92

Most Yards Gained, Both Teams

- 843 vs. Green Bay, 1/15/17
- 841 vs. Green Bay, 1/6/83
- 831 @ San Francisco, 1/17/93

Fewest Yards Gained

- 153 vs. Minnesota, 12/30/73
- 169 @ Washington, 12/31/72
- 183 vs. Minnesota, 12/25/71

Fewest Yards Gained, Opponent

- 118 @ LA Rams, 1/4/76
- 156 vs. Detroit, 12/26/70
- 156 vs. Denver, 1/15/78

Fewest Yards Gained, Both Teams

- 387 @ Green Bay, 12/31/67
- 387 vs. Detroit, 12/26/70
- 459 vs. Minnesota, 12/30/73

RUSHING

ATTEMPTS

Most Rushing Attempts

- 51 @ San Francisco, 1/3/71
- 50 vs. Detroit, 12/26/70
- 50 @ LA Rams, 1/4/76

Most Rushing Attempts, Opponent

- 49 vs. LA Rams, 12/19/76
- 48 @ LA Rams, 1/12/19
- 47 vs. Minnesota, 12/30/73

Fewest Rushing Attempts

- 16 @ Minnesota, 1/9/00
- 18 @ LA Rams, 1/4/86
- 18 @ Carolina, 1/3/04

Fewest Rushing Attempts, Opponent

- 12 vs. Green Bay, 1/14/96
- 13 vs. Green Bay, 1/16/94
- 13 vs. Philadelphia, 1/9/10

YARDS

Most Yards Gained Rushing

- 338 vs. LA Rams, 12/28/80
- 255 vs. Minnesota, 12/28/96
- 252 vs. Miami, 1/16/72

Most Yards Gained Rushing, Opponent

- 273 @ LA Rams, 1/12/19
- 269 @ LA Rams, 1/4/86
- 263 @ Philadelphia, 1/11/81

Most Yards Gained Rushing, Both Teams

- 430 vs. LA Rams, 12/28/80
- 349 @ Philadelphia, 1/11/81
- 337 vs. Cleveland, 12/24/67

Fewest Yards Gained Rushing

- 50 @ LA Rams, 1/12/19
- 56 vs. Pittsburgh, 1/28/96
- 61 @ LA Rams, 1/4/86

Fewest Yards Gained Rushing, Opponent

- 22 vs. LA Rams, 12/19/76
- 31 vs. Green Bay, 1/16/94
- 48 vs. Green Bay, 1/14/96

Fewest Yards Gained Rushing, Both Teams

- 128 vs. Green Bay, 1/16/94
- 157 vs. LA Rams, 12/26/83
- 159 vs. Pittsburgh, 1/28/96

PASSING

ATTEMPTS

Most Passes Attempted

- 53 vs. LA Rams, 12/26/83
- 53 @ San Francisco, 1/15/95
- 49 vs. Arizona, 1/2/99

Most Passes Attempted, Opponent

- 50 vs. Buffalo, 1/30/94
- 49 vs. Pittsburgh, 1/28/96
- 46 vs. Green Bay, 1/8/95

Most Passes Attempted, Both Teams

- 85 vs. Arizona, 1/2/99
- 84 vs. LA Rams, 12/26/83
- 82 vs. Green Bay, 1/16/94
- 82 @ San Francisco, 1/15/95

Fewest Passes Attempted

- 14 @ Minnesota, 12/25/71
- 14 vs. Chicago, 12/24/77
- 15 vs. Cleveland, 12/24/67

Fewest Passes Attempted, Opponent

- 18 @ Washington, 12/31/72
- 18 vs. N.Y. Giants, 1/13/08
- 19 vs. Pittsburgh, 1/18/76
- 20 vs. Detroit, 12/26/70

Fewest Passes Attempted, Both Teams

- 38 vs. Detroit, 12/26/70
- 39 @ Washington, 12/31/72
- 39 vs. LA Rams, 12/23/73

COMPLETIONS

Most Passes Completed

- 32 vs. LA Rams, 12/26/83
- 30 @ San Francisco, 1/15/95
- 28 vs. Green Bay, 1/16/94

Most Passes Completed, Opponent

- 31 vs. Buffalo, 1/30/94
- 29 @ Detroit, 1/5/92
- 28 vs. Green Bay, 1/16/94
- 28 vs. Pittsburgh, 1/28/96
- 28 vs. Detroit, 1/4/15
- 28 vs. Green Bay, 1/15/17

Most Passes Completed, Both Teams

- 56 vs. Green Bay, 1/16/94
- 52 vs. Green Bay, 1/15/17
- 50 vs. Buffalo, 1/30/94

Fewest Passes Completed

- 4 vs. Detroit, 12/26/70
- 7 @ San Francisco, 1/3/71
- 8 vs. LA Rams, 12/23/73
- 8 vs. Chicago, 12/26/77

Fewest Passes Completed, Opponent

- 6 @ LA Rams, 1/4/86
- 7 vs. Detroit, 12/26/70
- 7 vs. LA Rams, 12/23/73

Fewest Passes Completed, Both Teams

- 11 vs. Detroit, 12/26/70
- 15 vs. LA Rams, 12/23/73
- 21 vs. LA Rams, 12/30/79
- 21 @ Philadelphia, 1/11/81

YARDS

Most Yards Gained Passing

- 352 @ San Francisco, 1/15/95
- 330 vs. Green Bay, 1/8/95
- 310 @ Atlanta, 1/4/81

Most Yards Gained Passing, Opponent

- 356 vs. Green Bay, 1/15/17
- 337 @ Detroit, 1/5/92
- 327 vs. Green Bay, 1/16/94

Most Yards Gained Passing, Both Teams

- 658 vs. Green Bay, 1/15/17
- 616 vs. Detroit, 1/4/15
- 611 vs. Green Bay, 1/16/94

Fewest Yards Gained Passing

22 vs. Detroit, 12/26/70
63 vs. Minnesota, 12/30/73
72 vs. San Francisco, 1/2/72

Fewest Yards Gained Passing, Opponent

35 vs. Denver, 1/15/78
47 @ LA Rams, 1/4/86
52 vs. Atlanta, 12/30/78

Fewest Yards Gained Passing, Both Teams

102 vs. Detroit, 12/26/70
166 vs. Minnesota, 12/30/73
193 @ Philadelphia, 1/11/81

SACKS**TOTAL SACKS****Most Sacks**

8 @ Green Bay, 12/31/67
5 Eight times, last vs. Philadelphia, 1/7/96

Most Sacks, Opponent

7 vs. LA Rams, 12/23/73
7 vs. Pittsburgh, 1/18/76
6 vs. San Francisco, 1/2/72
6 @ Minnesota, 1/17/10
6 vs. Detroit, 1/4/15

SACK YARDAGE**Most Sack Yardage**

76 @ Green Bay, 12/31/67
51 @ LA Rams, 1/4/76
45 vs. Philadelphia, 1/10/93

Most Sack Yardage, Opponent

52 vs. Pittsburgh, 1/21/79
51 vs. Detroit, 1/4/15
44 vs. LA Rams, 12/23/73

INTERCEPTIONS**TOTAL INTERCEPTIONS****Most Interceptions**

5 @ LA Rams, 1/7/79
4 Five times, last vs. Buffalo, 1/31/93

Most Interceptions, Opponent

4 @ Cleveland, 12/21/68
4 vs. Minnesota, 12/30/73
3 Nine times, last vs. Arizona, 1/2/99

YARDS**Most Yards**

123 @ LA Rams, 1/7/79
77 vs. Pittsburgh, 1/28/96
76 vs. Chicago, 12/26/77

Most Yards, Opponent

123 vs. Cleveland, 12/28/69
122 @ Carolina, 1/5/97
111 vs. LA Rams, 12/26/83

PUNTING**TOTAL PUNTS****Most Punts**

9 vs. Baltimore, 1/17/71
8 Five times, last vs. LA Rams, 12/30/79

Most Punts, Opponent

8 @ Green Bay, 12/31/67
8 vs. Detroit, 12/26/70
8 vs. Minnesota, 1/1/78
8 vs. Philadelphia, 1/7/96
8 vs. Arizona, 1/2/99

Fewest Punts

1 @ San Francisco, 1/15/95
1 vs. Minnesota, 12/28/96
2 vs. Cleveland, 12/24/67
2 vs. LA Rams, 12/28/80
2 @ Green Bay, 1/11/15
2 vs. Green Bay, 1/15/17

Fewest Punts, Opponent

1 vs. Cleveland, 12/28/69
1 @ Chicago, 12/29/91
1 @ San Francisco, 1/17/93
1 @ Carolina, 1/5/97
1 @ LA Rams, 1/12/19

AVERAGE YARDAGE**Highest Average Distance Punting (4 punts)**

53.6 vs. San Francisco, 1/16/22
48.4 @ Seattle, 1/6/07
48.0 vs. Detroit, 1/11/15

Highest Average Distance Punting, Opponent (4 punts)

51.4 vs. Seattle, 1/5/19
50.6 vs. Philadelphia, 1/9/10
48.8 vs. Detroit, 12/26/70

PUNT RETURNS**TOTAL RETURNS****Most Punt Returns**

6 vs. Seattle, 1/5/19
5 vs. Minnesota, 1/1/78
5 vs. LA Rams, 12/28/80
5 vs. Tampa Bay, 1/9/83

Most Punt Returns, Opponent

6 vs. Detroit, 12/26/70
6 @ Philadelphia, 1/11/81
5 Four times, last vs. Pittsburgh, 1/18/76

YARDS GAINED**Most Yards Gained Punt Returns**

155 vs. Cleveland, 12/24/67
81 vs. LA Rams, 12/28/80
80 vs. Seattle, 1/5/19

Most Yards Gained Punt Returns, Opponent

69 @ Philadelphia, 1/11/81
59 vs. Green Bay, 1/16/94
54 vs. Green Bay, 1/14/96

KICKOFF RETURNS**TOTAL RETURNS****Most Kickoff Returns**

8 @ Carolina, 1/3/04
7 @ San Francisco, 1/15/95
7 @ Minnesota, 1/17/10

Most Kickoff Returns, Opponent

8 @ LA Rams, 1/4/76
8 vs. Chicago, 12/26/77
8 vs. Minnesota, 12/28/96

YARDS GAINED**Most Yards Gained Kickoff Returns**

179 @ Carolina, 1/3/04
173 vs. Green Bay, 1/16/83
160 @ Seattle, 1/6/07

Most Yards Gained Kickoff Returns, Opponent

188 @ Minnesota, 12/25/71
173 vs. Denver, 1/15/78
167 @ LA Rams, 1/4/76

FUMBLES**TOTAL FUMBLES****Most Fumbles**

6 vs. Denver, 1/15/78
6 vs. Atlanta, 12/30/78
5 @ Philadelphia, 1/11/81

Most Fumbles, Opponent

8 vs. Buffalo, 1/31/93
5 @ San Francisco, 12/23/72
5 vs. Minnesota, 1/1/78
5 vs. Baltimore, 1/17/71

FUMBLES LOST**Most Fumbles Lost**

3 @ San Francisco, 12/23/72
3 vs. Atlanta, 12/30/78
3 @ Philadelphia, 1/11/81
3 @ LA Rams, 1/4/86
3 @ Minnesota, 1/9/00

Most Fumbles Lost, Opponent

5 vs. Buffalo, 1/31/93
4 vs. Baltimore, 1/17/71
4 vs. Denver, 1/15/78
4 vs. Minnesota, 12/28/96

PENALTIES**TOTAL PENALTIES****Most Penalties**

14 vs. Philadelphia, 1/9/10
14 vs. San Francisco, 1/16/22
12 vs. Denver, 1/15/78
11 vs. LA Rams, 12/28/80
11 vs. N.Y. Giants, 1/13/08

Most Penalties, Opponent

11 vs. Green Bay, 1/14/96
10 vs. Tampa Bay, 1/2/82
10 @ Green Bay, 1/11/15

Fewest Penalties

2 Eight times, last @ Minnesota, 1/17/10

Fewest Penalties, Opponent

- 0 vs. Detroit, 12/26/70
- 0 vs. Miami, 1/16/72
- 0 vs. Pittsburgh, 1/18/76
- 0 @ Carolina, 1/3/04

YARDS PENALIZED

Most Yards Penalized

- 120 vs. Baltimore, 1/17/71
- 112 vs. Philadelphia, 1/9/10
- 98 @ San Francisco, 1/15/95

Most Yards Penalized, Opponent

- 116 vs. Philadelphia, 1/9/10
- 106 @ San Francisco, 1/10/82
- 105 vs. Tampa Bay, 1/2/82

Fewest Yards Penalized

- 10 vs. Cleveland, 12/24/67
- 10 @ Minnesota, 12/25/71
- 10 @ Minnesota, 1/17/10

Fewest Yards Penalized, Opponent

- 0 vs. Detroit, 12/26/70
- 0 vs. Miami, 1/16/72
- 0 vs. Pittsburgh, 1/18/76
- 0 @ Carolina, 1/3/04

LARGEST MARGIN

VICTORY

1. 38 pts, (52-14) vs. Cleveland, Dec. 24, 1967
- 38 pts, (38-0) vs. Tampa Bay, Jan. 2, 1982
3. 35 pts, (52-17) vs. Buffalo, Jan. 31, 1993
4. 30 pts, (37-7) @ LA Rams, Jan. 4, 1976
- 30 pts, (37-7) vs. Chicago, Dec. 26, 1977

DEFEAT

1. 32 pts, (38-6) @ Detroit, Jan. 5, 1992
2. 31 pts, (34-3) @ Minnesota, Jan. 17, 2010
3. 24 pts, (38-14) vs. Cleveland, Dec. 28, 1969
4. 23 pts, (26-3) @ Washington, Dec. 31, 1972
5. 20 pts, (20-0) @ LA Rams, Jan. 4, 1986

Cowboys Longest Playoff Plays

LONG RUNS FROM SCRIMMAGE

73 yards	—	Felix Jones vs. Philadelphia (TD)	January 9, 2010
65 yards	—	Emmitt Smith @ Minnesota	January 9, 2000
53 yards	—	Tony Dorsett @ LA Rams	January 7, 1979
48 yards	—	Calvin Hill @ San Francisco	December 23, 1972
44 yards	—	Ezekiel Elliott vs. Seattle	January 5, 2019
38 yards	—	Emmitt Smith vs. Buffalo	January 31, 1993
37 yards	—	Emmitt Smith vs. Minnesota (TD)	December 28, 1996
36 yards	—	Marion Barber vs. N.Y. Giants	January 13, 2008
35 yards	—	Julius Jones @ Seattle	January 6, 2007
32 yards	—	Ron Springs vs. LA Rams	December 28, 1980
30 yards	—	DeMarco Murray @ Green Bay	January 11, 2015

LONG FORWARD PASSES

94 yards	—	Troy Aikman to Alvin Harper vs. Green Bay (TD)	January 8, 1995
86 yards	—	Don Meredith to Bob Hayes vs. Cleveland (TD)	December 24, 1967
83 yards	—	Roger Staubach to Drew Pearson vs. LA Rams (TD)	December 23, 1973
76 yards	—	Tony Romo to Terrance Williams vs. Detroit (TD)	January 4, 2015
70 yards	—	Troy Aikman to Alvin Harper @ San Francisco	January 17, 1993
68 yards	—	Don Meredith to Frank Clarke vs. Green Bay (TD)	January 1, 1967

LONG PUNT RETURNS

68 yards	—	Bob Hayes vs. Cleveland	December 24, 1967
63 yards	—	Golden Richards vs. Minnesota (TD)	December 30, 1973
51 yards	—	Tavon Austin vs. Seattle	January 5, 2019
44 yards	—	Butch Johnson vs. LA Rams	December 19, 1976
43 yards	—	James Jones vs. LA Rams	December 28, 1980
41 yards	—	Deion Sanders vs. Arizona	January 2, 1999

LONG KICKOFF RETURNS

93 yards	—	Miles Austin @ Seattle (TD)	January 6, 2007
89 yards	—	Rod Hill vs. Green Bay	January 16, 1983
50 yards	—	Kevin Williams vs. Buffalo	January 30, 1994
48 yards	—	Thomas Henderson vs. Pittsburgh	January 18, 1976
41 yards	—	Michael Bates @ Carolina	January 3, 2004
39 yards	—	Kevin Martin vs. Philadelphia	January 10, 1993
39 yards	—	Kevin Williams vs. Green Bay	January 8, 1995

LONG INTERCEPTION RETURNS

68 yards	—	Thomas Henderson @ LA Rams (TD)	January 7, 1979
60 yards	—	Cornell Green vs. Cleveland (TD)	December 24, 1967
44 yards	—	Larry Brown vs. Pittsburgh	January 28, 1996
39 yards	—	Dennis Thurman vs. Green Bay (TD)	January 16, 1983

LONG FUMBLE RETURNS

64 yards	—	Leon Lett vs. Buffalo	January 31, 1993
46 yards	—	James Washington vs. Buffalo (TD)	January 30, 1994
44 yards	—	Chuck Howley @ Cleveland (TD)	December 21, 1968
37 yards	—	Mike Hegman vs. Pittsburgh (TD)	January 21, 1979

Bold denotes rookie

Cowboys Big Playoff Days

100-YARD RUSHING GAMES

160 yards	—	Tony Dorsett vs. LA Rams	December 28, 1980
150 yards	—	Emmitt Smith vs. Green Bay	January 14, 1996
148 yards	—	Felix Jones vs. Philadelphia	January 9, 2010
143 yards	—	Duane Thomas @ San Francisco	January 3, 1971
137 yards	—	Ezekiel Elliott vs. Seattle	January 5, 2019
135 yards	—	Duane Thomas vs. Detroit	December 26, 1970
132 yards	—	Emmitt Smith vs. Buffalo	January 30, 1994
129 yards	—	Marion Barber vs. N.Y. Giants	January 13, 2008
125 yards	—	Calvin Hill @ San Francisco	December 23, 1972
125 yards	—	Ezekiel Elliott vs. Green Bay	January 15, 2017
123 yards	—	DeMarco Murray @ Green Bay	January 11, 2015
116 yards	—	Emmitt Smith vs. Minnesota	December 28, 1996
114 yards	—	Emmitt Smith vs. Philadelphia	January 10, 1993
114 yards	—	Emmitt Smith @ San Francisco	January 17, 1993
112 yards	—	Julius Jones @ Seattle	January 6, 2007
110 yards	—	Tony Dorsett vs. Tampa Bay	January 9, 1983
108 yards	—	Don Perkins vs. Green Bay	January 1, 1967
108 yards	—	Emmitt Smith vs. Buffalo	January 31, 1993
105 yards	—	Emmitt Smith @ Chicago	December 29, 1991
101 yards	—	Tony Dorsett @ LA Rams	January 7, 1979

300-YARD PASSING GAMES

380 yards	—	Troy Aikman @ San Francisco	January 15, 1995
337 yards	—	Troy Aikman vs. Green Bay	January 8, 1995
330 yards	—	Danny White vs. LA Rams	December 26, 1983
322 yards	—	Danny White @ Atlanta	January 4, 1981
322 yards	—	Troy Aikman @ San Francisco	January 17, 1993
312 yards	—	Danny White vs. Tampa Bay	January 9, 1983
302 yards	—	Troy Aikman vs. Green Bay	January 16, 1994
302 yards	—	Dak Prescott vs. Green Bay	January 15, 2017

100-YARD RECEIVING GAMES

192 yards	—	Michael Irvin @ San Francisco	January 15, 1995
163 yards	—	Raghib Ismail @ Minnesota	January 9, 2000
144 yards	—	Bob Hayes vs. Cleveland	December 24, 1967
142 yards	—	Tony Hill vs. Green Bay	January 16, 1983
136 yards	—	Billy Parks @ San Francisco	December 23, 1972
132 yards	—	Dez Bryant vs. Green Bay	January 15, 2017
126 yards	—	Michael Irvin vs. Green Bay	January 16, 1994
124 yards	—	Kevin Williams vs. Philadelphia	January 7, 1996
123 yards	—	Preston Pearson @ LA Rams	January 4, 1976
119 yards	—	Michael Gallup @ LA Rams	January 12, 2019
117 yards	—	Alvin Harper @ San Francisco	January 17, 1993
115 yards	—	Tony Hill vs. LA Rams	December 26, 1983
114 yards	—	Michael Irvin vs. Buffalo	January 31, 1993
111 yards	—	Michael Irvin vs. Green Bay	January 8, 1995
108 yards	—	Alvin Harper vs. Green Bay	January 8, 1995
106 yards	—	Amari Cooper vs. Seattle	January 5, 2019
104 yards	—	Jay Novacek vs. Green Bay	January 8, 1995
103 yards	—	Michael Irvin vs. Minnesota	December 28, 1996
102 yards	—	Frank Clarke vs. Green Bay	January 1, 1967
100 yards	—	Michael Irvin vs. Green Bay	January 14, 1996

Bold denotes rookie



HISTORY

1960 ★ DALLAS COWBOYS STATISTICS ★ 1960

SEVENTH PLACE, EASTERN CONFERENCE
HEAD COACH: TOM LANDRY

PRESEASON (1-5)

Date	W/L	Score	Opponent	Att.
8/6	L	10-16	San Fran. @ Seattle	22,000
8/13	L	13-20	St. Louis @ San Ant.	14,000
8/19	L	10-14	BALTIMORE	40,000
8/27	W	14-3	N.Y. Giants @ L'ville	10,663
9/4	L	14-49	L.A. Rams @ Pendleton	13,500
9/11	L	23-28	Green Bay @ Minn.	20,121

REGULAR SEASON (0-11-1)

Date	W/L	Score	Opponent	Att.
9/24	L	28-35	PITTSBURGH	30,000
9/30	L	25-27	PHILADELPHIA	18,500
10/9	L	14-26	@ Washington	21,142
10/16	L	7-48	CLEVELAND	28,500
10/23	L	10-12	@ St. Louis	23,128
10/30	L	7-45	BALTIMORE	25,500
11/6	L	13-38	L.A. RAMS	16,000
11/13	L	7-41	@ Green Bay	32,294
11/20	L	14-26	SAN FRANCISCO	10,000
11/27	L	7-17	@ Chicago	39,951
12/4	T	31-31	@ N.Y. Giants	55,033
12/11	L	14-23	@ Detroit	43,272

TEAM STATISTICS	DALLAS	OPP
FIRST DOWNS	180	216
Rushing	57	106
Passing	105	97
Penalty	18	13
Third Down-Made/Att.	39/144	60/150
Third Down Efficiency	27.1	40.0
Fourth Down-Made/Att.	8/10	3/7
TOTAL NET YARDS	3,153	4,372
Avg. Per Game	279.7	333.1
Total Plays	698	858
Avg. Per Play	4.5	5.1
NET YARDS RUSHING	1,049	2,242
Avg. Per Game	87.4	186.8
Total Rushes	311	445
Avg. Per Rush	3.4	5.0
NET YARDS PASSING	2,104	2,130
Avg. Per Game	175.3	177.5
Sacked/Yards Lost	33/284	20/173
Gross Yards	2,388	2,303
Attempts/Completions	354/163	393/159
Pct. of Completions	46.0	40.0
Had Intercepted	33	15
PUNTS/AVERAGE	60/41.8	50/41.3
Net Punting Average	35.4	34.6
PUNT RET./AVG.	24/8.0	18/4.6
KICKOFF RET./AVG.	66/18.8	30/30.5
INT./AVG. RET.	15/6.5	33/11.8
PENALTIES/YARDS	62/600	72/672
FUMBLES/BALL LOST	21/17	21/11
TOUCHDOWNS	25	47
Rushing	6	24
Passing	17	20
Returns	2	3
EXTRA POINTS/ATTEMPTS	21/23	43/44
FIELD GOALS/ATTEMPTS	6/13	17/24

TEAM STATISTICS	DALLAS	OPP
FIRST DOWNS	180	216
Rushing	57	106
Passing	105	97
Penalty	18	13
Third Down-Made/Att.	39/144	60/150
Third Down Efficiency	27.1	40.0
Fourth Down-Made/Att.	8/10	3/7
TOTAL NET YARDS	3,153	4,372
Avg. Per Game	279.7	333.1
Total Plays	698	858
Avg. Per Play	4.5	5.1
NET YARDS RUSHING	1,049	2,242
Avg. Per Game	87.4	186.8
Total Rushes	311	445
Avg. Per Rush	3.4	5.0
NET YARDS PASSING	2,104	2,130
Avg. Per Game	175.3	177.5
Sacked/Yards Lost	33/284	20/173
Gross Yards	2,388	2,303
Attempts/Completions	354/163	393/159
Pct. of Completions	46.0	40.0
Had Intercepted	33	15
PUNTS/AVERAGE	60/41.8	50/41.3
Net Punting Average	35.4	34.6
PUNT RET./AVG.	24/8.0	18/4.6
KICKOFF RET./AVG.	66/18.8	30/30.5
INT./AVG. RET.	15/6.5	33/11.8
PENALTIES/YARDS	62/600	72/672
FUMBLES/BALL LOST	21/17	21/11
TOUCHDOWNS	25	47
Rushing	6	24
Passing	17	20
Returns	2	3
EXTRA POINTS/ATTEMPTS	21/23	43/44
FIELD GOALS/ATTEMPTS	6/13	17/24

RUSHING	ATT	YDS	AVG	LG	TD
Dupre	104	362	3.5	18	3
Mcllhenny	96	321	3.3	21	1
Kowalczyk	50	156	3.1	34	1
Babb	39	115	2.9	12	0
LeBaron	16	94	5.9	23	1
Heinrich	2	3	1.5	3	0
Meredith	3	4	0.8	8	0
Clarke	1	-6	-6.0	-6	0
Cowboys	311	1,049	3.4	34	6
Opponents	445	2,242	5.0	75	24

RECEIVING	NO	YDS	AVG	LG	TD
Doran	31	554	17.9	75	3
Dugan	29	461	15.9	49	1
Howton	23	363	15.8	41	4
Dupre	21	216	10.3	36	2
Mcllhenny	15	120	8.0	64	1
Kowalczyk	14	143	10.2	23	1
Babb	13	140	10.8	27	1
Clarke	9	290	32.2	76	3
Bielski	4	38	9.5	15	1
Mathews	3	44	14.7	20	0
Lewis	1	19	19.0	19	0
Cowboys	163	2,388	14.7	76	17
Opponents	159	2,303	14.5	70	20

INTERCEPTIONS	NO	YDS	AVG	LG	TD
Franchhauser	3	11	3.7	9	0
Bishop	3	13	4.3	13	0
Bericich	2	27	13.5	23	0
Hansen	2	14	7.0	14	0
Patera	1	21	21.0	21	0
Tubbs	1	5	5.0	5	0
Braatz	1	4	4.0	4	0
Cronin	1	2	2.0	2	0
Butler	1	0	0.0	0	0
Cowboys	15	100	6.7	23	0
Opponents	33	366	11.1	43	2

PUNTING	NO	YDS	AVG	TB	IN20	LG	BL	NET
Sherer	57	2,420	42.5	4	15	67	0	39.5
LeBaron	3	97	32.3	0	4	48	0	31.3
Cowboys	60	2,517	42.0	4	15	67	0	39.2
Opp.	50	2,068	41.2	1	20	60	0	37.1

PUNT RETURNS	NO	FC	YDS	AVG	LG	TD
Butler	13	6	131	10.1	46	0
Mooty	8	4	37	4.6	8	0
Franchhauser	3	2	24	8.0	17	0
Dupre	0	1	0	0	0	0
Cowboys	24	13	192	8.0	46	0
Opponents	18	16	83	4.6	25	0

KICKOFF RETURNS	NO	YDS	AVG	LG	TD
Franchhauser	25	509	20.5	46	0
Butler	20	399	19.2	60	0
Mooty	10	205	20.5	13	0
Babb	3	46	15.3	20	0
Dupre	2	44	22.0	22	0
Dowdle	2	22	11.0	17	0
Putnam	1	13	13.0	13	0
Bielski	1	4	4.0	4	0
Kowalczyk	1	0	0.0	0	0
Sherer	1	0	0.0	0	0
Cowboys	66	1,242	18.8	60	0
Opponents	32	811	25.3	90	1

PASSING	ATT	COMP	YDS	PCT	AVG	PCT	PCT	LG	SKS/YDS	RATING
LeBaron	225	111	1,736	49.3	7.7	12	5.3	25	11.1	76
Meredith	68	29	281	42.6	4.1	2	2.9	5	7.4	23
Heinrich	61	23	371	37.7	6.1	3	4.9	3	4.9	64
Cowboys	354	163	2,388	46.0	6.8	17	4.8	33	9.3	76
Opponents	293	145	2,130	49.5	7.3	20	6.8	15	5.1	70

SCORE BY	QUARTERS	1	2	3	4	OT	T
Cowboys		30	51	27	69	-	177
Opponents		68	148	65	88	-	369

FIELD GOALS	7-19	20-29	30-39	40-49	50+
Cone	1-2	1-2	2-4	2-4	0-1
Cowboys	1-2	1-2	2-4	2-4	0-1
Opponents	6-8	11-12	0-2	0-2	0-0

Cone: (1),(31,45),(24B,32B),(25,44M),(51M),
(32,41),(1),(17B,40B,32M),(11),(1)
Opponents: (38M),(21,27),(15,29,10,38),(1),
(18,18M),(39B,26),(9),(18M,21,21),
(18,45M,28,16,45M,22),(22M,20),(26),(25)

SCORING	TDR	TDP	TDR1	FG	PAT	S	TP
Cone	0	0	0	6/13	21/23	0	39
Dupre	3	2	0	0/0	0/0	0	30
Howton	0	4	0	0/0	0/0	0	24
Doran	0	3	0	0/0	0/0	0	18
Clarke	0	3	0	0/0	0/0	0	18
Kowalczyk	1	1	0	0/0	0/0	0	12
Mcllhenny	1	1	0	0/0	0/0	0	12
Babb	0	1	0	0/0	0/0	0	6
Dugan	0	1	0	0/0	0/0	0	6
LeBaron	1	0	0	0/0	0/0	0	6
Bielski	0	1	0	0/0	0/0	0	6
Cowboys	6	17	0	6/13	21/23	0	177
Opponents	22	20	3*	17/24	43/44	2	369

* Stephens 34 int return vs. Cleveland (10/16)
Mitchell 90 kickoff return vs. Cleveland (10/16)
Nitschke 43 int return @ Green Bay (11/13)
+ Tracey tackle in endzone @ St. Louis (10/23)
Punt snap out of endzone @ Detroit (12/11)

USUAL STARTERS

WR	Fred Dugan	LE	Nate Borden
LT	Bob Fry	LT	Don Healy
LG	Duane Putnam	RT	Ed Husmann
C	John Houser	RE	John Gonzaga
RG	Buzz Guy (7)	LLB	Wayne Hansen
	Mike Falls (5)	MLB	Jerry Tubbs
RT	Paul Dickson (8)	LCB	Tom Franchhauser
	Dick Klein (4)	RCB	Don Bishop
TE	Jim Doran (9)	SS	Bob Bericich (6)
	Dick Bielski (3)	FS	Fred Doelling (3)
WR	Bill Howton (7)		Gary Wisener (3)
	Frank Clarke (3)		Bill Butler
QB	Eddie LeBaron (7)		
RB	Don Mcllhenny (7)		
	L.G. Dupre (5)	P	Dave Sherer
FB	Walt Kowalczyk (7)	K	Fred Cone
	Gene Babb (5)		

Pro Bowlers in Bold

1961 ★ DALLAS COWBOYS STATISTICS ★ 1961

STAFF PLAYERS RECORDS PLAYOFF RECORDS STATISTICS SIDELINES

SIXTH PLACE, WESTERN CONFERENCE HEAD COACH: TOM LANDRY

PRESEASON (2-3)

Date	W/L	Score	Opponent	Att.
8/5	W	38-13	Minn. @ Sioux Falls	4,954
8/11	L	7-30	GREEN BAY	30,000
8/26	L	10-28	N.Y. Giants @ Albuq.	21,500
9/1	W	35-24	Balt. @ Norman	19,000
9/9	L	10-24	San Fran. @ Sac.	22,130

REGULAR SEASON (4-9-1)

Date	W/L	Score	Opponent	Att.
9/17	W	27-24	PITTSBURGH	23,500
9/24	W	21-7	MINNESOTA	20,500
10/1	L	7-25	@ Cleveland	43,638
10/8	W	28-0	@ Minnesota	33,070
10/15	L	10-31	N.Y. GIANTS	41,500
10/22	L	7-43	PHILADELPHIA	25,000
10/29	W	17-16	@ N.Y. Giants	60,254
11/5	L	17-31	ST. LOUIS	20,500
11/12	L	7-37	@ Pittsburgh	17,519
11/19	T	28-28	WASHINGTON	17,500
11/26	L	13-35	@ Philadelphia	60,127
12/3	L	17-38	CLEVELAND	23,500
12/10	L	13-31	@ St. Louis	15,384
12/17	L	24-34	@ Washington	21,451

TEAM STATISTICS DALLAS OPP

FIRST DOWNS	239	254
Rushing	100	122
Passing	130	120
Penalty	9	12
Third Down-Made/Att.	NA	NA
Third Down Efficiency	NA	NA
Fourth Down-Made/Att.	4/16	5/9
TOTAL NET YARDS	4,480	4,592
Avg. Per Game	320	328
Total Plays	863	787
Avg. Per Play	5.1	5.8
NET YARDS RUSHING	1,819	2,161
Avg. Per Game	130.0	154.4
Total Rushes	415	439
Avg. Per Rush	4.4	4.9
NET YARDS PASSING	2,661	2,431
Sacked/Yards Lost	27/257	22/209
Gross Yards	2,918	2,640
Attempts/Completions	422/215	326/168
Pct. of Completions	50.1	51.5
Had Intercepted	27	25
PUNTS/AVERAGE	61/36.7	43/45.5
Net Punting Average	31.8	42.6
PUNT RET./AVG.	24/4.3	17/11.4
KICKOFF RET./AVG.	64/21.0	43/22.1
INT./AVG. RET.	25/15.0	27/21.7
PENALTIES/YARDS	47/427	38/362
FUMBLES/BALL LOST	46/21	30/18
TOUCHDOWNS	29	49
Rushing	6	21
Passing	23	21
Returns	0	7
EXTRA POINTS/ATTEMPTS	29/29	44/49
FIELD GOALS/ATTEMPTS	11/24	14/29

RUSHING	ATT	YDS	AVG	LG	TD
Perkins	200	815	4.1	47	4
Marsh	84	379	4.1	71	1
Lockett	66	280	4.3	21	0
Meredith	22	176	8.0	28	1
LeBaron	18	72	4.0	21	0
Dupre	16	60	3.7	12	0
Douglas	5	24	4.8	6	0
Howton	1	9	9.0	9	0
McIlhenny	2	4	2.0	4	0

Cowboys	415	1,819	4.4	71	6
Opponents	439	2,161	4.9	40	21

RECEIVING	NO	YDS	AVG	LG	TD
Howton	56	785	14.2	53	4
Clarke	41	919	22.4	80	9
Perkins	32	298	9.3	38	1
Bielski	26	377	15.1	28	3
Marsh	21	189	9.0	46	2
Lockett	15	114	7.6	26	2
Doran	13	153	11.3	29	2
Dupre	6	49	8.1	17	0
Gregory	3	30	10.0	13	0
McIlhenny	1	6	6.0	6	0
Douglas	1	-2	-2.0	-2	0

Cowboys	215	2,918	13.6	80	23
Opponents	168	2,640	15.7	78	21

INTERCEPTIONS	NO	YDS	AVG	LG	TD
Bishop	8	172	21.5	57	0
Berich	3	48	16.0	28	0
Tubbs	3	33	11.0	33	0
Moegle	2	31	15.5	25	0
Harris	2	13	6.5	12	0
Franckhauser	1	23	23.0	23	0
Gregory	1	21	21.0	21	0
Dowdle	1	14	14.0	14	0
Healy	1	11	11.0	11	0
Howley	1	5	5.0	5	0
Livingston	1	3	3.0	3	0
Frost	1	0	0.0	0	0

Cowboys	25	374	15.0	57	0
Opponents	27	586	21.7	101	5

PUNTING	NO	YDS	AVG	TB	IN20	LG	BL	NET
Green	61	2,236	36.7	5	6	53	1	31.8
Cowboys	61	2,236	36.7	5	6	53	1	31.8
Opp.	43	1,956	45.5	1	20	60	0	42.6

PUNT RETURNS	NO	FC	YDS	AVG	LG	TD
Marsh	14	3	71	5.1	19	0
Livingston	6	0	20	3.3	12	0
Dupre	2	0	4	2.0	4	0
Perkins	1	2	8	8.0	8	0
Douglas	1	0	0	0.0	0	0
Cowboys	24	5	103	4.3	19	0
Opponents	17	27	194	11.4	66	0

KICKOFF RETURNS	NO	YDS	AVG	LG	TD
Marsh	26	667	25.7	79	0
Perkins	22	443	20.1	30	0
Dupre	6	110	17.8	24	0
Lockett	4	46	11.5	21	0
Babb	2	34	17.0	19	0
Dowdle	2	33	16.5	19	0
Douglas	1	12	12.0	12	0
Doran	1	0	0.0	0	0
Cowboys	64	1,395	21.0	79	0
Opponents	43	950	22.1	49	1

PASSING	ATT	COMP	YDS	PCT	AVG	TD	PCT	PCT	LG	SKS/YDS	RATING	
LeBaron	236	120	1,741	50.8	7.4	14	5.9	16	6.8	80	11/89	66.7
Meredith	182	94	1,161	51.6	6.4	9	4.9	11	6.0	56	16/147	63.0
Humphrey	2	1	16	50.0	8.0	0	0.0	0	16	0	0/0	77.1
Lockett	2	0	0	0.0	0.0	0	0.0	0	0	0	0/0	39.6
Cowboys	422	215	2,918	51.0	6.9	23	5.5	27	6.4	80	27/257	65.1
Opponents	326	168	2,640	51.5	8.1	21	6.4	25	7.7	78	22/209	58.1

SCORE BY QUARTERS	1	2	3	4	OT	T
Cowboys	54	44	69	69	-	236
Opponents	81	119	85	95	-	380

FIELD GOALS	7-19	20-29	30-39	40-49	50+
Green	2-3	1-4	2-3	0-4	0-1
Bielski	0-0	3-3	2-3	1-3	0-0
Cowboys	2-3	4-6	4-6	1-7	0-1
Opponents	4-5	7-8	1-4	0-2	0-0

Green: (41M,15,29M,27),(41M),(47M,40M),(1,16,37M),(54M),(20B,32),(22B,32),(0,0,0),(16M),(0,0)

Bielski: (0,0,0,0,0,0,0,0),(47M,49M),(42,32),(35),(29,29),(27,38M)

Opponents: (39M,45M,12),(35M,30M,11B),(28,28),(40M),(47M,29),(20,26M),(44,31,47M,47M,13),(47M,22),(28,19,47),(41B),(0),(20),(16),(47M)

SCORING	TDR	TD	TDR	FG	PAT	S	TP
Clarke	0	9	0	0/0	0/0	0	54
Bielski	0	3	0	6/9	10/10	0	46
Perkins	4	1	0	0/0	0/0	0	30
Green	0	0	0	5/15	19/19	0	24
Howton	0	4	0	0/0	0/0	0	24
Marsh	1	2	0	0/0	0/0	0	18
Doran	0	2	0	0/0	0/0	0	12
Lockett	0	2	0	0/0	0/0	0	12
Meredith	1	0	0	0/0	0/0	0	6
Cowboys	6	23	0	11/24	29/29	0	236
Opponents	21	21	7	14/29	44/49	0	380

* Sample 39 int return vs. Pittsburgh (9/17)
 Barnes 101 int return vs. N.Y. Giants (10/15)
 Stacey 31 int return vs. St. Louis (11/5)
 Stacey 34 int return vs. St. Louis (11/5)
 Hackbart 33 int return vs. Washington (11/19)
 Parrish 34 fumble return vs. Cleveland (12/3)
 Costello 30 fumble return vs. Cleveland (12/3)

USUAL STARTERS			
WR	Bill Howton	LE	Bob Lilly
LT	Bob Fry	LT	Don Healy
LG	Andy Overco (10)	RT	Bill Herchman
	John House (4)	RE	Nate Borden
C	Mike Connelly	LLB	Chuck Howley (8)
RG	Mike Falls	MLB	Mike Dowdle (6)
RT	Charlie Granger (7)	MRB	Jerry Tubbs
	Bob McCreary (4)	RLB	Gene Babb (9)
TE	John House (3)		Chuck Howley (5)
	Dick Bielski	LCB	Warren Livingston (8)
WR	Frank Clarke		Jim Harris (4)
QB	Eddie LeBaron (10)	RCB	Don Bishop
	Don Meredith (4)	SS	Bob Berich (8)
RB	Don Perkins		Tom Franckhauser (4)
FB	Amos Marsh (7)	FS	Dick Moegle
	J.W. Lockett (7)		
		P	Allen Green
K	Allen Green (9)		
	Dick Bielski (5)		Pro Bowlers in Bold

1962 ★ DALLAS COWBOYS STATISTICS ★ 1962

FIFTH PLACE, EASTERN CONFERENCE
HEAD COACH: TOM LANDRY

Preseason (0-5)			
Date	W/L	Score	Opponent
8/10	L	7-31	GREEN BAY
8/18	L	24-35	Detroit @ Cleveland
8/25	L	10-24	Balt. @ Roanoke
9/1	L	7-26	San Fran. @ Sac.
9/8	L	26-45	Minn. @ Atlanta

REGULAR SEASON (5-8-1)			
Date	W/L	Score	Opponent
9/16	T	35-35	WASHINGTON
9/23	L	28-30	PITTSBURGH
9/30	W	27-17	@ LA Rams
10/7	L	10-19	@ Cleveland
10/14	W	41-19	PHILADELPHIA
10/21	W	42-27	@ Pittsburgh
10/28	L	24-28	ST. LOUIS
11/4	W	38-10	@ Washington
11/11	L	10-41	N.Y. GIANTS
11/18	L	33-34	CHICAGO
11/25	L	14-28	@ Philadelphia
12/2	W	45-21	CLEVELAND
12/9	L	20-52	@ St. Louis
12/16	L	31-41	@ N.Y. Giants

TEAM STATISTICS			DALLAS	OPP
FIRST DOWNS	246	274
Rushing	101	93
Passing	136	166
Penalty	9	15
Third Down-Made/Att.	72/183	64/167
Third Down Efficiency	39.3	38.3
Fourth Down-Made/Att.	6/7	2/5

TOTAL NET YARDS	4,912	5,184
Avg. Per Game	350	370
Total Plays	843	848
Avg. Per Play	5.8	6.1
NET YARDS RUSHING	2,040	1,510
Avg. Per Game	145.7	107.9
Total Rushes	434	386
Avg. Per Rush	4.7	3.9
NET YARDS PASSING	2,883	3,688
Sacked/Yards Lost	29/232	25/216
Gross Yards	3,115	3,904
Attempts/Completions	380/200	437/233
Pct. of Completions	52.6	53.3
Had Intercepted	17	20
PUNTS/AVERAGE	57/45.4	63/40.6
Net Punting Average	40.7	37.8
PUNT RET./AVG.	18/4.5	28/6.8
KICKOFF RET./AVG.	59/20.5	63/23.5
INT./AVG. RET.	20/18.3	17/15.5
PENALTIES/YARDS	62/639	56/569
FUMBLES/BALL LOST	32/19	33/16
TOUCHDOWNS	51	52
Rushing	16	17
Passing	31	33
Returns	4	2
EXTRA POINTS/ATTEMPTS	50/51	49/52
FIELD GOALS/ATTEMPTS	14/27	13/22

RUSHING	ATT	YDS	AVG	LG	TD
Perkins	222	945	4.3	35	7
Marsh	144	802	5.6	70	6
Bullocks	33	196	6.0	73†	2
Meredith	21	74	3.5	9	0
Lockett	8	24	3.0	7	1
LeBaron	6	-1	-0.2	3	0
Cowboys	434	2,040	4.7	73†	6
Opponents	386	1,510	3.9	35	17

RECEIVING	NO	YDS	AVG	LG	TD
Howton	49	706	14.1	69†	6
Clarke	47	1,043	22.2	66†	14
Folkins	39	536	13.7	52	6
Marsh	35	467	13.3	85†	2
Perkins	13	104	8.0	21	0
Lockett	7	78	10.1	29†	2
Gregory	3	70	23.3	24	0
Bullocks	3	46	15.3	22†	1
Norman	2	34	17.0	29	1
Davis	2	31	15.5	24	1
Cowboys	200	3,115	15.6	85†	31
Opponents	233	3,904	16.8	86†	33

INTERCEPTIONS	NO	YDS	AVG	LG	TD
Bishop	6	134	22.3	44	0
Gaechter	5	136	27.2	100†	1
Tubbs	4	35	8.7	21	0
Howley	2	33	16.5	21	0
Norton	2	21	10.5	21	0
Dowdle	1	7	7.0	7	0
Cowboys	20	366	18.3	100†	1
Opponents	17	263	15.5	57†	1

PUNTING	NO	YDS	AVG	TB	IN20	LG	BL	NET
Baker	57	2,589	45.4	4	13	72	0	40.7
Cowboys	57	2,589	45.4	4	13	72	0	40.7
Opp.	63	2,560	40.6	5	8	63	0	37.8

PUNT RETURNS	NO	FC	YDS	AVG	LG	TD
Lockett	8	4	45	5.6	17	0
Gaechter	7	7	32	4.5	15	0
Marsh	3	3	4	1.3	2	0
Cowboys	18	14	81	4.5	17	0
Opponents	28	14	190	6.8	21	0

KICKOFF RETURNS	NO	YDS	AVG	LG	TD
Marsh	29	725	25.0	101†	1
Bullocks	14	265	18.9	62	0
Lockett	6	130	21.6	31	0
Davis	4	66	16.5	23	0
Norman	2	5	2.5	5	0
Gaechter	1	16	16.0	16	0
Talbert	1	0	0.0	0	0
Cvercko	1	0	0.0	0	0
Memmelaar	1	0	0.0	0	0
Cowboys	59	1,207	20.5	101†	1
Opponents	63	1,604	25.5	92†	1

SCORE BY	1	2	3	4	OT	T
QUARTERS						
Cowboys	54	119	107	118	-	398
Opponents	65	124	56	157	-	402

FIELD GOALS	7-19	20-29	30-39	40-49	50-6+
Baker	4-4	1-2	5-10	3-5	1-6
Cowboys	4-4	1-2	5-10	3-5	1-6
Opponents	5-7	1-1	3-5	3-7	1-5

Baker: (35M), (1), (35M,34,52M,48), (15,39M), (40, 50M,11), (1), (52M,37,54M,39M), (16), (42M,53), (36,37), (34M), (15), (22M,25,47), (35,55M,47M)
Opponents: (1), (51), (51M,35,42), (36,9), (10,52M,40,18B), (1), (14), (16,37), (21,41M,15), (32M,35M,16M), (47M,52B), (49M,42), (45M,50M)

SCORING	TDR	TDP	TDR†	FG	PAT	S	TP
Baker	0	0	0	14/27	50/51	0	92
Clarke	0	14	0	0/0	0/0	0	84
Marsh	6	2	1a	0/0	0/0	0	54
Perkins	7	0	0	0/0	0/0	0	42
Folkins	0	6	0	0/0	0/0	0	36
Howton	0	6	0	0/0	0/0	0	36
Bullocks	2	1	0	0/0	0/0	0	18
Lockett	1	2	0	0/0	0/0	0	18
Gaechter	0	0	1b	0/0	0/0	0	6
Norton	0	0	1c	0/0	0/0	0	6
Bishop	0	0	1d	0/0	0/0	0	6
Cowboys	16	31	4	14/27	50/51	0	398
Opponents	17	33	2†	13/25	49/52	1	402

- a 101 kickoff return vs. Philadelphia (10/14)
b 100 int return vs. Philadelphia (10/14)
c 94 FG return @ St. Louis (12/9)
d 84 fumble return vs. St. Louis (10/28)

- * Mitchell 92 kickoff return vs. Washington (9/16)
Wilson 57 int return vs. St. Louis (10/28)
+ Holding in end zone vs. Pittsburgh (9/23)

USUAL STARTERS

WR	Bill Howton	LE	Bob Lilly
LT	Bob Fry	LT	Guy Reese
LG	Andy Cvercko	RT	John Meyers
C	Mike Connelly	RE	George Andrie
RG	Dale Memmelaar	LLB	Mike Dowdle
RT	Monte Clark (10)	MLB	Jerry Tubbs
	Don Talbert (4)	RLB	Chuck Howley
TE	Lee Folkins (11)	LCB	Mike Gaechter (9)
	Pettis Norman (3)		Cornell Green (3)
WR	Frank Clarke	RCB	Don Bishop
QB	Eddie LeBaron	SS	Jerry Norton
RB	Don Perkins	FS	Dick Nolan
FB	Amos Marsh		

K Sam Baker
P Sam Baker

Pro Bowlers in Bold

PASSING	ATT	COMP	YDS	PCT	AVG	TD	PCT	PCT	INT	LG	SKS/YDS	RATING
Meredith	212	105	1,679	49.5	7.9	15	7.1	8	3.8	69†	14/113	84.2
LeBaron	166	95	1,436	57.2	8.7	16	9.6	9	5.4	85†	15/119	95.4
Baker	1	0	0	0.0	0.0	0	0.0	0	0.0	0	0/0	39.6
Lockett	1	0	0	0.0	0.0	0	0.0	0	0.0	0	0/0	39.6
Cowboys	380	200	3,115	52.6	8.2	31	8.2	17	4.5	85†	29/232	88.7
Opponents	437	233	3,904	53.3	8.9	33	7.6	20	4.6	86†	25/216	89.8

1963 ★ DALLAS COWBOYS STATISTICS ★ 1963

STAFF PLAYERS RECORDS PLAYOFF RECORDS STATISTICS SIDELINES

FIFTH PLACE, EASTERN CONFERENCE HEAD COACH: TOM LANDRY

PRESEASON (3-2)

Date	W/L	Score	Opponent	Att.
8/8	W	17-14	@ LA Rams	70,675
8/17	L	10-31	GREEN BAY	53,121
8/24	L	17-20	LA Rams @ Port.	29,349
8/30	W	37-24	San Fran. @ Baker.	9,927
9/7	W	27-17	Detroit @ N.O.	51,218

REGULAR SEASON (4-10)

9/14	L	7-34	ST. LOUIS	36,432
9/22	L	24-41	CLEVELAND	28,710
9/29	L	17-21	@ Washington	40,101
10/6	L	21-24	@ Philadelphia	60,671
10/13	W	17-14	DETROIT	27,264
10/20	L	21-37	@ N.Y. Giants	62,889
10/27	L	21-27	@ Pittsburgh	19,047
11/3	W	35-20	WASHINGTON	18,838
11/10	L	24-31	@ San Francisco	29,563
11/17	W	27-20	PHILADELPHIA	23,694
11/24	L	17-27	@ Cleveland	55,096
12/1	W	27-34	N.Y. GIANTS	29,653
12/8	L	19-24	PITTSBURGH	24,136
12/15	W	28-24	@ St. Louis	12,695

TEAM STATISTICS

	DALLAS	OPP
FIRST DOWNS	248	266
Rushing	105	114
Passing	132	139
Penalty	11	13
Third Down-Made/Att.	62/169	69/171
Third Down Efficiency	36.7	40.4
Fourth Down-Made/Att.	6/10	16/20
TOTAL NET YARDS	4,263	5,325
Avg. Per Game	304.5	380.4
Total Plays	839	878
Avg. Per Play	5.1	6.1
NET YARDS RUSHING	1,795	2,094
Avg. Per Game	128.2	149.6
Total Rushes	420	455
Avg. Per Rush	4.3	4.6
NET YARDS PASSING	2,468	3,231
Sacked/Yards Lost	44/331	20/161
Gross Yards	2,799	3,392
Attempts/Completions	375/200	403/202
Pct. of Completions	53.3	50.1
Had Intercepted	21	26
PUNTS/AVERAGE	71/44.2	52/41.5
Net Punting Average	40.6	37.8
PUNT RET./AVG.	23/7.7	36/4.9
KICKOFF RET./AVG.	48/22.9	46/24.5
INT./AVG. RET.	26/21.1	21/20.8
PENALTIES/YARDS	67/627	52/479
FUMBLE/BALL LOST	29/15	23/11
TOUCHDOWNS	40	48
Rushing	18	12
Passing	20	31
Returns	2	5
EXTRA POINTS/ATTEMPTS	38/40	45/48
FIELD GOALS/ATTEMPTS	9/20	15/32

	ATT	COMP	YDS	PCT	AVG	TD	INT	PCT	LG	SKS/YDS	RATING	
Meredith	310	167	2,381	53.9	7.7	17	5.5	18	5.8	55	35/260	73.2
LeBaron	65	33	418	50.8	6.4	3	4.6	3	4.6	75	9/71	67.4
Cowboys	375	200	2,799	53.3	7.5	20	5.3	21	5.6	75	44/331	71.9
Opponents	403	202	3,392	50.1	8.4	31	7.7	26	6.5	85t	20/161	77.6

RUSHING	ATT	YDS	AVG	LG	TD
Perkins	149	614	4.1	19t	7
Marsh	99	483	4.9	41t	5
Bullocks	96	341	3.6	17	2
Meredith	41	185	4.5	26	3
Stiger	31	140	4.5	4	1
Baker	1	15	15.0	15	0
Clarke	1	12	12.0	12	0
LeBaron	2	5	2.5	4	0
Cowboys	420	1,795	4.3	41t	18
Opponents	455	2,094	4.6	71t	12

RECEIVING	NO	YDS	AVG	LG	TD
Clarke	43	833	19.4	75t	10
Howton	33	514	15.6	44t	3
Folkins	31	407	13.1	35t	4
Marsh	26	224	8.6	35	0
Norman	18	341	18.9	49	3
Barnes	15	195	13.0	27	0
Perkins	14	84	6.0	20	0
Stiger	13	131	10.1	42	0
Bullocks	7	70	10.0	22	0
Cowboys	200	2,799	14.0	75t	20
Opponents	202	3,392	16.8	85t	31

INTERCEPTIONS	NO	YDS	AVG	LG	TD
Green	7	211	34.5	55	0
Bishop	5	45	9.0	31	0
Gaechter	3	140	46.7	86	0
Jordan	3	41	13.6	23	0
Livingston	3	31	10.3	29	0
Tubbs	2	61	20.3	44	0
Howley	2	3	1.5	3	0
Edwards	1	17	17.0	17	0
Cowboys	26	549	21.1	86	0
Opponents	21	437	20.8	82t	5

PUNTING	NO	YDS	AVG	TB	INT	LG	BL	NET
Baker	71	3,138	44.2	4	13	64	0	40.6
Cowboys	71	3,138	44.2	4	13	64	0	40.6
Opp.	52	2,159	41.5	5	8	73	0	37.8

PUNT RETURNS	NO	FC	YDS	AVG	LG	TD
Stiger	14	2	141	10.1	45	0
Overton	5	5	32	6.4	14	0
Gaechter	2	2	2	1.0	2	0
Howley	1	0	0	0.0	0	0
Norman	1	0	0	0.0	0	0
Cowboys	23	9	175	7.9	45	0
Opponents	36	13	176	4.9	26	0

KICKOFF RETURNS	NO	YDS	AVG	LG	TD
Stiger	18	432	24.0	66	0
Hayes, W.	2	48	24.0	25	0
Bullocks	19	453	23.8	56	0
Marsh	9	167	18.6	31	0
Cowboys	48	1,100	22.9	66	0
Opponents	46	1,125	24.5	54	0

SCORE BY	1	2	3	4	OT	T
QUARTERS						
Cowboys	68	124	48	65	-	305
Opponents	58	114	88	118	-	378

FIELD GOALS	7-19	20-29	30-39	40-49	50+
Baker	2-3	3-6	1-1	1-1	2-7
Cowboys	2-3	3-6	1-1	2-7	1-3
Opponents	7-7	1-6	3-7	3-10	1-2

Baker: (41M),(13),(41,43M,40M),(,)(13),(,)(42M,20M),(16M),(24,24M),(56M,33,27),(20,26M,52M),(44M),(53,46),(,)

Opponents: (43,45),(32,15,50M),(49M,37M),(28B,12,29M),(37M,48M,47M),(39,41M),(,)(29M,12,49),(45M,32),(32M),(24,10),(11,53),(17,44M,43B),(28,39M,26B,11)

SCORING	TDR	TDP	TDRH	FG	PAT	S	TP
Baker	0	0	0	9/20	38/40	0	65
Clarke	0	10	0	0/0	0/0	0	60
Perkins	7	0	0	0/0	0/0	0	42
Marsh	5	0	0	0/0	0/0	0	35
Folkins	0	4	0	0/0	0/0	0	24
Howton	0	3	0	0/0	0/0	0	18
Meredith	3	0	0	0/0	0/0	0	18
Norman	0	3	0	0/0	0/0	0	18
Bullocks	2	0	0	0/0	0/0	0	12
Green	0	0	1a	0/0	0/0	0	6
Lilly	0	0	1b	0/0	0/0	0	6
Stiger	1	0	0	0/0	0/0	0	6
Cowboys	18	20	2	9/20	38/40	0	305
Opponents	12	31	5*	15/32	45/48	0	378

a 20 fumble return @ Cleveland (11/24)
b 42 fumble return @ St. Louis (12/15)

* Hill 58 int return vs. St. Louis (9/14)
Steffen 78 int return @ Washington (9/29)
Lynhe 82 int return @ N.Y. Giants (10/20)
Fichtner 36 int return @ Cleveland (11/24)
Hillebrand 0 int return vs. N.Y. Giants (12/1)

USUAL STARTERS			
WR	Bill Howton (6)	LE	Bob Lilly (7)
	Pettis Norman (5)		Larry Stephens (7)
	Gary Barnes (3)	LT	Guy Reese
LT	Bob Fry (9)	RT	John Meyers (7)
	Tony Liscio (5)		Bob Lilly (7)
LG	Jim Ray Smith (7)	RE	George Andrie (10)
	Lynn Hoyem (6)		Larry Stephens (3)
C	Mike Connelly	LLB	Chuck Howley
RG	Dale Memmelaar	MLB	Jerry Tubbs
RT	Ed Nutting (7)	RLB	Lee Roy Jordan (8)
	Bob Fry (5)		Dave Edwards (6)
TE	Lee Folkins	LCB	Cornell Green
WR	Frank Clarke	RCB	Don Bishop
QB	Don Meredith	SS	Mike Gaechter (10)
RB	Amos Marsh (9)		Jim Rulon (4)
	Jim Stiger (3)	FS	Warren Livingston
FB	Don Perkins (10)		
	Amos Bullocks (3)	P	Sam Baker
K	Sam Baker		Pro Bowlers in Bold

1964 ★ DALLAS COWBOYS STATISTICS ★ 1964

FIFTH PLACE, EASTERN CONFERENCE HEAD COACH: TOM LANDRY

PRESEASON (1-4)				
Date	W/L	Score	Opponent	Att.
8/8	L	6-17	@ LA Rams	57,450
8/15	W	34-23	San Fran. @ Port.	24,679
8/22	L	16-25	LA Rams @ Portland	30,565
8/29	L	3-35	GREEN BAY	60,057
9/5	L	6-21	Chicago @ N.O.	35,000

REGULAR SEASON (5-8-1)				
Date	W/L	Score	Opponent	Att.
9/12	L	6-16	ST. LOUIS	36,605
9/20	W	24-18	WASHINGTON	25,158
9/27	L	17-23	@ Pittsburgh	35,594
10/4	L	6-27	@ Cleveland	72,062
10/11	T	13-13	N.Y. GIANTS	33,324
10/18	L	16-20	CLEVELAND	37,456
10/25	W	31-13	@ St. Louis	28,253
11/1	W	24-10	@ Chicago	47,527
11/8	W	31-21	@ N.Y. Giants	63,031
11/15	L	14-17	PHILADELPHIA	55,972
11/22	L	16-28	@ Washington	49,219
11/29	L	21-45	GREEN BAY	44,975
12/6	L	14-24	@ Philadelphia	60,671
12/13	W	17-14	PITTSBURGH	35,271

TEAM STATISTICS		DALLAS	OPP
FIRST DOWNS	230211
Rushing	8971
Passing	119121
Penalty	2219
Third Down-Made/Att.	65/19965/201
Third Down Efficiency	32.732.3
Fourth Down-Made/Att.	8/147/14
TOTAL NET YARDS	3,7043,750
Avg. Per Game	264.6267.9
Total Plays	893860
Avg. Per Play	4.14.4
NET YARDS RUSHING	1,6911,504
Avg. Per Game	120.8107.4
Total Rushes	421438
Avg. Per Rush	4.03.4
NET YARDS PASSING	2,0132,246
Sacked/Yards Lost	68/50345/325
Gross Yards	2,5162,571
Attempts/Completions	404/192377/172
Pct. of Completions	47.545.6
Had Intercepted	2418
PUNTS/AVERAGE	78/38.980/43.5
Net Punting Average	34.433.5
PUNT RET./AVG.	40/11.519/2.6
KICKOFF RET./AVG.	46/24.050/21.6
INT./AVG. RET.	18/17.624/15.0
PENALTIES/YARDS	97/95275/781
FUMBLES/BALL LOST	39/1926/20
TOUCHDOWNS	3034
Rushing	156
Passing	1022
Returns	56
EXTRA POINTS/ATTEMPTS	29/2932/34
FIELD GOALS/ATTEMPTS	14/2917/28

PASSING	ATT	COMP	YDS	PCT	AVG	TD	PCT	PCT	INT	LG	SKS/YDS	RATING
Meredith	323	158	2,143	48.9	6.6	9	2.8	16	5.0	49	58/416	59.0
Roach	68	32	349	47.1	5.1	1	1.5	6	8.8	37	10/87	31.1
Lothridge	9	2	24	22.2	2.7	0	0.0	2	22.2	13	0/0	0.0
Clarke	1	0	0	0.0	0.0	0	0.0	0	0.0	0	0/0	39.6
Stiger	1	0	0	0.0	0.0	0	0.0	0	0.0	0	0/0	39.6
Dunn	2	0	0	0.0	0.0	0	0.0	0	0.0	0	0/0	39.6
Cowboys	404	192	2,516	47.5	6.2	10	2.5	24	5.9	49	68/503	51.4
Opponents	377	172	2,571	45.6	6.8	22	5.8	18	4.8	59	45/325	68.1

RUSHING	ATT	YDS	AVG	LG	TD
Perkins	174	768	4.6	59	6
Marsh	100	401	4.0	28	2
Stiger	68	280	4.1	64	1
Dunn	26	103	4.0	14	1
Meredith	32	81	2.5	17	4
Clarke	10	46	4.6	21	0
Folkins	1	9	9.0	9	0
Roach	8	9	1.1	11	0
Lothridge	2	-6	-3.0	2	1
Cowboys	421	1,691	4.0	64	15
Opponents	438	1,504	3.4	71	6

RECEIVING	NO	YDS	AVG	LG	TD
Clarke	65	973	15.0	49	5
McDonald	46	612	13.3	48	2
Norman	24	311	13.0	37	2
Perkins	15	155	10.3	37	0
Marsh	15	131	8.7	32	0
Dial	11	178	17.1	41	0
Stiger	9	85	9.4	31	1
Folkins	5	41	8.2	11	0
Dunn	2	30	15.0	18	0
Cowboys	192	2,516	13.1	49	10
Opponents	172	2,571	14.9	59	22

INTERCEPTIONS	NO	YDS	AVG	LG	TD
Renfro	7	110	15.7	39	1
Ridlon	4	121	30.3	74	1
Howley	2	27	13.5	21	0
Tubbs	2	27	13.5	26	0
Livingston	1	27	27.0	27	0
Jordan	1	3	3.0	3	0
Edwards	1	1	1.0	1	0
Cowboys	18	316	17.6	74	2
Opponents	24	345	15.0	54	4

PUNTING	NO	YDS	AVG	TB	IN20	LG	BL	NET
Lothridge	62	2,501	40.3	7	12	75	1	35.8
Folkins	15	497	33.1	0	3	48	0	28.3
Howley	1	37	37.0	0	0	37	0	37.0
Cowboys	78	3,035	38.9	7	15	75	1	34.4
Opp.	80	3,478	43.5	9	17	74	0	33.5

PUNT RETURNS	NO	FC	YDS	AVG	LG	TD
Renfro	32	9	418	13.1	69	1
McDonald	2	2	17	8.5	9	0
Gaechter	5	1	24	4.8	16	0
Stiger	1	4	0	0.0	0	0
Cowboys	40	16	459	11.5	69	1
Opponents	19	29	52	2.6	24	0

KICKOFF RETURNS	NO	YDS	AVG	LG	TD
Renfro	40	1,017	25.4	65	0
Dunn	2	33	16.5	18	0
Gaechter	1	31	31.0	31	0
Bullocks	1	19	19.0	19	0
Marsh	1	2	2.0	2	0
Folkins	1	0	0.0	0	0
Cowboys	46	1,102	24.0	65	0
Opponents	50	1,061	21.6	51	0

SCORE BY	1	2	3	4	OT	T
QUARTERS						
Cowboys	60	74	37	79	-	250
Opponents	47	81	62	99	-	289

FIELD GOALS	7-19	20-29	30-39	40-49	50+
Van Raaphorst	6-9	2-3	4-6	2-9	0-2
Cowboys	6-9	2-3	4-6	2-9	0-2
Opponents	3-4	2-3	8-9	4-11	0-1

Van Raaphorst	(1), (48M, 15, 40M), (16), (25B, 19B), (50M, 19, 16, 40M, 35M), (34, 20, 37), (20), (41, 49M), (52M, 43), (47M, 16M, 48M), (39M, 15, 32, 12M, 38), (1), (1), (10, 48M)
Opponents	(37, 50M, 41, 32), (31, 41, 32), (36, 49M, 30M), (19, 21), (1), (34, 30, 47M), (39, 49M, 16), (12, 48M), (1), (43), (47M, 40M, 7B), (25, 29M), (24M, 48), (1)

SCORING	TDR	TDP	TDR1	FG	PAT	S	TP
Van Raaphorst	0	0	14/29	28/29	0	70	0
Perkins	6	0	0	0/0	0/0	0	36
Clarke	0	5	0	0/0	0/0	0	30
Meredith	4	0	0	0/0	0/0	0	24
Marsh	2	0	0	0/0	0/0	0	12
McDonald	0	2	0	0/0	0/0	0	12
Norman	0	2	0	0/0	0/0	0	12
Ridlon	0	0	2a	0/0	0/0	0	12
Renfro	0	0	2b	0/0	0/0	0	12
Stiger	1	1	0	0/0	0/0	0	12
Dunn	1	0	0	0/0	0/0	0	6
Livingston	0	0	1c	0/0	0/0	0	6
Lothridge	1	0	0	0/0	0/0	0	6
Cowboys	15	10	5	14/29	28/29	0	250
Opponents	6	22	6*	17/28	32/34	1	289

- a 74 int return vs. N.Y. Giants (11/8)
- 63 fumble return vs. Philadelphia (12/6)
- b 39 int return vs. Washington (9/20)
- 69 punt return vs. Green Bay (11/29)
- c 17 fumble return vs. Green Bay (11/29)

- * Parish 54 int return vs. Cleveland (10/18)
- Reger 6 int return vs. Washington (11/22)
- Krause 35 int return vs. Washington (11/22)
- Jordan 60 fumble return vs. Green Bay (11/29)
- Aldridge 29 fumble return vs. Green Bay (11/29)
- Scarpatti int return vs. Philadelphia (12/6)
- + Edwards 0 fumble return vs. Washington (9/20)

USUAL STARTERS

WR	Tommy McDonald	LE	George Andrie
LT	Tony Liscio	LT	Jim Colvin
LG	Jake Kupp (10)	RT	Bob Lilly
C	Joe Bob Isbell (4)	RE	Larry Stephens
R	Mike Connelly	LLB	Chuck Howley (9)
RG	Joe Bob Isbell (6)	RB	Dave Edwards (4)
RC	Ray Schoenke (4)	MLB	Jerry Tubbs
RT	Dave Manders (3)	RLB	Lee Roy Jordan
TE	Ray Schoenke (6)	LCB	Cornell Green
QB	Bob Fry (5)	RCB	Don Bishop (7)
TE	Pettis Norman	SS	Warren Livingston (7)
WR	Frank Clarke	SS	Jim Ridlon (10)
QB	Don Meredith (10)	LB	Mike Gaechter (4)
	John Roach (4)	FS	Mel Renfro
RB	Jim Stiger (8)		
	Amos Marsh (5)	P	Billy Lothridge (12)
FB	Don Perkins		
			Pro Bowlers in Bold
K	Dick Van Raaphorst		

1965 ★ DALLAS COWBOYS STATISTICS ★ 1965

STAFF PLAYERS 2021 SEASON RECORDS PLAYOFF RECORDS 1965 STATISTICS SIDELINES

SECOND PLACE, EASTERN CONFERENCE HEAD COACH: TOM LANDRY

PRESEASON (2-3)			
Date	W/L	Score	Opponent
8/17	L	0-9	@ LA Rams
8/21	L	7-27	San Fran. @ Port.
8/28	W	21-12	GREEN BAY
9/3	L	17-57	Minn. @ Birm.
9/11	W	34-21	Chicago @ Tulsa
REGULAR SEASON (7-7)			
9/19	W	31-2	N.Y. GIANTS
9/26	W	27-7	WASHINGTON
10/4	L	13-20	@ St. Louis
10/10	L	24-35	PHILADELPHIA
10/17	L	17-23	@ Cleveland
10/24	L	3-13	@ Green Bay
10/31	L	13-22	@ Pittsburgh
11/7	W	39-31	SAN FRANCISCO
11/14	W	24-17	PITTSBURGH
11/21	L	17-24	CLEVELAND
11/28	L	31-34	@ Washington
12/5	W	21-19	@ Philadelphia
12/11	W	27-13	ST. LOUIS
12/19	W	38-20	@ N.Y. Giants
PLAYOFF BOWL GAME (Miami)			
1/9/66	L	3-35	Baltimore

TEAM STATISTICS		DALLAS	OPP
FIRST DOWNS	211	240
Rushing	87	80
Passing	108	138
Penalty	16	22
Third Down-Made/Att.	61/180	76/204
Third Down Efficiency	33.9	37.2
Fourth Down-Made/Att	11/14	3/11
TOTAL NET YARDS	3,995	4,192
Avg. Per Game	285.4	299.4
Total Plays	833	885
Avg. Per Play	4.8	4.7
NET YARDS RUSHING	1,608	1,444
Avg. Per Game	114.9	103.1
Total Rushes	416	422
Avg. Per Rush	3.9	3.4
NET YARDS PASSING	2,387	2,748
Sacked/Yards Lost	55/369	39/315
Gross Yards	2,756	3,063
Attempts/Completions	362/168	424/205
Pct. of Completions	46.4	48.3
Had Intercepted	18	18
PUNTS/AVERAGE	73/41.3	71/42.9
Net Punting Average	37.2	36.8
PUNT RET./AVG.	39/8.0	26/5.3
KICKOFF RET./AVG.	43/27.1	63/19.3
INT./AVG. RET.	18/11.0	18/14.7
PENALTIES/YARDS	78/710	50/483
FUMBLES/BALL LOST	31/17	37/20
TOUCHDOWNS	40	33
Rushing	8	13
Passing	25	17
Returns	7	3
EXTRA POINTS/ATTEMPTS	37/40	29/33
FIELD GOALS/ATTEMPTS	16/27	17/30

	PASSING	ATT	COMP	YDS	PCT	ATT	TD	INT	PCT	LG	SKS/YDS	RATING
Meredith	305	141	2,415	46.2	7.9	22	7.2	13	4.3	65	38/257	79.9
Morton	34	17	173	50.0	5.1	2	2.9	4	5.7	49	10/68	45.0
Rhome	21	9	157	42.9	7.5	1	4.8	1	4.8	82†	7/44	65.0
Reeves	2	1	11	50.0	5.5	0	0.0	0	0.0	11	0/0	66.7
Cowboys	362	168	2,756	46.4	7.6	25	6.9	18	5.0	82†	55/369	74.8
Opponents	424	205	3,063	48.3	7.2	17	4.0	18	4.2	72†	39/315	68.2

RUSHING	ATT	YDS	AVG	LG	TD
Perkins	177	690	3.9	43	0
Smith	86	295	3.4	24	2
Meredith	35	247	6.9	22	1
Dunn	54	171	3.2	12	2
Reeves	33	102	3.1	13	2
Clarke	8	58	7.3	21	0
Stiger	11	50	4.5	16	0
Rhome	4	11	2.8	16	0
Whitfield	1	0	0.0	0	0
Hayes	4	-8	-2.0	11†	1
Morton	3	-8	-2.7	5	0
Cowboys	416	1,608	3.9	43	8
Opponents	422	1,444	3.4	29	13

RECEIVING	NO	YDS	AVG	LG	TD
Hayes	46	1,003	21.8	82†	12
Clarke	41	682	16.6	53†	4
Dial	17	283	16.7	46	1
Gent	16	233	14.6	20†	2
Perkins	14	142	10.2	27	0
Norman	11	110	10.0	21	3
Reeves	9	210	23.3	47	1
Dunn	8	74	9.3	22	1
Smith	5	10	2.0	5	1
Stiger	1	9	9.0	9	0
Cowboys	168	2,756	16.4	82†	25
Opponents	205	3,063	15.0	72†	17

INTERCEPTIONS	NO	YDS	AVG	LG	TD
Green	3	49	16.3	43	0
Livingston	3	5	1.7	5	0
Logan	3	5	1.7	3	0
Renfro	2	92	46.0	90†	1
Gaechter	2	21	10.5	19	0
Tabbus	2	9	4.5	8	0
Edwards	2	0	0.0	0	0
Lilly	1	17	17.0	17†	1
Cowboys	18	198	11.0	90†	2
Opponents	18	265	14.7	48†	2

PUNTING	NO	YDS	AVG	TB	IN20	LG	BL	NET
Villanueva	60	2,505	41.8	8	12	58	0	37.9
Ridgway	13	510	39.2	0	3	44	0	34.1
Cowboys	73	3,015	41.3	8	15	58	0	37.2
Opp.	71	3,043	42.9	6	20	64	1	36.8

PUNT RETURNS	NO	FC	YDS	AVG	LG	TD
Renfro	24	4	145	6.0	35	0
Hayes	12	2	153	12.8	47	0
Stiger	3	1	14	4.7	13	0
Cowboys	39	7	312	8.0	47	0
Opponents	26	24	139	5.3	67†	0

KICKOFF RETURNS	NO	YDS	AVG	LG	TD
Renfro	21	630	30.0	100†	1
Hayes	17	450	26.5	66	0
Reeves	2	45	22.5	24	0
Stiger	2	28	14.0	17	0
Neely	1	13	13.0	13	0
Cowboys	43	1,166	27.1	100†	1
Opponents	63	1,229	19.3	40	0

SCORE BY	1	2	3	4	OT	T
QUARTERS						
Cowboys	78	97	44	106	-	325
Opponents	65	75	79	61	-	280

FIELD GOALS	7-19	20-29	30-39	40-49	50+0
Villanueva	6-8	5-6	4-6	1-7	0-0
Cowboys	6-8	5-6	4-6	1-7	0-0
Opponents	6-7	4-6	3-10	4-6	0-10

Villanueva: (41),(43M,27,47M,7),(28,19), (42M,35),(16),(20),(32M),(16,37B,34), (33,46M),(10),(25M,29,45M,44B), (19B,41M),(31,14),(25)

Opponents: (,),(,)(51B,37,28),(31B), (48,47B,16,19,20M),(44,22),(33M,18), (10,25B),(32),(46,37B),(35B), (33,19,34M,27,37B,20,19B),(18,41), (33M,42B)

SCORING	TDR	TDP	TDR†	FG	PAT	S	TP
Villanueva	0	0	0	16/27	37/38	0	85
Hayes	1	12	0	0/0	0/0	0	78
Clarke	0	4	0	0/0	0/0	0	24
Dunn	2	1	0	0/0	0/0	0	18
Norman	0	3	0	0/0	0/0	0	18
Reeves	2	1	0	0/0	0/0	0	18
Smith	2	1	0	0/0	0/0	0	18
Gent	0	2	0	0/0	0/0	0	12
Renfro	0	0	2a	0/0	0/0	0	12
Andrie	0	0	1b	0/0	0/0	0	6
Dial	0	1	0	0/0	0/0	0	6
Gaechter	0	0	1c	0/0	0/0	0	6
Green	0	0	1d	0/0	0/0	0	6
Lilly	0	0	1e	0/0	0/0	0	6
Logan	1	0	1f	0/0	0/0	0	6
Meredith	1	0	0	0/0	0/0	0	6
Cowboys	8	25	7	37/40	16/27	0	325
Opponents	13	17	3*	29/33	17/30	1	280

- a 90 int return vs. St. Louis (10/4)
- 100 kickoff vs. San Francisco (11/7)
- b 0 fumble return vs. San Francisco (11/7)
- c 60 FG return vs. Washington (11/28)
- d 5 fumble return vs. Washington (11/28)
- e 17 int return vs. San Francisco (11/7)
- f 60 FG return vs. N.Y. Giants (12/19)

- * Tarasovic 62 fumble ret. vs. Philadelphia (10/10)
- Folkins 15 fumble return vs. Pittsburgh (11/14)
- Kelly 67 punt return vs. Cleveland (11/21)
- + Dallas snap out of end zone vs. N.Y. Giants (9/19)

USUAL STARTERS			
WR	Bob Hayes	LE	Maury Youmans
LT	Jim Boeke	LT	Jim Colvin
LG	Jake Kupp	RT	Bob Lilly
C	Dave Manders	RE	George Andrie
RG	Leon Donohue	LLB	Chuck Howley
RT	Ralph Neely	MLB	Jerry Tubbs
TE	Frank Clarke	RLB	Dave Edwards
WR	Buddy Dial (7)	LCB	Cornell Green
	Pete Gent (7)	RCB	Warren Livingston
QB	Don Meredith	SS	Obert Logan (9)
RB	Perry Lee Dunn (7)		Mike Gaechter (6)
	Dan Reeves (4)	FS	Mel Renfro
	J.D. Smith (3)	P	Danny Villanueva (11)
FB	Don Perkins		Colin Ridgway (3)
K	Danny Villanueva		Pro Bowlers in Bold

1966 ★ DALLAS COWBOYS STATISTICS ★ 1966

FIRST PLACE, EASTERN CONFERENCE
HEAD COACH: TOM LANDRY

PRESEASON (5-0)

Date	W/L	Score	Opponent	Att.
8/7	W	24-13	@ San Francisco	28,899
8/13	W	20-10	@ LA Rams	44,217
8/20	W	21-3	GREEN BAY	75,504
8/27	W	20-10	Detroit @Tulsa	31,250
9/2	W	28-24	MINNESOTA	58,316

REGULAR SEASON (10-3-1)

9/18	W	52-7	N.Y. GIANTS	60,010
9/25	W	28-17	MINNESOTA	64,116
10/2	W	47-14	@ Atlanta	56,990
10/9	W	56-7	PHILADELPHIA	69,372
10/16	T	10-10	@ St. Louis	50,673
10/23	L	21-30	@ Cleveland	84,721
10/30	W	52-21	PITTSBURGH	58,453
11/6	L	23-24	@ Philadelphia	60,658
11/13	W	31-30	@ Washington	50,927
11/20	W	20-7	@ Pittsburgh	42,185
11/24	W	26-14	CLEVELAND	80,259
12/4	W	31-17	ST. LOUIS	76,965
12/11	L	31-34	WASHINGTON	64,198
12/18	W	17-7	@ N.Y. Giants	62,735

CHAMPIONSHIP GAME

1/1/67	L	27-34	GREEN BAY	75,504
--------	---	-------	-----------	--------

TEAM STATISTICS DALLAS OPP

FIRST DOWNS	287	221
Rushing	124	64
Passing	139	140
Penalty	24	17
Third Down-Made/Att.	68/188	72/213
Third Down Efficiency	36.1	33.8
Fourth Down-Made/Att.	7/12	4/14
TOTAL NET YARDS	5,145	3,558
Avg. Per Game	367.5	254.1
Total Plays	926	873
Avg. Per Play	5.6	4.1
NET YARDS RUSHING	2,122	1,176
Avg. Per Game	151.6	84.0
Total Rushes	471	356
Avg. Per Rush	4.5	3.3
NET YARDS PASSING	3,023	2,382
Sacked/Yards Lost	42/308	60/420
Gross Yards	3,331	2,802
Attempts/Completions	413/214	457/212
Pct. of Completions	51.8	46.4
Had Intercepted	14	17
PUNTS/AVERAGE	65/39.2	79/42.4
Net Punting Average	36.7	38.4
PUNT RET./AVG.	41/6.3	26/4.2
KICKOFF RET./AVG.	44/22.9	78/21.8
INT./AVG. RET.	17/17.8	14/19.6
PENALTIES/YARDS	83/824	63/778
FUMBLE/BALL LOST	23/10	23/14
TOUCHDOWNS	56	29
Rushing	24	6
Passing	27	17
Returns	5	6
EXTRA POINTS/ATTEMPTS	56/56	29/29
FIELD GOALS/ATTEMPTS	17/31	12/31

PASSING	ATT	COMP	YDS	PCT	AVG	TD	PCT	PCT	LG	SKS/YDS	RATING	
Meredith	344	177	2,805	51.5	8.2	24	7.0	12	3.5	951	37/261	79.9
Rhyme	36	21	253	58.3	7.0	0	0.0	1	2.8	47	4/39	45.0
Morton	27	13	225	48.1	8.3	3	11.1	1	3.7	41	1/8	65.0
Reeves	6	3	48	50.0	8.0	0	0.0	0	0.0	29	0/0	66.7
Cowboys	413	214	3,331	51.8	8.1	27	6.5	14	3.4	951	42/308	74.8
Opponents	457	212	2,802	46.4	6.1	17	3.7	17	3.7	78	60/420	63.1

RUSHING	ATT	YDS	AVG	LG	TD
Reeves	175	757	4.3	67	8
Perkins	186	726	3.9	24	8
Meredith	38	242	6.4	22	5
Shy	17	118	6.9	68	1
Garrison	16	62	3.9	13	1
Renfro	8	52	6.5	27	0
Morton	7	50	7.1	12	0
Clarke	8	49	6.1	26	0
Rhyme	7	37	5.4	11	0
Villanueva	1	23	23.0	23	0
Smith	7	7	1.0	2	1
Hayes	1	-1	0.0	0	0
Cowboys	471	2,122	4.5	68	24
Opponents	356	1,176	3.3	41	6

RECEIVING	NO	YDS	AVG	LG	TD
Hayes	64	1,232	19.3	95	13
Reeves	41	557	13.6	51	8
Gent	27	474	17.6	84	1
Clarke	26	355	13.7	33	4
Perkins	23	231	10.0	39	0
Dial	14	252	18.0	39	1
Norman	12	144	12.0	31	0
Renfro	4	65	16.3	42	0
Garrison	2	18	9.0	17	0
Smith	1	3	3.0	3	0
Cowboys	214	3,331	15.6	95	27
Opponents	212	2,802	13.2	78	17

INTERCEPTIONS	NO	YDS	AVG	LG	TD
Green	4	88	22.0	41	1
Gaechter	3	28	9.3	23	0
Renfro	2	57	28.5	33	0
Logan	2	44	22.0	22	1
Livingston	2	13	6.5	13	0
Jordan	1	49	49.0	49	1
Edwards	1	12	12.0	12	0
Andrie	1	6	6.0	6	1
Tubbs	1	6	6.0	6	0
Cowboys	17	303	17.8	49	3
Opponents	14	274	19.6	58	1

PUNTING	NO	YDS	AVG	TD	LG	BL	NET
Villanueva	65	2,551	39.2	3	14	58	1 36.7
Cowboys	65	2,551	39.2	3	14	58	1 36.7
Opp.	79	3,349	42.4	3	21	67	0 38.4

PUNT RETURNS	NO	FC	YDS	AVG	LG	TD
Renfro	21	6	123	5.9	38	0
Hayes	17	4	106	6.2	18	0
Howley	1	0	30	30.0	30	0
Reeves	2	2	-1	-0.5	14	0
Cowboys	41	12	258	6.3	38	0
Opponents	26	26	108	4.3	67	1

KICKOFF RETURNS	NO	YDS	AVG	LG	TD
Renfro	19	487	25.6	87	1
Garrison	20	445	22.0	35	0
Reeves	3	56	18.7	21	0
Neely	2	18	9.0	13	0
Cowboys	44	1,006	22.8	87	1
Opponents	78	1,699	21.8	93	3

SCORE BY	1	2	3	4	OT	T
QUARTERS	7	128	101	138	-	445
Cowboys	1	78	128	101	138	-
Opponents	50	79	62	48	-	239

FIELD GOALS	7-19	20-29	30-39	40-49	50-60
Villanueva	9-9	1-8	5-6	1-8	0-0
Cowboys	9-9	1-8	5-6	1-8	0-0
Opponents	1-2	5-6	4-12	2-9	0-2

Villanueva: (12),(42M),(22),(45M),(17,47M,33M), (49M),(49M,12),(21,28M,14,42),(20), (34M,38M,27,37),(11,31,12,13), (31M),(42,26),(45M,29M,37M,10), (31,49M),(35,33,11),(1),(28M,31M,20B), (25,50M,34M,40M),(44M,47M,42,29), (12B,39M,47M)

SCORING	TDR	TDP	TDR1	FG	PAT	S	TP
Villanueva	0	0	17/31	56/56	0	107	
Reeves	8	8	0	0/0	0/0	96	
Hayes	0	13	0	0/0	0/0	78	
Perkins	8	0	0	0/0	0/0	48	
Meredith	5	0	0	0/0	0/0	30	
Clarke	0	4	0	0/0	0/0	24	
Andrie	0	0	1a	0/0	0/0	6	
Dial	0	1	0	0/0	0/0	6	
Garrison	1	0	0	0/0	0/0	6	
Gent	0	1	0	0/0	0/0	6	
Green	0	0	1b	0/0	0/0	6	
Howley	0	0	1c	0/0	0/0	6	
Jordan	0	0	1d	0/0	0/0	6	
Renfro	0	0	1e	0/0	0/0	6	
Shy	1	0	0	0/0	0/0	6	
Smith	1	0	0	0/0	0/0	6	
Cowboys	24	27	5	17/31	56/56	1,445	
Opponents	6	17	6*	12/31	29/29	0	239

- a 6 int return vs. N.Y. Giants (12/18)
- b 41 int return vs. N.Y. Giants (9/18)
- c 97 fumble return vs. Atlanta (10/2)
- d 49 int return vs. Pittsburgh (10/30)
- e 87 kickoff return vs. Pittsburgh (10/30)
- + Townes tackle in end zone vs. Atlanta (10/2)
- * Woodson 56 int. return vs. Pittsburgh (10/30)
- Butler 93 kickoff return vs. Pittsburgh (10/30)
- Brown 93 kickoff return vs. Philadelphia (11/6)
- Brown 90 kickoff return vs. Philadelphia (11/6)
- Martin 40 punt return vs. Philadelphia (11/6)
- Roger built punt in end zone vs. Washington (12/11)

USUAL STARTERS

WR	Bob Hayes	LE	Willie Townes (8)
LT	Jim Boeke (10)	RT	Larry Stephens (6)
	Tony Lisco (4)	LT	Jim Colvin
LG	Tony Lisco (10)	RT	Bob Lilly
	John Niland (4)	RE	George Andrie
C	Dave Manders	LLB	Chuck Howley
RG	Leon Donohue	MLB	Lee Roy Jordan
TE	Ralph Neely	RLB	Dave Edwards
RT	Pettis Norman	LCB	Cornell Green
WR	Pete Gent (10)	RCB	Warren Livingston
	Buddy Dial (3)	SS	Mike Gaechter
QB	Don Meredith	FS	Mel Renfro (8)
RB	Dan Reeves		Obert Logan (6)
FB	Don Perkins		
		P	Danny Villanueva
K	Danny Villanueva		

Pro Bowlers in Bold

1967 ★ DALLAS COWBOYS STATISTICS ★ 1967

STAFF PLAYERS 2021 SEASON RECORDS PLAYOFF RECORDS 1967 STATISTICS SIDELINES

FIRST PLACE, CAPITOL DIVISION HEAD COACH: TOM LANDRY			
PRESEASON (2-3)			
Date	W/L	Score	Opponent
8/12	L	6-20	@ LA Rams
8/20	W	30-24	@ San Francisco
8/28	L	3-20	GREEN BAY
9/2	W	30-17	@ Houston
9/9	L	7-33	BALTIMORE
REGULAR SEASON (9-5)			
9/17	W	21-14	@ Cleveland
9/24	W	38-24	N.Y. GIANTS
10/1	L	13-35	L.A. RAMS
10/8	W	17-14	@ Washington
10/15	W	14-10	NEW ORLEANS
10/22	W	24-21	@ Pittsburgh
10/29	L	14-21	@ Philadelphia
11/5	W	37-7	ATLANTA
11/12	W	27-10	@ New Orleans
11/19	L	20-27	WASHINGTON
11/23	W	46-21	ST. LOUIS
12/3	L	17-23	@ Baltimore
12/10	W	38-17	PHILADELPHIA
12/16	L	16-24	@ San Francisco
1967 EASTERN CHAMPIONSHIP GAME			
12/24	W	52-14	CLEVELAND
NFL CHAMPIONSHIP GAME			
12/31	L	17-21	@ Green Bay

TEAM STATISTICS			
	DALLAS	OPP	
FIRST DOWNS	261	236	
Rushing	109	64	
Passing	141	145	
Penalty	11	27	
Third Down-Made/Att	79/200	80/195	
Third Down Efficiency	39.5	41.0	
Fourth Down-Made/Att	8/15	5/13	
TOTAL NET YARDS	4,699	3,874	
Avg. Per Game	335.6	276.7	
Total Plays	936	866	
Avg. Per Play	5.0	4.5	
NET YARDS RUSHING	1,900	1,094	
Avg. Per Game	135.7	78.9	
Total Rushes	477	331	
Avg. Per Rush	4.0	3.2	
NET YARDS PASSING	2,799	2,780	
Sacked/Yards Lost	42/294	45/377	
Gross Yards	3,093	3,167	
Attempts/Completions	417/210	482/260	
Pct. of Completions	50.4	53.9	
Had Intercepted	28	29	
PUNTS/AVERAGE	67/40.4	72/42.5	
Net Punting Average	35.2	36.1	
PUNT RET./AVG.	33/9.7	38/7.0	
KICKOFF RET./AVG.	48/21.1	59/22.9	
INT./AVG. RET.	29/11.4	28/12.6	
PENALTIES/YARDS	81/785	64/707	
FUMBLES/BALL LOST	25/13	28/18	
TOUCHDOWNS	45	35	
Rushing	13	11	
Passing	28	21	
Returns	4	3	
EXTRA POINTS/ATTEMPTS	41/44	34/35	
FIELD GOALS/ATTEMPTS	9/23	8/23	

RUSHING		ATT	YDS	AVG	LG	TD			
Perkins		201	823	4.1	30	6			
Reeves		173	603	3.5	32	5			
Garrison		24	146	6.1	26	0			
Norman		9	91	10.1	28	0			
Meredith		28	84	3.0	16	0			
Clarke		4	72	18.0	56	1			
Shy		17	59	3.5	13	0			
Morton		15	42	2.8	11	0			
Baynham		3	6	2.0	3	1			
Rhorne		2	-11	-5.5	-2	0			
Villanueva		1	-15	-15.0	-15	0			
Cowboys		477	1,900	4.0	56	13			
Opponents		339	1,094	3.2	46	11			
RECEIVING		NO	YDS	AVG	LG	TD			
Rentzel		58	996	17.2	74	8			
Hayes		49	998	20.4	64	10			
Reeves		39	490	12.6	60	6			
Norman		20	220	11.0	39	2			
Perkins		18	116	6.4	15	0			
Clarke		9	119	13.2	23	1			
Gent		9	88	9.8	16	1			
Shy		3	36	12.0	19	0			
Baynham		3	13	4.3	17	0			
Garrison		2	17	8.5	14	0			
Cowboys		210	3,093	14.7	74	28			
Opponents		260	3,167	12.1	67	20			
INTERCEPTIONS		NO	YDS	AVG	LG	TD			
Green		7	52	7.4	28	0			
Renfro		7	38	5.4	30	0			
Johnson		5	88	17.6	49	0			
Jordan		3	85	30.2	40	1			
Edwards		3	34	11.3	26	1			
Gaechter		2	0	0.0	0	0			
Howley		1	28	28.0	28	1			
Clark		1	6	6.0	6	0			
Cowboys		29	331	11.4	49	3			
Opponents		28	353	12.6	67	2			
PUNTING		NO	YDS	AVG	TB	IN20	LG	BL	NET
Villanueva		67	2,707	40.4	4	9	57	0	35.2
Cowboys		67	2,707	40.4	4	9	57	0	35.2
Opp.		72	3,058	42.5	7	19	68	1	36.1
PUNT RETURNS		NO	FC	YDS	AVG	LG	TD		
Hayes		24	6	276	11.5	69	1		
Rentzel		6	6	45	7.5	21	0		
Renfro		3	4	-1	-0.3	7	0		
Cowboys		33	16	320	9.7	69	1		
Opponents		38	15	266	7.0	41	0		
KICKOFF RETURNS		NO	YDS	AVG	LG	TD			
Garrison		20	366	18.3	36	0			
Baynham		12	331	27.6	37	0			
Renfro		5	112	22.4	30	0			
Shy		5	96	19.2	35	0			
Stokes		4	92	23.0	35	0			
Hayes		1	17	17.0	17	0			
East		1	0	0.0	0	0			
Cowboys		48	1,014	21.1	37	0			
Opponents		59	1,350	22.9	54	0			

SCORE BY		QUARTERS					1	2	3	4	OT	T
Cowboys		69	105	86	82	-	342					
Opponents		55	80	57	76	-	268					
FIELD GOALS		7-19	20-29	30-39	40-49	50+						
Villanueva		2-5	5-5	1-1	0-1	0-7						
Deters		1-1	0-0	0-1	0-2	0-0						
Cowboys		3-6	5-5	1-2	0-9	0-1						
Opponents		1-1	3-7	2-5	1-8	1-2						
Deters: (37M),(12),(43M,40M),(0),(0),(0),(0),(0),(0),(0),(0),(0),(0)												
Villanueva: (0),(0),(0),(40M,27),(49M,13M), (51M,45M,34),(9B),(0),(45M,49M,21,12), (40M),(22),(17),(22,19M),(25,49B)												
Opponents: (27M,37M),(38,44M),(45M,33M), (26M),(45M,47,48M),(0),(37B),(27M), (48B,26M,11),(0),(42M),(29,53,27), (25),(49M,50B,37)												
SCORING		TDR	TDP	TDR†	FG	PAT	S	TP				
Hayes		0	10	1a	0/0	0/0	0	66				
Reeves		5	6	0	0/0	0/0	0	66				
Villanueva		0	0	0	8/19	32/34	0	56				
Rentzel		0	8	0	0/0	0/0	0	48				
Perkins		6	0	0	0/0	0/0	0	36				
Clarke		1	1	0	0/0	0/0	0	12				
Deters		0	0	0	1/4	9/10	0	12				
Norman		0	2	0	0/0	0/0	0	12				
Edwards		0	0	1b	0/0	0/0	0	6				
Baynham		1	0	0	0/0	0/0	0	6				
Gent		0	1	0	0/0	0/0	0	6				
Howley		0	0	1c	0/0	0/0	1	8				
Jordan		0	0	1d	0/0	0/0	1	8				
Cowboys		13	28	4	9/23	41/44	2	342				
Opponents		11	20	3*	8/23	34/35	0	268				
a 69 punt return vs. St. Louis (11/23)												
b 26 int return vs. Baltimore (12/3)												
c 28 int return vs. Cleveland (9/17)												
d 33 int return vs. Atlanta (11/5)												
+ Pugh tackled Johnson in end zone vs. Atl (11/5)												
Jordan tackled Roland in end zone vs. StL (11/23)												
* Meador 30 int return vs. Los Angeles (10/1)												
Whitsett 26 int return vs. New Orleans (10/15)												
Scarpati 67 int return vs. Philadelphia (12/10)												
USUAL STARTERS												
WR	Bob Hayes	LE	Willie Townes									
LT	Tony Liscio	RT	Jethro Pugh									
LG	John Niland	LT	Bob Lilly									
C	Mike Connelly	RE	George Andrie									
RG	Leon Donohue	LLB	Chuck Howley									
TE	Ralph Meely	MLB	Lee Roy Jordan									
RT	Petis Norman	RLB	Dave Edwards									
WR	Lance Rentzel	LCB	Cornell Green									
QB	Don Meredith (11)	RCB	Mike Johnson (7)									
	Craig Morton (3)		Mel Renfro (6)									
RB	Dan Reeves	SS	Mike Gaechter									
FB	Don Perkins	FS	Mel Renfro (8)									
			Phil Clark (4)									
K	Danny Villanueva (11)	Pro Bowlers in Bold										
	Harold Deters (3)											
P	Danny Villanueva											

	PASSING	AVG			PCT			LG	SKS/YDS	RATING		
		ATT	COMP	YDS	ATT	INT	PCT					
Meredith	255	128	1,834	50.2	7.2	16	6.3	16	6.3	60	21/143	68.6
Morton	137	69	987	50.4	7.2	10	7.3	10	7.3	64	17/125	67.8
Rhorne	18	9	86	50.0	4.8	0	0.0	1	5.5	19	4/26	40.3
Reeves	7	4	195	57.1	27.9	2	28.6	1	14.3	41	0/0	101.8
Cowboys	417	210	3,093	50.4	7.4	28	6.7	28	6.7	64	42/294	69.4
Opponents	482	260	3,167	53.9	6.6	21	4.4	29	6.0	67	45/377	63.9

1968 ★ DALLAS COWBOYS STATISTICS ★ 1968

FIRST PLACE, CAPITOL DIVISION
HEAD COACH: TOM LANDRY

PRESEASON (3-3)

Date	W/L	Score	Opponent	Att.
8/3	L	24-30	Chicago @ Canton	14,578
8/11	W	16-14	@ San Francisco	27,530
8/17	W	42-10	@ LA Rams	64,978
8/24	L	27-31	GREEN BAY	72,014
8/31	W	33-19	@ Houston	52,289
9/7	L	10-16	BALTIMORE	69,520

REGULAR SEASON (12-2)

W/L	Score	Opponent	Att.	
9/15	W	59-13	DETROIT	61,382
9/22	W	28-7	CLEVELAND	68,733
9/29	W	45-13	@ Philadelphia	60,858
10/6	W	27-10	@ St. Louis	48,296
10/13	W	34-14	PHILADELPHIA	72,083
10/20	W	20-7	@ Minnesota	47,644
10/28	L	17-28	GREEN BAY	74,604
11/3	W	17-3	@ New Orleans	84,728
11/10	L	21-27	N.Y. GIANTS	72,163
11/17	W	44-24	@ Washington	50,816
11/24	W	34-3	@ Chicago	46,667
11/28	W	29-20	WASHINGTON	66,076
12/8	W	28-7	PITTSBURGH	55,069
12/15	W	28-10	@ N.Y. Giants	62,617

1968 EASTERN CHAMPIONSHIP GAME

12/21	L	20-31	@ Cleveland	81,497
-------	---	-------	-------------	--------

PLAYOFF BOWL GAME

(MIAMI)

1/5/69	W	17-13	Minnesota	22,961
--------	---	-------	-----------	--------

TEAM STATISTICS

	DALLAS	OPP
FIRST DOWNS	297	202
Rushing	135	61
Passing	143	123
Penalty	19	18
Third Down-Made/Att.	87/188	66/193
Third Down Efficiency	46.3	34.2
Fourth Down-Made/Att.	6/6	6/19
TOTAL NET YARDS	5,117	3,633
Avg. Per Game	365.5	259.5
Total Plays	913	863
Avg. Per Play	5.6	4.2
NET YARDS RUSHING	2,091	1,195
Avg. Per Game	149.4	85.4
Total Rushes	480	369
Avg. Per Rush	4.4	3.2
NET YARDS PASSING	3,026	2,438
Sacked/Yards Lost	34/269	51/400
Gross Yards	3,295	2,838
Attempts/Completions	399/217	428/220
Pct. of Completions	54.4	51.4
Had Intercepted	18	26
PUNTS/AVERAGE	59/40.9	77/40.4
Net Punting Average	36.4	33.7
PUNT RET./AVG.	30/13.5	25/5.1
KICKOFF RET./AVG.	39/21.6	68/19.5
INT./AVG. RET.	26/10.5	18/20.5
PENALTIES/YARDS	77/751	54/657
FUMBLES/BALL LOST	21/15	21/15
TOUCHDOWNS	54	23
Rushing	22	2
Passing	25	20
Returns	7	1
EXTRA POINTS/ATTEMPTS	54/54	21/23
FIELD GOALS/ATTEMPTS	17/29	9/22

	AVG	PCT	PCT	PCT	LG	SKS/YDS	RATING
PERKINS	191	836	4.4	28	4		
BAYNHAM	103	438	4.3	22	5		
GARRISON	45	271	5.9	22	5		
SHY	64	179	2.8	17	1		
REEVES	40	178	4.5	25	4		
MEREDITH	22	123	5.6	16	1		
NORMAN	4	51	12.8	26	0		
MORTON	4	28	7.0	12	2		
HAYES	4	2	0.5	0	0		
GEAT	2	-5	-2.5	-5	0		
Cowboys	480	2,071	4.4	28	22		
Opponents	369	1,195	3.2	27	2		

RUSHING	ATT	YDS	AVG	LG	TD
Perkins	191	836	4.4	28	4
Baynham	103	438	4.3	22	5
Garrison	45	271	5.9	22	5
Shy	64	179	2.8	17	1
Reeves	40	178	4.5	25	4
Meredith	22	123	5.6	16	1
Norman	4	51	12.8	26	0
Morton	4	28	7.0	12	2
Hayes	4	2	0.5	0	0
Geat	2	-5	-2.5	-5	0

RECEIVING	NO	YDS	AVG	LG	TD
Rentzel	54	1,009	18.7	65	6
Hayes	53	909	17.2	54	10
Baynham	29	380	13.1	40	3
Norman	18	204	11.3	34	1
Perkins	17	180	11.1	24	2
Geat	16	194	12.1	22	0
Shy	10	105	10.5	41	0
Garrison	7	111	15.9	53	0
Reeves	7	84	12.0	21	1
Homan	4	92	23.0	36	1
Wright	1	15	15.0	15	1
Randle	1	12	12.0	12	0

INTERCEPTIONS	NO	YDS	AVG	LG	TD
Howley	6	115	19.2	58	1
Green	4	73	18.3	55	1
Gaechter	3	23	7.6	17	0
Jordan	3	17	5.7	7	0
Johnson	3	3	1.0	3	0
Rentfro	3	5	1.7	5	0
Daniels	2	25	12.5	17	0
Simmons	1	8	8.0	8	0
Cole	1	5	5.0	5	1

Cowboys	Opponents
217	3,296
220	2,838
15.2	65
12.9	80
25	20

Cowboys	Opponents
217	3,296
220	2,838
15.2	65
12.9	80
25	20

PUNTING	NO	YDS	AVG	TB	IN20	LG	BL	NET
Widby	59	2,415	40.9	7	17	84	0	36.4
Cowboys	59	2,415	40.9	7	17	84	0	36.4
Opp.	77	3,119	40.4	6	22	57	0	33.7

PUNT RETURNS	NO	FC	YDS	AVG	LG	TD
Hayes	15	9	312	20.8	90	2
Rentzel	14	12	93	6.6	27	0
Homan	1	0	0	0.0	0	0
Gaechter	0	1	0	0.0	0	0
Cowboys	30	23	405	13.5	90	2
Opponents	25	16	128	5.1	48	0

KICKOFF RETURNS	NO	YDS	AVG	LG	TD
Baynham	23	590	25.7	40	0
Daniels	9	193	21.5	32	0
Neely	3	17	5.6	9	0
Homan	2	21	10.5	21	0
Hayes	1	20	20.0	20	0
Norman	1	0	0.0	0	0
Cowboys	39	843	21.6	40	0
Opponents	68	1,326	19.5	53	0

Cowboys	Opponents
30	23
405	135
13.5	90
2	2

Cowboys	Opponents
30	23
405	135
13.5	90
2	2

Cowboys	Opponents
30	23
405	135
13.5	90
2	2

Cowboys	Opponents
30	23
405	135
13.5	90
2	2

Cowboys	Opponents
30	23
405	135
13.5	90
2	2

Cowboys	Opponents
30	23
405	135
13.5	90
2	2

Cowboys	Opponents
30	23
405	135
13.5	90
2	2

Cowboys	Opponents
30	23
405	135
13.5	90
2	2

Cowboys	Opponents
30	23
405	135
13.5	90
2	2

Cowboys	Opponents
30	23
405	135
13.5	90
2	2

Cowboys	Opponents
30	23
405	135
13.5	90
2	2

SCORE BY	QUARTERS	1	2	3	4	OT	T
Cowboys	72	133	85	141	-	-	431
Opponents	19	68	59	40	-	-	186

FIELD GOALS	7-19	20-29	30-39	40-49	50-60
Clark	6-6	7-8	1-6	2-6	1-3
Cowboys	6-6	7-8	1-6	2-6	1-3
Opponents	3-3	3-3	3-11	0-4	0-1

Clark:	(52M, 16.46M), (33M), (26), (14.50), (35M, 26.21), (12.21, 53M), (16, 47M), (20), (1), (45, 34, 13), (34M, 21, 29M, 31M, 38M, 49, 47M), (18, 25), (48M), (1)
Opponents:	(48M, 36B), (23, 13), (32, 35M), (47M), (31B, 45B), (37M), (57M, 37M, 38M), (25, 10), (37), (21, 34M), (1), (45M), (12, 32, 32B), (20)

SCORING	TDR	TDP	TDR1	FG	PAT	S	TP
M. Clark	0	0	0	17/29	54/54	0	105
Hayes	0	10	2a	0/0	0/0	0	72
Baynham	5	3	0	0/0	0/0	0	48
Perkins	4	2	0	0/0	0/0	0	36
Rentzel	0	6	0	0/0	0/0	0	36
Garrison	5	0	0	0/0	0/0	0	30
Reeves	4	1	0	0/0	0/0	0	30
Cole	0	0	2b	0/0	0/0	0	12
Morton	2	0	0	0/0	0/0	0	12
Green	0	0	1c	0/0	0/0	0	6
Homan	0	1	0	0/0	0/0	0	6
Howley	0	0	1d	0/0	0/0	0	6
Meredith	1	0	0	0/0	0/0	0	6
Shy	1	0	0	0/0	0/0	0	6
Townes	0	0	1e	0/0	0/0	0	6
Norman	0	1	0	0/0	0/0	0	2
Wright	0	1	0	0/0	0/0	0	2
Pugh	0	0	0	0/0	0/0	1	2

Cowboys	Opponents
---------	-----------

1969 ★ DALLAS COWBOYS STATISTICS ★ 1969

STAFF PLAYERS 2021 SEASON RECORDS PLAYOFF RECORDS 1969 STATISTICS SIDELINES

FIRST PLACE, CAPITOL DIVISION HEAD COACH: TOM LANDRY

PRESEASON (4-2)

Date	W/L	Score	Opponent	Att.
8/8	L	17-24	@ LA Rams	87,381
8/17	W	20-17	@ San Francisco	33,894
8/23	W	31-13	GREEN BAY	73,764
8/28	W	14-11	@ Houston	55,310
9/6	W	25-9	N.Y. JETS	74,771
9/14	L	7-23	BALTIMORE	58,975

REGULAR SEASON (11-2-1)

9/21	W	24-3	ST. LOUIS	62,134
9/28	W	21-17	@ New Orleans	79,567
10/5	W	38-7	@ Philadelphia	60,658
10/12	W	24-17	@ Atlanta	54,833
10/19	W	49-14	PHILADELPHIA	71,509
10/27	W	25-3	N.Y. GIANTS	58,964
11/2	L	10-42	@ Cleveland	84,850
11/9	W	33-17	NEW ORLEANS	68,282
11/16	W	41-28	@ Washington	50,474
11/23	L	23-24	@ Los Angeles	79,105
11/27	T	24-24	SAN FRANCISCO	62,348
12/7	W	10-7	@ Pittsburgh	24,990
12/13	W	27-10	BALTIMORE	63,191
12/21	W	20-10	WASHINGTON	56,924

1969 EASTERN CHAMPIONSHIP GAME

12/28	L	14-38	CLEVELAND	69,321
-------	---	-------	-----------	--------

PLAYOFF BOWL GAME (MIAMI)

1/3/70	L	0-31	LA Rams	31,151
--------	---	------	---------	--------

TEAM STATISTICS

	DALLAS	OPP
FIRST DOWNS	275	203
Rushing	133	52
Passing	125	141
Penalty	17	10
Third Down-Made/Att.....	82/197	64/191
Third Down Efficiency.....	41.6	33.5
Fourth Down-Made/Att.....	2/6	3/8
TOTAL NET YARDS.....	5,122	3,707
Avg. Per Game	365.9	264.8
Total Plays	931	826
Avg. Per Play	5.5	4.5
NET YARDS RUSHING	2,276	1,050
Avg. Per Game	162.6	75.0
Total Rushes	532	313
Avg. Per Rush	4.3	3.4
NET YARDS PASSING.....	2,846	2,657
Sacked/Yards Lost.....	44/366	55/452
Gross Yards.....	3,212	3,109
Attempts/Completions.....	355/189	458/235
Pct. of Completions	53.2	51.3
Had Intercepted	18	24
PUNTS/AVERAGE	63/43.3	82/42.2
Net Punting Average	37.2	37.7
PUNT RET./AVG.....	38/7.2	43/7.1
KICKOFF RET./AVG.....	36/19.9	64/19.4
INT./AVG. RET	24/14.1	18/9.3
PENALTIES/YARDS.....	81/840	58/680
FUMBLES/BALL LOST	28/12	23/11
TOUCHDOWNS	44	28
Rushing	17	3
Passing	24	23
Returns	3	2
EXTRA POINTS/ATTEMPTS ..	43/44	28/28
FIELD GOALS/ATTEMPTS.....	20/36	9/25

PASSING	ATT	COMP	YDS	PCT	ATT	TD	INT	PCT	INT	LG	SKS/YDS	RATING
Morton	302	162	2,619	53.6	8.7	21	7.0	15	5.0	67	30/246	85.4
Staubach	47	23	421	49.0	9.0	1	2.1	2	4.3	75t	12/106	69.5
Hill	3	3	137	100.0	45.7	2	66.7	0	0.0	53	0/0	158.3
Reeves	3	1	35	33.3	11.7	0	0.0	1	33.3	35	2/14	38.9
Cowboys	355	189	3,212	53.2	9.1	24	6.3	18	7.1	75t	44/366	85.6
Opponents	458	235	3,109	51.3	6.8	23	5.0	24	5.2	88t	55/452	68.0

RUSHING	ATT	YDS	AVG	LG	TD
Hill	204	942	4.6	55	8
Garrison	176	818	4.6	21	2
Reeves	59	173	2.9	12	4
Shy	42	154	3.7	23	1
Morton	16	62	4.0	15	1
Staubach	15	60	4.0	19	1
Welch	6	21	3.5	6	0
Norman	5	20	4.0	21	0
Hayes	4	17	4.3	6	0
Rentzel	2	11	5.5	14	0
Baynham	3	-2	-0.6	2	0
Cowboys	532	2,276	4.3	55	17
Opponents	313	1,050	3.4	25	3

RECEIVING	NO	YDS	AVG	LG	TD
Rentzel	43	960	22.3	75t	12
Hayes	40	746	18.7	67t	4
Hill	20	232	11.6	28	1
Reeves	18	187	10.4	29	0
Ditka	17	369	21.7	51	3
Norman	13	238	18.3	31	3
Garrison	13	131	10.1	25	0
Homan	12	240	20.0	66	0
Shy	8	124	15.5	49	1
Conrad	4	74	18.5	34	0
Wright	1	12	12.0	12	0
Cowboys	189	3,212	17.0	75t	24
Opponents	235	3,109	13.2	88t	23

INTERCEPTIONS	NO	YDS	AVG	LG	TD
Renfro	10	118	11.8	41	0
Gaechter	3	72	24.0	37	0
Jordan	2	38	19.0	38	0
Howley	2	37	18.5	28	0
P. Clark	2	2	1.0	2	0
Green	2	0	0.0	0	0
Cole	1	41	41.0	41t	1
Brown	1	31	31.0	31	0
Edwards	1	0	0.0	0	0
Cowboys	24	339	14.1	41t	1
Opponents	18	167	9.3	56t	1

PUNTING	NO	YDS	AVG	TB	IN20	LG	BL	NET
Widby	63	2,729	43.3	4	9	62	0	37.2
Cowboys	63	2,729	43.3	4	9	62	0	37.2
Opp.	82	3,463	42.2	5	21	81	0	37.2

PUNT RETURNS	NO	FC	YDS	AVG	LG	TD
Hayes	18	5	179	9.9	50	0
Renfro	15	7	80	5.3	34	0
Rentzel	4	3	14	3.5	11	0
Johnson	1	0	0	0.0	0	0
Cowboys	38	15	273	7.2	50	0
Opponents	43	7	305	7.1	28	0

KICKOFF RETURNS	NO	YDS	AVG	LG	TD
Flowers	11	238	20.8	30	0
Baynham	7	114	16.3	29	0
Welch	5	112	22.4	35	0
Hill	4	125	31.3	46	0
Hayes	3	80	26.7	46	0
Shy	3	47	15.6	26	0
Green	2	0	0.0	0	0
Garrison	1	2	2.0	2	0
Cowboys	36	718	19.9	46	0
Opponents	64	1,242	19.4	60	0

SCORE BY QUARTERS	1	2	3	4	OT	T
Cowboys	102	106	54	107	-	369
Opponents	62	64	48	49	-	223

FIELD GOALS	7-19	20-29	30-39	40-49	50+
Clark, M.	7-8	6-7	4-7	3-11	0-3
Cowboys	7-8	6-7	4-7	3-11	0-3
Opponents	1-1	3-5	4-5	1-12	0-2

Clark: (23M,30),(47M),(14,47M),(47,32M), (17M,33M), (41M,42M,47,35,15), (14,50M),(21,21,46M,40M),(36,14,50M), (18,22,43),(47M,24,37M),(32), (15,27,46M),(12,24,54M)

Opponents: (42M,46M,20,27M),(56M,32M,43), (42B),(34),(48M),(23,50B),(45M,46M), (37,44M),(48B),(36),(48B,21),(1),(24,43M), (34,27B,42M)

SCORING	TDR	TDP	TDR	FG	PAT	S	TP
M. Clark	0	0	0	20/36	43/44	0	103
Rentzel	0	12	1a	0/0	0/0	0	78
Hill	8	0	0	0/0	0/0	0	48
Reeves	4	1	0	0/0	0/0	0	30
Hayes	0	4	0	0/0	0/0	0	24
Ditka	0	3	0	0/0	0/0	0	18
Norman	0	3	0	0/0	0/0	0	18
Garrison	2	0	0	0/0	0/0	0	12
Shy	1	1	0	0/0	0/0	0	12
Cole	0	0	1c	0/0	0/0	0	6
Lilly	0	0	1b	0/0	0/0	0	6
Morton	1	0	0	0/0	0/0	0	6
Staubach	1	0	0	0/0	0/0	0	6
Andrie	0	0	0	0/0	0/0	1+2	2
Cowboys	17	24	3	20/36	43/44	1	369
Opponents	3	23	2*	9/25	28/28	0	223

a 0 fumble return @ Philadelphia (10/5)
 b 9 fumble return vs. Philadelphia (10/19)
 c 41 int return @ Washington (11/16)
 * tackled Tarleton in end zone vs. NYG (10/27)

* Bradley 56 int. return vs. Philadelphia (10/19)
 Hanburger 19 fumble return vs. Was (12/21)

USUAL STARTERS

WR	Bob Hayes (10)	LE	Larry Cole
	Dennis Homan (4)	LT	Jethro Pugh (11)
LT	Tony Liscio		Ron East (3)
LG	John Niland	RT	Bob Lilly
C	Malcolm Walker	RE	George Andrie
RG	John Wilbur	LLB	Dave Edwards
RT	Ralph Neely (11)	RLB	Lee Roy Jordan
	Playfield Wright (3)	RLB	Chuck Howley
TE	Pettis Norman (10)	LCB	Corbin Green
	Mike Ditka (4)	RCB	Phil Clark
WR	Lance Rentzel	SS	Mike Gaechter
QB	Craig Morton	FS	Mel Renfro
RB	Calvin Hill		
FB	Walt Garrison	P	Ron Widby,
K	Mike Clark		Pro Bowlers in Bold

1970 ★ DALLAS COWBOYS STATISTICS ★ 1970

FIRST PLACE, NFC EAST
HEAD COACH: TOM LANDRY

PRESEASON (1-5)

Date	W/L	Score	Opponent	Att.
8/8	W	20-10	@ San Diego	39,392
8/15	L	10-17	@ LA Rams	64,646
8/22	L	34-35	GREEN BAY	72,389
8/29	L	21-37	@ Houston	46,548
9/5	L	0-13	KANSAS CITY	69,055
9/13	L	21-29	N.Y. JETS	55,297

REGULAR SEASON (10-4)

9/20	W	17-7	@ Philadelphia	59,728
9/27	W	28-10	N.Y. GIANTS	57,239
10/4	L	7-20	@ St. Louis	50,780
10/11	W	13-0	ATLANTA	53,611
10/18	L	13-54	@ Minnesota	47,900
10/25	W	27-16	@ Kansas City	51,158
11/1	W	21-17	PHILADELPHIA	55,736
11/8	L	20-23	@ N.Y. Giants	62,928
11/16	L	0-38	ST. LOUIS	69,323
11/22	W	45-21	@ Washington	50,415
11/26	W	16-3	GREEN BAY	67,182
12/6	W	34-0	WASHINGTON	57,936
12/12	W	6-2	@ Cleveland	75,458
12/20	W	52-10	HOUSTON	50,504

1970 DIVISIONAL PLAYOFF

12/26	W	5-0	DETROIT	73,167
-------	---	-----	---------	--------

1970 NFC CHAMPIONSHIP GAME

1/3/71	W	17-10	@ San Francisco	59,625
--------	---	-------	-----------------	--------

SUPER BOWL V
(MIAMI)

1/17/71	L	13-16	Baltimore	80,055
---------	---	-------	-----------	--------

TEAM STATISTICS	DALLAS	OPP
FIRST DOWNS	229	205
Rushing	119	87
Passing	95	105
Penalty	15	13
Third Down-Made/Att.	63/186	74/202
Third Down Efficiency	33.9	36.6
Fourth Down-Made/Att.	6/15	6/15
TOTAL NET YARDS	4,449	3,569
Avg. Per Game	317.8	254.9
Total Plays	858	855
Avg. Per Play	5.2	4.2
NET YARDS RUSHING	2,300	1,656
Avg. Per Game	164.3	118.3
Total Rushes	522	415
Avg. Per Rush	4.4	4.0
NET YARDS PASSING	2,149	1,913
Sacked/Yards Lost	39/296	41/313
Gross Yards	2,445	2,226
Attempts/Completions	297/149	399/193
Pct. of Completions	50.2	48.4
Had Intercepted	16	24
PUNTS/AVERAGE	69/41.3	74/41.1
Net Punting Average	35.4	36.3
PUNT RET./AVG.	32/7.4	38/7.4
KICKOFF RET./AVG.	37/24.0	60/19.0
INT./AVG. RET.	24/12.8	16/16.2
PENALTIES/YARDS	87/934	70/732
FUMBLES/BALL LOST	29/12	25/14
TOUCHDOWNS	35	24
Rushing	16	10
Passing	18	10
Returns	1	4
EXTRA POINTS/ATTEMPTS	35/35	24/24
FIELD GOALS/ATTEMPTS	18/27	17/26

PASSING	ATT	COMP	YDS	PCT	AVG	TD	PCT	INT	LG	SKS/YDS	RATING	
Morton	207	102	1,819	49.3	8.8	15	7.2	7	3.4	89t	20/166	89.8
Staubach	82	44	542	53.7	6.6	2	2.4	8	9.3	43	19/130	42.9
Reeves	3	1	14	33.3	4.7	0	0.0	1	33.3	14	0/0	9.7
Hill	4	1	12	25.0	3.0	0	0.0	0	0.0	12	0/0	39.6
Renzel	1	1	58	100.0	58.0	1	100.0	0	0.0	58t	0/0	158.3
Cowboys	297	149	2,445	50.2	8.2	18	6.3	16	7.1	89t	39/296	75.9
Opponents	399	193	2,226	48.4	5.6	10	5.0	24	5.2	78t	41/313	48.9

RUSHING	ATT	YDS	AVG	LG	TD
Thomas	151	803	5.3	47	5
Hill	153	577	3.8	20	4
Garrison	126	507	4.0	18	3
Staubach	27	221	8.2	25	0
Reeves	35	84	2.4	8	2
Morton	16	37	2.3	11	0
Hayes	4	34	8.5	13t	1
Norman	2	16	8.0	22	0
Welch	5	13	2.6	5t	1
Renzel	1	11	11.0	11	0
Horman	2	-3	-1.5	0	0
Cowboys	522	2,300	4.4	47	16
Opponents	415	1,656	4.0	48	10

RECEIVING	NO	YDS	AVG	LG	TD
Hayes	34	889	26.1	89t	10
Renzel	28	556	19.9	86t	5
Garrison	21	205	9.8	36	2
Hill	13	95	7.3	21	0
Reeves	12	140	11.7	23	0
Thomas	10	73	7.3	17	0
Rucker	9	200	22.2	52t	1
Ditka	8	98	12.3	26	0
Horman	7	105	15.0	43	0
Norman	6	70	11.7	23	0
Kiner	1	14	14.0	14	0
Cowboys	149	2,445	16.4	89t	18
Opponents	193	2,226	11.5	78t	10

INTERCEPTIONS	NO	YDS	AVG	LG	TD
Waters	5	45	9.0	20	0
Renfro	4	3	0.8	3	0
Adderley	3	69	23.0	30	0
Harris	2	66	33.0	60	0
Howley	2	18	9.0	17	0
Edwards	2	2	1.0	2	0
Green	1	59	59.0	59	0
Kiner	1	28	28.0	28	0
Stincic	1	11	11.0	11	0
Jordan	1	6	6.0	6	0
Pugh	1	0	0.0	0	0
Washington	1	0	0.0	0	0
Cowboys	24	307	12.8	60	0
Opponents	16	259	16.2	43	1

PUNTING NO	YDS	AVG	TB	IN20	LG	BL	NET
Widby	69	2,847	41.3	6	10	59	1 35.4
Cowboys	69	2,847	41.3	6	10	59	1 35.4
Opp.	74	3,045	41.1	6	21	64	1 36.3

PUNT RETURNS NO	FC	YDS	AVG	LG	TD	
Hayes	15	7	116	7.7	34	0
Renfro	13	6	77	5.9	29	0
Adkins	4	2	44	11.0	24	0
Reeves	0	2	0	0.0	0	0
Cowboys	32	17	237	7.4	34	0
Opponents	38	12	281	7.4	74t	1

KICKOFF RETURNS NO	YDS	AVG	LG	TD	
Thomas	19	416	21.9	33	0
Adkins	7	149	21.3	27	0
Washington	5	242	48.4	100t	1
Kiner	3	50	16.7	18	0
Harris	1	22	22.0	22	0
Waters	1	6	6.0	6	0
Flowers	1	3	3.0	3	0
Cowboys	37	888	24.0	100t	1
Opponents	60	1,142	19.0	44	0

SCORE BY	1	2	3	4	OT	T
QUARTERS						
Cowboys	36	82	93	88	-	299
Opponents	59	49	55	58	-	221

FIELD GOALS	7-19	20-29	30-39	40-49	50-60
M. Clark	7-8	3-5	6-9	2-5	0-0
Cowboys	7-8	3-5	6-9	2-5	0-0
Opponents	2-2	4-6	7-9	3-5	1-4

Clark: (13),(47M,41M),(19M),(38M,19,10),
(19,43),(38,34),(34M),(28,32M,22),
(,)(42),(21,12,15),(21B,38,47M,15),
(29M,39,31),(35)

Opponents: (,)(50M,20,27M),(38,35,43M),(36M),
(42,31,28,34),(25,32,22),(19),
(40,42,55M,54,20M),(53M,31),(,)(19),
(47M),(32M),(37)

SCORING	TDR	TDP	TDRt	FG	PAT	S	TP
M. Clark	0	0	18/27	35/35	0	89	
Hayes	1	10	0	0/0	0/0	0	66
Garrison	3	2	0	0/0	0/0	0	30
Renzel	0	5	0	0/0	0/0	0	30
Thomas	5	0	0	0/0	0/0	0	30
Hill	4	0	0	0/0	0/0	0	24
Reeves	2	0	0	0/0	0/0	0	12
Rucker	0	1	0	0/0	0/0	0	6
Washington	0	0	1a	0/0	0/0	0	6
Welch	1	0	0	0/0	0/0	0	6
Cowboys	16	18	1	18/27	35/35	0	299
Opponents	10	10	4*	17/26	24/24	1*	221

a 100 kickoff return vs. Washington (11/22)

* Sharrockman 34 block punt return vs. Min (10/18)
Sharrockman 34 int. return vs. Minnesota (10/18)
Roland 74 punt return vs. St. Louis (11/16)
Peacock 41 fumble return vs. Houston (12/20)
+ Reynolds tackle in end zone vs. Cle (12/12)

USUAL STARTERS

WR	Bob Hayes (9)	LE	Larry Cole (10)
	Dennis Homan (5)		Pat Toomay (3)
LT	Tony Liscio (8)	LT	Jethro Pugh
	Ralph Neely (6)	RT	Bob Lilly
LG	John Miland	RE	George Andrie
C	Dave Manders	LLB	Dave Edwards
RG	Blaine Nye (10)	RLB	Lee Roy Jordan
	Ralph Neely (4)	RLB	Chuck Howley
RT	Rayfield Wright	LCB	Her Adderley
TE	Pettis Norman	RCB	Mel Renfro
WR	Lance Rentzel	SS	Cornell Green
QB	Craig Morton (11)	FS	Charlie Waters (6)
	Roger Staubach (3)		Cliff Harris (5)
RB	Calvin Hill (9)		Richmond Flowers (3)
	Duane Thomas (4)	P	Ron Widby
FB	Walt Garrison (10)	K	Mike Clark
	Duane Thomas (4)		Pro Bowlers in Bold

1971 ★ DALLAS COWBOYS STATISTICS ★ 1971

STAFF PLAYERS 2021 SEASON RECORDS PLAYOFF RECORDS 1971 STATISTICS SIDELINES

FIRST PLACE, NFC EAST HEAD COACH: TOM LANDRY

PRESEASON (6-0)			
Date	W/L	Score	Opponent
8/6	W	45-21	@ LA Rams
8/14	W	36-21	NEW ORLEANS
8/20	W	16-15	CLEVELAND
8/26	W	28-20	@ Houston
9/3	W	27-14	@ Baltimore
9/11	W	24-17	KANSAS CITY

REGULAR SEASON (11-3)			
Date	W/L	Score	Opponent
9/19	W	49-37	@ Buffalo
9/26	W	42-7	@ Philadelphia
10/3	L	16-20	WASHINGTON
10/11	W	20-13	N.Y. GIANTS
10/17	L	14-24	@ New Orleans
10/24	W	44-21	NEW ENGLAND
10/31	L	19-23	@ Chicago
11/7	W	16-13	@ St. Louis
11/14	W	20-7	PHILADELPHIA
11/21	W	13-0	@ Washington
11/25	W	28-21	L.A. RAMS
12/4	W	52-10	N.Y. JETS
12/12	W	42-14	@ N.Y. Giants
12/18	W	31-12	ST. LOUIS

1971 DIVISIONAL PLAYOFF			
12/25	W	20-12	@ Minnesota

1971 NFC CHAMPIONSHIP GAME			
1/2/72	W	14-3	SAN FRANCISCO

SUPER BOWL VI (NEW ORLEANS)			
1/16/72	W	24-3	Miami

TEAM STATISTICS	DALLAS	OPP
FIRST DOWNS	288	200
Rushing	135	59
Passing	144	125
Penalty	9	16
Third Down-Made/Att	87/183	68/182
Third Down Efficiency	47.5	37.4
Fourth Down-Made/Att	2/3	3/16
TOTAL NET YARDS	5,035	3,468
Avg. Per Game	359.6	247.7
Total Plays	905	817
Avg. Per Play	5.6	4.2
NET YARDS RUSHING	2,249	1,144
Avg. Per Game	160.6	81.7
Total Rushes	512	353
Avg. Per Rush	4.4	3.2
NET YARDS PASSING	2,786	2,324
Sacked/Yards Lost	32/251	43/336
Gross Yards	3,037	2,660
Attempts/Completions	361/206	421/209
Pct. of Completions	57.1	49.6
Had Intercepted	14	26
PUNTS/AVERAGE	56/41.6	65/41.5
Net Punting Average	35.0	36.1
PUNT RET./AVG.	31/8.0	26/8.9
KICKOFF RET./AVG.	50/27.5	70/24.0
INT./AVG. RET.	26/15.5	14/21.7
PENALTIES/YARDS	94/952	61/647
FUMBLES/BALL LOST	30/21	40/25
TOUCHDOWNS	50	25
Rushing	25	8
Passing	22	15
Returns	3	2
EXTRA POINTS/ATTEMPTS	50/50	24/25
FIELD GOALS/ATTEMPTS	18/33	16/23

	AVG	PCT	PCT	LG	SKS/YDS	RATING						
PASSING	ATT	COMP	YDS	PCT	ATT	TD	INT	INT	LG	SKS/YDS	RATING	
Staubach	211	126	1,882	57.7	8.9	15	7.1	4	1.9	85t	23/175	104.8
Morton	143	78	1,131	54.5	7.9	7	4.9	8	5.6	76t	9/76	73.5
Reeves	5	2	24	40.0	4.8	0	0.0	1	20.0	14	0/0	15.8
D. Thomas	1	0	0	0.0	0.0	0	0.0	0	0.0	0	0/0	39.6
Hill	1	0	0	0.0	0.0	0	0.0	1	100.0	0	0/0	0.0
Cowboys	361	206	3,037	57.1	8.4	22	6.1	14	3.9	85t	32/251	88.8
Opponents	421	209	2,660	49.6	6.3	15	3.6	26	6.2	75t	43/336	55.9

RUSHING	ATT	YDS	AVG	LG	TD
D. Thomas	175	793	4.5	56t	11
Hill	106	468	4.4	17	8
Garrison	127	429	3.4	34	1
Staubach	41	343	8.4	31	2
Reeves	17	79	4.6	22	0
Williams	21	67	3.2	16	0
Welch	14	51	3.6	14	1
Hayes	3	18	6.0	11	0
Morton	4	9	2.3	4	1
Ditka	2	2	1.0	11	0
Alworth	2	-10	-5.0	-4	0
Cowboys	512	2,249	4.4	56t	25
Opponents	353	1,144	3.2	57t	8

RECEIVING	NO	YDS	AVG	LG	TD
Garrison	40	396	9.9	36	1
Hayes	35	840	24.0	85t	8
Alworth	34	487	14.3	26	2
Ditka	30	360	12.0	29	1
Hill	19	244	12.8	27	3
Truax	15	232	15.5	25	1
D. Thomas	13	153	11.8	34t	2
Richardson	8	170	21.3	45t	3
Adkins	4	53	13.3	23	0
Williams	3	59	19.7	35	0
Reeves	3	25	8.3	11	0
Rucker	1	19	19.0	19t	1
Welch	1	-1	-1.0	-1	0
Cowboys	206	3,037	14.7	85t	22
Opponents	209	2,660	12.7	75t	15

INTERCEPTIONS	NO	YDS	AVG	LG	TD
Adderley	6	182	30.3	46	0
Howley	5	122	24.4	53	0
Renfro	4	11	2.8	7	0
Waters	2	37	18.5	30	0
Jordan	2	34	17.0	23	0
Green	2	16	8.0	12	0
Edwards	2	0	0.0	0	0
Harris	2	0	0.0	0	0
Lewis	1	0	0.0	0	0
Cowboys	26	402	15.5	53	0
Opponents	14	304	21.7	60	1

USUAL STARTERS

WR	Bob Hayes	LE	Larry Cole
LT	Ralph Neely (7)	LT	Jethro Pugh
	Tony Liscio (5)	RT	Bob Lilly
LG	John Niland	RE	George Andrie
C	Dave Manders	LLB	Dave Edwards
RG	Blaine Nye	MLB	Lee Roy Jordan
RT	Rayfield Wright	RLB	Chuck Howley
TE	Billy Truax (10)	LCB	Herb Adderley
	Mike Ditka (4)	RCB	Mel Renfro
WR	Lance Alworth (11)	SS	Cornell Green
	Gloster Richardson (3)	FS	Cliff Harris (11)
QB	Roger Staubach (10)		Charlie Waters (3)
	Craig Morton (4)	P	Ron Witby
RB	Duane Thomas (9)	K	Mike Clark (11)
	Calvin Hill (5)		Tony Fritsch (3)
FB	Walt Garrison		

Pro Bowlers in Bold

PUNTING	NO	YDS	AVG	TB	IN20	LG	BL	NET
Widby	56	2,329	41.6	7	17	59	1	35.0
Cowboys	56	2,329	41.6	7	17	59	1	35.0
Opp.	65	2,697	41.5	5	17	58	1	36.1

PUNT RETURNS	NO	FC	YDS	AVG	LG	TD
Harris	17	8	129	7.6	35	0
Waters	9	5	109	12.1	42	0
Adkins	4	0	5	1.3	10	0
Hayes	1	0	5	0.2	5	0
Renfro	0	1	0	0.0	0	0
Cowboys	31	14	248	8.0	42	0
Opponents	26	15	231	8.9	43	0

KICKOFF RETURNS	NO	YDS	AVG	LG	TD
Harris	29	823	28.4	77	0
I. Thomas	7	295	42.1	101t	2
Welch	4	105	26.3	39	0
Ditka	3	30	10.0	20	0
D. Thomas	2	64	32.0	33	0
Waters	1	18	18.0	18	0
Lewis	1	15	15.0	15	0
Hayes	1	14	14.0	14	0
Williams	1	12	12.0	12	0
Green	1	0	0.0	0	0
Cowboys	50	1,376	27.5	101t	2
Opponents	70	1,681	24.0	52	0

SCORE BY QUARTERS	1	2	3	4	OT	T
Cowboys	96	139	72	99	-	406
Opponents	62	59	72	69	-	222

FIELD GOALS	7-19	20-29	30-39	40-49	50+
M. Clark	5-5	4-6	0-1	4-12	0-1
Fritsch	1-1	3-3	0-1	1-3	0-0
Cowboys	6-6	7-9	0-2	5-15	0-1
Opponents	0-0	4-6	9-11	3-6	0-0

Clark: (1), (48M, 42M), (48M, 22, 9, 27), (42, 41, 41M), (50M), (16, 17, 45M, 12), (21M, 42M, 29M, 10), (1), (43M, 26, 31M, 48), (1), (47M, 45), (1), (24)
Fritsch: (1), (1), (1), (1), (1), (1), (27, 42M, 14, 26), (23, 41M, 39M, 46), (1), (1), (1), (1)
Opponents: (40, 49M), (1), (25, 32), (35, 20), (36), (1), (44, 38, 35), (41, 47M, 36), (22M), (1), (31M), (35), (35M), (23M, 33, 29, 35, 45M)

SCORING	TDR	TDP	TDRt	FG	PAT	S	TP
M. Clark	0	0	0	13/25	47/47	0	86
D. Thomas	11	2	0	0/0	0/0	0	78
Hill	8	3	0	0/0	0/0	0	66
Hayes	0	8	0	0/0	0/0	0	48
Richardson	0	3	0	0/0	0/0	0	18
Fritsch	0	0	0	5/8	2/2	0	17
Alworth	0	2	0	0/0	0/0	0	12
Garrison	1	1	0	0/0	0/0	0	12
Staubach	2	0	0	0/0	0/0	0	12
I. Thomas	0	0	2a	0/0	0/0	0	12
Welch	1	0	0	0/0	0/0	1	8
Ditka	0	1	0	0/0	0/0	0	6
Lilly	0	0	1b	0/0	0/0	0	6
Morton	1	0	0	0/0	0/0	0	6
Rucker	0	1	0	0/0	0/0	0	6
Truax	0	1	0	0/0	0/0	0	6
Williams	1	0	0	0/0	0/0	0	6
Reeves	0	0	0	0/0	1/1#	0	1
Cowboys	25	22	2	18/33	50/50	1	406
Opponents	8	15	2*	16/23	24/24	0	222

a 89 kickoff return vs. Los Angeles (11/25)
101 kickoff return vs. N.Y. Jets (12/4)
b 7 fumble return vs. Philadelphia (9/26)
+ tackled Green in end zone vs. Chicago (10/31)
runs left end on bad snap vs. St. Louis (11/7)
* Nelson 101 FG return vs. Philadelphia (9/2)
Athas 37 int return vs. N.Y. Giants (12/12)

1972 ★ DALLAS COWBOYS STATISTICS ★ 1972

SECOND PLACE, NFC EAST
HEAD COACH: TOM LANDRY

PRESEASON (6-1)

Date	W/L	Score	Opponent	Att.
7/28	W	20-7	Coll. All-Stars @ Chi.	54,162
8/5	W	26-24	HOUSTON	65,405
8/12	W	27-13	@ LA Rams	66,051
8/19	W	30-7	@ New Orleans	81,070
8/26	W	34-27	N.Y. JETS	65,386
9/2	L	10-20	@ Kansas City	79,592
9/9	W	16-10	OAKLAND	62,607

REGULAR SEASON (10-4)

9/17	W	28-6	PHILADELPHIA	55,850
9/24	W	23-14	@ N.Y. Giants	62,725
10/1	L	13-16	@ Green Bay	47,103
10/8	W	17-13	PITTSBURGH	65,682
10/15	W	21-0	@ Baltimore	58,992
10/22	L	20-24	@ Washington	53,039
10/30	W	28-24	DETROIT	65,378
11/5	W	34-28	@ San Diego	54,476
11/12	W	33-24	ST. LOUIS	65,218
11/19	W	28-7	@ Philadelphia	65,720
11/23	L	10-31	SAN FRANCISCO	65,124
12/3	W	27-6	@ St. Louis	49,797
12/9	W	34-24	WASHINGTON	65,136
12/17	L	3-23	N.Y. Giants	64,602

1972 DIVISIONAL PLAYOFF

12/23	W	30-28	@ San Francisco	61,214
-------	---	-------	-----------------	--------

1972 NFC CHAMPIONSHIP GAME

12/31	L	3-26	@ Washington	53,129
-------	---	------	--------------	--------

TEAM STATISTICS DALLAS OPP

FIRST DOWNS	256	217
Rushing	116	81
Passing	126	113
Penalty	12	23
Third Down-Made/Att.	89/201	78/187
Third Down Efficiency	44.3	41.7
Fourth Down-Made/Att.	5/11	7/15
TOTAL NET YARDS	4,466	3,755
Avg. Per Game	319.0	268.2
Total Plays	897	842
Avg. Per Play	5.0	4.5
NET YARDS RUSHING	2,124	1,515
Avg. Per Game	151.7	108.2
Total Rushes	499	428
Avg. Per Rush	4.3	3.5
NET YARDS PASSING	2,342	2,240
Sacked/Yards Lost	31/238	32/268
Gross Yards	2,588	2,508
Attempts/Completions	367/196	382/187
Pct. of Completions	53.4	49.0
Had Intercepted	23	16
PUNTS/AVERAGE	51/38.2	65/40.0
Net Punting Average	36.2	36.3
PUNT RET./AVG.	28/4.8	15/2.7
KICKOFF RET./AVG.	50/21.6	52/24.5
INT./AVG. RET.	16/13.3	23/13.1
PENALTIES/YARDS	90/841	59/586
FUMBLES/BALL LOST	27/15	40/17
TOUCHDOWNS	36	28
Rushing	17	7
Passing	16	18
Returns	3	3
EXTRA POINTS/ATTEMPTS	36/36	27/28
FIELD GOALS/ATTEMPTS	21/36	15/34

RUSHING	ATT	YDS	AVG	LG	TD
Hill	245	1,036	4.2	26	6
Garrison	167	784	4.7	41	7
Newhouse	28	116	4.1	19	1
Montgomery	35	81	2.3	10	1
Staubach	6	45	7.5	20	0
Morton	8	26	3.3	12	2
Reeves	3	14	4.7	14	0
Neely	1	10	10.0	10	0
Hayes	2	8	4.0	7	0
Fugett	3	2	0.7	9	0
Alwrth	1	2	2.0	2	0
Cowboys	499	2,124	4.3	41	17
Opponents	428	1,515	3.5	34	7

RECEIVING	NO	YDS	AVG	LG	TD
Hill	43	364	8.5	33	3
Garrison	37	390	10.5	26	3
Sellers	31	653	21.1	55	5
Parks	18	298	16.6	38	1
Ditka	17	198	11.6	26	1
Hayes	15	200	13.3	29	0
Alwrth	15	195	13.0	30	2
Montgomery	8	131	16.4	46	1
Fugett	7	94	13.4	29	0
Truax	4	49	12.3	18	0
Newhouse	1	8	8.0	8	0
Cowboys	196	2,580	13.2	55	16
Opponents	187	2,508	13.4	94	18

INTERCEPTIONS	NO	YDS	AVG	LG	TD
Waters	6	132	22.0	56	1
Harris	3	40	13.3	23	0
Jordan	2	18	9.0	12	0
Green	2	1	0.5	1	0
Lewis	1	15	15.0	15	0
Howley	1	7	7.0	7	0
Renfro	1	0	0.0	0	0
Cowboys	16	213	13.3	56	1
Opponents	23	302	13.1	45	1

PUNTING	NO	YDS	AVG	TB	IN20	LG	BL	NET
Bateman	51	1,949	38.2	3	4	61	0	36.2
Cowboys	51	1,949	38.2	3	4	61	0	36.2
Opp.	65	2,636	40.6	7	13	63	0	36.3

PUNT RETURNS	NO	FC	YDS	AVG	LG	TD
Harris	19	16	78	4.1	21	0
Waters	9	7	56	6.2	17	0
Cowboys	28	23	134	4.8	21	0
Opponents	15	26	41	2.7	14	0

KICKOFF RETURNS	NO	YDS	AVG	LG	TD
Harris	26	615	23.7	44	0
Newhouse	18	382	21.2	30	0
Thomas	2	50	25.0	30	0
Waters	2	18	9.0	18	0
Montgomery	1	15	15.0	15	0
Fugett	1	0	0.0	0	0
Cowboys	50	1,080	21.6	44	0
Opponents	15	1,272	24.5	55	0

SCORE BY	1	2	3	4	OT	T
QUARTERS						
Cowboys	83	101	76	59	-	319
Opponents	25	86	50	79	-	240

FIELD GOALS	7-19	20-29	30-39	40-49	50-6
Fritsch	6-6	5-5	3-6	5-13	2-6
Cowboys	6-6	5-5	3-6	5-13	2-6
Opponents	3-4	4-7	4-5	4-15	0-3

Fritsch: (46M), (54, 13.8), (46.9), (40, 44M, 50M, 33M), (57M, 39M, 42M), (13, 12, 50M), (48M), (25, 47M, 31), (27, 14, 50, 32M, 38), (42, 49M), (23), (42M, 29, 42, 50M), (42M, 36, 26), (43)

Opponents: (30, 42, 44M, 58M), (45M, 24M), (44, 26, 22, 16M, 27B, 41M), (39, 39, 50M, 41M), (48M, 48M), (42, 43M, 37M), (43M, 17), (50B), (34), (47M, 42M), (18), (49M), (16), (22M, 49, 22, 26)

SCORING	TDR	TDP	TDR1	FG	PAT	S	TP
Fritsch	0	0	0	21/36	36/36	0	99
Garrison	7	3	0	0/0	0/0	0	60
Hill	6	3	0	0/0	0/0	0	54
Sellers	0	5	0	0/0	0/0	0	30
Montgomery	1	1	1a	0/0	0/0	0	18
Alwrth	0	2	0	0/0	0/0	0	12
Morton	2	0	0	0/0	0/0	0	12
Ditka	0	1	0	0/0	0/0	0	6
Newhouse	1	0	0	0/0	0/0	0	6
Niland	0	0	1b	0/0	0/0	0	6
Parks	0	1	0	0/0	0/0	0	6
Waters	0	0	1c	0/0	0/0	0	6
Cowboys	17	16	3	21/36	36/36	2	319
Opponents	7	18	3*	15/34	27/28	0	240

- a 54 fumble return vs. San Diego (11/5)
 b 0 fumble return vs. Philadelphia (11/19)
 c 28 int return vs. St. Louis (11/12)
 + Bradley tackled in end zone vs. Phi (11/19)
 Smith centered out of end zone vs. Phi (11/19)
- * Blount 35 fumble return vs. Pittsburgh (10/8)
 Vanderbunt 73 fumble return vs. SF (11/23)
 Vanderbunt 21 int. return vs. SF (11/23)

USUAL STARTERS

WR	Ron Sellers (8)	LE	Larry Cole (7)
	Bob Hayes (6)	LT	Tody Smith (6)
LT	Ralph Neely	RT	Jethro Pugh
LG	John Niland	RT	Bob Lilly
C	Dave Manders	RE	Pat Toomay
RG	Blaine Nye	LLB	Lee Edwards
TE	Rayfield Wright	MLB	Lee Roy Jordan
RT	Mike Ditka	RLB	Chuck Howley
WR	Lance Alwrth (7)	LCB	Herb Addley
	Billy Parks (7)	RCB	Mel Renfro
QB	Craig Morton	SS	Cornell Green
RB	Calvin Hill	FS	Cliff Harris
FB	Walt Garrison	P	Marv Bateman

K Tony Fritsch Pro Bowlers in Bold

PASSING	ATT	COMP	YDS	PCT	AVG	PCT	PCT	INT	LG	SKS/YDS	RATING	
Morton	339	185	2,396	54.6	7.1	15	4.4	21	6.2	46	23/179	65.9
Staubach	20	9	98	45.0	4.9	0	0.0	2	10.0	21	8/59	20.4
Hill	3	1	55	33.3	18.3	1	33.0	0	0.0	55	0/0	121.5
Montgomery	3	1	31	33.3	10.3	0	0.0	0	0.0	31	0/0	72.9
Reeves	2	0	0	0.0	0.0	0	0.0	0	0.0	0	0/0	39.6
Cowboys	367	196	2,580	53.4	7.0	16	4.4	23	6.3	55	31/238	64.3
Opponents	382	187	2,508	49.0	6.6	18	4.7	16	4.2	94	32/268	68.5

1973 ★ DALLAS COWBOYS STATISTICS ★ 1973

STAFF
PLAYERS
2021 SEASON
RECORDS
PLAYOFF RECORDS
1973 STATISTICS
SIDELINES

FIRST PLACE, NFC EAST
HEAD COACH: TOM LANDRY

PRESEASON (4-2)

Date	W/L	Score	Opponent	Att.
8/3	W	24-7	@ LA Rams	75,461
8/11	L	26-27	@ Oakland	53,723
8/18	W	24-14	NEW ORLEANS	61,022
8/23	L	24-27	@ Houston	46,942
9/1	W	27-16	KANSAS CITY	57,468
9/6	W	26-23	MIAMI	61,378

REGULAR SEASON (10-4)

9/16	W	20-17	@ Chicago	55,701
9/24	W	40-3	NEW ORLEANS	53,972
9/30	W	45-10	ST. LOUIS	64,815
10/8	L	7-14	@ Washington	54,314
10/14	L	31-37	@ LA Rams	81,428
10/21	W	45-28	N.Y. GIANTS	64,898
10/28	L	16-30	@ Philadelphia	65,954
11/4	W	38-10	CINCINNATI	58,802
11/11	W	23-10	@ N.Y. Giants	70,128
11/18	W	31-10	PHILADELPHIA	61,985
11/22	L	7-14	MIAMI	64,100
11/29	W	22-10	@ Denver	51,706
12/9	W	27-7	WASHINGTON	64,458
12/16	W	30-3	@ St. Louis	43,946

1973 DIVISIONAL PLAYOFF

12/23	W	27-16	L.A. RAMS	64,291
-------	---	-------	-----------	--------

1973 NFC CHAMPIONSHIP GAME

12/30	L	10-27	MINNESOTA	64,524
-------	---	-------	-----------	--------

TEAM STATISTICS

	DALLAS	OPP
FIRST DOWNS	281	208
Rushing	139	83
Passing	127	106
Penalty	15	19
Third Down-Made/Att.	77/203	67/201
Third Down Efficiency	37.9	33.3
Fourth Down-Made/Att.	9/13	4/9
TOTAL NET YARDS	4,751	3,466
Avg. Per Game	339.4	247.6
Total Plays	906	827
Avg. Per Play	5.2	4.2
NET YARDS RUSHING	2,418	1,471
Avg. Per Game	172.7	105.1
Total Rushes	542	435
Avg. Per Rush	4.5	3.4
NET YARDS PASSING	2,333	1,995
Sacked/Yards Lost	43/269	40/306
Gross Yards	2,602	2,301
Attempts/Completions	321/192	352/187
Pct. of Completions	59.8	53.1
Had Intercepted	16	18
PUNTS/AVERAGE	59/41.5	70/39.4
Net Punting Average	37.9	34.9
PUNT RET./AVG.	28/6.2	29/5.2
KICKOFF RET./AVG.	32/22.4	53/24.9
INT./AVG. RET.	18/16.7	16/9.4
PENALTIES/YARDS	83/762	52/516
FUMBLES/BALL LOST	25/12	44/23
TOUCHDOWNS	46	23
Rushing	17	5
Passing	26	15
Returns	3	3
EXTRA POINTS/ATTEMPTS	45/46	23/23
FIELD GOALS/ATTEMPTS	19/30	14/30

	ATT	COMP	YDS	PCT	AVG	PCT	PCT	PCT	LG	SKS/YDS	RATING	
Staubach	286	179	2,428	62.6	8.5	23	8.0	15	5.2	53	43/269	94.6
Morton	32	13	174	40.6	5.4	3	9.4	1	3.1	53t	0/0	77.0
Montgomery	1	0	0	0.0	0.0	0	0.0	0	0.0	0	0/0	0.0
Hill	1	0	0	0.0	0.0	0	0.0	0	0.0	0	0/0	0.0
Garrison	1	0	0	0.0	0.0	0	0.0	0	0.0	0	0/0	0.0
Cowboys	321	192	2,602	59.8	8.1	26	8.1	16	4.9	53t	43/269	92.3
Opponents	352	187	2,301	53.1	6.5	15	4.2	18	5.1	80t	40/306	66.3

RUSHING	ATT	YDS	AVG	LG	TD
Hill	273	1,142	4.2	21	6
Garrison	105	440	4.2	33	6
Newhouse	84	436	5.2	54	1
Staubach	46	250	5.4	18	3
Strayhorn	11	62	5.6	24	1
Fugett	1	34	34.0	34	0
Stowe	3	28	9.3	14	0
Robinson	2	17	8.5	11	0
Pinder	12	15	1.3	5	0
DuPree	2	2	1.0	6	0
Richards	1	2	2.0	2	0
Morton	1	0	0.0	0	0
Montgomery	1	-10	-10.0	-10	0
Cowboys	542	2,418	4.5	54	17
Opponents	435	1,471	3.4	25	5

RECEIVING	NO	YDS	AVG	LG	TD
Hill	32	290	9.1	29	0
DuPree	29	392	13.5	40	5
Garrison	26	273	10.5	53	2
Stowe	23	389	16.9	45	6
Pearson	22	388	17.6	40	2
Hayes	22	360	16.4	47	3
Montgomery	14	164	11.7	32	3
Fugett	9	168	18.7	48	3
Newhouse	9	87	9.7	38	1
Richards	6	91	15.2	53t	1
Cowboys	192	2,602	13.6	53t	26
Opponents	187	2,301	12.3	80t	15

INTERCEPTIONS	NO	YDS	AVG	LG	TD
Jordan	6	78	13.0	31	1
Waters	5	112	22.4	44	0
Renfro	2	65	32.5	35	1
Harris	2	9	4.5	5	0
Toomay	1	35	35.0	35	0
B. Barnes	1	1	1.0	1	0
Washington	1	0	0.0	0	0
Cowboys	18	300	16.7	44	2
Opponents	16	151	9.4	29	1

PUNTING NO	YDS	AVG	TB	INT	LG	BL	NET
Bateman	55	2,290	41.6	3	4	62	2 36.2
Montgomery	4	158	39.5	0	0	48	0 38.3
Cowboys	59	2,448	41.5	3	4	62	2 37.9
Opp.	70	2,756	39.4	7	12	78	2 34.9

PUNT RETURNS NO	FC	YDS	AVG	LG	TD	
Richards	21	18	139	6.6	46	0
Harris	3	3	20	6.7	12	0
Pearson	2	0	13	6.5	13	0
Montgomery	2	0	2	1.0	3	0
Cowboys	28	21	174	6.2	46	0
Opponents	29	7	152	5.2	59t	1

KICKOFF RETURNS	NO	YDS	AVG	LG	TD
Pearson	7	155	22.1	26	0
Montgomery	6	175	29.2	63	0
Harris	6	148	24.7	33	0
Robinson	4	86	21.5	28	0
Newhouse	3	62	20.7	26	0
Richards	3	44	14.7	20	0
Strayhorn	2	44	22.0	25	0
Walton	1	11	11.0	11	0
Washington	1	0	0.0	0	0
Cowboys	33	725	22.0	63	0
Opponents	53	1,310	24.9	53	0

SCORE BY QUARTERS	1	2	3	4	OT	T
Cowboys	73	108	79	122	-	382
Opponents	47	64	33	59	-	203

FIELD GOALS	10-19	20-29	30-39	40-49	50+
Fritsch	7-10	6-7	2-6	0-3	0-2
Clark	0-0	0-1	1-1	0-0	0-0
Cowboys	10-10	6-8	3-7	0-3	0-2
Opponents	4-5	3-7	6-10	1-6	0-2

Fritsch: (25,36B,11),(27),(24),(39B,38B),(8),(18), (1),(34,43M),(13,37,17),(23),(49M,42M), (55M,53M,21,18),(30M,9,27), (18,13,26M,17)

Clark: (1,0,0,0,0,0,0,0),(33,23B),(0,0,0,0,0,0,0,0) Opponents: (33),(9,38M,17B),(16,52M), (53B,44,30),(49M,27,37,35,0), (7,21M,37B,35,32),(29),(43),(17,48M), (41B),(29),(23M,28M),(37M),(33,49M)

SCORING	TDR	TDP	TDRt	FG	PAT	S	TP
Fritsch	0	0	0	18/28	43/43	0	97
Garrison	6	2	0	0/0	0/0	0	48
Hill	6	0	0	0/0	0/0	0	36
Stowe	0	6	0	0/0	0/0	0	36
Dupree	0	5	0	0/0	0/0	0	30
Hayes	0	3	0	0/0	0/0	0	18
Staubach	3	0	0	0/0	0/0	0	18
Fugett	0	3	0	0/0	0/0	0	18
Montgomery	0	3	0	0/0	0/0	0	18
Newhouse	1	1	0	0/0	0/0	0	12
Pearson	0	2	0	0/0	0/0	0	12
Lewis	0	0	1a	0/0	0/0	0	6
Jordan	0	0	1b	0/0	0/0	0	6
Richards	0	1	0	0/0	0/0	0	6
Strayhorn	1	0	0	0/0	0/0	0	6
Renfro	0	0	1c	0/0	0/0	0	6
Clark	0	0	0	1/2	1/2	0	4
Bateman	0	0	0	0/0	1/1+	0	1
Cowboys	17	26	3	19/30	45/46	2	382
Opponents	5	15	3*	14/30	23/23	0	203

- a block punt rec in end zone vs. NYG (10/21)
- b 31 int return vs. Cincinnati (11/4)
- c 30 int return vs. LA Rams (10/4)
- + Barnes tackle in end zone vs. NO (9/24)
- + Barnes tackle in end zone vs. Denver (12/2)

- * Hill 59 punt return vs. Chicago (9/16)
- OWens 26 int. return vs. Washington (10/8)
- Stone 2 blk punt return vs. Washington (12/9)

USUAL STARTERS			
WR	Bob Hayes	LE	Larry Cole
LT	Ralph Neely	LT	Jethro Pugh
LG	John Willard	RT	Bob Lilly
C	John Fitzgerald	RE	Pat Toomay
RG	Blaine Nye	LLB	Dave Edwards
RT	Rayfield Wright	MLB	Lee Roy Jordan
TE	Billy Joe DuPree	RLB	D.D. Lewis
WR	Otto Stowe (7)	LCB	Charlie Waters
WR	Drew Pearson (6)	RCB	Mel Renfro
QB	Roger Staubach	SS	Cornell Green
RB	Calvin Hill	FS	Cliff Harris
FB	Walt Garrison (8)		
	Robert Newhouse (6)	P	Marv Bateman

K Tony Fritsch Pro Bowlers in Bold

1975 ★ DALLAS COWBOYS STATISTICS ★ 1975

STAFF PLAYERS 2021 SEASON RECORDS PLAYOFF RECORDS 1975 STATISTICS SIDELINES

SECOND PLACE, NFC EAST			
HEAD COACH: TOM LANDRY			
PRESEASON (2-4)			
Date	W/L	Score	Opponent
8/9	L	7-35	@ LA Rams
8/18	L	20-26	@ Kansas City
8/23	L	13-16	MINNESOTA
8/30	W	17-14	@ Houston
9/5	L	20-31	OAKLAND
9/13	W	17-16	PITTSBURGH
REGULAR SEASON (10-4)			
Date	W/L	Score	Opponent
9/21	W	18-7	L.A. RAMS
9/28	W	37-31	ST. LOUIS (OT)
10/6	W	36-10	@ Detroit
10/12	W	13-7	@ N.Y. Giants
10/19	L	17-19	GREEN BAY
10/26	W	20-17	@ Philadelphia
11/2	L	24-30	@ Wash. (OT)
11/10	L	31-34	KANSAS CITY
11/16	W	34-31	@ New England
11/23	W	27-17	PHILADELPHIA
11/30	W	14-3	N.Y. GIANTS
12/7	L	17-31	@ St. Louis
12/13	W	31-10	WASHINGTON
12/21	W	31-21	@ N.Y. Jets
1975 DIVISIONAL PLAYOFF			
12/28	W	17-14	@ Minnesota
1975 NFC CHAMPIONSHIP GAME			
1/4/76	W	37-7	@ LA Rams
SUPER BOWL X (MIAMI)			
1/18/76	L	17-21	Pittsburgh

TEAM STATISTICS	DALLAS	OPP
FIRST DOWNS	288	234
Rushing	132	100
Passing	142	113
Penalty	14	21
Third Down-Made/Att	97/218	84/211
Third Down Efficiency	44.4	39.8
Fourth Down-Made/Att	4/10	6/11
TOTAL NET YARDS	5,025	3,739
Av. Per Game	358.9	267.1
Total Plays	986	888
Av. Per Play	5.1	4.2
NET YARDS RUSHING	2,432	1,699
Av. Per Game	173.7	121.4
Total Rushes	571	474
Av. Per Rush	4.3	3.6
NET YARDS PASSING	2,593	2,040
Sacked/Yards Lost	39/242	41/288
Gross Yards	2,835	2,328
Attempts/Completions	376/207	373/162
Pct. of Completions	55.1	43.4
Had Intercepted	17	25
PUNTS/AVERAGE	68/34.4	82/39.6
Net Punting Average	33.2	34.1
PUNT RET./AVG.	32/9.8	37/7.1
KICKOFF RET./AVG.	54/21.4	66/23.9
INT./AVG. RET.	25/13.8	17/11.9
PENALTIES/YARDS	94/715	63/639
FUMBLE/BALL LOST	25/18	43/19
TOUCHDOWNS	41	33
Rushing	17	13
Passing	19	19
Returns	5	1
EXTRA POINTS/ATTEMPTS	38/40	31/32
FIELD GOALS/ATTEMPTS	22/35	13/18

RUSHING	ATT	YDS	AVG	LG	TD
Newhouse	209	930	4.4	29	2
P. Pearson	133	509	3.8	32	2
Dennison	111	383	3.5	27	7
Staubach	55	316	5.7	17	4
Young	50	225	4.5	29	2
Richards	3	18	6.0	11	0
Hoopes	1	13	13.0	13	0
Longley	3	12	4.0	7	0
D. Pearson	1	11	11.0	11	0
Laidlaw	3	10	3.3	10	0
DuFree	1	3	3.0	3	0
Fugett	1	2	2.0	2	0
Cowboys	571	2,432	4.3	32	17
Opponents	474	1,699	3.6	39	13

RECEIVING	NO	YDS	AVG	LG	TD
D. Pearson	46	822	17.9	46	8
Fugett	38	488	12.8	54	3
Newhouse	34	275	8.1	23	0
P. Pearson	27	351	13.0	49	2
Richards	21	451	21.5	62	4
Young	18	184	10.2	42	1
Laidlaw	11	100	9.1	25	0
DuFree	9	138	15.3	28	1
Dennison	2	5	2.5	4	0
Breung	1	21	21.0	21	0
Cowboys	207	2,835	13.7	62	19
Opponents	162	2,318	14.3	80	19

INTERCEPTIONS	NO	YDS	AVG	LG	TD
Jordan	6	80	13.3	38	0
Renfro	4	70	17.5	22	0
Washington	4	26	6.5	23	0
Harris	3	58	19.3	27	1
Waters	3	55	18.3	35	1
Hughes	2	33	16.5	33	1
Peterson	1	19	19.0	19	0
Gregory	1	3	3.0	3	0
Jones	1	2	2.0	2	0
Cowboys	25	346	13.8	38	3
Opponents	17	203	11.9	31	0

PUNTING	NO	YDS	AVG	TD	INT	LG	BL	NET
Hoopes	68	2,676	39.4	8	15	55	1	33.2
Cowboys	68	2,676	39.4	8	15	55	1	33.2
Opp.	82	3,247	39.6	7	20	64	1	34.1

PUNT RETURNS	NO	FC	YDS	AVG	LG	TD
Richards	28	13	288	10.3	43	1
Woolsey	4	2	25	6.3	15	0
Cowboys	32	15	313	9.8	43	1
Opponents	37	8	261	7.1	34	0

KICKOFF RETURNS	NO	YDS	AVG	LG	TD
P. Pearson	16	391	24.4	42	0
Dennison	13	262	20.2	27	0
Woolsey	12	247	20.6	29	0
Henderson	4	130	32.5	97	1
Young	3	54	18.0	29	0
P. Howard	2	51	25.5	31	0
Breung	2	13	6.5	7	0
Peterson	1	10	10.0	10	0
Waters	1	0	0.0	0	0
Cowboys	54	1,158	21.4	97	1
Opponents	66	1,578	23.9	73	0

SCORE BY QUARTERS	1	2	3	4	OT	T
Cowboys	36	115	88	105	6	350
Opponents	57	68	51	86	6	268

FIELD GOALS	11-19	20-29	30-39	40-49	50+
Fritsch	2-2	13-14	4-9	3-9	0-1
Cowboys	2-2	13-14	4-9	3-9	0-1
Opponents	0-0	8-10	1-1	3-5	1-2

Fritsch: (32M,25,28M,39,19,31),(40,45B,39M), (21,20,39),(24,22,32M), (50M,24), (20,49M,41M,42), (33,43M,38M), (42B,21),(43,26),(26,45M,20),(37M), (23),(19),(22)

Opponents: (1),(28),(21),(1),(24,29),(28), (43,29M,45M),(51,44,54B),(29), (49M,23,22B),(35),(27),(48),(1)

SCORING	TDR	TDR	FG	PAT	S	TP
Fritsch	0	0	22/35	38/40	0	104
D. Pearson	0	8	0	0/0	0	48
Dennison	7	0	0	0/0	0	42
Richards	0	4	1a	0/0	0	30
P. Pearson	2	2	0	0/0	0	24
Staubach	4	0	0	0/0	0	24
Fugett	0	3	0	0/0	0	18
Young	2	1	0	0/0	0	18
Newhouse	2	0	0	0/0	0	12
DuFree	0	1	0	0/0	0	6
Harris	0	0	1b	0/0	0	6
Henderson	0	0	1c	0/0	0	6
Hughes	0	0	1d	0/0	0	6
Waters	0	0	1e	0/0	0	6
Cowboys	17	19	5	22/35	38/40	0
Opponents	13	19	1*	13/18	31/32	0

- a 43 punt return vs. Philadelphia (10/26)
- b 27 int. return vs. Washington (11/2)
- c 97 ki. return vs. St. Louis (9/28)
- d 33 int. return vs. N.Y. Jets (12/21)
- e 20 int. return vs. Washington (12/13)

* Matuszak 0.0 f. recovery vs. KC (11/10)

USUAL STARTERS			
WR	Golden Richards	LE	Ed Jones
LT	Ralph Neely	LT	Jethro Pugh
LG	Burton Lawless	RT	Larry Cole (8)
	Herb Scott (4)		Bill Gregory (6)
C	John Fitzgerald	RE	Harvey Martin
RG	Blaine Nye	LLB	Dave Edwards
RT	Rayfield Wright	MLB	Lee Roy Jordan
TE	Jan Fugett (9)	RLB	D.D. Lewis
QB	Billy Joe DuFree (5)	LCB	Mark Washington
WR	Drew Pearson	RCB	Mal Renfro
CB	Roger Staubach	SS	Charlie Waters
RB	Preston Pearson (10)	FS	Clim Harris
	Doug Dennison (3)		
FB	Robert Newhouse	P	Mitch Hoopes
K	Tony Fritsch		Pro Bowlers in Bold

PASSING	ATT	COMP	YDS	PCT	ATT	PCT	TD	INT	LG	SKS/YDS	RATING	
Staubach	348	198	2,666	56.9	7.7	17	4.9	16	4.6	62	36/213	78.6
Longley	23	7	102	30.4	4.4	1	4.3	1	4.5	23	3/29	42.3
Newhouse	2	1	46	50.0	23.0	1	50.0	0	0.0	46	0/0	95.8
Hoopes	3	1	21	33.3	7.0	0	0.0	0	0.0	21	0/0	59.0
Cowboys	376	207	2,835	55.1	7.5	19	5.1	17	4.5	62	39/242	77.7
Opponents	373	162	2,328	43.4	6.2	19	5.1	25	6.7	80	41/288	53.4

1976 ★ DALLAS COWBOYS STATISTICS ★ 1976

FIRST PLACE, NFC EAST
HEAD COACH: TOM LANDRY

PRESEASON (3-3)

Date	W/L	Score	Opponent	Att.
7/31	L	14-17	@ Oakland	52,391
8/7	L	14-26	@ LA Rams	60,158
8/14	L	9-13	DENVER	54,567
8/21	W	36-16	Detroit @ Memphis	30,340
8/28	W	20-10	PITTSBURGH	64,264
9/4	W	26-20	HOUSTON (OT)	58,844

REGULAR SEASON (11-3)

9/12	W	27-7	PHILADELPHIA	54,052
9/19	W	24-6	@ New Orleans	61,413
9/26	W	30-27	BALTIMORE	64,237
10/3	W	28-13	@ Seattle	62,027
10/10	W	24-14	@ N.Y. Giants	76,042
10/17	L	17-21	@ St. Louis	50,317
10/24	W	31-21	CHICAGO	61,346
10/31	W	20-7	@ Washington	55,004
11/7	W	9-3	N.Y. GIANTS	58,870
11/15	W	17-10	BUFFALO	51,779
11/21	L	10-17	@ Atlanta	54,992
11/25	W	19-14	ST. LOUIS	62,498
12/5	W	26-7	@ Philadelphia	55,072
12/12	L	14-27	WASHINGTON	59,916

1976 DIVISIONAL PLAYOFF

12/19	L	12-14	L.A. RAMS	62,436
-------	---	-------	-----------	--------

TEAM STATISTICS

	DALLAS	OPP
FIRST DOWNS	269	246
Rushing	111	113
Passing	140	111
Penalty	18	22
Third Down-Made/Att.	98/220	81/213
Third Down Efficiency	44.5	38.0
Fourth Down-Made/Att.	9/14	8/16
TOTAL NET YARDS	4,884	3,730
Avg. Per Game	348.9	266.4
Total Plays	958	919
Avg. Per Play	5.1	4.1
NET YARDS RUSHING	2,147	1,821
Avg. Per Game	153.4	130.1
Total Rushes	538	484
Avg. Per Rush	4.0	3.8
NET YARDS PASSING	2,737	1,909
Sacked/Yards Lost	30/230	44/327
Gross Yards	2,967	2,236
Attempts/Completions	390/222	391/187
Pct. of Completions	56.9	47.8
Had Intercepted	13	16
PUNTS/AVERAGE	72/38.0	92/40.0
Net Punting Average	31.2	31.7
PUNT RET./AVG.	45/10.9	28/9.0
KICKOFF RET./AVG.	42/24.5	62/20.6
INT./AVG. RET.	16/8.3	13/11.9
PENALTIES/YARDS	94/761	71/643
FUMBLES/BALL LOST	26/16	32/12
TOUCHDOWNS	34	25
Rushing	16	12
Passing	17	12
Returns	1	1
EXTRA POINTS/ATTEMPTS	34/34	23/25
FIELD GOALS/ATTEMPTS	18/23	7/12

	ATT	COMP	YDS	PCT	ATT	TD	TD	INT	INT	LG	SKS/YDS	RATING
Staubach	369	208	2,715	56.4	7.4	14	3.8	11	3.0	53	29/215	79.9
D. White	20	13	213	65.0	10.7	2	10.0	2	10.0	56	1/15	94.4
D. Pearson	1	1	39	100.0	39.0	0	0.0	0.0	39	1100.0	0/0	118.8
Cowboys	390	222	2,967	56.9	7.6	17	4.4	13	3.3	56	30/230	82.1
Opponents	391	187	2,236	47.8	5.7	12	3.1	16	4.1	54	44/327	59.0

RUSHING	ATT	YDS	AVG	LG	TD
Dennison	153	542	3.5	14	6
Newhouse	116	450	3.9	24	3
Laidlaw	94	424	4.5	28	3
P. Pearson	68	233	3.4	21	1
Young	48	208	4.3	24	0
Staubach	43	184	4.3	18	3
DuPree	7	50	7.1	13	0
D. Pearson	2	20	10.0	11	0
Saldi	1	19	19.0	19	0
D. White	6	17	2.8	14	0
Cowboys	538	2,147	4.0	28	16
Opponents	484	1,821	3.8	35	12

RECEIVING	NO	YDS	AVG	LG	TD
D. Pearson	58	806	13.9	40	6
DuPree	42	680	16.2	38	2
Laidlaw	38	325	8.6	26	2
P. Pearson	23	316	13.7	30	2
Richards	19	414	21.8	56	3
Newhouse	15	86	5.7	16	0
Young	11	134	12.2	25	1
Dennison	8	67	8.4	33	0
Johnson	5	84	16.8	43	2
Barnes	1	43	43.0	43	0
Reece	1	6	6.0	6	0
Saldi	1	6	6.0	6	0
Cowboys	222	2,967	13.4	56	17
Opponents	187	2,236	12.0	54	12

INTERCEPTIONS	NO	YDS	AVG	LG	TD
Washington	4	49	12.3	22	0
Harris	3	32	10.7	29	0
Renfro	3	23	7.7	23	0
Barnes	3	6	2.0	5	0
Waters	1	23	23.0	23	0
Hughes	1	0	0.0	0	0
Martin	1	0	0.0	0	0
Cowboys	16	133	8.3	29	0
Opponents	13	155	11.9	37	1

PUNTING	NO	YDS	AVG	TB	IN20	LG	BL	NET
D. White	70	2,690	38.4	12	13	54	2	31.4
Herrera	2	49	24.5	0	2	27	0	24.5
Cowboys	72	2,739	38.0	12	15	54	2	31.2
Opp.	92	3,681	40.0	14	16	58	4	31.7

PUNT RETURNS	NO	FC	YDS	AVG	LG	TD
Johnson	45	11	489	10.9	55	0
Waters	0	1	0	0.0	0	0
Cowboys	45	12	489	10.9	55	0
Opponents	28	9	252	9.0	59	0

KICKOFF RETURNS	NO	YDS	AVG	LG	TD
Johnson	28	693	24.8	74	0
Jensen	13	313	24.1	35	0
Saldi	1	9	9.0	9	0
Henderson	0	12	12.0	12	0
Cowboys	42	1,027	24.5	74	0
Opponents	62	1,275	20.6	35	0

SCORE BY

QUARTERS	1	2	3	4	OT	T
Cowboys	49	117	65	65	-	296
Opponents	17	58	34	85	-	194

FIELD GOALS 11-19 20-29 30-39 40-49 50+

Herrera	1-1	8-8	6-8	3-5	0-1
Cowboys	1-1	8-8	6-8	3-5	0-1
Opponents	1-1	5-5	1-2	0-3	0-1

Herrera: (37,46),(25),(37,18,32),(50B,39M),
(24,44M),(35),(22),(37,21),(22,30,20),
(31M,43),(23),(41M,42),(21),(
Opponents: (45M),(55M),(44M,30,24),(,),(24B),(,),(
(,),(19),(44M,22),(21),(,),(,),(25,27)

SCORING TDR TDP TDR1 FG PAT S TP

Herrera	0	0	0	18/23	34/34	0	88
D. Pearson	0	6	1a	0/0	0/0	0	42
Dennison	6	0	0	0/0	0/0	0	36
Laidlaw	3	1	1	0/0	0/0	0	24
Newhouse	3	0	0	0/0	0/0	0	18
P. Pearson	1	2	0	0/0	0/0	0	18
Richards	0	3	0	0/0	0/0	0	18
Staubach	3	0	0	0/0	0/0	0	18
DuPree	0	2	0	0/0	0/0	0	12
Johnson	0	2	0	0/0	0/0	0	12
Young	0	1	0	0/0	0/0	0	6
Henderson	0	1	0	0/0	0/0	1+	2
Kyle	0	0	0	0/0	0/0	1\$	2
Cowboys	16	17	1	18/23	34/34	2	296
Opponents	12	12	1*	7/12	23/25	0	194

a 0 fumble return vs. New Orleans (9/19)
+ block punt out of end zone vs. St. Louis (11/25)
\$ block punt out of end zone vs. Philadelphia (12/5)
* Hartenstine 12 int. return vs. Chicago (10/24)

USUAL STARTERS

WR	Golden Richards (9)	LE	Ed Jones
	Jay Saldi (3)	LT	Jethro Pugh
LT	Ralph Neely	RT	Larry Cole (8)
LG	Herb Scott (11)		Bill Gregory (6)
	Burton Lawless (4)	RE	Harvey Martin
RG	John Fitzgerald	LLB	Bob Brauning
C	Blaine Nye	MLB	Lee Roy Jordan
RT	Rayfield Wright	FLB	D.D. Lewis
TE	Billy Joe DuPree	LCB	Benny Barnes
WR	Drew Pearson	RCB	Mel Renfro (9)
QB	Roger Staubach		Mark Washington
RB	Doug Dennison	(5)	
FB	Scott Laidlaw (7)	SS	Charlie Waters
	Robert Newhouse (7)	FS	Cliff Harris
K	Efren Herrera		
P	Danny White		Pro Bowlers in Bold

1977 ★ DALLAS COWBOYS STATISTICS ★ 1977

STAFF PLAYERS 2021 SEASON RECORDS PLAYOFF RECORDS 1977 STATISTICS SIDELINES

FIRST PLACE, NFC EAST HEAD COACH: TOM LANDRY			
PRESEASON (3-3)			
Date	W/L	Score Opponent	Att.
8/6	W	34-14 SAN DIEGO	59,504
8/13	L	17-23 @ Seattle (OT)	58,789
8/20	L	14-20 MIAMI	56,820
8/27	W	23-21 BALTIMORE	54,835
9/3	L	14-23 @ Houston	49,777
9/8	W	30-0 PITTSBURGH	49,824
REGULAR SEASON (12-2)			
W/L	Score Opponent	Att.	
9/18	W	16-10 @ Minnesota (OT)	47,678
9/25	W	41-21 N.Y. GIANTS	64,215
10/2	W	23-7 TAMPA BAY	55,316
10/9	W	30-24 @ St. Louis	50,129
10/16	W	34-16 WASHINGTON	62,115
10/23	W	16-10 @ Philadelphia	65,507
10/30	W	37-0 DETROIT	63,160
11/6	W	24-10 @ N.Y. Giants	74,532
11/14	L	17-24 ST. LOUIS	64,038
11/20	L	13-28 @ Pittsburgh	49,761
11/27	W	14-7 @ Washington	55,031
12/4	W	24-14 PHILADELPHIA	60,289
12/12	W	42-35 @ San Francisco	55,848
12/18	W	14-6 DENVER	63,752
1977 DIVISIONAL PLAYOFF			
12/26	W	37-7 CHICAGO	62,920
1977 NFC CHAMPIONSHIP GAME			
1/1/78	W	23-6 MINNESOTA	61,968
SUPER BOWL XII (NEW ORLEANS)			
1/15/78W		27-10 Denver	76,400

TEAM STATISTICS	DALLAS	OPP
FIRST DOWNS	272	255
Rushing	118	88
Passing	136	94
Penalty	18	23
Third Down-Made/Att	90/213	69/207
Third Down Efficiency	42.3	33.3
Fourth Down-Made/Att	3/5	10/16
TOTAL NET YARDS	4,812	3,213
Avg. Per Game	343.7	229.5
Total Plays	969	880
Avg. Per Play	5.0	3.7
NET YARDS RUSHING	2,369	1,651
Avg. Per Game	169.2	117.9
Total Rushes	564	457
Avg. Per Rush	4.2	3.6
NET YARDS PASSING	2,443	1,562
Sacked/Yards Lost	33/246	53/429
Gross Yards	2,689	1,991
Attempts/Completions	372/215	370/154
Pct. of Completions	57.8	41.6
Had Intercepted	10	21
PUNTS/AVERAGE	83/38.7	103/37.1
Net Punting Average	32.4	31.1
PUNT RET./AVG.	61/8.9	36/7.8
KICKOFF RET./AVG.	44/24.3	71/22.7
INT./AVG. RET.	21/10.9	10/18.4
PENALTIES/YARDS	106/865	78/731
FUMBLE/BALL LOST	26/14	22/10
TOUCHDOWNS	42	26
Rushing	21	9
Passing	18	14
Returns	3	3
EXTRA POINTS/ATTEMPTS	39/41	26/26
FIELD GOALS/ATTEMPTS	18/23	10/15
AVG. TIME OF POSS.	32:37	27:23

RUSHING	ATT	YDS	AVG	LG	TD
Dorsett	208	1,007	4.8	84	12
Newhouse	180	721	4.0	29	3
P. Pearson	89	341	3.8	22	1
Staubach	51	171	3.4	33	3
Dennison	12	60	5.0	17	1
Brinson	8	28	3.5	20	1
D. Pearson	2	22	11.0	11	0
Laidlaw	9	15	1.7	8	0
DuPree	3	9	3.0	7	0
D. White	1	-2	-2.0	-2	0
Johnson	1	-3	-3.0	-3	0

RECEIVING	NO	YDS	AVG	LG	TD
D. Pearson	48	870	18.1	67	2
P. Pearson	46	535	11.6	36	4
Dorsett	29	273	9.4	23	1
DuPree	28	347	12.4	23	3
Richards	17	225	13.2	50	3
Newhouse	16	106	6.6	41	1
Johnson	12	135	11.3	22	1
Saldi	11	108	9.8	23	2
Laidlaw	5	60	12.0	18	1
Hill	2	21	10.5	12	0
Dennison	1	9	9.0	9	0

INTERCEPTIONS	NO	YDS	AVG	LG	TD
Harris	5	7	1.4	7	0
Henderson	3	79	26.3	79	1
Waters	3	11	3.7	6	0
Washington	2	32	16.0	21	0
Renfro	2	28	14.0	25	0
Hughes	2	19	9.5	11	0
Lewis	1	29	29.0	29	0
Breunig	1	15	15.0	15	0
Kyle	1	9	9.0	9	0
Hegman	1	0	0.0	0	0

PUNTING	NO	YDS	AVG	TB	IN20	LG	BL	NET
D. White	81	3,171	39.6	10	25	57	1	33.2
Herrera	2	44	22.0	0	2	28	0	22.0
Cowboys	83	3,215	38.7	10	27	57	1	32.4
Opp.	103	3,825	37.1	4	10	65	0	31.4

PUNT RETURNS	NO	FC	YDS	AVG	LG	TD
Johnson	50	15	423	8.5	38	0
Hill	10	1	124	12.4	29	0
Harris	1	0	-2	-2.0	-2	0
Cowboys	61	16	545	8.9	38	0
Opponents	36	8	280	7.8	68	1

KICKOFF RETURNS	NO	YDS	AVG	LG	TD
Johnson	22	536	24.4	64	0
Brinson	17	409	24.1	41	0
Hill	3	64	21.3	29	0
Dennison	1	30	30.0	30	0
Henderson	1	8	8.0	8	0
DuPree	0	24	24.0	24	0
Cowboys	44	1,071	24.3	64	0
Opponents	71	1,614	22.7	48	0

PASSING	ATT	COMP	YDS	PCT	ATT	PCT	PCT	PCT	LG	SKS/YDS	RATING	
Staubach	361	210	2,620	58.2	7.3	18	5.0	9	2.5	67	30/219	87.1
D. White	10	4	35	40.0	3.5	0	0.0	0	1.0	12	2/15	45.8
Dorsett	1	1	34	100.0	34.0	0	0.0	0	0.0	34	0/0	118.8
Watters	0	0	0	0.0	0.0	0	0.0	0	0.0	0	1/12	42.3
Cowboys	372	215	2,689	57.8	7.2	18	4.8	10	2.7	67	33/246	85.1
Opponents	370	154	1,991	41.6	5.4	14	3.8	21	5.7	60	53/429	48.0

SCORE BY QUARTERS	1	2	3	4	OT	T
Cowboys	64	129	53	93	6	345
Opponents	33	73	69	37	0	212

FIELD GOALS	11-19	20-29	30-39	40-49	50+
Herrera	2-2	5-7	4-8	6-11	1-1
Cowboys	2-2	5-7	4-8	6-11	1-1
Opponents	0-0	3-3	4-5	1-4	2-3

Herrera: (40,27M),(37,41,38B),(32,31M,19,20), (29,46M,40,44),(44B,44,52),(34M,49M,18),(21,45,30),(35),(21),(1),(1),(24),(49M), (38M,35M,28M)

Opponents: (31M,35),(1),(1),(22),(20,45,53),(32), (1),(50M,51),(26),(1),(41M,40M,43M), (1),(22,37)

SCORING	TD	DP	TDPR	FG	PAT	S	TP
Herrera	0	0	0	18/29	39/41	0	93
Dorsett	12	1	0	0/0	0/0	0	78
P. Pearson	1	4	0	0/0	0/0	0	30
Newhouse	3	1	0	0/0	0/0	0	24
DuPree	0	3	0	0/0	0/0	0	18
Richards	0	3	0	0/0	0/0	0	18
Saldi	0	2	1a	0/0	0/0	0	18
Staubach	3	0	0	0/0	0/0	0	18
D. Pearson	0	2	0	0/0	0/0	0	12
Brinson	1	0	0	0/0	0/0	0	6
Dennison	1	0	0	0/0	0/0	0	6
Henderson	0	0	1b	0/0	0/0	0	6
Johnson	0	1	0	0/0	0/0	0	6
Laidlaw	0	1	0	0/0	0/0	0	6
Waters	0	0	1c	0/0	0/0	0	6
Cowboys	21	18	3	18/29	39/41	0	345
Opponents	9	14	3*	10/15	26/26	0	212

- a 8 fumble return vs. N. Y. Giants (11/6)
- b 79 int return vs. Tampa Bay (10/2)
- c 17 block punt return vs. Philadelphia (10/23)
- * Hammond 68 punt return vs. N. Y. Giants (9/25)
- Wood 37 fumble return vs. Tampa Bay (10/2)
- Davis 35 fumble return vs. St. Louis (10/9)

USUAL STARTERS					
WR	Golden Richards	LE	Ed Jones		
LT	Ralph Neely	LT	Jethro Pugh		
LG	Herb Scott (10)	RT	Randy White		
	Burton Lawless (4)	RE	Harvey Martin		
C	John Fitzgerald	LLB	Thomas Henderson		
RG	Tom Rafferty	MLB	Bob Breunig		
RT	Pat Donovan	RLB	D.D. Lewis		
TE	Billie Joe DuPree	LCB	Benny Barnes		
WR	Drew Pearson	RCB	Aaron Kyle (10)		
QB	Roger Staubach	Mark Washington (4)			
RB	Preston Pearson (10)	SS	Charlie Waters		
	Tony Dorsett (4)	FS	Cliff Harris		
FB	Robert Newhouse				
K	Efren Herrera		Pro Bowlers in Bold		
P	Danny White				

1978 ★ DALLAS COWBOYS STATISTICS ★ 1978

FIRST PLACE, NFC EAST
HEAD COACH: TOM LANDRY

PRESEASON (3-1)

Date	W/L	Score	Opponent	Att.
8/5	W	41-24	SAN FRANCISCO	63,736
8/12	W	21-14	@ Denver	74,619
8/19	L	23-27	HOUSTON	62,242
8/26	W	16-13	PITTSBURGH	59,747

REGULAR SEASON (12-4)

Date	W/L	Score	Opponent	Att.
9/4	W	38-0	BALTIMORE	64,224
9/10	W	34-24	@ N.Y. Giants	73,265
9/17	L	14-27	@ Los Angeles	65,749
9/24	W	21-12	ST. LOUIS	62,760
10/2	L	5-9	@ Washington	55,031
10/8	W	24-3	N.Y. GIANTS	63,420
10/15	W	24-21	@ St. Louis (OT)	48,991
10/22	W	14-7	PHILADELPHIA	60,525
10/26	L	10-21	MINNESOTA	61,848
11/5	L	16-23	@ Miami	69,414
11/12	W	42-14	@ Green Bay	55,256
11/19	W	27-7	NEW ORLEANS	57,920
11/23	W	37-10	WASHINGTON	64,905
12/3	W	17-10	NEW ENGLAND	63,263
12/10	W	31-13	@ Philadelphia	64,667
12/17	W	30-7	@ N.Y. Jets	52,532

1978 DIVISIONAL PLAYOFF

12/30	W	27-20	ATLANTA	60,338
-------	---	-------	---------	--------

1978 NFC CHAMPIONSHIP GAME

1/7/79	W	28-0	@ LA Rams	67,470
--------	---	------	-----------	--------

SUPER BOWL XIII

1/21/79	L	31-35	Pittsburgh	78,656
---------	---	-------	------------	--------

TEAM STATISTICS

	DALLAS	OPP
FIRST DOWNS	342	232
Rushing	146	83
Passing	167	128
Penalty	29	21
Third Down-Made/Att.	118/235	78/220
Third Down Efficiency	50.2	35.5
Fourth Down-Made/Att.	4/8	8/13
TOTAL NET YARDS	5,959	4,009
Avg. Per Game	372.4	250.6
Total Plays	1,107	967
Avg. Per Play	5.4	4.21
NET YARDS RUSHING	2,783	1,721
Avg. Per Game	173.9	107.6
Total Rushes	625	477
Avg. Per Rush	4.5	3.6
NET YARDS PASSING	3,176	2,288
Sacked/Yards Lost	33/229	59/442
Gross Yards	3,405	2,730
Attempts/Completions	449/251	432/202
Pct. of Completions	55.9	46.8
Had Intercepted	17	23
PUNTS/AVERAGE	77/39.9	108/39.2
Net Punting Average	33.1	32.4
PUNT RET./AVG.	63/8.0	40/7.8
KICKOFF RET./AVG.	47/19.1	73/23.4
INT./AVG. RET.	23/13.7	17/10.4
PENALTIES/YARDS	96/816	95/783
FUMBLES/BALL LOST	36/18	27/13
TOUCHDOWNS	48	25
Rushing	22	13
Passing	25	11
Returns	1	1
EXTRA POINTS/ATTEMPTS	46/48	23/25
FIELD GOALS/ATTEMPTS	16/26	11/22
AVG. TIME OF POSS.	32:24	27:36

RUSHING	ATT	YDS	AVG	LG	TD
Dorsett	290	1,325	4.6	63	7
Newhouse	140	584	4.2	24	8
Laidlaw	75	312	4.2	59	3
Staubach	42	182	4.3	23	1
P. Pearson	25	104	4.2	18	0
Brinson	18	96	5.3	39	2
Dennison	14	75	5.4	23	1
Blackwell	9	37	4.1	13	0
D. Pearson	3	29	9.7	33	0
Hill	3	17	5.7	14	0
DuPree	1	15	15.0	15	0
D. White	5	7	1.4	4	0
Cowboys	625	2,783	4.5	63	22
Opponents	477	1,721	3.6	52	13

RECEIVING	NO	YDS	AVG	LG	TD
P. Pearson	47	526	11.2	34	0
Hill	46	823	17.9	54	6
D. Pearson	44	714	16.2	53	3
Dorsett	37	378	10.2	91	2
DuPree	34	509	15.0	38	9
Newhouse	20	176	8.8	24	2
Johnson	12	155	12.9	23	0
Laidlaw	6	108	18.0	44	1
Saldi	3	8	2.7	5	2
Dennison	1	6	6.0	6	0
Richards	1	2	2.0	2	0
Cowboys	251	3,405	13.6	91	25
Opponents	202	2,730	13.5	51	11

INTERCEPTIONS	NO	YDS	AVG	LG	TD
Barnes	5	72	14.4	38	0
Waters	4	61	15.3	22	0
Harris	4	26	6.5	23	0
Kyle	3	20	6.7	17	0
Hughes	2	80	40.0	56	0
Thurman	2	35	17.5	23	0
Cole	1	13	13.0	13	0
Martin	1	7	7.0	7	0
Breunig	1	2	2.0	2	0
Cowboys	23	316	13.7	56	0
Opponents	17	176	10.4	43	1

PUNTING	NO	YDS	AVG	TB	IN20	LG	BL	NET
D. White	77	3,076	39.9	11	16	56	1	33.1
Cowboys	77	3,076	39.9	11	16	56	1	33.1
Opp.	108	4,257	39.4	13	16	61	0	32.4

PUNT RETURNS	NO	FC	YDS	AVG	LG	TD
Johnson	51	12	401	7.9	23	0
Hill	11	0	101	9.2	20	0
Thurman	1	0	0	0.0	0	0
Cowboys	63	12	502	8.0	23	0
Opponents	40	13	311	7.8	38	0

KICKOFF RETURNS	NO	YDS	AVG	LG	TD
Johnson	29	603	20.8	56	0
Brinson	6	93	15.5	31	0
Blackwell	3	70	23.3	31	0
Dennison	3	63	21.0	24	0
Thurman	3	42	14.0	20	0
R. White	1	15	15.0	15	0
Lawless	1	10	10.0	10	0
Saldi	1	0	0.0	0	0
Cowboys	47	896	19.1	56	0
Opponents	73	1,709	23.4	57	0

PASSING	ATT	COMP	YDS	PCT	AVG	ATT	TD	PCT	PCT	LG	SKS/YDS	RATING
Staubach	413	231	3,190	55.9	7.7	25	6	16	3.9	91	33/219	84.9
D. White	34	20	215	58.8	6.3	0	0	1	2.9	35	1/10	65.3
Hill	1	0	0	0.0	0.0	0	0	0	0.0	0	0/0	39.6
Dorsett	1	0	0	0.0	0.0	0	0	0	0.0	0	0/0	42.3
Cowboys	449	251	3,405	55.9	7.6	25	5.6	17	3.8	91	33/229	83.1
Opponents	432	202	2,730	46.8	6.3	11	2.5	23	5.3	51	58/442	53.7

SCORE BY	QUARTERS	1	2	3	4	OT	T
Cowboys		58	121	118	84	3	384
Opponents		83	43	25	57	0	208

FIELD GOALS	11-19	20-29	30-39	40-49	50-60
Septien	2-3	8-8	3-5	6-11	0-0
Cowboys	2-3	8-8	3-5	6-11	0-0
Opponents	0-0	3-3	3-7	4-10	1-2

Septien: (18M,45M,48),(1),(49M),(1),(19),(22),
(49M,47),(40M),(25),(30,39,24),(33M),
(47M,24,26),(33,21,38M,44),(26),
(44M,18,43M),(22)

Opponents: (37M),(42),(47M),(23,47M,44B,42M),
(52,42,27),(37),(33M),(1),(47M),(45,23,33),(1),
(1),(48,53B),(46B,30,36B,39M),(1)

SCORING	TDR	TDP	TDR1	FG	PAT	S	TP
Septien	0	0	0	16/26	46/47	0	94
Dorsett	7	2	1a	0/0	0/0	0	60
Newhouse	8	2	0	0/0	0/0	0	60
DuPree	0	9	0	0/0	0/0	0	54
Hill	0	6	0	0/0	0/0	0	36
Laidlaw	3	1	0	0/0	0/0	0	24
D. Pearson	0	3	0	0/0	0/0	0	18
Brinson	2	0	0	0/0	0/0	0	12
Saldi	0	2	0	0/0	0/0	0	12
Dennison	1	0	0	0/0	0/0	0	6
Staubach	1	0	0	0/0	0/0	0	6
Waters	0	0	0	0/0	0/0	1+2	2
Cowboys	22	25	1	16/26	46/48	1	384
Opponents	13	11	1*	11/22	23/25	1#	282

a 54 fumble return vs. N. Y. Jets (12/17)

* sacked in end zone vs. Washington (10/2)

* Perry 43 int. return vs. Los Angeles (9/17)

Thaxton block punt out end zone vs. StL (9/24)

\$ fumbled snap on PAT @ N.Y. Jets (12/17)

USUAL STARTERS

WR	Tony Hill	LE	Ed Jones
LT	Pat Donovan	LT	Jethro Pugh (13)
LG	Herb Scott	RT	Larry Cole (3)
RG	John Fitzgerald	RE	Randy White
RC	Tom Rafferty	RF	Harvey Martin
RT	Rayfield Wright (11)	LLB	Thomas Henderson
	Andy Frederick (3)	MLB	Bob Breunig
TE	Billy Joe DuPree	RLB	D.D. Lewis
WR	Drew Pearson	LCB	Benny Barnes
QB	Roger Staubach	RCB	Aaron Kyle
RB	Tony Dorsett	SS	Charlie Waters
FB	Robert Newhouse (12) Scott Laidlaw (4)	FS	Cliff Harris
		P	Danny Whitee
K	Raphel Septien		

Pro Bowlers in Bold

1979 ★ DALLAS COWBOYS STATISTICS ★ 1979

STAFF PLAYERS 2021 SEASON RECORDS PLAYOFF RECORDS STATISTICS SIDELINES

FIRST PLACE, NFC EAST HEAD COACH: TOM LANDRY			
PRESEASON (3-2)			
Date	W/L	Score	Opponent
7/28	L	13-20	Oakland @ Canton
8/4	W	7-6	DENVER
8/12	L	17-27	@ Seattle
8/18	W	16-13	HOUSTON
8/25	W	16-14	PITTSBURGH
REGULAR SEASON (11-5)			
9/2	W	22-21	@ St. Louis
9/9	W	21-13	@ San Francisco
9/16	W	24-20	CHICAGO
9/24	L	7-26	@ Cleveland
9/30	W	38-13	CINCINNATI
10/7	W	36-20	@ Minnesota
10/14	W	30-6	LA RAMS
10/21	W	22-13	ST. LOUIS
10/28	L	3-14	@ Pittsburgh
11/4	W	16-14	@ N.Y. Giants
11/12	L	21-31	PHILADELPHIA
11/18	L	20-34	@ Washington
11/22	L	24-30	HOUSTON
12/2	W	28-7	N.Y. GIANTS
12/8	W	24-17	@ Philadelphia
12/16	W	35-34	WASHINGTON
1979 DIVISIONAL PLAYOFF			
12/30	L	19-21	L.A. RAMS

RUSHING	ATT	YDS	AVG	LG	TD
Dorsett	250	1,107	4.4	41	6
Newhouse	124	449	3.6	21	3
Springs	67	248	3.7	15	2
Laidlaw	69	236	3.4	15	3
Staubach	37	172	4.5	20	0
Brinson	14	48	3.6	10	0
D. Pearson	3	27	9.0	16	0
D. White	1	25	25.0	25	0
DuPree	2	19	9.5	20	0
Hill	2	18	9.9	12	0
P. Pearson	7	14	2.0	11	1
Johnson	1	13	13.0	13	0
Saldi	1	-1	-1.0	-1	0
Cowboys	578	2,375	4.1	41	15
Opponents	500	2,115	4.2	76	15

RECEIVING	NO	YDS	AVG	LG	TD
Hill	60	1,062	17.7	75	10
D. Pearson	55	1,026	18.7	56	8
Dorsett	45	375	8.3	32	5
DuPree	29	324	11.2	33	5
P. Pearson	26	333	12.8	26	1
Springs	25	251	10.0	27	1
Saldi	14	181	12.9	23	1
Laidlaw	12	59	4.9	12	0
Newhouse	7	55	7.9	21	1
Johnson	6	105	17.5	28	1
Cosbie	5	36	7.2	12	0
Wilson	3	76	25.3	45	0
Cowboys	287	3,883	13.5	75	29
Opponents	207	2,833	13.7	64	21

INTERCEPTIONS	NO	YDS	AVG	LG	TD
Hughes	2	91	45.5	68	0
Harris	2	35	17.5	20	0
Barnes	2	20	10.0	11	0
Lewis	2	8	4.0	5	0
Kyle	2	0	0.0	0	0
Mitchell	1	36	36.0	36	0
Thornton	1	3	3.0	3	0
Thurman	1	0	0.0	0	0
Cowboys	13	193	14.8	68	0
Opponents	13	114	8.8	39	1

PUNTING NO	YDS	AVG	TD	IN20	LG	BL	NET
D. White	76	3,168	41.7	9	21	73	30.6
Cowboys	76	3,168	41.7	9	21	73	30.6
Opp.	96	3,921	40.8	8	17	72	0

PUNT RETURNS	NO	FC	YDS	AVG	LG	TD
Wilson	35	12	236	6.8	13	0
Manning	10	2	55	5.5	17	0
Hill	6	1	43	7.2	12	0
Cowboys	51	15	334	6.5	17	0
Opponents	34	18	252	7.4	31	0

KICKOFF RETURNS	NO	YDS	AVG	LG	TD
Springs	38	780	20.5	70	0
Wilson	19	328	17.2	26	0
Manning	7	145	20.7	47	0
Brinson	2	29	14.5	17	0
Hill	1	32	32.0	32	0
Huther	1	8	8.0	8	0
Cowboys	68	1,322	19.4	70	0
Opponents	68	1,580	23.2	106	1

TEAM STATISTICS	DALLAS	OPP
FIRST DOWNS	339	259
Rushing	122	105
Passing	195	135
Penalty	22	19
Third Down-Made/Att.	120/241	80/228
Third Down Efficiency	49.8	35.1
Fourth Down-Made/Att	2/9	5/11
TOTAL NET YARDS	5,968	4,586
Avg. Per Game	373.0	286.6
Total Plays	1,122	978
Avg. Per Play	5.3	4.7
NET YARDS RUSHING	2,375	2,115
Avg. Per Game	148.4	132.2
Total Rushes	578	500
Avg. Per Rush	4.1	4.2
NET YARDS PASSING	3,593	2,471
Sacked/Yards Lost	41/290	43/362
Gross Yards	3,883	2,833
Attempts/Completions	503/287	435/207
Pct. of Completions	57.1	47.6
Had Intercepted	13	13
PUNTS/AVERAGE	76/41.7	96/40.8
Net Punting Average	36.0	35.7
PUNT RET./AVG.	51/6.5	34/7.4
KICKOFF RET./AVG.	68/19.4	68/23.2
INT./AVG. RET.	13/14.8	13/8.8
PENALTIES/YARDS	100/845	70/704
FUMBLES/BALL LOST	33/21	20/10
TOUCHDOWNS	45	38
Rushing	15	15
Passing	29	21
Returns	1	2
EXTRA POINTS/ATTEMPTS	40/45	34/38
FIELD GOALS/ATTEMPTS	19/29	17/27
AVG. TIME OF POSS.	32:57	27:03

SCORE BY QUARTERS	1	2	3	4	OT	T
Cowboys	73	102	87	109	-	371
Opponents	87	88	60	78	-	313

FIELD GOALS	11-19	20-29	30-39	40-49	50+
Seption	0-0	7-7	7-11	3-8	2-3
Cowboys	0-0	7-7	7-11	3-8	2-3
Opponents	0-0	4-4	4-6	7-13	2-4

Seption: (37,50M,24,27),(23,51),(46,43M), (34B,47M),(26),(34),(32),(51,47M,29), (32,32M),(26,37,22),(47M),(34,37),(44), (34M,31M,46M),(40),(I)

Opponents: (60M),(30,3 5M,44),(I),(I),(48,38),(37,35), (42,41),(51,41,48M,40B),(32M),(48M), (45M,59,52M,45M),(44M,46,45),(27), (I),(27),(24,24)

SCORING	TDR	TD	TDPR	FG	PAT	S	TP
Seption	0	0	0	19/29	40/44	0	97
Hill	0	10	0	0/0	0/0	0	60
D. Pearson	0	8	0	0/0	0/0	0	48
Dorsett	6	1	0	0/0	0/0	0	42
DuPree	0	5	0	0/0	0/0	0	30
Newhouse	3	1	0	0/0	0/0	0	24
Laidlaw	3	0	0	0/0	0/0	0	18
Springs	2	1	0	0/0	0/0	0	18
P. Pearson	1	1	0	0/0	0/0	0	12
Barnes	0	0	1a	0/0	0/0	0	6
Johnson	0	1	0	0/0	0/0	0	6
Saldi	0	1	0	0/0	0/0	0	6
Cowboys	15	29	1	19/29	40/45	0	371
Opponents	15	21	2*	17/27	34/38	0	313

a 33 fumble return vs. Minnesota (10/7)

* Darden 39 int return vs. Cleveland (9/24)
Green 108 kickoff return vs. St. Louis (10/21)

USUAL STARTERS			
WR	Tony Hill	LE	Larry Cole (12)
LT	Pat Donovan	LB	John Dutton (4)
LG	Herb Scott	LT	Dave Stalls (12)
C	John Fitzgerald	RB	Larry Cole (4)
RG	Tolm Rafferty	RT	Randy White
RT	Jim Cooper (11)	RE	Harvey Martin
	Rayfield Wright (5)	LLB	Thomas Henderson (10)
TE	Billy Joe DuPree	MLB	Mike Hegman (5)
WR	Drew Pearson	MLB	Bob Breunig
QB	Roger Staubach	RLB	D.D. Lewis
RB	Robert Newhouse	LCB	Benny Barnes
FB	Robert Newhouse (12)	RCB	Aaron Kyle
	Scott Laidlaw (3)	SS	Randy Hughes
		FS	Cliff Harris
K	Raphel Seption		
P	Danny White		Pro Bowlers in Bold

	ATT	COMP	YDS	PCT	AVG	PCT	PCT	TD	INT	LG	SKS/YDS	RATING
Staubach	461	267	3,586	57.9	7.8	27	5.9	11	2.4	75	36/240	92.4
D. White	39	19	267	48.7	6.9	1	2.6	2	5.1	45	4/46	58.6
Springs	3	1	30	33.0	10.0	1	33.0	0	0.0	30	1/4	114.0
Cowboys	503	287	3,883	57.1	7.7	29	5.8	13	2.6	75	41/290	90.3
Opponents	435	207	2,833	47.6	6.5	21	4.8	13	3.0	64	43/362	72.4

1980 ★ DALLAS COWBOYS STATISTICS ★ 1980

SECOND PLACE, NFC EAST HEAD COACH: TOM LANDRY			
PRESEASON (3-1)			
Date	W/L	Score	Opponent
8/9	W	17-14	GREEN BAY
8/16	W	19-16	@ LA Rams
8/23	W	20-13	HOUSTON
8/30	L	10-31	PITTSBURGH
REGULAR SEASON (12-4)			
9/8	W	17-3	@ Washington
9/14	L	20-41	@ Denver
9/21	W	28-7	TAMPA BAY
9/28	W	28-17	@ Green Bay
10/5	W	24-3	N.Y. GIANTS
10/12	W	59-14	SAN FRANCISCO
10/19	L	10-17	@ Philadelphia
10/26	W	42-31	SAN DIEGO
11/2	W	27-24	@ St. Louis
11/9	L	35-38	@ N.Y. Giants
11/16	W	31-21	ST. LOUIS
11/23	W	14-10	WASHINGTON
11/27	W	51-7	SEATTLE
12/7	W	19-13	@ Oakland
12/15	L	14-38	@ LA Rams
12/21	W	35-27	PHILADELPHIA
1980 WILD CARD GAME			
12/28	W	34-13	L.A. RAMS
1980 DIVISIONAL PLAYOFF			
1/4/81	W	30-27	@ Atlanta
1980 NFC CHAMPIONSHIP GAME			
1/11/81	L	7-20	@ Philadelphia

TEAM STATISTICS	DALLAS	OPP
FIRST DOWNS	337	296
Rushing	143	98
Passing	171	160
Penalty	23	28
Third Down-Made/Att.	130/243	88/222
Third Down Efficiency	53.5	39.6
Fourth Down-Made/Att.	5/11	7/15
TOTAL NET YARDS	5,468	5,279
Avg. Per Game	341.8	329.9
Total Plays	1,075	996
Avg. Per Play	5.1	5.3
NET YARDS RUSHING	2,346	2,069
Avg. Per Game	146.6	129.3
Total Rushes	594	469
Avg. Per Rush	4.0	4.4
NET YARDS PASSING	3,104	3,205
Sacked/Yards Lost	31/252	43/358
Gross Yards	3,356	3,563
Attempts/Completions	449/265	484/231
Pct. of Completions	59.6	47.7
Had Intercepted	25	27
PUNTS/AVERAGE	71/40.8	78/43.5
Net Punting Average	34.8	34.7
PUNT RET./AVG.	55/10.5	31/6.6
KICKOFF RET./AVG.	59/21.7	73/21.5
INT./AVG. RET.	27/19.4	25/7.2
PENALTIES/YARDS	107/908	106/899
FUMBLE/BALL LOST	27/14	33/20
TOUCHDOWNS	60	38
Rushing	26	15
Passing	30	21
Returns	4	2
EXTRA POINTS/ATTEMPTS	59/60	38/38
FIELD GOALS/ATTEMPTS	11/17	15/28
AVG. TIME OF POSS.	32:46	27:14

RUSHING	ATT	YDS	AVG	LG	TD
Dorsett	278	1,185	4.3	56	11
Newhouse	118	451	3.8	29	6
Springs	89	326	3.7	20	6
J. Jones	41	135	3.4	9	0
D. White	27	114	4.2	48	1
Newsome	23	73	3.1	23	2
D. Pearson	3	31	10.3	32	0
Hill	4	17	6.8	15	0
DuPree	4	19	4.8	11	0
Carano	4	6	1.5	5	0
P. Pearson	3	6	2.0	2	0
Cowboys	594	2,373	4.0	56	26
Opponents	469	2,069	4.4	51	15

RECEIVING	NO	YDS	AVG	LG	TD
Hill	60	1,055	17.6	58	8
D. Pearson	43	568	13.2	30	6
Dorsett	34	263	7.7	27	0
DuPree	29	312	10.8	39	0
Saldi	25	311	12.4	43	1
P. Pearson	20	213	10.7	20	2
Johnson	19	263	13.7	29	4
Springs	15	212	14.1	58	1
Newhouse	8	75	9.4	18	0
J. Jones	5	39	7.8	16	0
Newsome	4	43	10.6	16	0
Cosbie	2	11	5.5	5	1
D. White	1	-9	-9.0	-9	0
Cowboys	265	3,356	12.7	58	30
Opponents	231	3,563	15.4	69	21

INTERCEPTIONS	NO	YDS	AVG	LG	TD
Thurman	5	114	22.8	78	1
Waters	5	78	15.6	29	0
Wilson	4	82	20.5	35	0
Mitchell	3	56	18.7	56	0
Breunig	3	34	11.3	15	0
Dickerson	2	46	23.0	34	0
Hegman	2	2	1.0	2	0
Cole	1	43	43.0	43	1
Dutton	1	38	38.0	38	1
Barnes	1	30	30.0	30	0
Cowboys	27	523	19.4	78	3
Opponents	25	179	7.2	36	1

PUNTING	NO	YDS	AVG	TB	IN20	LG	BL	NET
D. White	71	2,903	40.9	11	17	58	0	34.8
Cowboys	71	2,903	40.9	11	17	58	0	34.8
Opp.	76	3,304	43.5	6	14	58	0	34.7

PUNT RETURNS	NO	FC	YDS	AVG	LG	TD
J. Jones	54	4	548	10.1	52	0
Solomon	1	0	8	8.0	8	0
Cowboys	55	4	556	10.1	52	0
Opponents	31	10	206	6.6	27	0

KICKOFF RETURNS	NO	YDS	AVG	LG	TD
J. Jones	32	720	22.5	41	0
Newsome	12	293	24.4	36	0
Wilson	7	139	19.9	34	0
Hurt	4	71	17.8	24	0
Saldi	1	23	23.0	23	0
Cosbie	1	13	13.0	13	0
Waters	1	0	0.0	0	0
Cowboys	58	1,259	21.7	41	0
Opponents	73	1,568	21.5	53	0

SCORE BY	1	2	3	4	OT	T
QUARTERS						
Cowboys	96	153	86	119	-	454
Opponents	66	123	44	78	-	311

FIELD GOALS	11-19	20-29	30-39	40-49	50-59
Septien	1-1	3-4	6-6	0-3	1-3
Cowboys	1-1	3-4	6-6	0-3	1-3
Opponents	1-1	5-8	3-7	4-9	2-3

Septien: (19),(30,37),(1),(1),(38,27),(26,40M), (33),(43M,42M,44M),(28,32),(1),(23),(1),(1), (52,34),(51M),(1)

Opponents: (45M,29M,45),(46,55),(22,35M),(1), (33M,53M,51),(1),(35,38M),(45,45M), (42),(27),(44M),(34),(1),(22,41M,38), (33M,27),(43M,27M,29,25M,19)

SCORING	TDR	TDP	TDR1	FG	PAT	S	TP
Septien	0	0	0	11/17	59/60	-	92
Dorsett	11	0	0	0/0	0/0	0	66
Springs	6	1	0	0/0	0/0	0	48
DuPree	0	7	0	0/0	0/0	0	42
Newhouse	6	0	0	0/0	0/0	0	36
D. Pearson	0	6	0	0/0	0/0	0	36
Johnson	0	4	0	0/0	0/0	0	24
Newsome	2	0	0	0/0	0/0	0	12
P. Pearson	0	2	0	0/0	0/0	0	12
Cosbie	0	1	0	0/0	0/0	0	6
Saldi	0	1	0	0/0	0/0	0	6
Thurman	0	0	1a	0/0	0/0	0	6
Dutton	0	0	1b	0/0	0/0	0	6
Hegman	0	0	1c	0/0	0/0	0	6
Cole	0	0	1d	0/0	0/0	0	6
D. White	1	0	0	0/0	0/0	0	6
Cowboys	26	30	4	11/17	59/60	-	1,454
Opponents	15	21	2	15/28	38/38	-	911

- a 78 int return vs. St. Louis (11/2)
- b 38 int return vs. N.Y. Giants (10/5)
- c 0 fumble return in end zone vs. Phi (10/19)
- d 43 int return vs. Washington (11/23)
- + Zorn grounding in end zone vs. Seattle (11/27)

* Thompson 32 fumble return vs. Denver (9/14)
Lowie 16 int return vs. San Diego (10/26)

USUAL STARTERS			
WR	Tony Hill (13)	LE	Ed Jones
	Jay Saldi (3)	LT	Larry Cole
LG	Pat Donovan	RE	Randy White
LT	Herb Scott	RLB	Mike Hegman
C	John Fitzgerald	LLB	Mike Hegman
RG	Tom Rafferty	MLB	Bob Breunig
TE	Jim Cooper	RLB	D.D. Lewis
RT	Billy Joe DuPree	LCB	Steve Wilson (10)
WR	Drew Pearson		Benny Barnes (6)
QB	Danny White	RCB	Aaron Mitchell
RB	Tony Dorsett	SS	Charlie Waters
FB	Robert Newsome (10)	FS	Shenise Thurman
	Ron Springs (5)		
K	Raphel Septien	Pro Bowlers in Bold	
P	Danny White		

PASSING	ATT	COMP	YDS	PCT	AVG	PCT	PCT	LG	SKS/YDS	RATING
D. White	436	260	3,287	59.6	7.5	28	6.4	25	5.7	58
Carano	12	5	69	41.7	5.8	2	16.6	0	0.0	25
Dorsett	1	0	0.0	0.0	0.0	0	0	0.0	0	0/0
Cowboys	449	265	3,356	59.0	7.5	30	6.7	25	5.7	58
Opponents	484	231	3,563	47.7	7.4	21	4.3	27	5.6	69

1981 ★ DALLAS COWBOYS STATISTICS ★ 1981

STAFF PLAYERS 2021 SEASON RECORDS PLAYOFF RECORDS 1981 STATISTICS SIDELINES

FIRST PLACE, NFC EAST HEAD COACH: TOM LANDRY			
PRESEASON (2-2)			
Date	W/L	Score Opponent	Att.
8/8	L	17-21 GREEN BAY	55,987
8/15	L	21-33 @ LA Rams	61,459
8/22	W	24-14 PITTSBURGH	63,504
8/29	W	28-20 HOUSTON	63,799
REGULAR SEASON (12-4)			
9/6	W	26-10 @ Washington	55,045
9/13	W	30-17 ST. LOUIS	63,602
9/21	W	35-21 @ New England	60,311
9/27	W	18-10 N.Y. GIANTS	63,449
10/4	L	17-20 @ St. Louis	49,777
10/11	L	14-45 @ San Francisco	57,574
10/18	W	29-17 L.A. RAMS	64,649
10/25	W	28-27 MIAMI	64,221
11/1	W	17-14 @ Philadelphia	72,111
11/9	W	27-14 BUFFALO	62,583
11/15	L	24-27 @ Detroit	79,694
11/22	W	24-10 WASHINGTON	64,583
11/26	W	10-9 CHICAGO	63,499
12/6	W	37-13 @ Baltimore	54,871
12/13	W	21-10 PHILADELPHIA	64,955
12/19	L	10-13 @ N.Y. Giants (OT)	73,009
1981 DIVISIONAL PLAYOFF			
1/2/82	W	38-0 TAMPA BAY	64,848
1981 NFC CHAMPIONSHIP GAME			
1/10/82	L	27-28 @ San Francisco	60,525

TEAM STATISTICS			DALLAS	OPP
FIRST DOWNS	321	286
Rushing	137	107
Passing	158	160
Penalty	26	18
Third Down-Made/Att.	99/244	72/211
Third Down Efficiency	40.6	34.1
Fourth Down-Made/Att	5/11	7/15
TOTAL NET YARDS	5,880	5,419
Avg. Per Game	367.5	338.7
Total Plays	1,100	1,021
Avg. Per Play	5.3	5.3
NET YARDS RUSHING	2,711	2,049
Avg. Per Game	169.4	128.0
Total Rushes	630	468
Avg. Per Rush	4.3	4.4
NET YARDS PASSING	3,169	3,370
Sacked/Yards Lost	31/245	42/347
Gross Yards	3,414	3,717
Attempts/Completions	439/241	511/236
Pct. of Completions	54.9	46.2
HAD Intercepted	15	37
PUNTS/AVERAGE	83/40.3	80/41.1
Net Punting Average	35.8	36.4
PUNT RET./AVG.	45/5.2	38/6.1
KICKOFF RET./AVG.	54/18.2	71/21.2
INT./AVG. RET.	37/13.0	15/8.3
PENALTIES/YARDS	103/839	104/837
FUMBLES/BALL LOST	45/20	43/16
TOUCHDOWNS	40	34
Rushing	15	16
Passing	24	17
Returns	1	1
EXTRA POINTS/ATTEMPTS	40/40	31/34
FIELD GOALS/ATTEMPTS	27/35	14/29
AVG. TIME OF POSS.	31:47	28:13

RUSHING						
Dorsett	342	1,646	4.8	75	4	
Springs	172	625	3.6	16	10	
J. Jones	34	183	5.3	59	1	
D. White	38	104	2.7	17	0	
Newsome	13	38	2.9	7	0	
Newhouse	14	33	2.3	6	0	
Cosbie	4	33	8.3	15	0	
Pearson	3	31	10.3	25	0	
DuPree	1	12	12.0	12	0	
Carano	8	9	1.1	11	0	
Hill	1	3	3.0	3	0	
Cowboys	630	2,711	4.3	75	15	
Opponents	468	2,049	4.4	38	16	

RECEIVING						
Hill	46	953	20.7	63	4	
Springs	46	359	7.8	32	2	
Pearson	38	614	16.2	42	3	
Dorsett	32	325	10.2	73	2	
Johnson	25	552	22.1	55	2	
DuPree	19	214	11.3	33	5	
Cosbie	17	225	13.2	28	5	
Saldi	8	82	10.2	14	1	
J. Jones	6	37	6.2	16	0	
Donley	3	32	10.7	17	0	
Newhouse	1	21	21.0	21	0	
Cowboys	241	3,414	14.2	73	24	
Opponents	236	3,717	15.8	81	17	

INTERCEPTIONS						
Walls	11	133	12.1	33	0	
Thurman	9	187	20.8	96	0	
Downs	7	81	11.6	21	0	
Waters	3	21	7.0	21	0	
Breunig	2	8	4.0	8	0	
Wilson	2	0	0.0	0	0	
Brown	1	28	28.0	28	0	
Barnes	1	24	24.0	24	0	
Lewis	1	0	0.0	0	0	
Cowboys	37	482	13.0	96	0	
Opponents	15	124	8.3	41	0	

PUNTING NO						
D. White	81	3,284	40.8	7	19	60
Septien	2	62	31.0	0	33	0
Cowboys	83	3,346	40.3	7	19	60
Opp.	80	3,289	41.1	7	17	57

PUNT RETURNS NO						
J. Jones	33	2	188	5.7	17	0
Fellows	11	1	44	4.4	10	0
Donley	1	0	3	3.0	3	0
Thurman	0	1	0	0.0	0	0
Wilson	0	1	0	0.0	0	0
Cowboys	45	5	235	5.2	17	0
Opponents	38	8	231	6.1	21	0

KICKOFF RETURNS NO						
J. Jones	27	517	19.1	33	0	
Newsome	12	228	19.0	27	0	
Fellows	8	170	21.3	31	0	
Newhouse	3	34	10.4	12	0	
Wilson	2	32	16.0	17	0	
Cosbie	1	0	0.0	0	0	
Cowboys	54	981	18.2	33	0	
Opponents	71	1,508	21.2	65	0	

		AVG	PCT	PCT	PCT	PCT	LG	SKS/YDS	RATING
D. White	391	223	3,098	57.0	7.9	22	5.6	13	3.3
Carano	45	16	235	35.5	5.2	1	2.2	1	2.2
Pearson	2	2	81	100.0	40.5	1	50.0	0	0.0
Springs	1	0	0	0.0	0.0	0	1	0.0	0.0
Cowboys	439	241	3,414	54.9	7.8	24	5.5	15	3.4
Opponents	511	236	3,717	46.2	7.3	17	3.3	37	7.2

SCORE BY QUARTERS						
Cowboys	95	104	57	111	0	367
Opponents	61	81	79	53	3	277

FIELD GOALS						
Septien	1-1	11-11	20-29	30-39	40-49	50+
Cowboys	1-1	11-11	8-9	7-12	0-2	
Opponents	2-2	2-5	3-6	7-14	1-2	

Septien: (29,42,23,18),(47,32,25), (26,40M,26,26,25),(36,20,21),(26),(), (40,39),(48M),(39),(47,31),(43),(25,35M), (41,50M,42M),(42,35,31),(47M,43M), (60M,36)

Opponents: (47M,42),(44M,24),(43M), (36M,42,58M),(19,37),(18,40),(40),(), (34M),(),(37,47),(27M,26,47M), (43,40M,49M),(),(49M,50), (21M,27M,40,33M,35)

SCORING									
Septien	TDR	TDP	TDRi	FG	PAT	S	TP		
Septien	0	0	0	27/35	40/40	0	121		
Springs	10	2	0	0/0	0/0	0	72		
Dorsett	4	2	0	0/0	0/0	0	36		
Johnson	0	5	0	0/0	0/0	0	30		
Cosbie	0	5	0	0/0	0/0	0	30		
Hill	0	4	0	0/0	0/0	0	24		
Pearson	0	3	0	0/0	0/0	0	18		
DuPree	0	2	0	0/0	0/0	0	12		
Saldi	0	1	0	0/0	0/0	0	6		
Barnes	0	0	1a	0/0	0/0	0	6		
J. Jones	1	0	0	0/0	0/0	0	6		
Team	0	0	0	0/0	0/0	0	6		
Cowboys	15	24	1	27/35	40/40	0	267		
Opponents	16	17	1*	14/29	31/34	0	377		

a 72 fumble return vs. San Francisco (10/11)
* Lott 41 int return vs. San Francisco (10/11)

USUAL STARTERS			
WR	Tony Hill (9)	LE	Ed Jones
	Butch Johnson (6)	LT	John Dutton
LT	Pat Donovan	RT	Randy White
LG	Herb Scott	RE	Harvey Martin
C	Tom Rafterty (13)	LLB	Mike Hegman (10)
	Robert Shaw (3)		Guy Brown (6)
RG	Kurt Peterson	MLB	Bob Breunig
RT	Jim Cooper	RLB	D.D. Lewis
TE	Billy Joe DuPree	LCB	Everson Walls (12)
WR	Drew Pearson		Steve Wilson (4)
QB	Danny White	RCB	Dennis Thurman
RB	Tony Dorsett	SS	Charlie Waters
FB	Ron Springs (13)	FS	Michael Downs
	Jay Saldi (3)		
K	Raphael Septien	Pro Bowlers in Bold	
P	Danny White		

1983 ★ DALLAS COWBOYS STATISTICS ★ 1983

STAFF PLAYERS RECORDS PLAYOFF RECORDS STATISTICS SIDELINES

SECOND PLACE, NFC EAST HEAD COACH: TOM LANDRY			
PRESEASON (3-1)			
Date	W/L	Score	Opponent
8/6	W	20-17	MIAMI
8/15	W	30-7	@ LA Rams
8/20	L	7-24	PITTSBURGH
8/27	W	34-31	HOUSTON
REGULAR SEASON (12-4)			
9/5	W	31-30	@ Washington
9/11	W	34-17	@ St. Louis
9/18	W	28-13	N.Y. GIANTS
9/25	W	21-20	NEW ORLEANS
10/2	W	37-24	@ Minnesota
10/9	W	27-24	TAMPA BAY (OT)
10/16	W	37-7	PHILADELPHIA
10/23	L	38-40	L.A. RAIDERS
10/30	W	38-20	@ N.Y. Giants
11/6	W	27-20	@ Philadelphia
11/13	L	29-24	@ San Diego
11/20	W	41-21	KANSAS CITY
11/24	W	35-17	L.A. LOUIS
12/4	W	35-10	@ Seattle
12/11	L	10-31	WASHINGTON
12/19	L	17-42	@ San Francisco
1983 WILD CARD GAME			
12/26	L	17-24	L.A. RAMS

TEAM STATISTICS			DALLAS	OPP
FIRST DOWNS	342	286
Rushing	109	82
Passing	205	181
Penalty	28	23
Third Down-Made/Att.	94/225	80/222
Third Down Efficiency	41.8	36.0
Fourth Down-Made/Att	4/9	9/17
TOTAL NET YARDS	5,959	5,427
Avg. Per Game	372.4	339.2
Total Plays	1,110	1,025
Avg. Per Play	5.4	5.3
NET YARDS RUSHING	2,117	1,499
Avg. Per Game	132.3	93.7
Total Rushes	519	410
Avg. Per Rush	4.1	3.7
NET YARDS PASSING	3,842	3,928
Sacked/Yards Lost	37/314	57/437
Gross Yards	4,156	4,365
Attempts/Completions	554/346	558/299
Pct. of Completions	62.5	53.6
Had Intercepted	25	27
PUNTS/AVERAGE	83/39.4	84/41.9
Net Punting Average	31.4	34.0
PUNT RET./AVG.	51/9.0	53/11.1
KICKOFF RET./AVG.	70/19.3	78/23.2
INT./AVG. RET.	27/17.3	25/14.3
PENALTIES/YARDS	99/847	100/873
FUMBLES/BALL LOST	30/14	31/21
TOUCHDOWNS	59	59
Rushing	21	12
Passing	31	27
Returns	7	3
EXTRA POINTS/ATTEMPTS	57/59	42/42
FIELD GOALS/ATTEMPTS	22/27	22/30
AVG. TIME OF POSS.	33:08	26:52

RUSHING	ATT	YDS	AVG	LG	TD
Dorsett	289	1,321	4.6	77	8
Springs	149	541	3.6	19	7
Newsome	44	185	4.2	20	2
Newhouse	9	34	3.8	8	0
D. White	18	31	1.7	22	4
Pearson	2	13	6.5	10	0
T. Hill	1	2	2.0	2	0
Johnson	1	0	0.0	0	0
Hogeboom	6	-10	-1.7	-1	0
Cowboys	519	2,117	4.1	77	21
Opponents	410	1,499	3.7	32	12

RECEIVING	NO	YDS	AVG	LG	TD
Springs	73	589	8.1	80	7
T. Hill	49	801	16.4	75	1
Pearson	47	545	11.6	32	5
Cosbie	46	588	12.8	61	6
Johnson	41	561	13.7	46	3
Dorsett	40	287	7.2	19	1
Donley	18	370	20.6	47	2
Newsome	18	250	13.9	52	4
DuPree	12	142	11.8	28	1
D. White	1	15	15.0	15	1
Rafferty	1	8	8.0	8	0
Cowboys	346	4,156	12.0	80	31
Opponents	299	4,365	14.6	83	27

INTERCEPTIONS	NO	YDS	AVG	LG	TD
Thurman	6	49	8.2	34	0
Fellows	5	139	27.8	58	1
Downs	4	80	20.0	28	0
Walls	4	70	17.5	37	0
Clinkscale	2	68	34.0	68	1
T. Hill	2	12	6.0	12	0
Bates	1	29	29.0	29	0
Jones	1	12	12.0	12	0
Dickerson	1	8	8.0	8	0
Breung	1	0	0.0	0	0
Cowboys	27	467	17.3	68	2
Opponents	25	358	14.3	48	1

PUNTING NO	YDS	AVG	TD	INT	LG	BL	NET
D. White	38	1,543	40.6	3	60	1	36.0
Warren	39	1,551	39.8	1	8	54	32.0
Miller	5	178	35.6	0	2	43	21.2
Cowboys	83	3,272	39.4	4	16	54	31.4
Opp.	84	3,515	41.9	10	23	59	34.0

PUNT RETURNS NO	FC	YDS	AVG	LG	TD	
R. Hill	30	2	232	7.7	37	0
Fellows	10	3	75	7.5	14	0
Allen	9	1	153	17.0	68	1
Donley	1	0	1	1.0	1	0
Newhouse	1	0	0	0.0	0	0
Cowboys	51	6	461	9.0	68	1
Opponents	53	9	588	11.1	56	0

KICKOFF RETURNS	NO	YDS	AVG	LG	TD
Fellows	43	855	19.9	53	0
R. Hill	13	243	18.7	40	0
Allen	8	178	22.3	31	0
Cosbie	2	17	8.5	10	0
Newsome	1	28	28.0	28	0
McSwain	1	17	17.0	17	0
Springs	1	13	13.0	13	0
Huther	1	0	0.0	0	0
Cowboys	70	1,351	19.3	53	0
Opponents	78	1,806	23.2	66	0

SCORE BY	1	2	3	4	OT	T
QUARTERS						
Cowboys	75	154	79	168	3	479
Opponents	120	84	70	86	0	360

FIELD GOALS	11-19	20-29	30-39	40-49	50+
Septien	0-0	0-5	8-8	9-12	0-2
Cowboys	0-0	5-5	8-8	9-12	0-2
Opponents	2-2	8-8	7-8	4-8	1-4
Septien:	(26), (45,24), (0), (41,34), (45,53M,45,35), (41,48M,42), (31,46,34), (23), (42M,36), (39,23), (50M,37), (25,40), (0), (0), (35), (47,46M)				
Opponents:	(23,30,39,31M), (23), (31,27), (45M,19,42,43B), (41), (48,47M), (0), (37,24,26,26), (17,29), (52M,19,37), (37), (51M), (42), (54), (49M,38), (52M)				

SCORING	TDR	TDP	TDR:FG	PAT	S	TP
Septien	0	0	0	22/27	57/59	0 123
Dorsett	8	1	0	0/0	0/0	0 54
Springs	7	1	0	0/0	0/0	0 48
T. Hill	0	7	0	0/0	0/0	0 42
Cosbie	0	6	0	0/0	0/0	0 36
Newsome	2	4	0	0/0	0/0	0 36
Pearson	0	5	0	0/0	0/0	0 30
D. White	4	1	0	0/0	0/0	0 30
Johnson	0	3	0	0/0	0/0	0 18
Donley	0	2	0	0/0	0/0	0 12
Fellows	0	0	2a	0/0	0/0	0 12
Allen	0	0	1b	0/0	0/0	0 6
Clinkscale	0	0	1c	0/0	0/0	0 6
Downs	0	0	1d	0/0	0/0	0 6
DuPree	0	1	0	0/0	0/0	0 6
Hegman	0	0	2e	0/0	0/0	0 6
Thurman	0	0	1f	0/0	0/0	0 6
Dickerson	0	0	0	0/0	0/0	1+ 2
Cowboys	21	31	7	22/27	57/59	1 479
Opponents	12	27	3	23/30	42/42	0 360

- a 62 blocked FG return vs. New Orleans (9/25)
- 58 int return vs. Minnesota (10/2)
- b 68 punt return vs. Kansas City (11/20)
- c 68 int return vs. New York (9/18)
- d 10 fumble return vs. New York (9/18)
- e 9 fumble return vs. Los Angeles (10/23)
- f 0 fumble recovery vs. St. Louis (9/11)
- + tackle Stabler in end zone vs. NO (9/25)
- * Nelson 21 blocked punt return vs. S.D. (11/13)
- Wright 48 int. return vs. San Francisco (12/19)
- McLemore 56 punt return vs. SF (12/19)

USUAL STARTERS			
WR	Tony Hill (9)	LE	Ed Jones
	Butch Johnson (3)	LT	Rohn Dutton
LT	Billy Joe DuPree (3)	RT	Randy White
LG	Pat Donovan	RE	Harvey Martin
LG	Herb Scott	LLB	Mike Hegman
C	Tom Rafferty	MLB	Bob Breung
RC	Kurt Peterson	RLB	Anthony Dickerson
RT	Jim Cooper	RCB	Everson Walls
TE	Doug Cosbie	RCB	Dennis Thurman
WR	Drew Pearson	SS	Dorsett Clinkscale
QB	Danny White	FS	Michael Downs
RB	Tony Dorsett		
FB	Ron Springs	P	Danny White (10)
			Ron Warren (3)
K	Raphael Septien		Pro Bowlers in Bold

	AVG	PCT	PCT									
PASSING	ATT	COMP	YDS	PCT	ATT	TD	TD	INT	INT	LG	SKS/YDS	RATING
D. White	533	334	3,980	62.7	7.5	29	5.4	23	4.3	80	37/314	85.6
Hogeboom	17	11	161	64.7	9.5	1	5.9	1	5.9	24	0/0	90.6
Springs	2	1	15	50.0	7.5	1	50.0	0	0.0	15	0/0	121.0
Dorsett	1	0	0	0.0	0.0	0	0.0	0	0.0	0	0/0	39.6
Pearson	1	0	0	0.0	0.0	0	0.0	1	100.0	0	0/0	39.6
Cowboys	554	346	4,156	62.5	7.5	31	5.6	25	4.5	80	37/314	85.2
Opponents	558	299	4,365	53.6	7.8	27	4.8	27	4.8	83	57/437	75.3

1984 ★ DALLAS COWBOYS STATISTICS ★ 1984

FOURTH PLACE, NFC EAST HEAD COACH: TOM LANDRY			
PRESEASON (3-1)			
Date	W/L	Score	Opponent
8/4	W	31-17	GREEN BAY
8/11	W	24-13	@ San Diego
8/16	L	10-20	PITTSBURGH
8/25	W	31-24	HOUSTON
REGULAR SEASON (9-7)			
9/3	W	20-13	@ LA Rams
9/9	L	7-28	@ N.Y. Giants
9/16	W	23-17	PHILADELPHIA
9/23	W	20-16	GREEN BAY
9/30	W	23-14	@ Chicago
10/7	L	20-31	ST. LOUIS
10/14	L	14-34	@ Washington
10/21	W	30-27	NEW ORLEANS (OT)
10/28	W	22-3	INDIANAPOLIS
11/4	L	7-19	N.Y. GIANTS
11/11	W	24-17	@ St. Louis
11/18	L	3-14	@ Buffalo
11/22	W	20-17	NEW ENGLAND
12/2	W	26-10	@ Philadelphia
12/9	L	28-30	WASHINGTON
12/17	L	21-28	@ Miami

TEAM STATISTICS	DALLAS	OPP
FIRST DOWNS	323	283
Rushing	93	106
Passing	202	155
Penalty	28	22
Third Down-Made/Att.	83/236	83/247
Third Down Efficiency	34.9	33.6
Fourth Down-Made/Att.	3/7	5/16
TOTAL NET YARDS	5,320	5,036
Avg. Per Game	332.5	314.8
Total Plays	1,121	1,094
Avg. Per Play	4.8	4.6
NET YARDS RUSHING	1,714	2,226
Avg. Per Game	107.1	139.1
Total Rushes	469	510
Avg. Per Rush	3.7	4.4
NET YARDS PASSING	3,606	2,810
Sacked/Yards Lost	48/389	57/390
Gross Yards	3,995	3,200
Attempts/Completions	604/322	527/250
Pct. of Completions	53.3	47.4
Had Intercepted	26	28
PUNTS/AVERAGE	108/38.2	99/42.8
Net Punting Average	34.0	36.3
PUNT RET./AVG.	54/8.3	55/4.2
KICKOFF RET./AVG.	63/19.0	65/20.2
INT./AVG. RET.	28/10.6	26/14.7
PENALTIES/YARDS	100/947	93/854
FUMBLES/BALL LOST	35/17	35/16
TOUCHDOWNS	34	36
Rushing	12	8
Passing	19	23
Returns	3	5
EXTRA POINTS/ATTEMPTS	33/34	35/36
FIELD GOALS/ATTEMPTS	23/29	19/28
AVG TIME OF POSSESSION	29:06	31:06

	PASSING	ATT	COMP	YDS	PCT	ATT	TD	TD	INT	INT	LG	SKS/YDS	RATING
Hogeboom	367	195	2,366	53.1	6.5	7	1.9	14	3.8	68†	26/211	63.7	
D. White	233	126	1,580	54.1	6.8	11	4.7	11	4.7	66†	22/178	71.5	
Renfro	2	1	49	50.0	24.5	1	5.0	0	0.0	49†	0/0	135.4	
Springs	1	0	0	0.0	0.0	0	0.0	0	0.0	0	0/0	39.6	
Dorsett	1	0	0	0.0	0.0	0	0.0	1	100.0	0	0/0	0.0	
Cowboys	604	322	3,995	53.3	6.6	19	3.2	26	4.3	68†	48/389	66.6	
Opponents	527	250	3,200	47.4	6.1	23	4.4	28	5.3	80†	57/390	59.3	

RUSHING	ATT	YDS	AVG	LG	TD
Dorsett	302	1,189	3.9	31†	6
Newsome	66	268	4.1	30	5
Springs	68	197	2.9	16	1
D. White	6	21	3.5	8	0
Hogeboom	15	19	1.3	11	0
J. Jones	8	13	1.6	6	0
T. Hill	1	7	7.0	7	0
Donley	2	5	2.5	6	0
Smith	1	-5	-5.0	-5	0
Cowboys	469	1,714	3.7	31†	12
Opponents	510	2,226	4.4	85	8

RECEIVING	NO	YDS	AVG	LG	TD
Cosbie	60	789	13.2	36	4
Hill	58	864	14.9	66†	5
Dorsett	51	459	9.0	68†	1
Springs	46	454	9.9	57†	3
Renfro	35	583	16.7	60†	2
Donley	32	473	14.8	49†	2
Newsome	26	263	10.1	29	0
J. Jones	7	57	8.1	19	1
Cornwell	2	23	11.5	13	1
Harris	1	9	9.0	9	0
Phillips	1	6	6.0	6	0
Pozderac	1	1	1.0	1	0
Carmichael	1	7	7.0	7	0
Smith	1	7	7.0	7	0
Cowboys	322	3,995	12.4	68†	19
Opponents	250	3,200	12.8	80†	23

INTERCEPTIONS	NO	YDS	AVG	LG	TD
Downs	7	126	18.0	27†	1
Thurman	5	81	16.2	43	1
Clinkscale	3	32	10.7	23	0
Walls	3	12	4.0	12	0
Fellows	3	3	1.0	3	0
Hegman	3	3	1.0	3	0
Lockhart	1	32	32.0	32	0
Scott	1	5	5.0	5	0
Bates	1	3	3.0	3	0
Dickerson	1	0	0.0	0	0
Cowboys	28	297	10.6	43	2
Opponents	26	372	14.3	49†	4

PUNTING	NO	YDS	AVG	TB	IN20	LG	BL	NET
D. White	82	3,151	38.4	8	21	54	0	36.0
Warren	21	799	38.1	3	4	48	0	32.0
Miller	5	173	34.6	0	1	41	0	21.2
Cowboys	108	4,123	38.2	11	25	54	0	34.0
Opp.	99	4,236	42.8	10	23	59	1	36.3

PUNT RETURNS	NO	FC	YDS	AVG	LG	TD
Allen	54	15	446	8.3	18	0
Cowboys	54	15	446	8.3	18	0
Opponents	55	19	230	4.2	19	0

KICKOFF RETURNS	NO	YDS	AVG	LG	TD
Allen	33	666	20.2	34	0
McSwain	20	403	20.2	32	0
Fellows	6	94	15.7	23	0
Salonen	2	30	15.0	22	0
Granger	2	6	3.0	5	0
Cowboys	63	1,199	19.0	34	0
Opponents	65	1,310	20.2	64	0

SCORE BY	QUARTERS	1	2	3	4	OT	T
Cowboys		65	89	56	95	3	308
Opponents		64	81	91	72	0	308

FIELD GOALS	11-19	20-29	30-39	40-49	50-53
Septien	2-2	6-7	9-9	4-8	2-3
Cowboys	2-2	6-7	9-9	4-8	2-3
Opponents	0-0	8-8	7-9	2-8	2-3

Septien: (31,52),(),(28M,47,51,30),(32,42),
(44,32,23),(52M,35,36),(),(36,27,41),
(19,19,24),(),(42M,35,48M,45B),
(20,47M),(28,23),(32),(),()

Opponents: (31,36),(),(39,39M),(37M),(41M,43M),
(48M,22),(20,22,47M),(49,50,45M),(52),
(40,38,23,27),(49B,30),(),(29,56M),
(23),(31,34,21),()

SCORING	TDR	TDP	TDR†	FG	PAT	S	TP
Septien	0	0	0	23/29	33/34	0	102
Dorsett	6	1	0	0/0	0/0	0	42
T. Hill	0	5	0	0/0	0/0	0	30
Newsome	5	0	0	0/0	0/0	0	30
Cosbie	0	4	0	0/0	0/0	0	24
Springs	1	3	0	0/0	0/0	0	24
Donley	0	2	0	0/0	0/0	0	12
Renfro	0	2	0	0/0	0/0	0	12
Cornwell	0	1	0	0/0	0/0	0	6
Downs	0	0	1a	0/0	0/0	0	6
Jeffcoat	0	0	1b	0/0	0/0	0	6
J. Jones	0	1	0	0/0	0/0	0	6
Thurman	0	0	1c	0/0	0/0	0	6
Dutton	0	0	0	0/0	0/0	1+	2
Cowboys	12	19	3	23/29	33/34	1	308
Opponents	8	23	5*	19/28	35/36	0	308

- a 27 int return vs. New England (11/22)
b 0 fumble recovery vs. New Orleans (10/21)
c 38 int return vs. Philadelphia (12/2)
+ tackle in end zone vs. Philadelphia (12/2)

- * Headen 81 fumble return vs. N.Y. Giants (9/9)
R. Brown 5 int. return vs. Green Bay (9/23)
Coleman 49 int. return vs. Washington (10/14)
Winston 43 int. return vs. New Orleans (10/21)
Green 32 int return vs. Washington (12/9)

USUAL STARTERS					
WR	Tony Hill (11)	LE	Ed Jones		
	Doug Donley (4)	LT	John Dutton		
LT	Phil Pozderac (7)	RT	Randy White		
	Herb Scott (5)	RE	Jim Jeffcoat		
	Howard Richards (4)	LLB	Mike Hegman		
LG	Glen Tiensoer (12)	MLB	Bob Breunig (8)		
	Herb Scott (4)	LCB	Eugene Lockhart (8)		
C	Tom Rafferty	RLB	Anthony Dickerson		
RG	Jim Cooper (7)	LCB	Everson Walls		
RT	Phil Pozderac (7)	RCB	Ron Fellows		
RB	Kurt Peterson	SS	Dextor Clinkscale		
TE	Doug Costie	FS	Michael Downs		
WR	Mike Renfro (11)				
	Doug Donley (5)	K	Raphael Septien		
QB	Gary Hogeboom (10)	P	Danny White (12)		
	Danny White (6)		John Warren (3)		
RB	Timmy Newsome (4)	ST	Bill Bates		

Pro Bowlers in Bold

1985 ★ DALLAS COWBOYS STATISTICS ★ 1985

STAFF PLAYERS 2021 SEASON RECORDS PLAYOFF RECORDS 1985 STATISTICS SIDELINES

FIRST PLACE, NFC EAST HEAD COACH: TOM LANDRY

PRESEASON (4-0)

Date	W/L	Score	Opponent	Att.
8/10	W	27-3	GREEN BAY	41,847
8/17	W	27-24	@ San Diego (OT)	48,956
8/26	W	15-13	CHICAGO	49,540
8/31	W	20-10	HOUSTON	53,812

REGULAR SEASON (10-6)

9/9	W	44-14	WASHINGTON	62,292
9/15	L	21-26	@ Detroit	72,985
9/22	W	20-7	CLEVELAND	61,456
9/29	W	17-10	@ Houston	49,686
10/6	W	30-29	@ N.Y. Giants	74,981
10/13	W	27-13	PITTSBURGH	62,932
10/20	L	14-16	@ Philadelphia	70,114
10/27	W	24-10	ATLANTA	57,941
11/4	L	10-21	@ St. Louis	49,347
11/10	W	13-7	@ Washington	55,750
11/17	L	0-44	CHICAGO	63,855
11/24	W	34-17	PHILADELPHIA	54,047
11/28	W	35-17	ST. LOUIS	54,125
12/8	L	24-50	@ Cincinnati	56,936
12/15	W	28-21	N.Y. GIANTS	62,310
12/22	L	16-31	@ San Francisco	60,114

1985 DIVISIONAL PLAYOFF

1/4/86	L	0-20	@ LA Rams	66,351
--------	---	------	-----------	--------

TEAM STATISTICS

	DALLAS	OPP
FIRST DOWNS	336	312
Rushing	95	98
Passing	208	193
Penalty	33	21
Third Down-Made/Att.	96/227	87/228
Third Down Efficiency	42.3	38.2
Fourth Down-Made/Att.	5/9	7/17
TOTAL NET YARDS	5,602	5,608
Avg. Per Game	350.1	350.5
Total Plays	1,093	1,076
Avg. Per Play	5.1	5.2
NET YARDS RUSHING	1,741	1,853
Avg. Per Game	108.8	115.8
Total Rushes	462	465
Avg. Per Rush	3.8	4.0
NET YARDS PASSING	3,861	3,755
Sacked/Yards Lost	44/75	62/459
Gross Yards	4,236	4,214
Attempts/Completions	587/944	549/279
Pct. of Completions	58.6	50.8
Had Intercepted	25	33
PUNTS/AVERAGE	83/41.4	78/41.3
Net Punting Average	35.3	36.7
PUNT RET./AVG.	40/5.9	44/6.5
KICKOFF RET./AVG.	62/19.5	68/19.3
INT./AVG. RET.	33/8.0	25/12.8
PENALTIES/YARDS	100/759	108/990
FUMBLES/BALL LOST	29/16	24/15
TOUCHDOWNS	43	40
Rushing	11	18
Passing	27	20
Returns	5	2
EXTRA POINTS/ATTEMPTS	42/43	37/40
FIELD GOALS/ATTEMPTS	19/28	18/27
AVG TIME OF POSSESSION	30:34	29:26

RUSHING	ATT	YDS	AVG	LG	TD
Dorsett	305	1,307	4.3	60t	7
Newsome	88	252	2.9	15	2
Hogeboom	8	48	6.0	15	1
D. White	22	44	2.0	21	1
Williams	13	40	3.1	9	0
Lavette	13	34	2.6	10	0
Fowler	7	25	3.6	6	0
J. Jones	1	0	0.0	0	0
Banks	1	-1	-1.0	-1	0
Pelluer	3	-2	-0.7	1	0
Hill	1	-6	-6.0	-6	0
Cowboys	462	1,741	3.8	60t	11
Opponents	465	1,853	4.0	74t	18

RECEIVING	NO	YDS	AVG	LG	TD
Hill	74	1,113	15.0	53t	7
Cosbie	64	793	12.4	42	6
Renfro	60	955	15.9	58t	8
Dorsett	46	449	9.8	56t	3
Newsome	46	361	7.9	24	1
J. Jones	24	179	7.5	35	0
Powe	15	237	16.9	34	0
Cornwell	6	77	12.8	32	1
Fowler	5	24	4.8	10	0
Gonzalez	3	28	9.3	13	0
D. White	1	12	12.0	12t	1
Lavette	1	8	8.0	8	0
Cowboys	344	4,236	12.3	58t	27
Opponents	279	4,214	15.1	70t	20

INTERCEPTIONS	NO	YDS	AVG	LG	TD
Walls	9	31	3.4	19	0
Thurman	5	21	4.2	21t	1
Fellows	4	52	13.0	29	0
Bates	4	15	3.8	8	0
Clinkscale	3	16	5.3	11	0
Downs	3	11	3.7	11	0
Scott	2	26	13.0	26t	1
Jeffcoat	1	65	65.0	65t	1
Lockhart	1	19	19.0	19t	1
Hegman	1	7	7.0	7	0
Cowboys	33	263	8.0	65t	4
Opponents	25	319	12.8	47	2

PUNTING NO	YDS	AVG	TB	IN20	LG	BL	NET
Saxon	82	3,396	41.9	20	57	1	35.6
D. White	1	43	43.0	1	43	0	36.0
Cowboys	83	3,439	41.4	21	57	1	35.3
Opp.	78	3,218	41.3	6	23	60	1

PUNT RETURNS NO	FC	YDS	AVG	LG	TD	
Bates	22	6	152	6.9	21	0
Gonzalez	15	5	58	3.9	13	0
Banks	3	3	27	9.0	28	0
Cowboys	40	14	237	5.9	28	0
Opponents	44	10	286	6.5	19	0

KICKOFF RETURNS NO	YDS	AVG	LG	TD	
Lavette	34	682	20.1	34	0
Duckett	9	173	19.2	25	0
J. Jones	9	161	17.9	26	0
Williams	6	129	21.5	30	0
Fowler	3	48	16.0	20	0
Powe	1	17	17.0	17	0
Cowboys	62	1,210	19.5	34	0
Opponents	68	1,310	19.3	43	0

SCORE BY QUARTERS	1	2	3	4	OT	T
Cowboys	55	122	78	102	-	357
Opponents	66	73	98	96	-	333

FIELD GOALS 11-19	20-29	30-39	40-49	50+	
Septien	1-1	5-5	8-11	4-9	1-2
Cowboys	1-1	5-5	8-11	4-9	1-2
Opponents	0-0	3-4	10-11	5-11	0-1

Septien: (53,39,43), (42M,44M), (39,49M,33), (47M,33M,36M,35,36M), (22,29,31), (47M,38,39), (1), (28), (18), (40,50M,36), (1), (1), (21), (1), (29,48,41), (33,37M), (23,37,47), (48,49M,34), (39,33,36), (38,46M,27M), (45M), (49M), (44,46,22), (26), (38,53M), (49M), (39)

SCORING	TR	TD	TP	DR	FG	PAT	S	TP
Septien	0	0	0	19/28	42/43	0	99	
Dorsett	7	3	0	0/0	0/0	0	60	
Renfro	0	8	0	0/0	0/0	0	48	
Hill	0	7	0	0/0	0/0	0	42	
Cosbie	0	6	0	0/0	0/0	0	36	
Newsome	2	1	0	0/0	0/0	0	18	
D. White	1	1	0	0/0	0/0	0	12	
Cornwell	0	1	0	0/0	0/0	0	6	
Hogeboom	1	0	0	0/0	0/0	0	6	
Jeffcoat	0	0	1a	0/0	0/0	0	6	
Lockhart	0	0	1b	0/0	0/0	0	6	
Penn	0	0	1c	0/0	0/0	0	6	
Scott	0	0	1d	0/0	0/0	0	6	
Thurman	0	0	1e	0/0	0/0	0	6	
Cowboys	11	27	5	19/28	42/43	0	357	
Opponents	8	20	2*	18/27	37/40	1	333	

a 65 int return vs. N.Y. Giants (12/15)
 b 19 int return vs. Pittsburgh (10/13)
 c 46 block punt return vs. Cincinnati (12/8)
 d 26 int return vs. Washington (9/9)
 e 21 int return vs. Washington (9/9)

* Dent 1 int return vs. Chicago (11/17)
 Richardson 36 int. return vs. Chicago (11/17)
 + Browner safety vs. Cincinnati (12/8)

USUAL STARTERS

WR	Tony Hill	LE	Ed Jones
LT	Chris Schultz (8)	LT	John Dutton
	Phil Pozderac (7)	RT	Randy White
LG	Glen Titensor	RE	Jim Jeffcoat
C	Tom Rafferty	LLB	Mike Hegman
RG	Kurt Peterson	MLB	Eugene Lockhart
RT	Jim Cooper	RLB	Jeff Rohrer
TE	Doug Cosbie	LCB	Everson Walls
WR	Mike Renfro	RCB	Ron Fellows (11)
QB	Danny White	Victor Scott (3)	
RB	Tony Dorsett	SS	Dextor Clinkscale
FB	Timmy Newsome	FS	Michael Downs
K	Raphael Septien	Pro Bowlers in Bold	
P	Mike Saxon		

	ATT	COMP	YDS	PCT	ATT	TD	INT	PCT	INT	LG	SKS/YDS	RATING
D. White	450	267	3,157	59.3	7.0	21	4.7	17	3.8	56t	30/257	80.6
Hogeboom	126	70	978	55.6	7.8	5	4.0	7	5.6	58t	14/118	70.8
Pelluer	8	5	47	62.5	5.9	0	0.0	0	0.0	28	0/0	78.7
Hill	1	1	42	100.0	42.0	0	0.0	0	0.0	42	0/0	118.8
J. Jones	2	1	12	50.0	6.0	1	50.0	1	50.0	12t	0/0	68.8
Cowboys	587	344	4,236	58.6	7.2	27	4.6	25	4.3	58t	44/375	78.6
Opponents	549	279	4,214	50.8	7.7	20	3.6	33	6.0	70t	62/459	63.5

1986 ★ DALLAS COWBOYS STATISTICS ★ 1986

THIRD PLACE, NFC EAST
HEAD COACH: TOM LANDRY

PRESEASON (0-5)

Date	W/L	Score	Opponent	Att.
8/3	L	6-17	Chicago @ London	82,699
8/9	L	0-20	@ San Diego	47,744
8/16	L	19-24	@ L.A. Raiders	52,153
8/22	L	28-41	PITTSBURGH	54,299
8/30	L	14-17	HOUSTON	62,239

REGULAR SEASON (7-9)

Date	W/L	Score	Opponent	Att.
9/8	W	31-28	N.Y. GIANTS	59,804
9/14	W	31-7	@ Detroit	73,812
9/21	L	35-37	ATLANTA	62,880
9/29	W	31-7	@ St. Louis	49,077
10/5	L	14-29	@ Denver	76,082
10/12	W	30-6	WASHINGTON	63,264
10/19	W	17-14	@ Philadelphia	68,572
10/26	W	37-6	ST. LOUIS	60,756
11/2	L	14-17	@ N.Y. Giants	74,871
11/9	L	13-17	L.A. RAIDERS	61,706
11/16	W	24-21	@ San Diego	55,622
11/23	L	14-41	@ Washington	55,642
11/27	L	14-31	SEATTLE	58,023
12/7	L	10-29	@ LA Rams	64,949
12/14	L	21-23	PHILADELPHIA	46,117
12/21	L	10-24	CHICAGO	57,256

TEAM STATISTICS

	DALLAS	OPP
FIRST DOWNS	325	286
Rushing	98	118
Passing	199	148
Penalty	28	20
Third Down-Made/Att.	80/213	89/226
Third Down Efficiency	37.6	39.4
Fourth Down-Made/Att.	6/14	4/7
TOTAL NET YARDS	5,474	4,985
Avg. Per Game	342.2	311.6
Total Plays	1,054	1,017
Avg. Per Play	5.2	4.9
NET YARDS RUSHING	1,969	2,200
Avg. Per Game	123.1	137.5
Total Rushes	447	500
Avg. Per Rush	4.4	4.4
NET YARDS PASSING	3,505	2,785
Sacked/Yards Lost	60/498	53/364
Gross Yards	4,003	3,149
Attempts/Completions	547/319	464/226
Pct. of Completions	58.3	48.7
Had Intercepted	24	17
PUNTS/AVERAGE	87/40.2	87/41.6
Net Punting Average	34.5	36.6
PUNT RET./AVG.	46/5.5	41/7.3
KICKOFF RET./AVG.	59/20.5	66/20.6
INT./AVG. RET.	17/10.8	24/13.8
PENALTIES/YARDS	111/931	90/817
FUMBLES/BALL LOST	44/17	29/18
TOUCHDOWNS	43	41
Rushing	21	17
Passing	21	21
Returns	1	3
EXTRA POINTS/ATTEMPTS	43/45	39/41
FIELD GOALS/ATTEMPTS	15/21	16/30
AVG TIME OF POSSESSION	31:14	28:46

RUSHING	ATT	YDS	AVG	LG	TD
Dorsett	184	748	4.1	33	5
Walker	151	737	4.9	84	12
Pelluer	41	255	6.2	21	1
Newsome	34	110	3.2	13	2
Collier	6	53	8.8	21	0
Clack	4	19	4.8	8	0
D. White	8	16	2.0	10	1
Sherrard	2	11	5.5	8	0
Cosbie	1	9	9.0	9	0
Lavette	10	6	0.6	5	0
Fowler	6	5	0.8	2	0
Cowboys	447	1,969	4.4	84	21
Opponents	500	2,200	4.4	50	17

RECEIVING	NO	YDS	AVG	LG	TD
Walker	76	837	11.0	84	2
Hill	49	770	15.7	63	3
Newsome	48	421	8.8	30	3
Sherrard	41	744	18.2	68	5
Cosbie	28	312	11.1	22	1
Dorsett	25	267	10.7	36	1
Renfro	22	325	14.8	30	3
Banks	17	202	11.9	23	0
Chandler	6	57	9.5	15	2
Lavette	5	31	6.2	9	1
Fowler	1	19	19.0	19	0
Clack	1	18	18.0	18	0
Cowboys	319	4,003	12.6	84	21
Opponents	232	3,149	13.6	71	21

INTERCEPTIONS	NO	YDS	AVG	LG	TD
Downs	6	54	9.0	31	0
Fellows	5	46	9.2	34	1
Walls	3	46	15.3	24	0
Scott	1	31	31.0	31	0
Lockhart	1	5	5.0	5	0
Holloway	1	1	1.0	1	0
Cowboys	17	183	10.8	34	1
Opponents	24	331	13.8	56	2

PUNTING	NO	YDS	AVG	TB	IN20	LG	BL	NET
Saxon	87	3,498	40.2	10	28	58	1	34.5
Cowboys	87	3,498	40.2	10	28	58	1	34.5
Opp.	87	3,620	41.6	9	17	62	1	36.6

PUNT RETURNS	NO	FC	YDS	AVG	LG	TD
Banks	27	14	160	5.9	20	0
Lavette	18	3	92	5.1	28	0
Holloway	1	0	0	0.0	0	0
Cowboys	46	17	252	5.5	28	0
Opponents	41	14	301	7.3	26	0

KICKOFF RETURNS	NO	YDS	AVG	LG	TD
Lavette	36	699	19.4	37	0
Clack	19	421	22.2	51	0
Newsome	2	32	16.0	18	0
Banks	1	56	56.0	56	0
Tuinei	1	0	0.0	0	0
Cowboys	59	1,208	20.5	56	0
Opponents	66	1,358	20.6	38	0

SCORE BY

QUARTERS	1	2	3	4	OT	T
Cowboys	61	105	62	118	-	346
Opponents	44	136	74	83	-	337

FIELD GOALS 11-19 20-29 30-39 40-49 50+

Septien	0-0	4-5	6-7	4-7	1-2
Cowboys	0-0	4-5	6-7	4-7	1-2
Opponents	1-1	4-5	5-8	5-7	1-9

Septien: (35), (27), (1), (32,42M), (1), (21,37,36), (38), (44,43,47), (33M,42M,63M), (20,44M,20), (33,28M), (1), (1), (48), (1), (50)

Opponents: (36M), (1), (47,33,56M,52B), (42B), (1), (50M,51M,37M), (50M,31M), (35,36), (25,51M), (45), (44M,55M), (50M,25,41), (42,26M), (37,27), (26,50,40), (31)

SCORING

	TDR	TDP	TDR1	FG	PAT	S	TP
Septien	0	0	0	15/21	43/43	0	88
Walker	12	2	0	0/0	0/0	0	84
Dorsett	5	1	0	0/0	0/0	0	36
Newsome	2	3	0	0/0	0/0	0	30
Sherrard	0	5	0	0/0	0/0	0	30
Hill	0	3	0	0/0	0/0	0	18
Renfro	0	3	0	0/0	0/0	0	18
Chandler	0	2	0	0/0	0/0	0	12
Cosbie	0	1	0	0/0	0/0	0	6
Fellows	0	0	1a	0/0	0/0	0	6
Lavette	0	1	0	0/0	0/0	0	6
Pelluer	1	0	0	0/0	0/0	0	6
D. White	1	0	0	0/0	0/0	0	6
Cowboys	21	21	3*	15/21	43/43	0	346
Opponents	17	21	3*	16/30	39/41	2	337

a 34 int return vs. St. Louis (9/29)

* Pitts 22 fumble return vs. Atlanta (9/21)

Butler 33 int return vs. Atlanta (9/21)

Irvine 50 int return vs. LA Rams (12/7)

+ R. Jones safety vs. Denver (10/5)

Jeter safety vs. LA Rams (12/7)

USUAL STARTERS

WR	Tony Hill	Herschel Walker (4)
LT	Mark Tuinei (11)	LE Ed Jones
	Phil Pozderac (3)	LT John Dutton
LG	Glen Tifersor	RT Randy White
C	Tom Raftery	RE Jim Jeffcoat
RG	Crawford Ker	LLB Mike Hegman
RT	Jim Cooper (9)	MLB Eugene Lockhart
	Phil Pozderac (7)	RLB Jeff Rotner
TE	Doug Cosbie	LCB Everson Walls
WR	Mike Renfro (6)	RCB Ron Fellers
	Gordon Banks (5)	SS Bill Bates
	Mike Sherrard (4)	FS Michael Downs
QB	Steve Pelluer (9)	
	Danny White (6)	K Raphael Septien
RB	Tony Dorsett (12)	P Mike Saxon
	Herschel Walker (4)	
FB	Timmy Newsome	Pro Bowlers in Bold

	PASSING	ATT	COMP	YDS	PCT	ATT	TD	PCT	PCT	INT	INT	LG	SKS/YDS	RATING
Pelluer	378	215	2,727	56.9	7.2	8	2.1	17	4.5	84	47/362	67.9		
D. White	153	95	1,157	62.1	7.6	12	7.8	5	3.3	63	10/98	97.9		
Collier	15	8	96	53.3	6.4	1	6.7	2	13.3	27	3/38	55.8		
Renfro	1	1	23	100.0	23.0	0	0.0	0	0.0	23	0/0	118.8		
Cowboys	547	319	4,003	58.3	7.3	21	3.8	24	4.4	84	60/498	75.7		
Opponents	464	226	3,149	48.7	6.8	21	4.5	17	3.7	71	53/364	70.8		

1990 ★ DALLAS COWBOYS STATISTICS ★ 1990

FOURTH PLACE, NFC EAST
HEAD COACH: JIMMY JOHNSON

PRESEASON (1-3)			
Date	W/L	Score	Opponent
8/11	L	16-28	@ San Diego
8/18	L	14-16	@ L.A. Raiders
8/25	W	20-9	PITTSBURGH
9/1	L	6-27	HOUSTON
REGULAR SEASON (7-9)			
9/9	W	17-14	SAN DIEGO
9/16	L	7-28	N.Y. GIANTS
9/23	L	15-19	@ Washington
9/30	L	17-31	@ N.Y. Giants
10/7	W	14-10	TAMPA BAY
10/14	L	3-20	@ Phoenix
10/21	W	17-13	@ Tampa Bay
10/28	L	20-21	PHILADELPHIA
11/4	L	9-24	@ N.Y. Jets
11/11	L	6-24	SAN FRANCISCO
11/18	W	24-21	@ LA Rams
11/22	W	27-17	WASHINGTON
12/2	W	17-13	NEW ORLEANS
12/9			- Bye -
12/16	W	41-10	PHOENIX
12/23	L	3-17	@ Philadelphia
12/30	L	7-26	@ Atlanta

TEAM STATISTICS	DALLAS	OPP
FIRST DOWNS	250	280
Rushing	88	109
Passing	135	153
Penalty	27	18
Third Down-Made/Att.	67/198	85/208
Third Down Efficiency	33.8	40.9
Fourth Down-Made/Att.	5/10	8/16
TOTAL NET YARDS	4,081	4,615
Avg. Per Game	255.1	288.4
Total Plays	911	988
Avg. Per Play	4.5	4.7
NET YARDS RUSHING	1,500	1,976
Avg. Per Game	93.8	123.5
Total Rushes	393	482
Avg. Per Rush	3.8	4.1
NET YARDS PASSING	2,581	2,639
Sacked/Yards Lost	43/317	36/292
Gross Yards	2,898	2,931
Attempts/Completions	475/254	470/271
Pct. of Completions	53.5	57.7
Had Intercepted	24	11
PUNTS/AVERAGE	79/43.2	70/40.9
Net Punting Average	35.6	36.2
PUNT RET./AVG.	39/6.4	43/10.2
KICKOFF RET./AVG.	54/20.4	53/20.7
INT./AVG. RET.	11/11.5	24/14.7
PENALTIES/YARDS	98/729	104/911
FUMBLE/BALL LOST	27/9	32/19
TOUCHDOWNS	27	36
Rushing	13	18
Passing	12	12
Returns	2	6
EXTRA POINTS/ATTEMPTS	20/27	36/38
FIELD GOALS/ATTEMPTS	18/25	18/26
AVG TIME OF POSSESSION	28:44	31:16

	AVG	PCT	PCT												
PASSING	ATT	COMP	YDS	PCT	ATT	TD	INT	INT	LG	SKS/YDS	RATING				
Aikman	399	226	2,579	56.6	6.5	11	2.8	18	45	611	39/288	66.6			
Laufenberg	67	24	279	35.8	4.2	1	1.5	6	9.0	271	4/29	16.9			
Walsh	9	4	40	44.4	4.4	0	0.0	0.0	20	0/0	0/0	57.6			
COWBOYS	475	254	2,898	53.5	6.1	12	2.5	24	5.1	611	43/317	59.4			
Opponents	470	271	2,931	57.7	6.2	12	2.6	11	2.3	581	26/292	74.9			

RUSHING	ATT	YDS	AVG	LG	TD
E. Smith	241	937	3.9	48	11
Agee	53	213	4.0	28	0
Aikman	40	172	4.3	20	1
Highsmith	19	48	2.5	7	0
Dixon	11	43	3.9	18	0
Johnston	10	35	3.5	8	0
Wright	3	26	8.7	14	0
Saxon	1	20	20.0	20	0
Laufenberg	2	6	3.0	5	0
T. Smith	6	6	1.0	3	0
Bates	1	4	4.0	4	0
Walsh	1	0	0.0	0	0
Martin	4	-2	-0.5	3	0
McKinnon	1	-8	-8.0	-8	0
Cowboys	393	1,500	3.8	48	13
Opponents	482	1,976	4.1	67	18

RECEIVING	NO	YDS	AVG	LG	TD
Martin	64	732	11.4	45	0
Novacek	59	657	11.1	41	4
Agee	30	272	9.1	30	1
E. Smith	24	228	9.5	57	0
Irvin	20	413	20.7	61	5
McKinnon	14	172	12.3	28	1
Johnston	14	148	10.6	26	1
Awalt	13	133	10.2	25	0
Wright	11	104	9.5	20	0
Highsmith	3	13	4.3	7	0
Dixon	2	26	13.0	21	0
Cowboys	254	2,898	11.4	61	12
Opponents	271	2,931	10.8	58	12

INTERCEPTIONS	NO	YDS	AVG	LG	TD
Holt	3	72	24.0	64	1
Washington	3	24	8.0	13	0
Bates	1	4	4.0	4	0
Gant	1	26	26.0	26	0
Hendrix	1	0	0.0	0	0
Horton	1	0	0.0	0	0
Williams	1	0	0.0	0	0
Cowboys	11	126	11.5	64	1
Opponents	24	353	14.7	61	4

PUNTING	NO	YDS	AVG	TB	IN20	LG	BL	NET
Saxon	79	3,413	43.2	8	20	62	0	35.6
Cowboys	79	3,413	43.2	8	20	62	0	35.6
Opp.	70	2,866	40.9	4	15	62	2	36.2

PUNT RETURNS	NO	FC	YDS	AVG	LG	TD
Shepard	20	1	121	6.1	13	0
Harris	12	6	63	5.3	12	0
Martin	5	3	46	9.2	17	0
McKinnon	2	1	20	10.0	20	0
Cowboys	39	11	250	6.4	20	0
Opponents	43	8	438	10.2	98	1

KICKOFF RETURNS	NO	YDS	AVG	LG	TD
Dixon	36	736	20.4	47	0
Wright	12	276	23.0	90	1
Shepard	4	75	18.8	22	0
Stepnoski	1	15	15.0	15	0
Harris	1	0	0.0	0	0
Cowboys	54	1,102	20.4	90	1
Opponents	55	1,136	20.7	76	1

SCORE BY	1	2	3	4	OT	T
QUARTERS						
Cowboys	50	46	40	108	-	244
Opponents	55	102	52	100	-	308

FIELD GOALS	11-19	20-29	30-39	40-49	50-64
Willis	0-0	4-4	7-9	7-8	0-4
Cowboys	0-0	4-4	7-9	7-8	0-4
Opponents	0-0	9-9	5-8	2-6	2-3

Willis: (31),(,)(33,51M,56M,41),(22),(,)(37),(43M,24),(43,43,51M),(37,35,32),(23,37),(53M,23),(49,41),(47),(,)(46),(34M,33M)

Opponents: (31M),(,)(37,23,24,55),(47M,34M),(33),(28,28),(37M,23,32),(,)(24),(39M,42,43M),(,)(52M,25),(43,50),(42M),(38),(47M,29),(44M,23)

SCORING	TDR	TD	TDR1	FG	PAT	S	TP
Willis	0	0	0	18/25	26/26	0	80
E. Smith	11	0	0	0/0	0/0	0	66
Irvin	0	5	0	0/0	0/0	0	30
Novacek	0	4	0	0/0	0/0	0	24
Johnston	1	1	0	0/0	0/0	0	12
Agee	0	1	0	0/0	0/0	0	6
Aikman	1	0	0	0/0	0/0	0	6
Holt	0	0	1a	0/0	0/0	0	6
McKinnon	0	1	0	0/0	0/0	0	6
Wright	0	0	1b	0/0	0/0	0	6
Cowboys	13	12	2	18/25	26/27	1a	244
Opponents	18	12	6*	18/26	36/36	1a	308

a 64 int return vs. Tampa Bay (10/21)
 b 90 kickoff return vs. N.Y. Giants (9/16)
 # Mojsiejek stepped out of end zone vs. Was. (9/23)

* Taylor 11 int return vs. N.Y. Giants (9/16)
 Green 18 int return vs. Washington (9/23)
 Mathis 98 punt return vs. N.Y. Jets (11/4)
 Allen 35 int return vs. Philadelphia (12/2)
 Jones 76 kickoff return vs. Atlanta (12/30)
 Sanders 61 int return vs. Atlanta (12/30)
 & Green tackled Smith in end zone vs. Atl (12/30)

USUAL STARTERS

WR	Michael Irvin (7)	LE	Daniel Stubbs
	Dennis McKinnon (7)	LT	Dean Harmel (11)
LT	Mark Tunei (13)		Jimmy Jones (5)
	Kevin Gogan (3)	RT	Danny Noonan
LG	Crawford Ker	RE	Jim Jeffcoat (13)
C	Mark Stepanoski		Tony Tolbert (3)
RG	John Gesek (11)	LLB	Eugene Del Rio
	Tony Slaton (4)	MLB	Jack Lockhart
RT	Nate Newton	RLB	Ken Norton
TE	Jay Novacek	LCB	Isaac Holt
WR	Kevin Martin	RCB	Manny Hendrix (10)
QB	Troy Aikman		Robert Williams (6)
RB	Emmitt Smith	SS	Vince Albritton (8)
FB	Tommie Agee (11)		Jays Washington (8)
	Alonzo Highsmith (5)	FS	Ray Horton
K	Ken Willis		Pro Bowlers in Bold
P	Mike Saxon		

1991 ★ DALLAS COWBOYS STATISTICS ★ 1991

STAFF PLAYERS 2021 SEASON RECORDS PLAYOFF RECORDS 1991 STATISTICS SIDELINES

SECOND PLACE, NFC EAST HEAD COACH: JIMMY JOHNSON

PRESEASON (2-2)			
Date	W/L	Score	Opponent
8/3	W	24-14	@ Kansas City
8/12	L	12-17	L.A. RAIDERS
8/18	L	20-30	@ Houston
8/23	W	20-17	ATLANTA (OT)

REGULAR SEASON (11-5)			
Date	W/L	Score	Opponent
9/1	W	26-14	@ Cleveland
9/9	L	31-33	WASHINGTON
9/15	L	0-24	PHILADELPHIA
9/22	W	17-9	@ Phoenix
9/29	W	21-16	N.Y. GIANTS
10/6	W	20-17	@ Green Bay
10/13	W	35-23	CINCINNATI
10/20		- Bye -	
10/27	L	10-34	@ Detroit
11/3	W	27-7	PHOENIX
11/10	L	23-26	@ Houston (OT)
11/17	L	9-22	@ N.Y. Giants
11/24	W	24-21	@ Washington
11/28	W	20-10	PITTSBURGH
12/8	W	23-14	NEW ORLEANS
12/15	W	25-13	@ Philadelphia
12/22	W	31-27	ATLANTA

1991 WILD CARD GAME		
12/29	W	17-13 @ Chicago

1991 DIVISIONAL PLAYOFFS		
1/5/92	L	6-38 @ Detroit

TEAM STATISTICS		
	DALLAS	OPP
FIRST DOWNS	304	299
Rushing	89	103
Passing	191	180
Penalty	24	16
Third Down-Made/Att	74/196	76/194
Third Down Efficiency	37.8	39.2
Fourth Down-Made/Att	6/14	7/17
TOTAL NET YARDS	5,101	5,066
Avg. Per Game	318.8	316.6
Total Plays	971	963
Avg. Per Play	5.3	5.3
NET YARDS RUSHING	1,711	1,571
Avg. Per Game	106.9	98.2
Total Rushes	433	400
Avg. Per Rush	4.0	3.9
NET YARDS PASSING	3,390	3,495
Sacked/Yards Lost	38/273	23/151
Gross Yards	3,663	3,646
Attempts/Completions	500/305	540/320
Pct. of Completions	61.0	59.3
Had Intercepted	12	12
PUNTS/AVERAGE	57/42.6	61/38.8
Net Punting Average	36.8	32.4
PUNT RET./AVG.	29/10.7	28/8.3
KICKOFF RET./AVG.	52/21.7	69/16.9
INT./AVG. RET.	12/13.9	12/20.3
PENALTIES/YARDS	74/610	97/801
FUMBLES/BALL LOST	23/12	23/11
TOUCHDOWNS	37	32
Rushing	15	11
Passing	16	17
Returns	6	4
EXTRA POINTS/ATTEMPTS	37/37	31/32
FIELD GOALS/ATTEMPTS	27/39	29/39
AVG TIME OF POSSESSION	30:06	29:54

RUSHING						
	ATT	YDS	AVG	LG	TD	
E. Smith	365	1,563	4.3	75t	12	
Blake	15	80	5.3	30t	1	
Johnston	17	54	3.2	10	0	
Agee	9	20	2.2	8	1	
Aikman	16	5	0.3	9	0	
Richards	2	4	2.0	3	0	
Wright	2	-1	-0.5	3	0	
Beuerlein	7	-14	-2.0	-1	0	
Cowboys	433	1,711	4.0	75t	15	
Opponents	400	1,571	3.9	75t	11	

RECEIVING						
	NO	YDS	AVG	LG	TD	
Irvin	93	1,523	16.4	66t	8	
Novacek	59	664	11.3	49	4	
E. Smith	49	258	5.3	14	1	
Johnston	28	244	8.7	22	1	
Harper	20	326	16.3	39	1	
Martin	16	243	15.2	27	0	
Roberts	16	136	8.5	21	1	
Wright	10	170	17.0	53	0	
Agee	7	43	6.1	9	0	
Awalt	5	57	11.4	20	0	
Blake	1	5	5.0	5	0	
Aikman	1	-6	-6.0	-6	0	
Cowboys	305	3,663	12.0	66t	16	
Opponents	320	3,646	11.4	67t	17	

INTERCEPTIONS						
	NO	YDS	AVG	LG	TD	
Holt	4	2	0.5	2	0	
Brown	2	31	15.5	20	0	
Washington	2	9	4.5	9	0	
Edwards	1	36	36.0	36t	1	
Gant	1	0	0.0	0	0	
Horton	1	65	65.0	65t	1	
Williams	1	24	24.0	24	0	
Cowboys	12	167	13.9	65t	2	
Opponents	12	244	20.3	66t	2	

PUNTING						
	NO	YDS	AVG	TB	INT	LG
Saxon	57	2,426	42.6	5	16	64
Cowboys	57	2,426	42.6	5	16	64
Opp.	61	2,364	38.8	4	14	77

PUNT RETURNS						
	NO	FC	YDS	AVG	LG	TD
Martin	21	8	244	11.6	85t	1
Shepard	6	3	57	9.5	14	0
Horton	1	0	8	8.0	8	0
Brownlow	1	0	0	0.0	0	0
Wright	0	1	0	0.0	0	0
Cowboys	29	12	309	10.7	85t	1
Opponents	28	10	231	8.3	34	0

KICKOFF RETURNS						
	NO	YDS	AVG	LG	TD	
Wright	21	514	24.5	102t	1	
Dixon	18	398	22.1	39	0	
Gant	6	114	19.0	26	0	
Shepard	3	54	18.0	21	0	
Martin	3	47	15.7	25	0	
Horton	1	0	0.0	0	0	
Cowboys	52	1,127	21.7	102t	1	
Opponents	69	1,169	16.9	82t	1	

SCORE BY QUARTERS									
	1	2	3	4	OT	T			
Cowboys	91	105	35	111	0	342			
Opponents	61	89	66	91	3	310			

FIELD GOALS					
	11-19	20-29	30-39	40-49	50+
Willis	2-2	6-6	9-11	6-13	4-7
Cowboys	2-2	6-6	9-11	6-13	4-7
Opponents	1-1	11-11	5-5	9-14	3-8

SCORING									
	TDR	TDP	TDRt	FG	PAT	S	TP		
Willis	0	0	0	27/39	37/37	0	118		
E. Smith	12	1	0	0/0	0/0	0	78		
Irvin	0	8	0	0/0	0/0	0	48		
Novacek	0	4	0	0/0	0/0	0	24		
Horton	0	0	2a	0/0	0/0	12	12		
Agee	1	0	0	0/0	0/0	0	6		
Aikman	1	0	0	0/0	0/0	0	6		
Blake	1	0	0	0/0	0/0	0	6		
Edwards	0	0	1b	0/0	0/0	0	6		
Harper	0	1	0	0/0	0/0	0	6		
Johnston	0	1	0	0/0	0/0	0	6		
Martin	0	0	1c	0/0	0/0	0	6		
Roberts	0	1	0	0/0	0/0	0	6		
R. Williams	0	0	1d	0/0	0/0	0	6		
Wright	0	0	1e	0/0	0/0	0	6		
Hendrix	0	0	0	0/0	0/0	1#	2		
Cowboys	15	16	4*	27/39	37/37	0	342		
Opponents	11	17	4*	29/39	31/32	1	310		

- a 20 fumble return vs. N.Y. Giants (9/29)
- b 65 int return vs. Green Bay (10/6)
- b 36 int return vs. Cincinnati (10/13)
- c 85 punt return vs. Philadelphia (12/15)
- d 18 blocked punt return vs. Houston (11/10)
- e 102 kickoff return vs. Atlanta (12/22)
- # tackled Booty in end zone vs. Phi (12/25)

- * Wilson 82 kickoff return vs. Green Bay (10/6)
- White 55 blocked FG return vs. Detroit (10/27)
- Crockett 96 int return vs. Detroit (10/27)
- Mayhew 31 int. return vs. Washington (11/24)

USUAL STARTERS						
WR	Alvin Harper (5)	LE	Tony Tolbert	Alfredo Roberts (5)	LT	Tony Casillas
	Alexander Wright (5)	RT	Russell Maryland (7)	Mark Tuinei (12)		Jimmie Jones (6)
LT	Mark Tuinei (12)		Darnie Noonan (3)	Alan Veingard (8)		Jim Jeffcoat
LG	Kevin Gogan	RE	Jim Jeffcoat	Mark Stepanoski	LLB	Ken Norton
RG	John Gesek	MLB	Jack Del Rio	Nate Newton	RLB	Vinson Smith
RT	Nate Newton	LCB	Isaac Holt	Alfredo Roberts (12)	RCB	Larry Brown (13)
TE	Jay Novacek (2)		Manny Hendrix (3)	WR	Michael Irvin	
	Alfredo Roberts (4)	SS	James Washington	QB	Troy Aikman (12)	
	Steve Beuerlein (4)	FS	Ray Horton	RB	Emmitt Smith	
	Daryl Johnston	P	Mike Saxon	FB	Daryl Johnston	
K	Ken Willis	Pro Bowlers in Bold				

	AVG	PCT	PCT	TD	INT	LG	SKS/YDS	RATING
Aikman	363	237	2,754	65.3	7.6	11	3.0	10
Beuerlein	137	68	909	49.6	6.6	5	3.6	2
Cowboys	500	305	3,663	61.0	7.3	16	3.2	12
Opponents	540	320	3,646	59.3	6.8	17	3.1	12

1992 ★ DALLAS COWBOYS STATISTICS ★ 1992

FIRST PLACE, NFC EAST
HEAD COACH: JIMMY JOHNSON

PRESEASON (2-3)				
Date	W/L	Score	Opponent	Att.
8/2	L	23-34	Houston @ Tokyo	51,058
8/7	W	27-24	@ Miami	50,803
8/15	L	16-17	HOUSTON	61,334
8/22	W	17-3	DENVER	61,485
8/28	L	13-20	CHICAGO	60,218

REGULAR SEASON (13-3)				
Date	W/L	Score	Opponent	Att.
9/7	W	23-10	WASHINGTON	63,538
9/13	W	34-28	@ N.Y. Giants	76,430
9/20	W	31-20	PHOENIX	62,575
9/27			- Bye -	
10/5	L	7-31	@ Philadelphia	66,572
10/11	W	27-0	SEATTLE	62,311
10/18	W	17-10	KANSAS CITY	64,115
10/25	W	28-13	@ L.A. Raiders	91,505
11/1	W	20-10	PHILADELPHIA	65,012
11/8	W	37-3	@ Detroit	74,816
11/15	L	23-27	L.A. RAMS	63,690
11/22	W	16-10	@ Phoenix	72,439
11/26	W	30-3	N.Y. GIANTS	62,416
12/6	W	31-27	@ Denver	74,946
12/13	L	17-20	@ Washington	56,437
12/21	W	41-17	@ Atlanta	67,036
12/27	W	27-14	CHICAGO	63,101

1992 DIVISIONAL PLAYOFFS

1/10/93W	34-10	PHILADELPHIA	63,721
----------	-------	--------------	--------

1992 NFC CHAMPIONSHIP GAME

1/17/93W	30-20	@ San Francisco	64,920
----------	-------	-----------------	--------

SUPER BOWL XXVII
(Pasadena)

1/31/93W	52-17	Buffalo	98,374
----------	-------	---------	--------

TEAM STATISTICS	DALLAS	OPP
FIRST DOWNS	324	241
Rushing	119	68
Passing	183	147
Penalty	22	26
Third Down-Made/Att.	87/208	50/184
Third Down Efficiency	41.8	27.2
Fourth Down-Made/Att	8/12	7/15
TOTAL NET YARDS	5,606	3,993
Avg. Per Game	350.4	245.8
Total Plays	1,014	873
Avg. Per Play	5.5	4.5
NET YARDS RUSHING	2,121	1,244
Avg. Per Game	132.6	77.8
Total Rushes	500	345
Avg. Per Rush	4.2	3.6
NET YARDS PASSING	3,485	2,689
Sacked/Yards Lost	23/112	44/347
Gross Yards	3,597	3,036
Attempts/Completions	491/314	484/263
Pct. of Completions	64.0	54.3
Had Intercepted	15	17
PUNTS/AVERAGE	61/43.0	87/42.1
Net Punting Average	33.5	35.1
PUNT RET./AVG.	44/12.5	34/11.7
KICKOFF RET./AVG.	37/18.9	60/20.3
INT./AVG. RET.	17/9.3	15/20.0
PENALTIES/YARDS	91/650	94/727
FUMBLES/BALL LOST	16/9	25/14
TOUCHDOWNS	48	29
Rushing	20	11
Passing	23	16
Returns	5	2
EXTRA POINTS/ATTEMPTS	47/48	27/29
FIELD GOALS/ATTEMPTS	24/35	14/17
AVG TIME OF POSSESSION	33:57	26:03

RUSHING	ATT	YDS	AVG	LG	TD
E. Smith	373	1,713	4.6	68	18
Richards	49	176	3.6	15	1
Aikman	37	105	2.8	19	1
Johnston	17	61	3.6	14	0
Agee	16	54	3.4	10	0
Harper	1	15	15.0	15	0
Martin	2	13	6.5	8	0
Beuerlein	4	-7	-1.8	-1	0
Irvin	1	-9	-9.0	-9	0

Cowboys	500	2,121	4.2	68	20
Opponents	345	1,244	3.6	28	11

RECEIVING	NO	YDS	AVG	LG	TD
Irvin	78	1,396	17.9	87	7
Novacek	68	630	9.3	34	6
E. Smith	59	335	5.7	26	1
Harper	35	562	16.1	52	4
Martin	32	359	11.2	27	3
Johnston	32	249	7.8	18	2
Roberts	3	36	12.0	18	0
Agee	3	18	6.0	8	0
Richards	3	8	2.7	6	0
Gesek	1	4	4.0	4	0

Cowboys	314	3,597	11.5	87	23
Opponents	263	3,036	11.5	81	16

INTERCEPTIONS	NO	YDS	AVG	LG	TD
Washington	3	31	10.3	16	0
Gant	3	19	6.3	11	0
Everett	2	28	14.0	17	0
Horton	2	15	7.5	15	1
Holt	2	11	5.5	8	0
K. Smith	2	10	5.0	7	0
Brown	1	30	30.0	30	0
Myles	1	13	13.0	13	0
Harper	1	1	1.0	1	0

PUNTING	NO	YDS	AVG	TB	IN20	LG	BL	NET
Saxon	61	2,620	43.0	9	19	58	0	33.5
Cowboys	61	2,620	43.0	9	19	58	0	33.5
Opp.	87	3,660	42.1	3	17	73	2	35.1

PUNT RETURNS	NO	FC	YDS	AVG	LG	TD
Martin	42	18	532	12.7	79	2
K. Smith	1	0	17	17.0	17	0
Horton	1	0	1	1.0	1	0
Cowboys	44	18	550	12.5	79	2
Opponents	34	6	397	11.7	65	0

KICKOFF RETURNS	NO	YDS	AVG	LG	TD
Martin	24	503	21.0	59	0
Wright	8	117	14.6	21	0
Holmes	3	70	23.3	28	0
K. Smith	1	9	9.0	9	0
Edwards	1	0	0.0	0	0
Cowboys	37	699	18.9	59	0
Opponents	60	1,217	20.3	42	0

PASSING	ATT	COMP	YDS	PCT	ATT	TD	PCT	PCT	LG	SKS/YDS	RATING	
Aikman	473	302	3,445	63.8	7.3	23	4.9	14	30	87	23/112	89.5
Beuerlein	18	12	152	66.7	8.4	0	0.0	1	5.6	27	0/0	69.7
Cowboys	491	314	3,597	64.0	7.3	23	4.7	15	3.1	87	23/112	88.8
Opponents	484	263	3,036	54.3	6.3	16	3.3	17	3.5	67	24/347	69.9

SCORE BY	1	2	3	4	OT	T
QUARTERS						
Cowboys	108	116	134	51	-	409
Opponents	54	53	51	85	-	243

FIELD GOALS	11-19	20-29	30-39	40-49	50+
Elliot	0-0	6-7	10-14	5-10	3-4
Cowboys	0-0	6-7	10-14	5-10	3-4
Opponents	1-1	4-4	4-5	5-7	0-0

Elliot: (32M), (39.3S), (33B, 29), (48M), (31.51, 42M), (51M, 39), (48M), (42M, 38M, 35, 48), (25, 42, 30), (37, 42, 36), (28), (45, 33, 53), (53, 32M), (23), (47, 22, 46M), (28M, 21, 34)
Opponents: (49), (1, 22, 42), (40), (40M), (32), (1), (18), (36), (33, 44), (20), (35M, 42, 44M), (1), (32, 22), (27), (1)

SCORING	TDR	TDP	TDR1	FG	PAT	S	TP
Elliot	0	0	0	24/35	47/48	0	119
E. Smith	18	1	0	0/0	0/0	0	114
Irvin	0	7	0	0/0	0/0	0	42
Novacek	0	6	0	0/0	0/0	0	36
Martin	0	3	2a	0/0	0/0	0	30
Harper	0	4	0	0/0	0/0	0	24
Johnston	0	2	0	0/0	0/0	0	12
Aikman	1	0	0	0/0	0/0	0	6
Horton	0	0	1b	0/0	0/0	0	6
Maryland	0	0	1c	0/0	0/0	0	6
Richards	1	0	0	0/0	0/0	0	6
R. Williams	0	0	1d	0/0	0/0	0	6
Holt	0	0	0	0/0	0/0	1#	2
Cowboys	20	23	5	24/35	47/48	1	409
Opponents	11	16	2*	14/17	27/29	0	243

- a 79 punt return vs. Washington (9/7)
74 punt return vs. LA Rams (11/15)
b 15 int return vs. Seattle (10/11)
c 26 fumble return vs. Chicago (12/27)
d 3 block punt return vs. N.Y. Giants (9/13)
blocked punt out of end zone vs. Was (9/7)
- * Copeland 0 fumble return vs. Washington (12/13)
Zorich 42 fumble return vs. Chicago (12/27)

USUAL STARTERS

WR	Alvin Harper	LE	Tony Tolbert
LT	Mark Tunei (15)	LT	Tony Casillas
LG	Nale Newton (15)	RT	Russell Maryland
C	Mark Stepnoski (14)	RE	Charles Haley (13)
RG	John Gesek		Jim Jeffcoat (3)
RT	Erik Williams	LLB	Vinson Smith (13)
TE	Jay Novacek		Kenneth Gant (3)
WR	Michael Irvin	MLB	Robert Jones (13)
QB	Troy Aikman	Ken Norton (3)	
RB	Emmitt Smith	RLB	Ken Norton (3)
FB	Daryl Johnston	LCB	Issiac Holt (11)
			Kevin Smith (5)
K	Lin Elliott	RCB	Larry Brown
P	Mike Saxon	SS	Thomas Everett (9)
		FS	James Washington (6)
			James Washington (9)
			Ray Horton (7)

Pro Bowlers in Bold

1993 ★ DALLAS COWBOYS STATISTICS ★ 1993

STAFF

PLAYERS

2021 SEASON

RECORDS

PLAYOFF RECORDS

STATISTICS

SIDELINES

FIRST PLACE, NFC EAST HEAD COACH: JIMMY JOHNSON

PRESEASON (1-3-1)			
Date	W/L	Score	Opponent
8/1	L	7-13	MINNESOTA
8/8	T	13-13	Det. @ London (OT)
8/14	W	13-7	L.A. RAIDERS
8/21	L	20-23	Houston @ San Ant.
8/27	L	21-23	@ Chicago
REGULAR SEASON (12-4)			
9/6	L	16-35	@ Washington
9/12	L	10-13	BUFFALO
9/19	W	17-10	@ Phoenix
9/26			- Bye -
10/3	W	36-14	GREEN BAY
10/10	W	27-3	@ Indianapolis
10/17	W	26-17	SAN FRANCISCO
10/24			- Bye -
10/31	W	23-10	@ Philadelphia
11/7	W	31-9	N.Y. GIANTS
11/14	W	20-15	PHOENIX
11/21	L	14-27	@ Atlanta
11/25	L	14-16	MIAMI
12/6	W	23-17	PHILADELPHIA
12/12	W	37-20	@ Minnesota
12/18	W	28-7	@ New York Jets
12/26	W	38-3	WASHINGTON
1/2/94	W	16-13	@ N.Y. Giants (OT)
1993 DIVISIONAL PLAYOFF			
1/16/94	W	27-17	Green Bay
1993 NFC CHAMPIONSHIP GAME			
1/23/94	W	38-21	San Francisco
SUPER BOWL XXVIII (ATLANTA)			
1/30/94	W	30-13	Buffalo

TEAM STATISTICS		
	DALLAS	OPP
FIRST DOWNS	322	297
Rushing	120	94
Passing	172	176
Penalty	30	27
Third Down-Made/Att.	83/198	87/219
Third Down Efficiency	41.9	39.7
Fourth Down-Made/Att.	7/12	6/17
TOTAL NET YARDS	5,615	4,767
Avg. Per Game	350.9	297.9
Total Plays	994	1012
Avg. Per Play	5.6	4.7
NET YARDS RUSHING	2,161	1,651
Total Rushes	490	423
Avg. Per Rush	4.4	3.9
NET YARDS PASSING	3,454	3,116
Avg. Per Game	215.9	194.8
Sacks/Yards Lost	29/163	34/231
Gross Yards	3,617	3,347
Attempts/Completions	475/317	555/334
Pct. of Completions	66.7	60.2
Had Intercepted	6	14
PUNTS/AVERAGE	56/41.8	78/41.3
Net Punting Average	37.7	34.8
PUNT RET./AVG.	37/10.3	32/5.3
KICKOFF RET./AVG.	36/21.1	66/18.6
INT./AVG. RET.	14/12.2	6/7.8
PENALTIES/YARDS	94/744	87/653
FUMBLES/BALL LOST	33/16	22/14
TOUCHDOWNS	41	23
Rushing	20	7
Passing	18	14
Returns	3	2
EXTRA POINTS/ATTEMPTS	40/41	23/23
FIELD GOALS/ATTEMPTS	30/37	22/27
AVG TIME OF POSSESSION	30:56	29:04

RUSHING	ATT	YDS	AVG	LG	TD
E. Smith	283	1,486	5.3	62	9
Lassic	75	269	3.6	15	3
Coleman	34	132	3.9	16	2
Aikman	32	125	3.9	20	0
Johnston	24	74	3.1	11	3
Gainer	9	29	3.2	8	0
K. Williams	7	26	3.7	12	2
Agee	6	13	2.2	6	0
Kosar	9	7	0.8	4	0
Irvin	2	6	3.0	9	0
Novacek	1	2	2.0	21	1
J. Garret	8	-8	-1.0	0	0
Cowboys	490	2,161	4.4	62	20
Opponents	423	1,651	3.9	77	7

RECEIVING	NO	YDS	AVG	LG	TD
Irvin	88	1,390	15.1	61	7
E. Smith	57	414	7.3	86	1
Johnston	50	372	7.4	20	1
Novacek	44	445	10.1	30	1
Harper	36	77	2.16	80	5
K. Williams	20	151	7.6	33	2
Lassic	9	37	4.1	9	0
Gainer	6	37	6.3	8	0
Coleman	4	24	6.0	10	0
T. Williams	1	25	25.0	25	0
Price	1	4	4.0	4	0
Galbraith	1	1	1.0	11	1
Cowboys	317	3,617	11.4	86	18
Opponents	334	3,347	10.0	70	14

INTERCEPTIONS	NO	YDS	AVG	LG	TD
K. Smith	6	56	9.3	32	1
Bates	2	25	12.5	22	0
Everett	2	25	12.5	17	0
Washington	1	38	38.0	24	0
Norton	1	25	25.0	25	0
Marion	1	2	2.0	2	0
Gant	1	0	0.0	0	0
Cowboys	14	171	12.2	32	1
Opponents	6	47	7.8	26	0

PUNTING NO	YDS	AVG	TB	IN20	LG	BL	NET
Jett	56	2,342	41.8	3	22	59	0 37.7
Cowboys	56	2,342	41.8	3	22	59	0 37.7
Opp.	78	3,219	41.3	6	21	60	0 34.8

PUNT RETURNS	NO	FC	YDS	AVG	LG	TD
K. Williams	36	14	381	10.6	64	2
Washington	1	0	0	0.0	0	0
Cowboys	37	14	381	10.3	64	2
Opponents	32	12	169	5.3	20	0

KICKOFF RETURNS	NO	YDS	AVG	LG	TD
K. Williams	31	689	22.2	49	0
K. Smith	1	33	33.0	33	0
Gant	1	18	18.0	18	0
R. Jones	1	12	12.0	12	0
Hennings	1	7	7.0	7	0
Novacek	1	-1	-1.0	-1	0
Vanderbeek	0	0	0.0	0	0
Cowboys	36	758	21.1	49	0
Opponents	66	1,225	18.6	95	1

PASSING	ATT	COMP	YDS	PCT	AVG	ATT	TD	PCT	PCT
Aikman	392	271	3,100	69.1	7.9	15	3	8	6
Kosar	63	36	410	57.1	6.5	3	4	0	0
Rushing	19	9	61	47.4	3.2	0	0	0	0
Harper	1	1	46	100.0	46.0	0	0	0	0
Cowboys	475	317	3,617	66.7	7.6	18	3	8	6
Opponents	555	334	3,347	60.2	6.0	14	2.5	14	2.5

SCORE BY QUARTERS	1	2	3	4	OT	T
Cowboys	76	124	86	87	3	376
Opponents	43	46	79	61	0	229

FIELD GOALS	11-19	20-29	30-39	40-49	50+
Murray	4-4	4-4	9-12	8-8	3-5
Elliot	0-0	1-1	0-1	1-2	0-0
Cowboys	4-4	5-5	9-13	9-10	3-5
Opponents	3-3	11-11	5-6	3-7	0-0

Murray: (,),(,23,50M),(33,19,19,50,48),(30,32),(48,39,29,35M,18),(35,23,40),(34,54M),(44,43),(-),(32M),(23,19,47),(51,52,46),(,)(39M,38,32,41)

Elliot: (22),(49M,43,30M)
Opponents: (32M),(48,35),(20),(42M),(27),(25),(,)(3) (21,45,29),(19,47),(26,24),(44M,20,31,41B,19),(25,44M),(19,21),(,)(32),(29,31)

SCORING	TDR	TDP	TDR%	FG	PAT	S	TP
Murray	0	0	0	28/33	38/38	0	122
E. Smith	9	1	0	0/0	0/0	0	60
Irvin	0	7	0	0/0	0/0	0	42
K. Williams	2	2	2a	0/0	0/0	0	36
Harper	0	5	0	0/0	0/0	0	30
Johnston	3	1	0	0/0	0/0	0	24
Lassic	3	0	0	0/0	0/0	0	18
Coleman	1	2	0	0/0	0/0	0	12
Novacek	1	0	0	0/0	0/0	0	12
Elliot	0	0	0	2/4	2/3	0	8
Galbraith	0	1	0	0/0	0/0	0	6
K. Smith	0	0	1b	0/0	0/0	0	6
Cowboys	20	18	3	30/37	40/41	0	376
Opponents	7	14	2*	22/27	23/23	1*	229

a 64 punt return, vs. Miami (11/25)
b 32 punt return, vs. Washington (12/26)
b 32 int return, @ N.Y. Jets (2/18)

* 95 kickoff return, R Brooks, vs. GB (10/3)
47 fumble return, E. Davis, vs. S.F. (10/17)
Kosar grounding in end zone vs. Phoenix (11/14)

USUAL STARTERS			
WR	Alvin Harper	LE	Tony Tolbert
LT	Mark Tuinei	LT	Tony Cassilas
LG	Nate Newton	RT	Russell Maryland (12)
C	Mark Stepanoski (13)		Leon Lett (4)
	Frank Cormish (3)	RE	Charles Haley (11)
RG	Kevin Gogan		Jim Jeffcoat (3)
RT	Erik Williams	LLB	Dixon Edwards
TE	Jay Novacek	MLB	Ken Norton (13)
WR	Michael Irvin		Robert Jones (3)
QB	Troy Aikman	RLB	Darrin Smith (12)
RB	Emmitt Smith (13)		Ken Norton (3)
	Derrick Lassic (3)	LCB	Kevin Smith
FB	Daryl Johnston	RCB	Larry Brown
		SS	Darren Woodson
K	Eddie Murray	FS	Thomas Everett
P	John Jett		

Pro Bowlers in Bold

1994 ★ DALLAS COWBOYS STATISTICS ★ 1994

FIRST PLACE, NFC EAST HEAD COACH: BARRY SWITZER				
PRESEASON (2-3)				
Date	W/L	Score	Opponent	Att.
7/31	W	17-9	MINNESOTA	59,062
8/7	L	19-27	L.A. RAIDERS	61,932
8/15	L	0-6	Hous. @ Mex. City	112,376
8/21	W	34-10	DENVER	63,923
8/25	L	10-28	@ New Orleans	57,281
REGULAR SEASON (12-4)				
9/4	W	26-9	@ Pittsburgh	60,156
9/11	W	20-17	HOUSTON	64,402
9/19	L	17-20	DETROIT (OT)	64,102
9/25	- Bye -			
10/2	W	34-7	@ Washington	55,394
10/9	W	38-3	ARIZONA	64,518
10/16	W	24-13	PHILADELPHIA	64,703
10/23	W	28-21	@ Arizona	71,023
10/30	W	23-20	@ Cincinnati	57,096
11/7	W	38-10	N.Y. GIANTS	64,836
11/13	L	14-21	@ San Francisco	69,014
11/20	W	31-7	WASHINGTON	64,644
11/24	W	42-31	GREEN BAY	64,597
12/4	W	31-19	@ Philadelphia	65,947
12/10	L	14-19	CLEVELAND	64,826
12/19	W	24-16	@ New Orleans	67,233
12/24	L	10-15	@ N.Y. Giants	66,943
1994 DIVISIONAL PLAYOFF				
1/8/95	W	35-9	GREEN BAY	64,475
1994 NFC CHAMPIONSHIP GAME				
1/15/95	L	28-38	@ San Francisco	69,125

TEAM STATISTICS	DALLAS	OPP
FIRST DOWNS	322	273
Rushing	136	86
Passing	160	157
Penalty	26	30
Third Down-Made/Att.	93/209	91/229
Third Down Efficiency	44.5	39.7
Fourth Down-Made/Att.	6/7	8/17
TOTAL NET YARDS	5,321	4,313
Avg. Per Game	332.6	269.6
Total Plays	1,018	1,006
Avg. Per Play	5.2	4.3
NET YARDS RUSHING	1,953	1,561
Avg. Per Game	122.1	97.6
Total Rushes	550	437
Avg. Per Rush	3.6	3.6
NET YARDS PASSING	3,368	2,752
Avg. Per Game	210.5	172.0
Sacks/Yards Lost	20/93	47/299
Gross Yards	3,461	3,051
Attempts/Completions	418/282	522/269
Pct. of Completions	67.9	51.5
Had Intercepted	14	22
PUNTS/AVERAGE	70/41.9	84/43.3
Net Punting Average	35.4	36.8
PUNT RET./AVG.	44/9.2	36/10.5
KICKOFF RET./AVG.	50/25.7	82/20.8
INT./AVG. RET.	22/13.5	14/12.9
PENALTIES/YARDS	100/895	102/826
FUMBLES/BALL LOST	22/10	15/9
TOUCHDOWNS	50	27
Rushing	26	8
Passing	19	19
Returns	5	0
EXTRA POINT/ATTEMPTS	48/50	24/27
Kicking Made-Attempts	48/48	24/24
Passing Made-Attempts	0/0	0/2
Rushing Made-Attempts	0/2	0/1
FIELD GOALS/ATTEMPTS	22/29	20/25
AVG. TIME OF POSSESSION	31:35	28:25

RUSHING	ATT	YDS	AVG	LG	TD
E. Smith	368	1,484	4.0	46	21
Coleman	64	180	2.8	13	1
Johnston	40	138	3.5	9	2
B. Thomas	24	70	2.9	11	1
Aikman	30	62	2.1	13	1
K. Williams	6	20	3.3	8	0
Agee	5	4	0.8	3	0
Wilson	1	-1	-1.0	-1	0
Garrett	3	-2	-0.7	0	0
Peete	9	-2	-0.2	2	0
Cowboys	550	1,953	3.6	46	26
Opponents	437	1,561	3.6	40	8

RECEIVING	NO	YDS	AVG	LG	TD
Irvin	79	1,241	15.7	65	6
E. Smith	50	341	6.8	68	1
Novacek	47	475	10.1	27	2
Johnston	44	325	7.4	24	2
Harper	33	821	24.9	90	8
K. Williams	13	181	13.9	29	0
Coleman	8	46	5.8	14	0
Galbraith	4	31	7.8	15	0
B. Thomas	2	1	0.5	5	0
Agee	1	2	2.0	2	0
Kennard	1	-3	-3.0	-3	0
Cowboys	282	3,461	12.3	90	19
Opponents	269	3,051	11.3	67	19

INTERCEPTIONS	NO	YDS	AVG	LG	TD
Woodson	5	140	28.0	94	1
Washington	5	43	8.6	25	0
Brown	4	21	5.3	14	0
D. Smith	2	13	6.5	13	1
K. Smith	2	11	5.5	11	0
Tolbert	1	54	54.0	54	1
Marion	1	11	11.0	11	0
Haley	1	1	1.0	1	0
Gant	1	0	0.0	0	0
Holmes	0	3	3.0	3	0
Cowboys	22	297	13.5	94	3
Opponents	14	180	12.9	56	0

PUNTING	NO	YDS	AVG	TB	IN20	LG	BL	NET
Jett	70	2,935	41.9	4	26	58	0	35.4
Cowboys	70	2,935	41.9	4	26	58	0	35.4
Opp.	84	3,637	43.3	7	31	80	0	36.8

PUNT RETURNS	NO	FC	YDS	AVG	LG	TD
K. Williams	39	13	349	8.9	83	1
Holmes	5	1	55	11.0	19	0
Cowboys	44	14	404	9.2	83	1
Opponents	36	14	378	10.5	58	0

KICKOFF RETURNS	NO	YDS	AVG	LG	TD
K. Williams	43	1,148	26.7	87	1
Holmes	4	89	22.3	32	0
Marion	2	39	19.5	21	0
R. Jones	1	8	8.0	8	0
Cowboys	50	1,284	25.7	87	1
Opponents	82	1,709	20.8	67	0

PASSING	ATT	COMP	YDS	PCT	ATT	TD	INT	AVG
Aikman	361	233	2,676	64.5	7.4	13	3.6	12
Peete	56	33	470	58.9	8.4	4	7.1	1.8
Garrett	31	16	315	51.6	10.2	2	6.5	1.3
Cowboys	448	282	3,461	62.9	7.7	19	4.2	14
Opponents	522	269	3,051	51.5	5.8	19	3.6	22

SCORE BY	1	2	3	4	OT	T
QUARTERS						
Cowboys	100	122	104	88	0	414
Opponents	34	93	46	72	3	248

FIELD GOALS	11-19	20-29	30-39	40-49	50+
Bonoli	3-3	3-4	10-12	6-9	0-1
Cowboys	3-3	3-4	10-12	6-9	0-1
Opponents	1-1	6-6	8-8	5-6	0-4

Bonoli: (40,31,21,32),(45,29),(19),(28,47),
(41M,19),(37,(43B),(38M,37,43,38),(45),
(43M),(32,51M),(41,37,35),(19),(1),
(30,20B),(37,37M)

Opponents: (41),(41),(32,51M,57B,51B,44),
(,)(42),(,),(,)(22,33),(23),(,)(53M),(28),
(22,19),(34,32,43,32),(40M,21,32,29),(38,3
0)

SCORING	TDR	TDP	TDR1	FG	PAT	S	TP
E. Smith	21	1	0	0/0	0/0	0	132
Bonoli	0	0	0	22/29	48/48	0	114
Harper	0	8	0	0/0	0/0	0	48
Irvin	0	6	0	0/0	0/0	0	36
Johnston	2	2	0	0/0	0/0	0	24
Novacek	0	2	0	0/0	0/0	0	12
K. Williams	0	0	2a	0/0	0/0	0	12
Aikman	1	0	0	0/0	0/0	0	6
Coleman	1	0	0	0/0	0/0	0	6
D. Smith	0	0	1b	0/0	0/0	0	6
B. Thomas	1	0	0	0/0	0/0	0	6
Tolbert	0	0	1c	0/0	0/0	0	6
Woodson	0	0	1d	0/0	0/0	0	6
Cowboys	26	19	5	22/29	48/48	0	414
Opponents	8	19	0	20/25	24/24	1*	248

2-Pt Conversions: Team 0-2, Opponents 0-3

- a 87 kickoff return vs. Arizona (10/9)
- 83 punt return vs. Washington (11/20)
- b 13 int return @ New Orleans (12/19)
- c 54 int return @ New Orleans (12/19)
- d 94 int return @ Philadelphia (12/4)

* R Peete fum. out of end zone, @ NYG (12/24)

USUAL STARTERS					
WR	Alvin Harper	LE	Tony Tolbert		
LG	Mark Tuinei	RT	Russell Maryland		
LT	Nate Newton	LT	Leon Lett		
C	Mark Stepnoski	RE	Charles Haley		
RG	Derek Kennard	LLB	Dixon Edwards		
RT	Larry Allen (9)	MLB	Robert Jones		
	Erik Williams (7)	RLB	Darrin Smith		
TE	Jay Novacek	LCB	Kevin Smith		
WR	Michael Irvin	RCB	Larry Brown		
QB	Troy Aikman	SS	Darren Woodson		
RB	Emmitt Smith	FS	James Washington		
FB	Charly Johnston				
Pro Bowlers in Bold					
K	Chris Boniol				
P	John Jett				

	PCT	TD	INT	PCT	INT	LG	SKS/YDS	RATING
Cowboys	4.2	14	3.1	90	20/93	87.8		
Opponents	3.6	22	4.2	67	47/299	64.0		

1995 ★ DALLAS COWBOYS STATISTICS ★ 1995

STAFF
PLAYERS
2021 SEASON
RECORDS
PLAYOFF RECORDS
1995 STATISTICS
SIDELINES

FIRST PLACE, NFC EAST HEAD COACH: BARRY SWITZER			
PRESEASON (2-3)			
Date	W/L	Score	Opponent
7/29	W	21-15	BUFFALO
8/5	L	14-27	OAKLAND
8/12	L	7-9	Buffalo @ Toronto
8/21	L	17-20	@ Denver
8/26	W	10-0	Houston @ San Ant.
REGULAR SEASON (12-4)			
9/4	W	35-0	@ N.Y. Giants
9/10	W	31-21	DENVER
9/17	W	23-17	@ Minnesota (OT)
9/24	W	34-20	ARIZONA
10/1	L	23-27	@ Washington
10/8	W	34-24	GREEN BAY
10/15	W	23-9	@ San Diego
10/22	- Bye -		
10/29	W	28-13	@ Atlanta
11/6	W	34-12	PHILADELPHIA
11/12	L	20-38	SAN FRANCISCO
11/19	W	34-21	@ Oakland
11/23	W	24-12	KANSAS CITY
12/3	L	17-24	WASHINGTON
12/10	L	17-20	@ Philadelphia
12/17	W	21-20	N.Y. GIANTS
12/25	W	37-13	@ Arizona
1995 DIVISIONAL PLAYOFF			
1/7/96	W	30-11	PHILADELPHIA
1995 NFC CHAMPIONSHIP GAME			
1/14/96W	38-27	GREEN BAY	65,135
SUPER BOWL XXX (PHOENIX)			
1/28/96W	27-17	Pittsburgh	76,347

TEAM STATISTICS	DALLAS	OPP
FIRST DOWNS	364	303
Rushing	141	113
Passing	195	165
Penalty	28	25
Third Down-Made/Att	83/186	97/216
Third Down Efficiency	44.6	44.9
Fourth Down-Made/Att	8/13	8/19
TOTAL NET YARDS	5,824	5,044
Avg. Per Game	364.0	315.3
Total Plays	1,007	1,001
Avg. Per Play	5.8	5.0
NET YARDS RUSHING	2,201	1,772
Avg. Per Game	137.6	110.8
Total Rushes	495	442
Avg. Per Rush	4.4	4.0
NET YARDS PASSING	3,623	3,272
Avg. Per Game	226.4	204.5
Sacked/Yards Lost	18/118	36/219
Gross Yards	3,741	3,491
Attempts/Completions	494/322	523/293
Pct. of Completions	65.2	56.0
Had Intercepted	10	19
PUNTS/AVERAGE	55/40.8	65/42.7
Net Punting Average	34.7	37.8
PUNT RET./AVG.	23/11.1	22/9.8
KICKOFF RET./AVG.	59/22.0	85/19.5
INT./AVG. RET.	19/13.7	10/15.5
PENALTIES/YARDS	90/695	112/913
FUMBLE/BALL LOST	24/13	16/6
TOUCHDOWNS	51	32
Rushing	29	13
Passing	18	17
Returns	4	2
EXTRA POINT/ATTEMPTS	47/50	30/32
Kicking Made-Attempts	46/48	29/29
Passing Made-Attempts	1/2	1/3
Rushing Made-Attempts	0/0	0/0
FIELD GOALS/ATTEMPTS	27/28	22/27
AVG. TIME OF POSSESSION	31:15	28:45

RUSHING	ATT	YDS	AVG	LG	TD
E. Smith	377	1,773	4.7	60t	25
S. Williams	48	205	4.3	44t	1
Johnston	25	111	4.4	18	2
K. Williams	10	53	5.3	14	0
Aikman	21	32	1.5	12	1
Wilson	10	12	1.2	11	0
Sanders	2	9	4.5	8	0
Lang	1	7	7.0	7	0
Garrett	1	-1	1.0	-1	0
Cowboys	495	2,201	4.4	60t	29
Opponents	442	1,772	4.0	48t	13

RECEIVING	NO	YDS	AVG	LG	TD
Irvin	111	1,603	14.4	50	10
Novacek	62	705	11.4	33t	5
E. Smith	62	375	6.0	40	0
K. Williams	38	613	16.1	48t	2
Johnston	30	248	8.3	24	1
Bljornson	7	53	7.6	16	0
Fleming	6	83	13.8	16	0
S. Williams	3	28	9.3	24	0
Sanders	2	25	12.5	19	0
Watkins	1	8	8.0	8	0
Cowboys	322	3,741	11.6	50	18
Opponents	293	3,491	11.9	81t	17

INTERCEPTIONS	NO	YDS	AVG	LG	TD
Brown	6	124	20.7	65t	2
Marion	6	40	6.7	32t	1
Woodson	2	46	23.0	37t	1
Sanders	2	34	17.0	34	0
Myles	1	15	15.0	15	0
Brice	1	2	2.0	2	0
Holmes	1	0	0.0	0	0
Cowboys	19	261	13.7	65t	4
Opponents	10	155	15.5	48t	1

PUNTING NO	YDS	AVG	TB	INTO LG	BL	NET	
Jett	53	2,166	40.9	6	17	58	0 34.5
Boniol	2	77	38.5	0	2	56	0 38.5
Cowboys	55	2,243	40.8	6	19	58	0 34.7
Opp.	65	2,775	42.7	3	22	60	0 37.8

PUNT RETURNS	NO	FC	YDS	AVG	LG	TD
K. Williams	18	15	166	9.2	30	0
Holmes	4	1	35	8.8	13	0
Sanders	1	1	54	54.0	43	0
Cowboys	23	17	255	11.1	43	0
Opponents	22	10	216	9.8	21	0

KICKOFF RETURNS	NO	YDS	AVG	LG	TD
K. Williams	49	1,108	22.6	43	0
Holmes	5	134	26.8	46	0
Marion	1	16	16.0	16	0
Sanders	1	15	15.0	15	0
Schwartz	1	9	9.0	9	0
Watkins	1	-6	-6.0	-6	0
Cowboys	58	1,276	22.0	46	0
Opponents	85	1,661	19.5	59	0

PASSING	ATT	COMP	YDS	PCT	AVG	ATT	TD	PCT	INT	PCT	LG	SKS/YDS	RATING
Aikman	432	280	3,304	64.8	7.7	16	3.7	7	1.6	50	14/89	93.6	
Wilson	57	38	391	66.7	6.9	1	1.8	3	5.3	38	4/29	70.1	
Garrett	5	4	46	80.0	9.2	1	20.0	0	0.0	24	0/0	144.6	
Cowboys	494	322	3,741	65.2	7.6	18	3.6	10	2.0	50	18/118	91.7	
Opponents	523	293	3,491	56.0	6.7	17	3.3	19	3.6	81t	36/219	72.3	

SCORE BY QUARTERS	1	2	3	4	OT	T
Cowboys	102	133	83	111	6	435
Opponents	38	104	78	71	0	291

FIELD GOALS	11-19	20-29	30-39	40-49	50+
Boniol	0-0	11-12	13-13	3-3	0-0
Cowboys	0-0	11-12	13-13	3-3	0-0
Opponents	1-1	7-7	7-8	7-10	0-1

Boniol: (), (45), (39,20M), (25,30), (32,34,23), (24,35), (30), (1), (42,37), (26,37), (26,38), (20), (37), (21), (27,32,23,45,35), (39,23,24), (38,46), (42), (1), (21,40), (36,37), (26), (31M), (34,37), (47), (42,27,38,42), (40M,20,27), (21,23)
--

SCORING	TDR	TDPT	DRt	2Pt	FG	PAT	S	TP
E. Smith	25	0	0	0	0	0	0	150
Boniol	0	0	0	0	27/28	46/48	0	127
Irvin	0	10	0	0	0	0	0	60
Novacek	0	5	0	1	0	0	0	32
Johnston	2	1	0	0	0	0	0	18
Brown	0	0	2a	0	0	0	0	12
K. Williams	0	2	0	0	0	0	0	12
Aikman	1	0	0	0	0	0	0	6
Marion	0	0	1b	0	0	0	0	6
S. Williams	1	0	0	0	0	0	0	6
Woodson	0	0	1c	0	0	0	0	6
Cowboys	29	18	4	1	27/28	46/48	0	435
Opponents	13	17	2*	1	22/27	29/29	1	291

2-Pt Conversions: Team 1-2, Opponents 1-3

- a 20 int return vs Philadelphia (11/6)
- b 65 int return @ Philadelphia (12/10)
- c 37 int return @ Arizona (1V25)
- c 37 int return @ Washington(10/1)

* Hanks 38 fumble return vs SF (11/12)
 A. Williams 48 int. return @ Arizona (12/25)
 + Aikman sacked in end zone @ SD (10/15)

USUAL STARTERS			
WR	Kevin Williams	LE	Tony Tolbert
LT	Mark Tuinei	RT	Russell Maryland
LG	Nate Newton	LT	Leon Lett (10)
C	Ray Donaldson (12)		Chad Hennings (6)
	Derrek Kennard (4)	RE	Charles Haley (11)
RG	Larry Allen		Shante Carver (3)
RT	Erik Williams	LLB	Dixon Edwards
TE	Jay Novacek	MLB	Robert Jones (12)
WR	Michael Irvin		Godfrey Myles (4)
QB	Troy Aikman	RLB	Darrin Smith (9)
RB	Emmit Smith		Godfrey Myles (7)
FB	Daryl Johnston	LCB	Deion Sanders (9)
			Clayton Holmes (6)
K	Chris Boniol	RCB	Larry Brown
P	John Jett	SS	Darren Woodson
		FS	Brook Marion

Pro Bowlers in Bold														
	AVG	PCT	INT	PCT	LG	SKS/YDS	RATING							
	7.7	64.8	7.7	16	3.7	7	1.6	50	14/89	93.6				
	6.9	66.7	6.9	1	1.8	3	5.3	38	4/29	70.1				
	9.2	80.0	9.2	1	20.0	0	0.0	24	0/0	144.6				
	7.6	65.2	7.6	18	3.6	10	2.0	50	18/118	91.7				
	6.7	56.0	6.7	17	3.3	19	3.6	81t	36/219	72.3				

1996 ★ DALLAS COWBOYS STATISTICS ★ 1996

FIRST PLACE, NFC EAST HEAD COACH: BARRY SWITZER

PRESEASON (2-3)

Date	W/L	Score	Opponent	Att.
7/27	W	35-34	OAKLAND	61,524
8/5	L	6-32	Kan. City @ Mont.	45,128
8/12	L	7-31	NEW ENGLAND	57,874
8/17	L	3-20	DENVER	56,115
8/24	W	24-19	Houston @ Orlando	44,296

REGULAR SEASON (10-6)

Date	W/L	Score	Opponent	Att.
9/2	L	6-22	@ Chicago	63,076
9/8	W	27-0	N.Y. GIANTS	63,069
9/15	L	24-25	INDIANAPOLIS	63,021
9/22	L	7-10	@ Buffalo	78,098
9/30	W	23-19	@ Philadelphia	67,201
10/6			- Bye -	
10/13	W	17-3	ARIZONA	64,096
10/20	W	32-28	ATLANTA	64,091
10/27	W	29-10	@ Miami	75,283
11/3	L	21-31	PHILADELPHIA	64,952
11/10	W	20-17	@ San Fran. (OT)	68,919
11/18	W	21-6	GREEN BAY	65,032
11/24	L	6-20	@ N.Y. Giants	77,081
11/28	W	21-10	WASHINGTON	64,955
12/8	W	10-6	@ Arizona	70,763
12/15	W	12-6	NEW ENGLAND	65,578
12/22	L	10-37	@ Washington	56,454

1996 NFC WILD CARD GAME

12/28	W	40-15	MINNESOTA	64,682
-------	---	-------	-----------	--------

1996 DIVISIONAL PLAYOFF

1/5/97	L	17-26	@ Carolina	72,808
--------	---	-------	------------	--------

TEAM STATISTICS

	DALLAS	OPP
FIRST DOWNS	286	260
Rushing	105	89
Passing	163	144
Penalty	18	27
Third Down-Made/Att	89/213	73/212
Third Down Efficiency	41.8	34.4
Fourth Down-Made/Att	4/8	12/20
TOTAL NET YARDS	4,763	4,382
Avg. Per Game	297.7	273.9
Total Plays	981	958
Avg. Per Play	4.9	4.6
NET YARDS RUSHING	1,641	1,576
Avg. Per Game	102.6	98.5
Total Rushes	475	437
Avg. Per Rush	3.5	3.6
NET YARDS PASSING	3,122	2,806
Avg. Per Game	195.1	175.4
Sacked/Yards Lost	19/127	37/219
Gross Yards	3,249	3,025
Attempts/Completions	487/307	484/271
Pct. of Completions	63.0	56.0
Had Intercepted	14	19
PUNTS/AVERAGE	74/42.6	75/46.1
Net Punting Average	36.8	39.5
PUNT RET./AVG.	44/9.0	32/7.8
KICKOFF RET./AVG.	53/25.3	70/20.4
INT./AVG. RET.	19/8.8	14/17.9
PENALTIES/YARDS	103/832	94/717
FUMBLES/BALL LOST	24/15	26/14
TOUCHDOWNS	27	24
Rushing	14	10
Passing	12	10
Returns	1	4
EXTRA POINT/ATTEMPTS	26/27	20/24
Kicking Made-Attempts	24/25	20/20
Passing Made-Attempts	2/2	0/3
Rushing Made-Attempts	0/0	0/1
FIELD GOALS/ATTEMPTS	32/36	28/32
AVG TIME OF POSS.	30:53	29:07

RUSHING	ATT	YDS	AVG	LG	TD
E. Smith	327	1,204	3.7	42	12
Sh. Williams	69	269	3.9	27	0
Walker	10	83	8.3	39†	1
Johnston	22	48	2.2	7	0
Aikman	35	42	1.2	10	1
K. Williams	4	11	2.8	9	0
Wilson	4	5	1.3	8	0
Sanders	3	2	0.7	3	0
Jett	1	-23	-23.0	-23	0
Cowboys	475	1,641	3.5	42	14
Opponents	437	1,576	3.6	37	10

RECEIVING	NO	YDS	AVG	LG	TD
Irvin	64	962	15.0	61	2
Bjornson	48	388	8.1	25	3
E. Smith	47	249	5.3	21	3
Johnston	43	278	6.5	23	1
Sanders	36	475	13.2	41	1
K. Williams	27	323	12.0	31	1
Martin	25	380	15.2	60†	1
Walker	7	89	12.7	24	0
Sh. Williams	5	41	8.2	13	0
Armstrong	2	10	5.0	6	0
St. Williams	1	32	32.0	32	0
Mitchell	1	17	17.0	17	0
Ware	1	5	5.0	5	0
Cowboys	307	3,249	10.6	61	12
Opponents	271	3,025	11.2	52	10

INTERCEPTIONS	NO	YDS	AVG	LG	TD
K. Smith	5	45	9.0	24	0
Woodson	5	43	8.6	21	0
Teague	4	47	11.8	22	0
Harper	2	30	15.0	15	0
Sanders	2	3	1.5	2	0
Strickland	1	0	0.0	0	0
Cowboys	19	168	8.8	24	0
Opponents	14	250	17.9	104†	1

PUNTING	NO	YDS	AVG	TB	IN20	LG	BL	NET
Jett	74	3,150	42.6	9	22	60	0	36.8
Cowboys	74	3,150	42.6	9	22	60	0	36.8
Opp.	75	3,459	46.1	5	23	67	0	39.5

PUNT RETURNS	NO	FC	YDS	AVG	LG	TD
Martin	41	10	373	9.1	22	0
K. Williams	2	0	17	8.5	9	0
Sanders	1	1	4	4.0	4	0
Cowboys	44	11	394	9.0	22	0
Opponents	32	23	249	7.8	52	0

KICKOFF RETURNS	NO	YDS	AVG	LG	TD
Walker	27	779	28.9	89	0
K. Williams	21	471	22.4	39	0
Marion	3	68	22.7	37	0
C. Williams	2	21	10.5	21	0
Cowboys	53	1,339	25.3	89	0
Opponents	70	1,431	20.4	50	0

PASSING	ATT	COMP	YDS	PCT	ATT	AVG	PCT	PCT	TD	INT	INT	LG	SKS/YDS	RATING
Aikman	465	296	3,126	63.7	6.7	12	2.6	13	2.8	61	18/120	80.1		
Wilson	18	8	79	44.4	4.4	0	0.0	1	5.6	20	1/7	34.3		
Garrett	3	3	44	100.0	14.7	0	0.0	0	0.0	32	0/0	118.8		
Sh. Williams	1	0	0	0.0	0.0	0	0.0	0	0.0	0	0/0	39.6		
Cowboys	487	307	3,249	63.0	6.7	12	2.5	14	2.9	61	19/127	78.6		
Opponents	484	271	3,025	56.0	6.3	10	2.1	19	3.9	52	37/219	65.3		

SCORE BY	1	2	3	4	OT	T
QUARTERS						
Cowboys	60	85	57	81	3	286
Opponents	52	80	51	67	0	250

FIELD GOALS	11-19	20-29	30-39	40-49	50-54
Boniol	1-1	13-13	12-13	5-7	1-2
Cowboys	1-1	13-13	12-13	5-7	1-2
Opponents	1-1	10-11	8-10	7-8	2-2

Boniol:	(28,43M,28),(23,29),(52,40M,57M),(36B),(46,30,21),(23),(49),(33,29,24),(19,37),(26,29),(45,37,42,35,39,38,28),(31,37),(1,31),(23,36,35,29),(34)
Opponents:	(31,35M,42,34),(1),(23,25,52,43),(32),(46,29B),(49),(23,54,32,28,37),(26),(30),(28),(32M),(45,46),(40B,21),(33,28),(21,30),(46,29,18)

SCORING	TDR	TD	PTDR	2Pt	FG	PAT	S	TP
Boniol	0	0	0	0	32/36	24/25	0	120
E. Smith	12	3	0	0	0/0	0/0	0	90
Bjornson	0	3	0	1	0/0	0/0	0	20
Irvin	0	2	0	1	0/0	0/0	0	14
Sanders	0	1	1a	0	0/0	0/0	0	12
Aikman	1	0	0	0	0/0	0/0	0	6
Johnston	0	1	0	0	0/0	0/0	0	6
Martin	0	1	0	0	0/0	0/0	0	6
Walker	1	0	0	0	0/0	0/0	0	6
K. Williams	0	1	0	0	0/0	0/0	0	6
Cowboys	14	12	1	0	32/36	24/25	0	286
Opponents	10	10	4*	0	28/32	20/20	1	250

2-Pt Conversions: Cowboys 2-2 Opponents 0-4

a 22 fumble return vs. Indianapolis (9/15)

* Cox 0 fumble recovery @ Chicago (9/2)
Hall 32 int return @ Philadelphia (9/30)
Vincent 90 int return vs. Philadelphia (11/3)
Wooten 54 fumble return @ N.Y. Giants (11/24)
† Jett runs out of end zone @ Philadelphia (9/30)

USUAL STARTERS

WR	Kevin Williams (9)	LE	Tony Tolbert
	Deion Sanders (3)	LT	Chad Hennings
LT	Mark Tuinei	RT	Leon Lett
LG	Nate Newton	RE	Shante Carver (7)
C	Ray Donaldson		Charles Haley (5)
RG	Larry Allen		Hurvin McCormack (8)
RT	Erik Williams	LLB	Broderick Thomas (8)
TE	Eric Bjornson (10)		Randall Godfrey (6)
	Tyji Armstrong (5)	MLB	Fred Strickland
WR	Michael Irvin (11)	RLB	Darin Smith
	Deion Sanders (5)	LCB	Kevin Smith
QB	Troy Aikman	RCB	Deion Sanders
RB	Emmitt Smith	SS	Darren Woodson
FB	Daryl Johnston	FS	Brock Marion (10)
			George Teague (6)
K	Chris Boniol		
P	John Jett		
ST	Jim Schwartz		Pro Bowlers in Bold

1998 ★ DALLAS COWBOYS STATISTICS ★ 1998

FIRST PLACE, NFC EAST HEAD COACH: CHAN GAILEY				
PRESEASON (0-5)				
Date	W/L	Score	Opponent	Att.
8/1	L	19-20	SEATTLE	59,357
8/8	L	3-16	OAKLAND	61,048
8/17	L	3-21	N.E. @ Mex. City	106,424
8/22	L	14-22	@ St. Louis	56,461
8/27	L	20-42	@ Jacksonville	71,526
REGULAR SEASON (10-6)				
9/6	W	38-10	ARIZONA	63,602
9/13	L	23-42	@ Denver	75,013
9/21	W	31-7	@ N.Y. Giants	78,039
9/27	L	12-13	OAKLAND	63,544
10/4	W	31-10	@ Washington	72,294
10/11	W	27-20	CAROLINA	64,181
10/18	L	24-13	@ Chicago	59,201
10/25			- Bye	
11/2	W	34-0	@ Philadelphia	67,002
11/8	W	16-6	N.Y. GIANTS	64,316
11/15	W	35-28	@ Arizona	69,923
11/22	W	30-22	SEATTLE	64,142
11/26	L	36-46	MINNESOTA	64,366
12/6	L	3-22	@ New Orleans	65,065
12/13	L	17-20	@ Kansas City	77,697
12/20	W	13-9	PHILADELPHIA	62,722
12/27	W	23-7	WASHINGTON	63,565
1998 NFC WILD CARD GAME				
1/2/99	L	7-20	ARIZONA	62,969

TEAM STATISTICS		DALLAS	OPP
FIRST DOWNS		308	276
Rushing	125	84	
Passing	154	162	
Penalty	29	30	
Third Down-Made/Att	76/206	71/210	
Third Down Efficiency	36.9	33.8	
Fourth Down-Made/Att	8/12	5/20	
TOTAL NET YARDS	5,450	5,164	
Avg. Per Game	340.6	322.8	
Total Plays	992	988	
Avg. Per Play	5.5	5.2	
NET YARDS RUSHING	2,014	1,619	
Avg. Per Game	125.9	101.2	
Total Rushes	499	401	
Avg. Per Rush	4.0	4.0	
NET YARDS PASSING	3,436	3,545	
Avg. Per Game	214.8	221.6	
Sacked/Yards Lost	19/110	34/222	
Gross Yards	3,546	3,767	
Attempts/Completions	474/279	553/290	
Pct. of Completions	58.9	52.4	
Had Intercepted	8	14	
NETS/AVERAGE	78/42.8	85/42.4	
Net Punting Average	36.6	35.0	
PUNT RET./AVG.	39/12.6	34/6.2	
KICKOFF RET./AVG.	51/23.4	69/18.5	
INT./AVG. RET.	14/17.9	8/15.1	
PENALTIES/YARDS	128/1,108	120/937	
FUMBLES/BALL LOST	18/7	23/12	
TOUCHDOWNS	42	32	
Rushing	21	10	
Passing	17	21	
Returns	4	1	
EXTRA POINT/ATTEMPTS	40/42	31/32	
Kicking Made-Attempts	40/40	29/30	
Passing Made-Attempts	0/2	1/1	
Rushing Made-Attempts	0/0	1/1	
FIELD GOALS/ATTEMPTS	29/35	16/19	
AVG TIME OF POSS.	31:50	28:10	

RUSHING	ATT	YDS	AVG	LG	TD
E. Smith	319	1,332	4.2	32	13
Warren	59	291	4.9	49	4
S. Williams	64	220	3.4	24	1
Aikman	22	69	3.1	23	2
Gowin	1	33	33.0	33	0
Johnston	8	17	2.1	6	0
B. Davis	4	15	3.8	8	0
Garrett	11	14	1.3	5	0
Ogden	1	12	12.0	12	0
Mills	3	9	3.0	5	0
Bjornson	1	7	7.0	7	1
Irvin	1	1	1.0	1	0
Quinn	5	-6	-1.2	-1	0
Cowboys	499	2,014	4.0	49	21
Opponents	401	1,619	4.0	63	10

RECEIVING	NO	YDS	AVG	LG	TD
Irvin	74	1,057	14.3	51	1
B. Davis	39	691	17.7	80	3
Mills	28	479	17.1	43	4
E. Smith	27	175	6.5	24	2
LaFleur	20	176	8.8	24	2
Jeffers	18	330	18.3	67	2
Johnston	18	60	3.3	9	1
Bjornson	15	218	14.5	43	1
Warren	13	66	5.1	15	1
S. Williams	11	104	9.5	30	0
Ogden	8	63	7.9	12	0
Sanders	7	100	14.3	55	0
Clay	1	27	27.0	27	0
Cowboys	279	3,546	12.7	80	17
Opponents	290	3,767	13.0	89	21

INTERCEPTIONS	NO	YDS	AVG	LG	TD
Sanders	5	153	30.6	71	1
K. Smith	2	31	15.5	22	0
Mathis	2	0	0.0	0	0
Wheaton	1	41	41.0	41	0
Coakley	1	18	18.0	18	0
Reese	1	6	6.0	6	0
Woodson	1	1	1.0	1	0
Godfrey	1	0	0.0	0	0
Cowboys	14	250	17.9	71	1
Opponents	8	121	15.1	30	1

PUNTING	NO	YDS	AVG	TB	IN20	LG	BL	NET
Gowin	77	3,342	43.4	14	65	1	36.6	
Cowboys	78	3,342	42.8	14	31	65	1	36.6
Opp.	85	3,604	42.4	7	22	65	0	35.0

PUNT RETURNS	NO	FC	YDS	AVG	LG	TD
Sanders	24	8	375	15.6	69	2
Hughes	10	3	93	9.3	35	0
Warren	2	1	11	5.5	6	0
Mathis	2	1	3	1.5	5	0
K. Smith	1	0	11	11.0	11	0
Cowboys	39	13	493	12.6	69	2
Opponents	34	13	210	6.2	18	0

KICKOFF RETURNS	NO	YDS	AVG	LG	TD
Mathis	25	621	24.8	42	0
Hughes	11	274	24.9	36	0
Warren	5	90	18.0	23	0
S. Williams	4	103	25.8	40	0
Ogden	3	65	21.7	28	0
Sanders	1	16	16.0	16	0
LaFleur	1	12	12.0	12	0
B. Davis	1	10	10.0	10	0
Cowboys	51	1,191	23.4	42	0
Opponents	69	1,274	18.5	44	0

SCORE BY	1	2	3	4	OT	T
QUARTERS						
Cowboys	72	124	80	105	-	381
Opponents	77	82	66	50	-	275

FIELD GOALS	11-19	20-29	30-39	40-49	50+
Cunningham	1-1	9-9	8-11	10-11	1-3
Cowboys	1-1	9-9	8-11	10-11	1-3
Opponents	0-0	6-6	5-5	3-6	2-2

SCORING	TDR	TD	TP	2Pt	FG	PAT	S	TP
Cunningham	0	0	0	0	29/35	40/40	0	127
E. Smith	13	2	0	0	0/0	0/0	0	30
Warren	4	1	0	0	0/0	0/0	0	90
Mills	0	4	0	0	0/0	0/0	0	24
B. Davis	0	3	0	0	0/0	0/0	0	18
Sanders	0	0	3a	0	0/0	0/0	0	18
Aikman	2	0	0	0	0/0	0/0	0	12
Bjornson	1	1	0	0	0/0	0/0	0	12
Jeffers	0	2	0	0	0/0	0/0	0	12
LaFleur	0	2	0	0	0/0	0/0	0	12
Wheaton	0	0	1b	0	0/0	0/0	1	8
Irvin	0	1	0	0	0/0	0/0	0	6
Johnston	0	1	0	0	0/0	0/0	0	6
S. Williams	1	0	0	0	0/0	0/0	0	6
Cowboys	21	17	4	0	39/35	40/40	1	381
Opponents	10	21	1*	2	16/19	29/30	1	275

2-PT Conversions: Cowboys 0-2; Opponents 2-2

a 59 punt return @ N.Y. Giants (9/21)
71 int return @ N.Y. Giants (9/21)
69 punt return @ Philadelphia (11/2)
b 15 fumble return vs. Arizona (9/6)
+ Aruzag tackled in end zone vs. Oakland (9/27)

* Adams 25 int return vs. Seattle (11/22)
Aikman grounding in end zone @ NO (12/6)

USUAL STARTERS			
WR	Billy Davis	LE	Kavika Pittman
LT	Larry Allen	LT	Leon Lett
LG	Nate Newton	RT	Chad Hennings
C	Clay Shiver (9)	RE	Greg Ellis
LB	Michael Kiselak (7)	LLB	Randall Godfrey
RG	Flozell Adams (10)	MLB	Fred Strickland
	Everett McIver (6)	RLB	Dexter Coakley
RT	Erik Williams	LCB	Kevin Smith (12)
TE	David LaFleur		Kevin Mathis (4)
WR	Michael Irvin	RCB	Deion Sanders (11)
QB	Troy Aikman (11)		Charlie Williams (3)
	Jason Garrett (5)	SS	Darren Woodson
RB	Emmitt Smith	FS	Omar Stoutmire (12)
FB	Daryl Johnston		George Teague (4)
K	Richie Cunningham	Pro Bowlers in Bold	
P	Toby Gowin		

1999 ★ DALLAS COWBOYS STATISTICS ★ 1999

STAFF PLAYERS 2021 SEASON RECORDS PLAYOFF RECORDS 1999 STATISTICS SIDELINES

SECOND PLACE, NFC EAST HEAD COACH: CHAN GAILEY			
PRESEASON (1-4)			
Date	W/L	Score	Opponent
8/9	L	17-20	Clev. @ Canton (OT)
8/15	L	3-10	@ Oakland
8/21	L	14-34	@ New England
8/29	W	22-12	DENVER
9/2	L	6-27	JACKSONVILLE
REGULAR SEASON (8-8)			
9/12	W	41-35	@ Wash. (OT)
9/20	W	24-7	ATLANTA
9/26			- Bye -
10/3	W	35-7	ARIZONA
10/10	L	10-13	@ Philadelphia
10/18	L	10-13	@ N.Y. Giants
10/24	W	38-20	WASHINGTON
10/31	L	24-34	@ Indianapolis
11/8	L	17-27	@ Minnesota
11/14	W	27-13	GREEN BAY
11/21	L	9-13	@ Arizona
11/25	W	20-0	MIAMI
12/5	L	6-13	@ New England
12/12	W	20-10	PHILADELPHIA
12/19	L	21-22	N.Y. JETS
12/24	L	24-31	@ New Orleans
1/2/00	W	26-18	N.Y. GIANTS
1999 NFC WILD CARD GAME			
1/9/00	L	10-27	@ Minnesota

TEAM STATISTICS		DALLAS	OPP
FIRST DOWNS	295	266
Rushing	129	81
Passing	139	154
Penalty	27	31
Third Down-Made/Att	77/129	71/221
Third Down Efficiency	35.2	32.1
Fourth Down-Made/Att	6/17	4/9
TOTAL NET YARDS	5,178	4,840
Avg. Per Game	323.6	302.5
Total Plays	1,024	997
Avg. Per Play	5.1	4.9
NET YARDS RUSHING	2,051	1,442
Avg. Per Game	128.2	90.1
Total Rushes	493	417
Avg. Per Rush	4.2	3.5
NET YARDS PASSING	3,127	3,398
Avg. Per Game	195.4	212.4
Sacked/Yards Lost	24/151	35/217
Gross Yards	3,278	3,615
Attempts/Completions	507/295	545/297
Pct. of Completions	58.2	54.5
Had Intercepted	13	24
PUNTS/AVERAGE	81/43.2	93/41.2
Net Punting Average	35.1	34.2
PUNT RET./AVG.	41/10.7	43/10.7
KICKOFF RET./AVG.	58/23.7	62/20.3
INT./AVG. RET.	24/18.4	13/7.7
PENALTIES/YARDS	136/1,196	107/862
FUMBLES/BALL LOST	22/10	23/9
TOUCHDOWNS	42	28
Rushing	16	6
Passing	20	19
Returns	6	3
EXTRA POINT/ATTEMPTS	41/41	27/28
Kicking Made-Attempts	41/41	24/24
Passing Made-Attempts	0/0	1/1
Rushing Made-Attempts	0/0	2/3
FIELD GOALS/ATTEMPTS	19/31	26/33
AVG TIME OF POSS.	31:51	28:09

	ATT	COMP	YDS	PCT	AVG	PCT			LG	SKS/YDS	RATING	
						TD	INT	INT				
Aikman	442	263	2,964	59.5	6.7	17	3.8	12	2.7	90t	19/130	81.1
Garrett	64	32	314	50.0	4.9	3	4.7	1	1.6	37t	5/21	73.3
Sanders	1	0	0	0.0	0.0	0	0.0	0	0.0	0	0/0	39.6
Cowboys	507	295	3,278	58.2	6.5	20	3.9	13	2.6	90t	24/151	80.0
Opponents	545	297	3,615	54.5	6.6	19	3.5	24	4.4	71	35/217	68.4

RUSHING	ATT	YDS	AVG	LG	TD
E. Smith	329	1,397	4.2	63t	11
Warren	99	403	4.1	25	2
Ismail	13	110	8.5	27t	1
Chancey Thomas	14	57	4.1	11	0
Bjornson	1	20	20.0	20t	1
Garrett	6	12	2.0	9	0
Aikman	21	10	0.5	7	1
Tucker	1	8	8.0	8	0
Mills	1	-1	-1.0	-1	0
Cowboys	493	2,051	4.2	63t	16
Opponents	417	1,442	3.5	37	6

RECEIVING	NO	YDS	AVG	LG	TD
Ismail	80	1,097	13.7	76t	6
LaFleur	35	322	9.2	25	7
Warren	34	224	6.6	24	0
Mills	30	325	10.8	36	0
E. Smith	27	119	4.4	14	2
Tucker	23	439	19.1	90t	2
Ogden	12	144	12.0	25	0
Irvn	10	167	16.7	37t	3
Bjornson	10	131	13.1	32	0
Thomas	10	64	6.4	13	0
McGarity	7	70	10.0	18	0
Brazzell	5	114	22.8	53	0
Lucky	5	25	5.0	8	0
Sanders	4	24	6.0	9	0
Lester	2	9	4.5	6	0
Johnston	1	4	4.0	4	0
Cowboys	295	3,278	11.1	90t	20
Opponents	297	3,615	12.2	71	19

INTERCEPTIONS	NO	YDS	AVG	LG	TD
Coakley	4	119	29.8	46t	1
Teague	3	127	42.3	95t	2
Reese	3	28	9.3	24	0
Sanders	3	2	0.7	2	0
Hawthorne	3	-2	-0.7	0	0
Hambrick	2	44	22.0	25	0
Woodson	2	5	2.5	5	0
Ellis	1	87	87.0	87t	1
K. Smith	1	16	16.0	16	0
Godfrey	1	10	10.0	10	0
Nguyen	1	6	6.0	6	0
Cowboys	24	442	18.4	95t	4
Opponents	13	100	7.7	30	0

PUNTING NO	YDS	AVG	TD	IN20	LG	BL	NET
Gowin	81	3,500	43.2	10	24	64	0 35.1
Cowboys	81	3,500	43.2	10	24	64	0 35.1
Opp.	93	3,836	41.2	11	17	59	1 34.2

PUNT RETURNS	NO	FC	YDS	AVG	LG	TD
Sanders	30	1	344	11.5	76	1
Tucker	4	2	52	13.0	41	0
Ogden	4	2	28	7.0	10	0
McGarity	3	4	16	5.3	9	0
Cowboys	41	9	440	10.7	76	1
Opponents	43	14	459	10.7	85t	1

KICKOFF RETURNS	NO	YDS	AVG	LG	TD
Tucker	22	613	27.9	79	0
Mathis	18	408	22.7	37	0
Ogden	12	252	21.0	29	0
Sanders	4	87	21.8	31	0
Noble	1	9	9.0	9	0
Coakley	1	3	3.0	3	0
Cowboys	58	1,372	23.7	79	0
Opponents	62	1,259	20.3	32	0

SCORE BY	1	2	3	4	OT	T
QUARTERS						
Cowboys	87	92	80	87	6	352
Opponents	28	56	76	116	0	276

FIELD GOALS	11-19	20-29	30-39	40-49	50+
Cunningham	0-0	4-6	5-6	3-9	0-1
Murray	0-0	3-3	3-4	1-2	0-1
Cowboys	0-0	7-9	8-10	4-11	0-0
Opponents	0-0	8-8	11-11	7-13	0-1

SCORING	TDR	TDPT	TDRt	2Pt	FG	PAT	S	TP
E. Smith	11	2	0	0	0/0	0/0	0	78
Cunningham	0	0	0	0	12/22	31/31	0	67
Ismail	1	6	0	0	0/0	0/0	0	42
LaFleur	0	7	0	0	0/0	0/0	0	42
Murray	0	0	0	0	7/9	10/10	0	31
Irvn	0	3	0	0	0/0	0/0	0	18
Ellis	0	0	2a	0	0/0	0/0	0	12
Teague	0	0	2b	0	0/0	0/0	0	12
Tucker	0	2	0	0	0/0	0/0	0	12
Warren	2	0	0	0	0/0	0/0	0	12
Aikman	1	0	0	0	0/0	0/0	0	6
Bjornson	1	0	0	0	0/0	0/0	0	6
Coakley	0	0	1c	0	0/0	0/0	0	6
Sanders	0	0	1d	0	0/0	0/0	0	6
Hambrick	0	0	0	0	0/0	0/0	1+	2
Cowboys	16	20	6	0	19/31	41/41	1	352
Opponents	6	19	3*	3	26/33	24/24	0	276

2-Pt Conversions: Cowboys 0-0; Opponents 3-4
 a 87 int return vs. Atlanta (9/20)
 98 fumble return vs. Arizona (10/3)
 b 32 int return vs. Arizona (10/3)
 95 int return vs. Green Bay (11/14)
 c 46 int return vs. Miami (11/25)
 d 70 punt return vs. Washington (10/24)
 + Forced punter out of end zone @ Ari (11/21)

* Barber 85 punt return @ N.Y. Giants (10/18)
 Wilkins 0 fumble recovery @ Ind (10/31)
 Weary 58 fumble return @ New Orleans (12/24)

USUAL STARTERS			
WR	Raghib Ismail	LE	Kavika Pittman
LT	Flozell Adams	LT	Alonzo Spellman
LG	Larry Allen (11)	RT	Chad Hennings
	Solomon Page (5)	RE	Greg Ellis
C	Mark Stepanoski	LLB	Darren Hambrick
RG	Everett McIver	MLB	Randall Godfrey
RT	Erik Williams	RLB	Dexter Coakley
TE	David LaFleur	LCB	Kevin Smith (8)
WR	Emie Mills (5)	CB	Kevin Mathis (4)
	Michael Irvin (4)	RCB	Deion Sanders (14)
	Jason Tucker (3)		Charlie Williams (2)
QB	Troy Aikman	SS	Darren Woodson
RB	Emmitt Smith	FS	George Teague
FB	Robert Thomas		

Pro Bowlers in Bold	
P	Toby Gowin
K	Riche Cunningham (12)
	Eddie Murray (4)

2000 ★ DALLAS COWBOYS STATISTICS ★ 2000

FOURTH PLACE, NFC EAST HEAD COACH: DAVE CAMPO				
PRESEASON (0-5)				
Date	W/L	Score	Opponent	Att.
7/30	L	10-38	PITTSBURGH	56,391
8/5	L	9-20	Atlanta @ Tokyo	42,178
8/13	L	20-21	OAKLAND	56,878
8/19	L	23-36	@ Denver	76,632
8/24	L	17-24	ST. LOUIS	57,261
REGULAR SEASON (5-11)				
9/3	L	14-41	PHILADELPHIA	62,872
9/10	L	31-32	@ Arizona	66,009
9/18	W	27-21	@ Washington	84,431
9/24	L	24-41	SAN FRANCISCO	64,127
10/1	W	16-13	@ Carolina (OT)	73,310
10/8			- Bye -	
10/15	L	14-19	@ N.Y. Giants	78,189
10/22	W	48-7	ARIZONA	62,981
10/29	L	17-23	JACKS'V'L (OT)	63,554
11/5	L	13-16	@ Philadelphia (OT)	65,636
11/12	W	23-6	CINCINNATI	62,170
11/19	L	0-27	@ Baltimore	69,416
11/23	L	15-27	MINNESOTA	63,878
12/3	L	7-27	@ Tampa Bay	65,621
12/10	W	32-13	WASHINGTON	63,467
12/17	L	13-17	N.Y. GIANTS	61,311
12/25	L	0-31	@ Tennessee	68,498

TEAM STATISTICS			DALLAS	OPP
FIRST DOWNS	276	309		
Rushing	116	137		
Passing	128	145		
Penalty	32	27		
Third Down-Made/Att	70/195	84/208		
Third Down Efficiency	35.9	40.4		
Fourth Down-Made/Att	10/18	8/18		
TOTAL NET YARDS	4,475	5,329		
Avg. Per Game	279.7	333.1		
Total Plays	943	1,021		
Avg. Per Play	4.7	5.2		
NET YARDS RUSHING	1,953	2,636		
Avg. Per Game	122.1	164.8		
Total Rushes	463	538		
Avg. Per Rush	4.2	4.9		
NET YARDS PASSING	2,522	2,693		
Avg. Per Game	157.6	169.3		
Sacked/Yards Lost	35/248	26/189		
Gross Yards	2,771	2,882		
Att./Completions	445/255	458/277		
Completion Pct.	57.3	60.5		
Had Intercepted	21	16		
PUNTS/AVERAGE	68/41.9	70/40.5		
Net Punting Avg.	35.4	33.3		
PENALTIES/YARDS	108/963	108/999		
FUMBLES/BALL LOST	31/18	23/9		
TOUCHDOWNS	31	41		
Rushing	15	20		
Passing	14	20		
Returns	2	4		
EXTRA POINT/ATTEMPTS	29/31	37/40		
Kicking Made-Attempts	27/27	37/37		
Passing Made-Attempts	2/3	0/1		
Rushing Made-Attempts	0/1	0/2		
FIELD GOALS/ATTEMPTS	25/33	26/31		
AVG TIME OF POSS.	28:40	31:20		

PASSING	ATT	COMP	YDS	PCT	AVG	PCT	PCT	LG	SKS/YDS	RATING
Aikman	262	156	1,632	59.5	6.2	7	2.7	14	5.3	48
Cunningham	125	74	849	59.2	6.8	6	4.8	4	3.2	76t
Wright	53	22	237	41.5	4.5	0	0.0	3	5.7	46
Stoerner	5	3	53	60.0	10.6	1	20.0	0	0.0	29
Cowboys	445	255	2,771	57.3	6.2	14	3.1	21	4.7	76t
Opponents	458	277	2,882	60.5	6.3	20	4.4	16	3.5	68t

RUSHING	ATT	YDS	AVG	LG	TD
E. Smith	294	1,203	4.1	52	9
Warren	59	254	4.3	32t	2
Cunningham	23	89	3.9	19	1
Wiley	24	88	3.7	11	0
Ismail	8	73	9.1	37	0
Thomas	15	51	3.4	9	0
McGarity	6	49	8.2	22t	1
Tucker	4	42	10.5	17t	1
Wright	12	36	3.0	19	0
T. Hambrick	6	28	4.7	13	0
Coakley	1	26	26.0	26	0
Aikman	10	13	1.3	5	0
Seder	1	1	1.0	1t	1
Cowboys	463	1,953	4.2	52	15
Opponents	538	2,636	4.9	70t	17

RECEIVING	NO	YDS	AVG	LG	TD
McKnight	52	926	17.8	48	2
Harris	39	306	7.8	21	5
Warren	31	302	9.7	76t	1
Ismail	25	350	14.0	44	1
McGarity	25	250	10.0	25	0
Thomas	23	117	5.1	14	2
Wiley	14	72	5.1	15t	1
Tucker	13	126	9.7	18	0
LaFleur	12	109	9.1	19	1
E. Smith	11	79	7.2	19	0
Galloway	4	62	15.5	20	0
Hodge	4	60	15.0	20	0
Brazzell	2	12	6.0	10	0
Cowboys	255	2,771	10.9	76t	14
Opponents	277	2,882	10.4	68t	19

INTERCEPTIONS	NO	YDS	AVG	LG	TD
Sparks	5	59	11.8	43	0
Reese	2	60	30.0	46	0
Nguyen	2	31	15.5	24	0
Woodson	2	12	6.0	12	0
McNeil	2	4	2.0	4	0
Worham	2	1	0.5	1	0
C. Williams	1	0	0.0	0	0
Cowboys	16	167	10.4	46	0
Opponents	21	179	8.5	42	3

PUNTING NO	YDS	AVG	FB	IN20	LG	BL	NET
Knorr	58	2,485	42.8	8	12	60	0 35.8
Cantrell	10	367	36.7	0	3	40	0 33.3
Cowboys	68	2,852	41.9	8	15	60	0 35.4
Opp.	70	2,838	40.5	7	22	63	0 33.3

PUNT RETURNS NO	FC	YDS	AVG	LG	TD	
McGarity	30	9	353	11.8	64t	2
Tucker	4	5	9	2.3	8	0
Galloway	1	0	2	2.0	2	0
Cowboys	35	14	364	10.4	64t	2
Opponents	29	18	282	9.7	54	0

KICKOFF RETURNS NO	YDS	AVG	LG	TD	
Tucker	51	1,099	21.5	90	0
Wiley	13	303	23.3	38	0
LaFleur	2	21	10.5	13	0
Santiago	1	13	13.0	13	0
Goodrich	1	12	12.0	12	0
Noble	1	8	8.0	8	0
Larimore	0	0	0.0	0	0
Cowboys	69	1,456	21.1	90	0
Opponents	56	1,205	21.5	42	0

SCORE BY	1	2	3	4	OT	T
QUARTERS						
Cowboys	51	92	73	75	3	294
Opponents	61	101	84	106	9	361

FIELD GOALS	11-19	20-29	30-39	40-49	50+
Seder	2-2	5-6	9-11	9-13	0-1
Cowboys	2-2	5-6	9-11	9-13	0-1
Opponents	2-2	9-9	9-9	4-9	2-2

SCORING	TDR	TDPTDR	2Pt	FG	PAT	S	TP
Seder	1	0	0	25/33	27/27	0	108
E. Smith	9	0	0	0/0	0/0	0	54
Harris	0	5	0	0/0	0/0	0	32
McGarity	1	0	2a	0/0	0/0	0	18
Warren	2	1	0	0/0	0/0	0	18
McKnight	0	2	0	0/0	0/0	0	12
Thomas	0	2	0	0/0	0/0	0	12
Ismail	0	1	0	0/0	0/0	0	8
Cunningham	1	0	0	0/0	0/0	0	6
Galloway	0	1	0	0/0	0/0	0	6
LaFleur	0	1	0	0/0	0/0	0	6
Tucker	1	0	0	0/0	0/0	0	6
Wiley	0	1	0	0/0	0/0	0	6
Reese	0	0	0	0/0	0/0	1#	2
Cowboys	15	14	2	25/33	27/27	1	294
Opponents	17	20	4*	26/31	37/37	0	361

2-Pt Conversions: Cowboys 2-4; Opponents 0-3
 a 64 punt return @ Arizona (9/10)
 #9 punt return vs. Arizona (10/22)
 * Tackled punter in end zone @ Carolina (10/1)

* Trotter 27 int. return vs. Philadelphia (9/3)
 Kelly 9 int return @ Tampa Bay (12/3)
 Ford 30 fumble return @ Tennessee (12/25)
 Bulluck 8 int. return @ Tennessee (12/25)

USUAL STARTERS			
WR	Raghib Ismail (9)	LE	Greg Ellis
	Jason Tucker (7)	LT	Chad Hennings (8)
LT	Flozell Adams	LLB	Brandon Noble (8)
LG	Larry Allen	RT	Leon Lett (7)
C	Mark Stepnoski (11)		Michael Myers (7)
	Ben Fricke (5)	RE	Alonzo Spellman
RG	Solomon Page	LLB	Darren Hambrick
RT	Erik Williams	MLB	Baron Worham (11)
TE	David LaFleur (10)		Dat Nguyen (5)
	Jackie Harris (6)	RLB	Dexter Coakley
WR	James McNight	LCB	Phillippi Sparks (11)
QB	Troy Aikman (11)		Kareem Larimore (4)
	Randal Cunningham (3)	RCB	Ryan McNeil
RB	Ermitt Smith	SS	Darren Woodson (11)
FB	Robert Thomas		Greg Myers (5)
		FS	George Teague (9)
			Izell Reese (7)
K	Tim Seder		
P	Micah Knorr		Pro Bowlers in Bold

2001 ★ DALLAS COWBOYS STATISTICS ★ 2001

STAFF PLAYERS 2021 SEASON RECORDS PLAYOFF RECORDS STATISTICS 2001 SIDELINES

FIFTH PLACE, NFC EAST HEAD COACH: DAVE CAMPO

PRESEASON (2-3)			
Date	W/L	Score	Opponent
8/4	L	14-21	@ Oakland
8/11	L	6-20	DENVER
8/18	L	10-16	@ New Orleans
8/27	W	21-6	Oak. @ Mexico City
8/30	W	27-17	JACKSONVILLE
REGULAR SEASON (5-11)			
9/9	L	6-10	TAMPA BAY
9/23	L	21-32	SAN DIEGO
9/30	L	18-40	@ Philadelphia
10/7	L	21-28	@ Oakland
10/15	W	9-7	WASHINGTON
10/21			- Bye -
10/28	W	17-3	ARIZONA
11/4	L	24-27	@ N.Y. Giants (OT)
11/11	L	13-20	@ Atlanta
11/18	L	3-36	PHILADELPHIA
11/22	L	24-26	DENVER
12/2	W	20-14	@ Washington
12/9	W	20-13	N.Y. GIANTS
12/16	L	3-29	@ Seattle
12/23	L	10-17	@ Arizona
12/30	W	27-21	SAN FRANCISCO
1/6/02	L	10-15	@ Detroit

TEAM STATISTICS			DALLAS	OPP
FIRST DOWNS	247	272		
Rushing	114	90		
Passing	110	160		
Penalty	23	22		
Third Down-Made/Att	71/215	76/214		
Third Down Efficiency	33.0	35.5		
Fourth Down-Made/Att	4/16	8/15		
TOTAL NET YARDS	4,402	4,599		
Avg. Per Game	275.1	287.4		
Total Plays	952	985		
Avg. Per Play	4.6	4.7		
NET YARDS RUSHING	2,184	1,710		
Avg. Per Game	136.5	106.9		
Total Rushes	505	472		
Avg. Per Rush	4.3	3.6		
NET YARDS PASSING	2,218	2,889		
Avg. Per Game	138.6	180.6		
Sacked/Yards Lost	34/190	24/130		
Gross Yards	2,408	3,019		
Att./Completions	413/210	489/287		
Completion Pct.	50.8	58.7		
Had Intercepted	20	9		
PUNTS/AVERAGE	81/38.7	79/41.7		
Net Punting Avg.	31.1	34.5		
PUNT RET./AVG.	41/12.0	38/13.0		
KICKOFF RET./AVG.	64/23.1	54/21.6		
INT./AVG. RET.	9/21.2	20/17.2		
PENALTIES/YARDS	92/744	69/634		
FUMBLES/BALL LOST	25/14	29/16		
TOUCHDOWNS	26	37		
Rushing	8	12		
Passing	14	20		
Returns	4	5		
EXTRA POINT/ATTEMPTS	24/24	33/37		
Kicking Made-Attempts	24/24	33/34		
Passing Made-Attempts	0/2	0/3		
Rushing Made-Attempts	0/0	0/0		
FIELD GOALS/ATTEMPTS	22/33	27/36		
AVG TIME OF POSS.	30:13	29:47		

	ATT	COMP	YDS	PCT	ATT	PCT	PCT	LG	SKS/YDS	RATING	
Carter	176	90	1,072	51.1	6.1	5	2.8	7	4.0	64/125/6	63.0
Wright	98	48	529	49.0	5.4	5	5.1	5	5.1	80/5/30	61.0
Leaf	88	45	494	51.1	5.6	1	1.1	3	3.4	38/12/82	57.7
Stoerner	49	26	314	53.1	6.4	3	6.1	5	10.2	28/5/22	53.8
Galloway	1	1	-1	100.0	-1.0	0	0.0	0	0.0	-1/0/0	79.2
Knorr	1	0	0	0.0	0.0	0	0.0	0	0.0	0/0/0	39.6
Cowboys	413	210	2,408	50.8	5.8	14	3.4	20	4.8	80/34/190	59.9
Opponents	489	287	3,019	58.7	6.2	20	4.1	9	1.8	78/24/130	82.7

RUSHING	ATT	YDS	AVG	LG	TD
E. Smith	261	1,021	3.9	44	3
T. Hambrick	113	579	5.1	80	2
Wiley	34	247	7.3	58	0
Carter	45	150	3.3	17	1
Wright	17	57	3.4	12	0
Thomas	6	40	6.7	24	0
Galloway	3	32	10.7	16	0
Ismail	8	31	3.9	11	0
Stoerner	9	27	3.0	13	1
Seder	1	8	8.0	8	1
Chiaverini	1	3	3.0	3	0
Knorr	1	0	0.0	0	0
Taylor	1	0	0.0	0	0
Swinton	1	-4	-4.0	-4	0
Leaf	4	-7	-1.8	0	0
Cowboys	505	2,184	4.3	80	8
Opponents	472	1,710	3.6	48	12

RECEIVING	NO	YDS	AVG	LG	TD
Ismail	53	834	15.7	80	2
Galloway	52	699	13.4	47	3
E. Smith	17	116	6.8	22	0
Wiley	16	99	6.2	17	1
Harris	15	141	9.4	28	2
Lucky	13	96	7.4	16	1
Chiaverini	10	107	10.7	21	2
Huggins	8	36	4.5	10	0
Swinton	7	117	16.7	45	1
McGarity	6	45	7.5	11	1
Thomas	5	19	3.8	6	1
Hambrick	4	62	15.5	27	0
Rambo	3	28	9.3	14	0
Witherspoon	1	9	9.0	9	0
Cowboys	210	2,408	11.5	80	14
Opponents	287	3,019	10.5	78	20

INTERCEPTIONS	NO	YDS	AVG	LG	TD
Woodson	3	11	3.7	6	0
Cookley	2	39	19.5	29	2
Hawthorne	2	28	14.0	22	0
Edwards	1	71	71.0	71	1
Reese	1	42	42.0	42	0
Cowboys	9	191	21.2	71	3
Opponents	20	344	17.2	50	4

PUNTING	NO	YDS	AVG	TB	IN20	LG	BL	NET
Knorr	78	3,135	40.2	6	25	57	3	31.1
Cowboys	81	3,135	38.7	6	25	57	3	31.1
Opponents	79	3,298	41.7	4	29	62	0	34.4

PUNT RETURNS	NO	FC	YDS	AVG	LG	TD
Swinton	31	8	414	13.4	65	1
McGarity	6	2	38	6.3	17	0
Rambo	2	0	15	7.5	13	0
Ismail	1	3	20	20.0	20	0
Galloway	1	0	6	6.0	6	0
Cowboys	41	13	493	12.0	65	1
Opponents	38	18	493	13.0	74	0

KICKOFF RETURNS	NO	YDS	AVG	LG	TD
Swinton	56	1,327	23.7	77	0
Wiley	4	90	22.5	40	0
Rambo	2	30	15.0	19	0
Larrimore	1	22	22.0	22	0
Evans	1	7	7.0	7	0
Cowboys	64	1,476	23.1	77	0
Opponents	54	1,164	21.6	61	0

SCORE BY QUARTERS	1	2	3	4	OT	T
Cowboys	38	81	45	82	0	246
Opponents	60	131	54	90	3	338

FIELD GOALS	11-19	20-29	30-39	40-49	50+
Seder	0-0	5-5	3-5	3-6	0-1
Hilbert	0-0	3-3	6-6	2-7	0-0
Cowboys	0-0	8-8	9-11	5-13	0-1
Opponents	2-2	10-10	6-8	8-11	1-5

Seder: (22,46), (0,41,43), (34B,41B), (41M,28,52M,39,26), (31), (22,47M,34M), (28,39), (0,0,0,0,0,0,0,0,0,0)

Hilbert: (0,0,0,0,0,0,0,0,0,0), (47B,41M,30), (43), (44M, 38,39), (38,41,48M), (37), (27,41M), (22,20), (33)

Opponents: (39,52M), (22,24,23,41M,43), (40,19), (0,44M), (27), (40,59M,42), (31,36M,19), (24,46,26,28,30), (24,50,48,28), (0,35,41), (22,37), (34,35M), (46M), (51M,51M,47)

SCORING	TDR	TD	PTR	2PT	FG	PAT	S	TP
Seder	1	0	0	0	11/17	12/12	0	51
Hilbert	0	0	0	0	11/15	12/12	0	45
Galloway	0	3	0	0	0/0	0/0	0	18
Wiley	3	0	0	0	0/0	0/0	0	18
Chiaverini	0	2	0	0	0/0	0/0	0	12
Cookley	0	0	2a	0	0/0	0/0	0	12
Hambrick	2	0	0	0	0/0	0/0	0	12
Harris	0	2	0	0	0/0	0/0	0	12
Ismail	0	2	0	0	0/0	0/0	0	12
Swinton	0	1	1c	0	0/0	0/0	0	12
Carter	1	0	0	0	0/0	0/0	0	6
Edwards	0	0	1b	0	0/0	0/0	0	6
Lucky	0	1	0	0	0/0	0/0	0	6
McGarity	0	1	0	0	0/0	0/0	0	6
Stoerner	1	0	0	0	0/0	0/0	0	6
Thomas	0	1	0	0	0/0	0/0	0	6
Wiley	0	1	0	0	0/0	0/0	0	6
Cowboys	8	14	4	0	22/33	24/24	0	236
Opponents	12	20	5*	0	27/36	33/34	1	348

2-PT Conversions: Cowboys 0-2; Opponents 0-3

- a 10 int return vs. Arizona (10/28)
- 29 int return @ N.Y. Giants (11/4)
- b 71 int return @ N.Y. Giants (11/4)
- c 65 punt return vs. Denver (11/22)

- * Moore 10 fumble return @ Philadelphia (9/30)
- Trotter 50 int. return vs. Philadelphia (11/18)
- Hampton 33 int. return vs. Philadelphia (11/18)
- Charlton 38 int return @ Seattle (12/16)
- McKinnon 24 int return @ Arizona (12/23)
- A Swinton fumble punt out of end zone @ Sea (12/16)

USUAL STARTERS			
WR	Raghib Ismail	LE	Greg Ellis
LT	Flozell Adams	NT	Brandon Noble
LG	Larry Allen	DT	Mike Myers
C	Mark Stepanoski	RE	Peppi Zeller
RG	Kelvin Garmon	MLB	Dexter Cookley
RT	Solomon Page	WLB	Dat Nguyen
TE	Jackie Harris (12)	SLB	Markus Steele (10)
	Mike Lucky (4)		Darren Hambrick (5)
WR	Joey Galloway	RCB	Mario Edwards
QB	Quincy Carter (8)	LCB	Duane Hawthorne (11)
	Ryan Leaf (3)		Izell Reese (3)
	Anthony Wright (3)	SS	Darren Woodson
	Clint Stoerner (2)	FS	George Teague
RB	Emmitt Smith		
FB	Troy Hambrick (9)	P	Micah Knorr
	Robert Thomas (5)		
Pro Bowlers in Bold			
K	Jon Hilbert (8)		
	Tim Seder (8)		

2002 ★ DALLAS COWBOYS STATISTICS ★ 2002

FOURTH PLACE, NFC EAST HEAD COACH: DAVE CAMPO

PRESEASON (3-1)				
Date	W/L	Score	Opponent	Att.
8/9	W	20-6	OAKLAND	61,836
8/17	W	19-16	@ Carolina	72,624
8/24	L	19-21	ATLANTA	62,942
8/29	W	28-25	@ Jacksonville	48,809
REGULAR SEASON (5-11)				
9/8	L	10-19	@ Houston	69,604
9/15	W	21-13	TENNESSEE	62,527
9/22	L	13-44	@ Philadelphia	65,537
9/29	W	13-10	@ St. Louis	66,165
10/6	L	17-21	N.Y. GIANTS	63,447
10/13	W	14-13	CAROLINA	61,773
10/20	L	6-9	@ Arizona (OT)	59,702
10/27	L	14-17	SEATTLE	63,854
11/3	L	7-9	@ Detroit	61,789
11/10			- Bye -	
11/17	L	3-20	@ Indianapolis	57,057
11/24	W	21-19	JACKSONVILLE	62,204
11/28	W	27-20	WASHINGTON	63,606
12/8	L	27-31	SAN FRANCISCO	64,097
12/15	L	7-37	@ N.Y. Giants	78,698
12/21	L	3-27	PHILADELPHIA	63,209
12/29	L	14-20	@ Washington	84,142

TEAM STATISTICS			DALLAS	OPP
FIRST DOWNS	237	291
Rushing	87	90
Passing	129	178
Penalty	21	23
Third Down-Made/Att.	50/206	92/246
Third Down Efficiency	24.0%	37.4%
Fourth Down-Made/Att.	4/12	9/11
TOTAL NET YARDS	4,375	5,267
Avg. Per Game	273.4	329.2
Total Plays	948	1,079
Avg. Per Play	4.6	4.9
NET YARDS RUSHING	1,754	1,818
Avg. Per Game	109.6	113.6
Total Rushes	423	481
Avg. Per Rush	4.1	3.8
NET YARDS PASSING	2,621	3,449
Avg. Per Game	163.8	215.6
Sacked/Yards Lost	54/399	24/137
Gross Yards	3,020	3,586
Attempts/Completions	471/252	574/334
Pct. of Completions	53.5	58.2
Had Intercepted	16	19
PUNTS/AVERAGE	113/40.4	94/41.4
Net Punting Average	33.0	36.0
PUNT RET./AVG.	39/8.3	58/11.0
KICKOFF RET./AVG.	68/22.4	48/22.8
INT./AVG. RET.	19/11.9	16/15.8
PENALTIES/YARDS	105/974	119/919
FUMBLES/BALL LOST	33/18	23/11
TOUCHDOWNS	26	35
Rushing	7	10
Passing	14	22
Returns	5	3
EXTRA POINTS/ATTEMPTS	25/26	34/35
TWO POINT CONV./ATTS.	0/0	0/0
FIELD GOALS/ATTEMPTS	12/19	27/38
AVG. TIME OF POSS.	28:04	31:56

	PASSING	ATT	COMP	YDS	PCT	AVG	TD	PCT	INT	PCT	LG	SKS/YDS	RATING
Hutchinson	250	127	1,555	50.8	6.2	7	2.8	8	3.2	58	34/265	66.3	
Carter	221	125	1,465	56.6	6.6	7	3.2	8	3.6	80†	19/130	72.3	
Wiley	0	0	0	0.0	0.0	0	0.0	0	0.0	0	1/4	39.6	
Cowboys	471	252	3,020	53.5	6.4	14	3.0	16	3.4	80†	54/399	69.1	
Opponents	574	334	3,586	58.2	6.3	22	3.8	19	3.3	65†	24/137	75.6	

RUSHING	ATT	YDS	AVG	LG	TD
Smith	254	975	3.8	30†	5
Hambriek	79	317	4.0	18	1
Wiley	22	168	7.6	48†	1
Carter	27	91	3.4	16	0
Hutchinson	18	74	4.1	18	0
Bryant	6	40	6.7	24	0
Galloway	4	31	7.8	21	0
Thomas	10	31	3.1	14	0
Swinton	1	23	23.0	23	0
D. Scott	1	14	14.0	14	0
Knorr	1	-10	-10.0	-10	0
Cowboys	423	1,754	4.1	48†	7
Opponents	481	1,818	3.8	60	10

RECEIVING	NO	YDS	AVG	LG	TD
Galloway	61	908	14.9	80†	6
Bryant	44	733	16.7	78†	6
McGee	23	294	12.8	58	1
D. Scott	22	218	9.9	17†	1
Hambriek	21	99	4.7	14	0
Whalen	17	152	8.9	33	0
Wiley	16	89	5.6	17	0
Rambo	14	211	15.1	47	0
Wiley	13	144	11.1	31	0
Thomas	12	80	6.7	23	0
Swinton	7	63	9.0	16	0
Lucky	1	22	22.0	22	0
McKie	1	7	7.0	7	0
Cowboys	252	3,020	12.0	80†	14
Opponents	334	3,586	10.7	65†	22

INTERCEPTIONS	NO	YDS	AVG	LG	TD
Ro. Williams	5	90	18.0	85†	2
Ross	5	17	3.4	12	0
Edwards	2	29	14.5	29	0
Coakley	1	52	52.0	52†	1
Hunter	1	16	16.0	16	0
Hawthorne	1	15	15.0	15	0
Glover	1	7	7.0	7	0
Woods	1	1	1.0	1	0
Ellis	1	0	0.0	0	0
Dixon	1	0	0.0	0	0
Cowboys	19	227	11.9	85†	3
Opponents	16	252	15.8	80†	1

PUNTING	NO	YDS	AVG	TB	IN20	LG	BL	NET
Filipovic	65	2,640	40.6	6	14	60	1	31.5
Knorr	47	1,928	41.0	4	11	56	0	35.1
Cowboys	113	4,568	40.4	10	25	60	1	33.0
Opp.	93	3,893	41.4	9	39	64	1	36.0

PUNT RETURNS	NO	FC	YDS	AVG	LG	TD
Swinton	19	9	141	7.4	26	0
Galloway	15	8	181	12.1	71	0
Rambo	5	2	3	0.6	4	0
Cowboys	39	19	325	8.3	71	0
Opponents	58	20	637	11.0	52	0

KICKOFF RETURNS	NO	YDS	AVG	LG	TD
Swinton	28	697	24.9	100†	1
Dantzler	27	602	22.3	84†	1
Rambo	7	127	18.1	24	0
Wiley	4	62	15.5	27	0
Noble	2	33	16.5	17	0
Cowboys	68	1,521	22.4	100†	2
Opponents	48	1,095	22.8	47	0

SCORE BY	1	2	3	4	OT	T
QUARTERS						
Cowboys	23	47	51	96	0	217
Opponents	55	103	48	120	3	329

FIELD GOALS	11-19	20-29	30-39	40-49	50+
Cundiff	0-0	3-3	5-7	4-8	0-1
Cowboys	0-0	3-3	5-7	4-8	0-1
Opponents	0-0	5-7	10-11	9-14	3-6

Cundiff: (33,42M), (1,47,33), (35,48), (45M,32), (1,49M), (1,21,52M), (33M), (21,37M,42), (23,37,47M), (0,42), (1)

Opponents: (42), (38,52), (51,20,32), (27,49M), (1,44M,50,44), (41,53M,23,28M,51M,40), (20), (42,44,43), (23M,48,42M,32), (41M,31), (36B), (44M,55M,47), (38,35,31), (32,39), (22,38)

SCORING	TDR	TD	1PR	2PR	FG	PAT	S	TP
Cundiff	0	0	0	0	12/19	25/25	0	61
Bryant	0	6	0	0	0/0	0/0	0	36
Galloway	0	6	0	0	0/0	0/0	0	36
Smith	5	0	0	0	0/0	0/0	0	30
Ro. Williams	0	0	2c	0	0/0	0/0	0	12
Coakley	0	1a	0	0	0/0	0/0	0	6
Dantzler	0	1d	0	0	0/0	0/0	0	6
Hambriek	1	0	0	0	0/0	0/0	0	6
McGee	0	1	0	0	0/0	0/0	0	6
D. Scott	0	1	0	0	0/0	0/0	0	6
Swinton	0	0	1b	0	0/0	0/0	0	6
Wiley	1	0	0	0	0/0	0/0	0	6
Cowboys	7	14	5	0	12/19	25/25	0	217
Opponents	10	22	3*	0	27/38	34/35	2	329

2-Pt. Conversions: Cowboys 0-1, Opponents 0-0

- a 52 int return vs. Tennessee (9/15)
- b 100 kickoff return @ Philadelphia (9/22)
- c 5 int return vs. Washington (11/28)
- 85 int return @ Wash. (12/29)
- d 84 kick off return vs. San Francisco (12/8/02)

- * Holmes 50 fumble recovery @ N.Y.G (12/15)
- Barber 80 int return vs. Philadelphia (12/21)
- Arrington 0 fumble recovery @ Wash (12/29)
- # Payne sacked in end zone @ Houston (9/8)
- Meier tackles in end zone vs. Jac (11/24)

USUAL STARTERS

WR	Antonio Bryant	LE	Greg Ellis
LT	Flozell Adams	NT	Brandon Noble
LG	Larry Allen (3)	DT	La'Roi Glover
	Ross Tucker (7)	RE	Ebenezer Ekuban
C	Andre Gurode (6)	WLB	Dexter Coakley
	Tyson Walter (8)	MLB	Dat Nguyen (8)
RG	Kevin Garmon (3)	KE	Keith Adams (5)
	Solomon Page (5)	SLB	Kevin Hardy
	Andre Gurode (8)	RCB	Mario Edwards
RT	Solomon Page (10)	LCB	D. Hawthorne (4)
	Javiar Collins (4)		Derek Ross (9)
TE	Tony McGee	SS	Darren Woodson
WR	Joey Galloway (10)		
QB	Quincy Carter (7)		Tony Dixon (6)
	Chad Hutchinson (9)	FS	Roy Williams
RB	Emmitt Smith	P	Micah Knorr (8)
FB	Robert Thomas		Filip Filipovic (7)†
K	Billy Cundiff		Pro Bowlers in Bold

2003 ★ DALLAS COWBOYS STATISTICS ★ 2003

STAFF PLAYERS 2021 SEASON RECORDS PLAYOFF RECORDS 2003 STATISTICS SIDELINES

SECOND PLACE, NFC EAST HEAD COACH: BILL PARCELLS			
PRESEASON (2-2)			
Date	W/L	Score Opponent	Att.
8/9	L	0-13 @ Arizona	23,838
8/15	W	34-6 HOUSTON	60,058
8/21	L	14-15 @ Pittsburgh	58,099
8/28	W	52-13 OAKLAND	53,078
REGULAR SEASON (10-6)			
9/7	L	13-27 ATLANTA	64,104
9/15	W	35-32 @ N.Y. Giants (OT)	78,907
9/21	- Bye -		
9/28	W	17-6 @ N.Y. Jets	77,863
10/5	W	24-7 ARIZONA	63,601
10/12	W	23-21 PHILADELPHIA	63,648
10/19	W	38-7 @ Detroit	61,600
10/26	L	0-16 @ Tampa Bay	65,602
11/2	W	21-14 WASHINGTON	64,002
11/9	W	10-6 BUFFALO	63,770
11/16	L	0-12 @ New England	68,436
11/23	W	24-20 CAROLINA	63,871
11/27	L	21-40 MIAMI	64,110
12/7	L	10-36 @ Philadelphia	69,773
12/14	W	27-0 @ Washington	70,284
12/21	W	19-3 N.Y. GIANTS	64,118
12/28	L	7-13 @ New Orleans	68,451
2003 NFC Wild Card Game			
1/3/04	L	10-29 @ Carolina	73,014

TEAM STATISTICS	DALLAS	OPP
FIRST DOWNS	286	228
Rushing	115	68
Passing	149	127
Penalty	22	33
Third Down-Made/Att.	88/241	69/227
Third Down Efficiency	36.5	30.4
Fourth Down-Made/Att.	4/12	7/15
TOTAL NET YARDS	5,161	4,056
Avg. Per Game	322.6	253.5
Total Plays	1,062	937
Avg. Per Play	4.9	4.3
NET YARDS RUSHING	1,999	1,425
Avg. Per Game	124.9	89.1
Total Rushes	515	413
Avg. Per Rush	3.9	3.5
NET YARDS PASSING	3,162	2,631
Avg. Per Game	197.6	164.4
Sacked/Yards Lost	37/185	32/189
Gross Yards	3,347	2,820
Attempts/Completions	510/294	492/239
Pct. of Completions	57.6	48.6
Had Intercepted	21	13
PUNTS/AVERAGE	95/38.9	105/42.6
Net Punting Average	34.6	37.5
PUNT RET./AVG.	51/7.6	34/7.6
KICKOFF RET./AVG.	60/21.5	66/21.9
INT./AVG. RET.	13/14.1	21/13.6
PENALTIES/YARDS	98/837	88/763
FUMBLES/BALL LOST	26/8	24/12
TOUCHDOWNS	31	28
Rushing	11	7
Passing	17	18
Returns	3	3
EXTRA POINTS/ATTEMPTS	30/31	23/26
TWO POINT CONV./ATTS.	0/0	2/2
FIELD GOALS/ATTEMPTS	23/29	21/23
AVG. TIME OF POSS.	32:34	27:26

	PASSING	ATT	COMP	YDS	PCT	AVG	PCT	PCT	LG	SKS/YDS	RATING
Carter	505	292	3,302	57.8	6.5	17	3.4	21	4.2	64	37/185
Hutchinson	2	1	8	50.0	4.0	0	0.0	0	0.0	8	0/0
Cason	1	1	37	100.0	37.0	0	0.0	0	0.0	37	0/0
Anderson	1	0	0	0.0	0.0	0	0.0	0	0.0	0	0/0
Glenn	1	0	0	0.0	0.0	0	0.0	0	0.0	0	0/0
Cowboys	510	294	3,347	57.6	6.6	17	3.3	21	4.1	64	37/185
Opponents	492	239	2,820	48.6	5.7	18	3.7	13	2.6	76t	32/189

RUSHING	ATT	YDS	AVG	LG	TD
Hambrick	275	972	3.5	42	5
Anderson	70	306	4.4	19	1
Carter	68	257	3.8	19	2
Cason	40	220	5.5	63t	2
Murrell	28	107	3.8	17	0
Bickerstaff	19	56	2.9	9	1
Glenn	3	55	18.3	47	0
Galloway	4	22	5.5	10	0
Martin	4	7	1.8	3	0
Bryant	2	0	0.0	2	0
Hutchinson	2	-3	-1.5	-1	0
Cowboys	515	1,999	3.9	63t	11
Opponents	413	1,425	3.5	64t	7

RECEIVING	NO	YDS	AVG	LG	TD
Anderson	69	493	7.1	37	4
Glenn	52	754	14.5	51t	5
Bryant	39	550	14.1	54	2
Witten	35	347	9.9	36t	1
Galloway	34	672	19.8	64	2
Campbell	20	195	9.8	23	1
Edwards	17	142	8.4	28	0
Hambrick	17	99	5.8	13	0
Murrell	4	32	8.0	14	0
Smith	3	46	15.3	32	0
Martin	2	9	4.5	6	0
Robinson	2	8	4.0	5t	2
Cowboys	294	3,347	11.4	64	17
Opponents	239	2,820	11.8	76t	18

INTERCEPTIONS	NO	YDS	AVG	LG	TD
Newman	4	23	5.8	25	0
Williams	2	69	34.5	39	0
Singleton	2	42	21.0	41t	1
Edwards	1	27	27.0	27t	1
Coakley	1	24	24.0	24	0
Hunter	1	0	0.0	0	0
Ross	1	0	0.0	0	0
Woodson	1	-2	-2.0	-2	0
Cowboys	13	183	14.1	41t	2
Opponents	21	285	13.6	70	2

PUNTING	NO	YDS	AVG	TB	IN20	LG	BL	NET
Gowin	94	3,665	39.0	8	25	59	0	34.9
Cundiff	1	32	32.0	1	0	32	0	12.0
Cowboys	95	3,697	38.9	9	25	59	0	34.6
Opp.	105	4,471	42.6	7	33	60	0	37.5

PUNT RETURNS	NO	FC	YDS	AVG	LG	TD
Smith	30	13	212	7.1	46	0
Galloway	20	8	178	8.9	36	0
Swinton	1	3	0	0.0	0	0
Cowboys	51	24	390	7.6	46	0
Opponents	34	26	227	6.7	19	0

KICKOFF RETURNS	NO	YDS	AVG	LG	TD
Smith	23	495	21.5	54	0
Ross	18	434	24.1	37	0
Cason	5	81	16.2	19	0
Bates	4	90	22.5	30	0
Swinton	3	65	21.7	25	0
Ra. Williams	2	60	30.0	37t	1
Galloway	2	38	19.0	22t	0
Bickerstaff	2	24	12.0	15t	0
Ogbogo	1	5	5.0	5t	0
Cowboys	60	1,292	21.5	54t	1
Opponents	66	1,448	21.9	63	0

SCORE BY QUARTERS	1	2	3	4	OT	T
Cowboys	72	106	57	51	3	289
Opponents	52	69	70	69	0	260

FIELD GOALS	11-19	20-29	30-39	40-49	50+
Cundiff	0-0	11-11	5-6	4-7	3-5
Cowboys	0-0	11-11	5-6	4-7	3-5
Opponents	0-0	9-9	7-7	4-5	1-2

Cundiff: (33M), (37,49,53M,42,21,36,52,25), (26), (3,36), (51,22,28), (23), (41M), (1), (51), (1), (24,49M,44M), (1), (29), (50M,34,20), (24,42,21,49), (1)

Opponents (37,31), (30), (34,38), (1), (1), (1), (24,26,50,48M), (1), (41,29), (23,26), (44,52M,34), (33,42), (22,21), (1), (45), (24,27)

SCORING	TDR	TDPT	DR1	2Pt	FG	PAT	S	TP
Cundiff	0	0	0	0	23/29	30/31	0	99
Anderson	1	4	0	0	0/0	0/0	0	30
Glenn	0	5	0	0	0/0	0/0	0	30
Hambrick	5	0	0	0	0/0	0/0	0	30
Bryant	0	2	0	0	0/0	0/0	0	12
Carter	2	0	0	0	0/0	0/0	0	12
Cason	2	0	0	0	0/0	0/0	0	12
Galloway	0	2	0	0	0/0	0/0	0	12
Robinson	0	2	0	0	0/0	0/0	0	12
Bickerstaff	1	0	0	0	0/0	0/0	0	6
Campbell	0	1	0	0	0/0	0/0	0	6
Edwards	0	0	1e	0	0/0	0/0	0	6
Singleton	0	0	1a	0	0/0	0/0	0	6
Williams, Ra.o	0	0	1d	0	0/0	0/0	0	6
Witten	0	1	0	0	0/0	0/0	0	6
Coleman	0	0	0	0	0/0	0/0	1c	2
Glover	0	0	0	0	0/0	0/0	1b	2
Cowboys	11	17	3	0	23/29	30/31	2	289
Opponents	7	18	3*	2	21/23	23/26	1	260

- 2-Pt. Conversions: Cowboys 0-0, Opponents 2-2
- a 41t int return at N.Y. Giants (9/15)
 - b Sacked J Blake in the endzone vs. Ari (10/5)
 - c Sacked J Blake in the endzone vs. Ari (10/5)
 - d 38 kickoff return vs. Philadelphia (10/12)
 - e 27 int return at Detroit (10/19)
- * R. Brown 29 int return @ N.Y. Giants (9/15)
 D. Bly 67 fumble return @ Detroit (10/19)
 J. Taylor 34 fumble return vs. Miami (11/27)
 + Ball snap through endzone @ Phi. (12/7)

USUAL STARTERS			
WR	Joey Galloway	RE	Ebenezer Ekuban
LT	Flozell Adams	RT	La Roi Glover
LG	Larry Allen	LT	Willie Blaide
C	Matt Lehr	LE	Greg Ellis
RG	Andre Gurode	SLB	Al Singleton
RT	Ryan Young (7)	MLB	Dat Nguyen
	Kurt Vollers (8)	WLB	Dexter Coakley
TE	Dan Campbell	LCB	Terence Newman
WR	Terry Glenn	RCB	Mario Edwards
QB	Quincy Carter	SS	Darren Woodson
RB	Troy Hambrick	FS	Roy Williams
FB	Richie Anderson		
K	Billy Cundiff	P	Toby Gowin

Pro Bowlers in Bold

2004 ★ DALLAS COWBOYS STATISTICS ★ 2004

THIRD PLACE, NFC EAST HEAD COACH: BILL PARCELLS				
PRESEASON (3-1)				
Date	W/L	Score	Opponent	Att.
8/14	L	0-18	@ Houston	70,431
8/21	W	21-20	@ Oakland	35,000
8/30	W	20-17	TENNESSEE	58,171
9/2	W	24-20	KANSAS CITY	61,157
REGULAR SEASON (6-10)				
9/12	L	17-35	@ Minnesota	64,105
9/19	W	19-12	CLEVELAND	63,119
9/27	W	21-18	@ Washington	90,367
10/3		- Bye -		
10/10	L	10-26	N.Y. GIANTS	64,018
10/17	L	20-24	PITTSBURGH	64,162
10/24	L	20-41	@ Green Bay	70,679
10/31	W	31-21	DETROIT	63,616
11/7	L	3-26	@ Cincinnati	65,721
11/15	L	21-49	PHILADELPHIA	64,190
11/21	L	10-30	@ Baltimore	69,924
11/25	W	21-7	CHICAGO	64,026
12/6	W	43-39	@ Seattle	68,093
12/12	L	13-27	NEW ORLEANS	64,056
12/19	L	7-12	@ Philadelphia	67,723
12/26	W	13-10	WASHINGTON	63,705
12/05 L	24-28	@ N.Y. Giants	78,500	

TEAM STATISTICS			DALLAS	OPP
FIRST DOWNS	296	297
Rushing	101	88
Passing	171	180
Penalty	24	29
Third Down-Made/Att	78/214	75/192
Third Down Efficiency	36.4	39.1
Fourth Down-Made/Att	9/17	2/7
TOTAL NET YARDS	5,197	5,285
Avg. Per Game	324.8	330.3
Total Plays	1,004	960
Avg. Per Play	5.2	5.5
NET YARDS RUSHING	1,769	1,764
Avg. Per Game	110.6	110.3
Total Rushes	449	425
Avg. Per Rush	3.9	4.2
NET YARDS PASSING	3,428	3,521
Avg. Per Game	214.3	220.1
Sacked/Yards Lost	36/208	33/197
Gross Yards	3,636	3,718
Attempts/Completions	519/308	502/310
Pct. of Completions	59.3	61.8
Had Intercepted	23	13
PUNTS/AVERAGE	76-42.3	78-41.8
Net Punting Average	35.1	35.8
PUNT RET./AVG.	44/8.9	39/10.5
KICKOFF RET./AVG.	78/20.6	62/17.5
INT./AVG. RET.	13/8.4	23/22.9
PENALTIES/YARDS	105/867	104/879
FUMBLES/BALL LOST	26-14	20-9
TOUCHDOWNS	33	49
Rushing	14	14
Passing	19	31
Returns	0	4
EXTRA POINTS/ATTEMPTS	31/31	44/45
TWO POINT CONV./ATTEMPTS	1/2	2/4
FIELD GOALS/ATTEMPTS	20/26	21/23
AVG. TIME OF POSS.	30:37	29:23

	PASSING	ATT	COMP	YDS	PCT	AVG	TD	PCT	INT	LG	RATING	
Testaverde	495	297	3,532	60.0	7.1	17	3.4	20	4.0	53	34/182	76.4
Henson	18	10	78	55.6	4.3	1	5.6	1	5.6	16	2/26	61.8
Anderson	1	1	26	100.0	26.0	1	100.0	0	0.0	26t	0/0	158.3
K. Johnson	2	0	0	0.0	0.0	0	0.0	1	50.0	0	0/0	0.0
Crayton	1	0	0	0.0	0.0	0	0.0	1	100.0	0	0/0	0.0
Glenn	1	0	0	0.0	0.0	0	0.0	0	0.0	0	0/0	39.6
McBriar	1	0	0	0.0	0.0	0	0.0	0	0.0	0	0/0	39.6
Cowboys	519	308	3,636	59.3	7.0	19	3.7	23	4.4	53	36/208	74.5
Opponents	502	310	3,718	61.8	7.4	31	6.2	13	2.6	76t	33/197	94.2

RUSHING	ATT	YDS	AVG	LG	TD
J. Jones	197	819	4.2	53	7
George	132	432	3.3	24	4
Anderson	57	246	4.3	27	1
Lee	27	128	4.7	14	1
Testaverde	21	38	1.8	10	1
Coakley	1	33	33.0	33	0
Morgan	2	23	11.5	24	0
K. Johnson	2	13	6.5	13	0
Ra. Williams	1	13	13.0	13	0
Ward	1	11	11.0	11	0
Barnes	5	10	2.0	8	0
Henson	1	7	7.0	7	0
Copper	1	-1	-1.0	-1	0
Glenn	1	-3	-3.0	-3	0
Cowboys	449	1,769	3.9	53	14
Opponents	425	1,764	4.2	90	14

RECEIVING	NO	YDS	AVG	LG	TD
George	87	980	11.3	42t	6
K. Johnson	70	981	14.0	39	6
Anderson	26	207	8.0	28	0
Glenn	24	400	16.7	48	2
Morgan	22	260	11.8	53	0
J. Jones	17	109	6.4	37	0
Bryant	16	266	16.6	48	0
Crayton	12	162	13.5	39t	1
Barnes	10	59	5.9	14	1
George	9	83	9.2	28	0
Copper	7	84	12.0	22	1
Campbell	2	16	8.0	9	0
Robinson	2	2	1.0	11	2
Ra. Williams	1	14	14.0	14	0
Ward	1	5	5.0	5	0
Lee	1	4	4.0	4	0
Polite	1	4	4.0	4	0
Cowboys	308	3,636	11.8	53	19
Opponents	310	3,718	12.0	76t	31

INTERCEPTIONS	NO	YDS	AVG	LG	TD
Newman	4	31	7.8	21	0
Nguyen	3	19	6.3	19	0
Ro. Williams	2	53	26.5	33	0
Frazier	2	2	1.0	2	0
Hunter	1	2	2.0	2	0
Scott	1	2	2.0	2	0
Cowboys	13	109	8.4	33	0
Opponents	23	526	22.9	101t	4

PUNTING	NO	YDS	AVG	TB	IN20	LG	BL	NET
McBriar	75	3,182	42.4	7	22	68	0	35.1
Cundiff	1	34	34.0	0	1	34	0	34.0
Cowboys	76	3,216	42.3	7	23	68	0	35.1
Opp.	78	3,260	41.8	4	22	58	0	35.8

PUNT RETURNS	NO	FC	YDS	AVG	LG	TD
Frazier	24	9	229	9.5	55	0
Ward	14	6	114	8.1	13	0
Crayton	4	1	34	8.5	17	0
Newman	2	0	13	6.5	7	0
Cowboys	44	16	390	8.9	55	0
Opponents	39	16	410	10.5	43	0

KICKOFF RETURNS	NO	YDS	AVG	LG	TD
Lee	41	964	23.5	62	0
Copper	16	307	19.2	39	0
Reeves	13	199	15.3	27	0
N. Jones	2	43	21.5	25	0
B. Thornton	2	43	21.5	24	0
Morgan	2	25	12.5	19	0
Pierce	1	13	13.0	13	0
Lehr	1	9	9.0	9	0
Cowboys	78	1,603	20.6	62	0
Opponents	62	1,083	17.5	34	0

SCORE BY QUARTERS	1	2	3	4	OT	T
Cowboys	63	82	72	76	-	293
Opponents	47	120	83	155	-	405

FIELD GOALS	11-19	20-29	30-39	40-49	50+
Cundiff	1-1	6-6	4-4	9-13	0-2
Cowboys	1-1	6-6	4-4	9-13	0-2
Opponents	1-1	6-6	4-4	7-8	3-4

Cundiff: (27), (30,49M), (,)(41,52M), (47,39), (46,24), (40), (24), (,)(19,41M), (52M), (39,49,47), (42M,34,41), (46M), (26,23), (40,24,45)

Opponents: (,)(45,23,49,22), (19), (31,51,47,26), (51), (26,40), (,)(35,47,45,30), (,)(50), (48M), (21), (39,44), (,)(25,57M), (,)

SCORING	TDR	TD	PDR	2PR	FG	PAT	S	TP
Cundiff	0	0	0	0	20/26	31/31	0	91
J. Jones	7	0	0	0	0/0	0/0	0	42
Witten	0	6	0	1	0/0	0/0	0	38
K. Johnson	0	6	0	0	0/0	0/0	0	36
George	4	0	0	0	0/0	0/0	0	24
Glenn	0	2	0	0	0/0	0/0	0	12
Robinson	0	2	0	0	0/0	0/0	0	12
Anderson	1	0	0	0	0/0	0/0	0	6
Barnes	0	1	0	0	0/0	0/0	0	6
Copper	0	1	0	0	0/0	0/0	0	6
Crayton	0	1	0	0	0/0	0/0	0	6
Lee	1	0	0	0	0/0	0/0	0	6
Testaverde	1	0	0	0	0/0	0/0	0	6
Team	0	0	0	0	0/0	0/0	1	2
Cowboys	14	19	0	1	20/26	31/31	1	293
Opponents	14	31	4*	2	21/23	44/45	0	405

2-Pt. Conversions: Team 1-2, Opponents 2-4

J. Gonzalez holding in end zone vs. Cle (9/19)

* D. Bly 55 int. return vs. Detroit (10/31)
L. Sheppard 101 int. return vs. Phi (11/15)
C. Williams 44 int. return at Baltimore (11/21)
R. McQuarters 45 int. return vs. Chicago (11/25)

USUAL STARTERS			
WR	Keyshawn Johnson	RE	Marcellus Wiley
LT	Flizell Adams	RT	La'Roi Glover
LG	Larry Allen	LT	Leonardo Carson
C	Al Johnson	LE	George Ellis
RG	Andre Gurode	SLB	Al Singleton (12)
RT	Torin Tucker (12)	SC	Scott Shanle (3)
TE	Kurt Vollers (3)	MLB	Dat Nguyen
WR	Terry Glenn (6)	WLB	Dexter Coakley
QB	Quincy Morgan (7)	LCB	Terence Newman
RB	Vinny Testaverde	RCB	Pete Hunter (3)
QB	Eddie George (8)	SS	Lance Frazier (8)
RB	Julius Jones (7)	SS	Tony Dixon (7)
FB	Darian Barnes (10)	FS	Lynn Scott (9)
	Richie Anderson (3)		Roy Williams
Pro Bowlers in Bold			
K	Billy Cundiff		74.5
P	Mat McBriar		94.2

2005 ★ DALLAS COWBOYS STATISTICS ★ 2005

STAFF PLAYERS 2021 SEASON RECORDS PLAYOFF RECORDS 2005 STATISTICS SIDELINES

THIRD PLACE, NFC EAST HEAD COACH: BILL PARCELLS			
PRESEASON (3-1)			
Date	W/L	Score	Opponent
8/13	L	11-13	@ Arizona
8/22	W	18-10	@ Seattle
8/27	W	21-9	HOUSTON
9/1	W	27-20	JACKSONVILLE
REGULAR SEASON (9-7)			
9/11	W	28-24	@ San Diego
9/19	L	13-14	WASHINGTON
9/25	W	34-31	@ San Francisco
10/2	L	13-19	@ Oakland
10/9	W	33-10	PHILADELPHIA
10/16	W	16-13	N.Y. GIANTS (OT)
10/23	L	10-13	@ Seattle
10/30	W	34-13	ARIZONA
11/6			- Bye -
11/14	W	21-20	@ Philadelphia
11/20	W	20-7	DETROIT
11/24	L	21-24	DENVER (OT)
12/4	L	10-17	@ N.Y. Giants
12/11	W	31-28	KANSAS CITY
12/18	L	7-35	@ Washington
12/24	W	24-20	ST. LOUIS
1/1/06	L	10-20	@ Carolina

TEAM STATISTICS		DALLAS	OPP
Rushing	318	256
Passing	97	87
Penalty	177	150
Third Down-Made/Att	44	19
Third Down-Efficiency	94/232	73/211
Fourth Down-Made/Att	40.5	34.6
TOTAL NET YARDS	7,113	7,111
Avg. Per Game	5,202	4,814
Total Plays	325.1	300.9
Avg. Per Play	1,071	946
NET YARDS RUSHING	4.9	5.1
Avg. Per Game	1,861	1,731
Total Rushes	116.3	108.2
Avg. Per Rush	521	414
NET YARDS PASSING	3.6	4.2
Avg. Per Game	3,341	3,083
Sacked/Yards Lost	208.8	192.7
Gross Yards	50,298	37,236
Attempts/Completions	3,639	3,319
Pct. of Completions	500/300	495/271
Had Intercepted	60.0	54.7
PUNTS/AVERAGE	17	15
Net Punting Average	82-42.4	95-41.0
PUNT RET./AVG.	36.9	37.1
KICKOFF RET./AVG.	45/6.3	33/7.6
INT./YARD. RET.	64/23.8	66/21.7
PENALTIES/YARDS	15/12.5	17/19.2
FUMBLES/BALL LOST	99/739	142/1,015
TOUCHDOWNS	36/14	21/11
Rushing	38	35
Passing	13	13
Returns	23	18
EXTRA POINTS/ATTEMPTS	2	4
TWO POINT CONV./ATTEMPTS	35/36	35/35
FIELD GOALS/ATTEMPTS	1/2	0/0
AVG. TIME OF POSS.	20/28	21/27

	AVG	PCT	PCT	PCT	PCT	PCT	PCT	PCT	PCT	PCT	PCT	PCT
PASSING	ATT	COMP	YDS	PCT	ATT	TD	INT	INT	LG	SKS/YDS	RATING	
Bledsoe	499	300	3,639	60.1	7.3	23	4.6	17	3.4	711	49/295	83.7
K. Johnson	1	0	0	0.0	0.0	0	0.0	0	0	0	0/0	39.6
Barber	0	0	0	0.0	0.0	0	0.0	0	0	0	1/3	0.0
Cowboys	500	300	3,639	60.0	7.3	23	4.6	17	3.4	711	50/298	83.6
Opponents	495	271	3,319	54.7	6.7	18	3.6	15	3.0	891	37/236	75.1

RUSHING	ATT	YDS	AVG	LG	TD
J. Jones	257	993	3.9	51	5
Barber	138	538	3.9	28	5
Thompson	46	182	4.0	16	0
Thomas	36	80	2.2	12	0
Bledsoe	34	50	1.5	9	2
Price	1	9	9.0	9	0
Polite	2	8	4.0	6	0
Newman	1	4	4.0	4	0
K. Johnson	1	3	3.0	3	0
Crayton	1	0	0.0	0	0
Romo	2	-2	-1.0	-1	0
Glenn	2	-4	-2.0	6	1
Cowboys	521	1,861	3.6	51	13
Opponents	414	1,731	4.2	55	13

RECEIVING	NO	YDS	AVG	LG	TD
K. Johnson	71	839	11.8	34	6
Witten	66	757	11.5	34	6
Glenn	62	1,136	18.3	71	7
J. Jones	35	218	6.2	26	0
Crayton	22	341	15.5	63	2
Barber	18	115	6.4	21	0
Polite	9	72	8.0	15	1
Price	6	96	16.0	58	0
Campbell	3	24	8.0	18	1
Thompson	3	16	5.3	8	0
Pierce	2	15	7.5	10	0
Thomas	2	5	2.5	5	0
Copper	1	5	5.0	5	0
Cowboys	300	3,639	12.1	71	23
Opponents	271	3,319	12.2	89	18

INTERCEPTIONS	NO	YDS	AVG	LG	TD
Glenn	4	10	2.5	10	0
Henry	3	102	34.0	58	1
R. Williams	3	52	17.3	46	1
Newman	3	16	5.3	12	0
Nguyen	1	7	7.0	7	0
Singleton	1	0	0.0	0	0
Cowboys	15	187	12.5	58	2
Opponents	17	326	19.2	65	2

PUNTING	NO	YDS	AVG	TB	IN20	LG	BL	NET
McBriar	81	3,439	42.5	9	28	63	0	37.1
Cundiff	1	35	35.0	1	0	35	0	15.0
Cowboys	82	3,474	42.4	10	28	63	0	36.9
Opp.	95	3,892	41.0	4	26	59	0	37.1

PUNT RETURNS	NO	FC	YDS	AVG	LG	TD
Crayton	23	9	166	7.2	25	0
Price	12	6	63	5.3	11	0
Newman	10	6	55	5.5	26	0
Cowboys	45	21	284	6.3	26	0
Opponents	33	18	250	7.6	32	0

KICKOFF RETURNS	NO	YDS	AVG	LG	TD
Thompson	57	1,399	24.5	49	0
Barber	3	58	19.3	21	0
Copper	2	32	16.0	21	0
Glenn	1	20	20.0	20	0
Campbell	1	14	14.0	14	0
Cowboys	64	1,523	23.8	49	0
Opponents	66	1,432	21.7	49	0

SCORE BY QUARTERS	1	2	3	4	OT	T
Cowboys	69	99	54	100	3	325
Opponents	68	112	61	64	3	308

FIELD GOALS	11-19	20-29	30-39	40-49	50+
Cortez	0-0	5-6	4-4	3-6	0-0
Cundiff	1-1	1-1	2-5	0-0	1-1
Suisham	0-0	3-3	0-0	0-1	0-0
Cowboys	1-1	9-10	6-9	3-7	1-1
Opponents	0-0	8-9	2-3	7-8	4-7

SCORING	TDR	TDPT	TDRT	2Pt	FG	PAT	S	TP
Cortez	0	0	0	0	12/16	13/14	0	49
T. Glenn	1	7	0	0	0	0	0	48
K. Johnson	0	6	0	1	0	0	0	38
Witten	0	6	0	0	0	0	0	36
Barber	5	0	0	0	0	0	0	30
J. Jones	5	0	0	0	0	0	0	30
Cundiff	0	0	0	0	5/8	14/14	0	29
Suisham	0	0	0	0	3/4	8/8	0	17
Bledsoe	2	0	0	0	0	0	0	12
Crayton	0	2	0	0	0	0	0	12
Campbell	0	1	0	0	0	0	0	6
Henry	0	0	1a	0	0	0	0	6
Polite	0	1	0	0	0	0	0	6
Williams	0	0	1b	0	0	0	0	6
Cowboys	13	23	2	1	20/28	35/36	0	325
Opponents	13	18	4*	0	21/27	35/35	0	308

USUAL STARTERS			
WR	Keyshawn Johnson	RE	Greg Ellis
LT	Flozell Adams (8)	NT	La Roi Glover (12)
	Torrin Tucker (10)		Jason Ferguson (4)
LG	Larry Allen	LE	Kenyon Coleman (5)
C	Al Johnson		Marcus Spears (10)
RG	Marco Rivera	SLB	Al Singleton (7)
RT	Rob Pettit		Scott Fujita (8)
TE	Jason Witten	MLB	Bradie James
WR	Terry Glenn	JLB	Dat Nguyen (4)
QB	Drew Bledsoe		Scott Shanle (8)
RB	Julius Jones (12)		Ryan Fowler (3)
FB/TE	Lousaka Polite (3)	WLB	DeMarcus Ware
	Dan Campbell (12)	LCB	Terence Newman
		RCB	Anthony Henry (10)
K	Jose Cortez (7)		Aaron Glenn (6)
	Billy Cundiff (6)	SS	Roy Williams
	Shaun Suisham (3)	FS	Keith Davis

Pro Bowlers in Bold	
P	Mat McBriar

2007 ★ DALLAS COWBOYS STATISTICS ★ 2007

STAFF PLAYERS 2021 SEASON RECORDS PLAYOFF RECORDS 2007 STATISTICS SIDELINES

FIRST PLACE, NFC EAST HEAD COACH: WADE PHILLIPS			
PRESEASON (2-2)			
Date	W/L	Score Opponent	Att.
8/9	W	23-10 INDIANAPOLIS	60,175
8/18	W	31-20 DENVER	61,034
8/25	L	16-28 @ Houston	70,512
8/30	L	14-23 @ Minnesota	62,938
REGULAR SEASON (13-3)			
9/9	W	45-35 N.Y. GIANTS	63,031
9/16	W	37-20 @ Miami	71,615
9/23	W	34-10 @ Chicago	62,099
9/30	W	35-7 ST. LOUIS	62,866
10/8	W	25-24 @ Buffalo	71,575
10/14	L	27-48 NEW ENGLAND	63,984
10/21	W	24-14 MINNESOTA	63,432
10/28	- Bye -		
11/4	W	38-17 @ Philadelphia	67,688
11/11	W	31-20 @ N.Y. Giants	78,964
11/18	W	28-23 WASHINGTON	63,706
11/22	W	34-3 N.Y. JETS	63,315
11/29	W	37-27 GREEN BAY	64,167
12/9	W	28-27 @ Detroit	62,759
12/16	L	6-10 PHILADELPHIA	63,777
12/22	W	20-13 @ Carolina	73,860
12/30	L	6-27 @ Washington	90,910
2007 NFC DIVISIONAL PLAYOFF GAME			
1/13/08 L	17-21	N.Y. GIANTS	63,660

TEAM STATISTICS			DALLAS	OPP
FIRST DOWNS				
Rushing	322	304		
Penalty	83	86		
Passing	217	195		
Third Down-Made/Att.	22	23		
Third Down Efficiency	84/199	85/216		
Fourth Down-Made/Att.	42.2	39.4		
TOTAL NET YARDS	1014	1018		
Avg. Per Game	5.851	4.922		
Total Plays	365.7	307.6		
Avg. Per Play	975	1,008		
NET YARDS RUSHING	6.0	4.9		
Avg. Per Game	1.746	1.513		
Total Rushes	109.1	94.6		
Per Rush	4.19	3.81		
NET YARDS PASSING	4.2	4.0		
Avg. Per Game	4.105	3.409		
Sacked/Yards Lost	256.6	213.1		
Gross Yards	25/185	46/319		
Attempts/Completions	4,290	3,728		
Pct. of Completions	531/342	581/342		
Had Intercepted	64.4	58.9		
PUNTS/AVERAGE	19	19		
Net Punting Average	63/47.1	73/45.0		
PUNT RET./AVG.	38.5	39.1		
KICKOFF RET./AVG.	26/8.7	35/11.6		
INT./AVG. RET.	61/22.3	86/23.0		
PENALTIES/YARDS	19/17.4	19/10.1		
FUMBLES/BALL LOST	104/815	85/785		
TOUCHDOWNS	21.5	26/10		
Rushing	54	36		
Passing	14	12		
Returns	36	19		
EXTRA POINTS/ATTEMPTS	4	5		
TWO POINT CONV./ATTS	53/53	34/34		
FIELD GOALS/ATTEMPTS	0/1	0/2		
AVG. TIME OF POSS.	26/31	25/31		
	30.34	29.27		

RUSHING	ATT	YDS	AVG	LG	TD
Barber	204	975	4.8	54	10
J. Jones	164	588	3.6	25	2
Romo	31	129	4.2	17	2
Thompson	14	54	3.9	23	0
Owens	1	5	5.0	5	0
Johnson	5	-5	-1.0	-1	0
Cowboys	419	1,746	4.2	54	14
Opponents	381	1,513	4.0	62t	12

RECEIVING	NO	YDS	AVG	LG	TD
Witten	96	1,145	11.9	53	7
Owens	81	1,355	16.7	52t	15
Crayton	50	697	13.9	59t	7
Barber	44	282	6.4	29	2
J. Jones	23	203	8.8	24	0
Hurd	19	314	16.5	51t	1
Fasano	14	143	10.2	26t	1
Anderson	6	55	9.2	17	0
Austin	5	76	15.2	35	0
Curtis	3	18	6.0	15t	3
Hoyle	1	2	2.0	2t	0
Cowboys	342	4,290	12.5	59t	36
Opponents	342	3,728	10.9	69t	19

INTERCEPTIONS	NO	YDS	AVG	LG	TD
Henry	6	81	13.5	28t	1
Hamlin	5	93	18.6	35	0
Newman	4	129	32.3	70	1
Williams	2	10	5.0	10	0
Reeves	1	18	18.0	18	0
Watkins	1	0	0.0	0	0
Cowboys	19	331	17.4	70	2
Opponents	19	191	10.1	38	2

PUNTING	NO	YDS	AVG	TB	INT	LG	BL	NET
McBriar	63	2,970	47.1	7	17	64	0	38.5
Cowboys	63	2,970	47.1	7	17	64	0	38.5
Opp.	73	3,284	45.0	10	27	66	0	39.1

PUNT RETURNS	NO	FC	YDS	AVG	LG	TD
Crayton	22	20	201	9.1	49	0
Newman	4	1	26	6.5	13	0
Cowboys	26	21	227	8.7	49	0
Opponents	35	9	406	11.6	85t	1

KICKOFF RETURNS	NO	YDS	AVG	LG	TD
Austin	24	612	25.5	60	0
Thompson	20	471	23.6	72	0
N. Jones	6	122	20.3	27	0
Stanback	3	78	26.0	35	0
Curtis	3	27	9.0	16	0
Crayton	3	26	8.7	13	0
McQuistan	1	12	12.0	12	0
Anderson	1	10	10.0	10	0
Cowboys	61	1,358	22.3	72	0
Opponents	86	1,979	23.0	103t	1

SCORE BY	1	2	3	4	OT	T
QUARTERS						
Cowboys	61	147	117	130	-	455
Opponents	88	97	64	76	-	325

FIELD GOALS	11-19	20-29	30-39	40-49	50+
Folk	0-0	10-12	7-7	7-7	2-5
Cowboys	0-0	10-12	7-7	7-7	2-5
Opponents	1-1	8-9	5-6	10-12	1-3

Folk: (31),(26,28,47),(30,23,44),(1), (47,29,37,53),(38,23),(50M,45),(22), (44),(51M),(46,27),(26,51,25),(50M), (33,23),(42,23),(28M,37,30)

SCORING	TDR	TD	TD	FG	PAT	S	TP
Folk	0	0	0	26/31	53/53	0	131
Owens	0	15	0	0/0	0/0	0	90
Barber	10	2	0	0/0	0/0	0	72
Witten	0	7	0	0/0	0/0	0	42
Crayton	0	7	0	0/0	0/0	0	42
Curtis	0	3	0	0/0	0/0	0	18
J. Jones	2	0	0	0/0	0/0	0	12
Romo	2	0	0	0/0	0/0	0	12
Fasano	0	1	0	0/0	0/0	0	6
Hatcher	0	0	1b	0/0	0/0	0	6
Henry	0	0	1a	0/0	0/0	0	6
Hurd	0	1	0	0/0	0/0	0	6
Newman	0	0	1d	0/0	0/0	0	6
Watkins	0	0	1c	0/0	0/0	0	6
Cowboys	14	36	4	0	26/31	53/53	0
Opponents	12	19	5*	0	25/31	34/34	0

- 2-Pt. Conversions: Team 0-1, Opponents 0-4
- a 28 int return at Chicago (9/23)
 - b 29 fumble return vs. New England (10/14)
 - c 68 block field goal return vs. Minnesota (10/21)
 - d 50 int return vs. New York Jets (11/22)

- * D. Hall 85 punt return vs. St. Louis (9/30)
- G. Wilson 25 int return at Buffalo (10/8)
- C. Kelsay 0 int return at Buffalo (10/8)
- T. McGehee 103 kickoff return at Buffalo (10/8)
- C. Griffin 28 fumble return vs. Min (10/21)

USUAL STARTERS			
WR	Terrell Owens	RE	Chris Canty
LT	Flozell Adams	NT	Jay Ratliff (14)
LG	Kyle Kosier	LE	Marcus Spears
C	Andre Gurode	SLB	Greg Ellis (10)
RG	Leonard Davis		Anthony Spencer (6)
RT	Marc Colombo	MLB	Bradie James
TE	Jason Witten	JLB	Akin Ayodele (14)
WR	Patrick Crayton	WLB	DeMarcus Ware
QB	Tony Romo	LCB	Jacques Reeves (13)
RB	Julius Jones (16)		Terence Newman (3)
	Marion Barber (0)	RCB	Anthony Henry (8)
FB	Oliver Hoyle		Terence Newman (8)
		SS	Roy Williams (13)
		FS	Ken Hamlin
K	Nick Folk		
P	Mat McBriar		

Pro Bowlers in Bold

PASSING	ATT	COMP	YDS	PCT	ATT	PCT	TD	INT	INT	LG	SKS/YDS	RATING
Romo	520	335	4,211	64.4	8.1	36	6.9	19	3.7	59t	24/176	97.4
Johnson	11	7	79	63.3	7.2	0	0.0	0	0.0	35	1/9	85.0
Cowboys	531	342	4,290	64.4	8.1	36	6.8	19	3.6	59t	25/185	97.1
Opponents	581	342	3,728	58.9	6.4	19	3.3	19	3.3	69t	46/319	75.1

2008 ★ DALLAS COWBOYS STATISTICS ★ 2008

THIRD, NFC EAST HEAD COACH: WADE PHILLIPS				
PRESEASON (2-2)				
Date	W/L	Score	Opponent	Att.
8/9	L	17-31	@ San Diego	61,946
8/16	L	13-23	@ Denver	74,484
8/22	W	23-22	HOUSTON	60,795
8/28	W	16-10	MINNESOTA	60,246
REGULAR SEASON (9-7)				
9/7	W	28-10	@ Cleveland	73,012
9/15	W	41-37	PHILADELPHIA	63,472
9/21	W	27-16	@ Green Bay	71,113
9/28	L	24-26	WASHINGTON	63,462
10/5	W	31-22	CINCINNATI	62,655
10/12	L	24-30	@ Arizona (OT)	64,989
10/19	L	14-34	@ St. Louis	62,035
10/26	W	13-9	TAMPA BAY	63,254
11/2	L	14-35	@ N.Y. Giants	78,826
11/9		- Bye -		
11/16	W	14-10	@ Washington	90,830
11/23	W	35-22	SAN FRANCISCO	63,272
11/27	W	34-9	SEATTLE	63,253
12/7	L	13-20	@ Pittsburgh	60,594
12/14	W	20-8	N.Y. GIANTS	63,776
12/20	L	24-33	BALTIMORE	63,800
12/28	L	6-44	@ Philadelphia	69,144

TEAM STATISTICS			DALLAS	OPP
FIRST DOWNS	291	276
Rushing	102	85
Passing	171	163
Penalty	18	28
Third Down-Made/Att.	91/212	77/216
Third Down Efficiency	42.9	35.6
Fourth Down-Made/Att.	7/12	8/14
TOTAL NET YARDS	5,512	4,709
Avg. Per Game	344.5	294.3
Total Plays	979	969
Avg. Per Play	5.6	4.9
NET YARDS RUSHING	1,723	1,706
Avg. Per Game	107.7	106.6
Total Rushes	401	402
Avg. Per Rush	4.3	4.2
NET YARDS PASSING	3,789	3,003
Avg. Per Game	236.8	187.7
Sacked/Yards Lost	31/199	59/374
Gross Yards	3,988	3,377
Attempts/Completions	547/328	508/308
Pct. of Completions	60.0	60.6
Had Intercepted	20	8
PUNTS/AVERAGE	78/43.4	74/44.3
Net Punting Average	36.4	39.0
PUNT RET./AVG.	37/6.4	37/10.5
KICKOFF RET./AVG.	70/22.2	71/21.3
INT./AVG. RET.	8/4.5	20/17.5
PENALTIES/YARDS	120/957	87/601
FUMBLES/BALL LOST	29/13	28/14
TOUCHDOWNS	43	36
Rushing	12	11
Passing	29	19
Returns	2	6
EXTRA POINTS/ATTEMPTS	42/42	33/33
TWO POINT CONV./ATTS.	0/1	0/2
FIELD GOALS/ATTEMPTS	20/22	38/44
AVG. TIME OF POSS.	30:00	30:00

	AVG	PCT	PCT																
PASSING	ATT	COMP	YDS	PCT	ATT	TD	TD	INT	INT	LG	SKS/YDS	RATING							
Romo	450	276	3,448	61.3	7.7	26	5.8	14	3.1	751	20/123	91.4							
Johnson	78	41	427	52.6	5.5	2	2.6	5	6.4	36	8/54	50.5							
Bollinger	17	10	71	58.8	4.2	1	5.9	1	5.9	24	3/22	63.6							
Witten	1	1	42	100.0	4.0	0	0.0	0	0.0	42	0/0	118.8							
Crayton	1	0	0	0.0	0.0	0	0.0	0	0.0	0	0/0	39.6							
Cowboys	547	328	3,988	60.0	7.3	29	5.3	20	3.7	751	31/199	84.9							
Opponents	508	308	3,377	60.6	6.6	19	3.7	8	1.6	60	59/374	86.2							

RUSHING					
	ATT	YDS	AVG	LG	TD
Barber	238	885	3.7	35	7
Choice	92	472	5.1	38	2
F. Jones	30	266	8.9	60	3
Romo	28	41	1.5	15	0
Owens	7	33	4.7	8	0
R.E. Williams	1	13	13.0	13	0
Crayton	1	11	11.0	11	0
Anderson	2	3	1.5	3	0
Johnson	2	-1	-0.5	0	0
Cowboys	401	1,723	4.3	60	12
Opponents	402	1,706	4.2	82	11
RECEIVING					
	NO	YDS	AVG	LG	TD
Witten	81	952	11.8	42	4
Owens	69	1,052	15.2	75	10
Barber	52	417	8.0	70	2
Crayton	39	550	14.1	55	4
Choice	21	185	8.8	50	0
Bennett	20	283	14.2	37	4
R.E. Williams	19	198	10.4	38	1
Austin	13	278	21.4	63	3
Curtis	8	32	4.0	8	0
Stankab	2	24	12.0	15	0
F. Jones	2	10	5.0	7	0
Anderson	2	7	3.5	6	1
Cowboys	328	3,988	12.2	75	29
Opponents	308	3,377	11.0	60	19

INTERCEPTIONS					
	NO	YDS	AVG	LG	TD
Newman	4	2	0.5	2	0
Jenkins	1	23	23.0	23	1
Ellis	1	11	11.0	11	0
Henry	1	0	0.0	0	0
Harmin	1	0	0.0	0	0
Cowboys	8	36	4.5	23	1
Opponents	20	349	17.5	61	1

PUNTING								
	NO	YDS	AVG	TB	IN20	LG	BL	NET
Paulecu	53	2,213	41.8	5	14	70	0	35.2
McBriar	24	1,175	49.0	3	5	66	1	38.8
Cowboys	77	3,388	43.8	8	19	70	1	36.4
Opp.	73	3,281	44.3	8	20	65	1	39.0

PUNT RETURNS						
	NO	FC	YDS	AVG	LG	TD
A. Jones	21	0	95	4.5	18	0
Crayton	15	9	143	9.5	33	0
Battle	1	0	0	0.0	0	0
Cowboys	37	9	238	6.4	33	0
Opponents	37	17	390	10.5	35	0

KICKOFF RETURNS					
	NO	YDS	AVG	LG	TD
Austin	29	624	21.5	36	0
F. Jones	16	434	27.1	98	1
Stankab	10	218	21.8	58	0
A. Jones	7	155	22.1	41	0
Scandrick	4	81	20.3	25	0
Spencer	1	18	18.0	18	0
Crayton	1	11	11.0	11	0
Anderson	1	9	9.0	9	0
Curtis	1	4	4.0	4	0
Cowboys	70	1,554	22.2	98	1
Opponents	71	1,510	21.3	93	1

SCORE BY						
QUARTERS	1	2	3	4	OT	T
Cowboys	72	117	62	111	0	362
Opponents	79	109	67	104	6	365

FIELD GOALS						
	11-19	20-29	30-39	40-49	50+	
Folk	0-0	1-1	7-8	10-11	2-2	
Cowboys	0-0	1-1	7-8	10-11	2-2	
Opponents	0-0	9-9	16-16	11-14	2-5	

Folk: (), (51,47), (25,39), (36), (30), (37M,52), (46M), (38,45), (), (), (48,41,47,42), (41,42), (44,33), (), (35), (37,42)

Opponents: (34), (34,44,22), (36,38,33), (20,33,33,29), (41,31,40), (41), (54M,52,35), (36,35,51M,41), (41,46M), (), (53M,23,22,35), (44,38,25), (45M,24,41), (34,47), (26,29,37,35), (40,50,44,40M)

SCORING										
	TDR	TD	DR	2Pt	FG	PAT	S	TP		
Folk	0	0	0	0	20/22	42/42	0	102		
Owens	0	10	0	0	0/0	0/0	0	60		
Barber	7	2	0	0	0/0	0/0	0	54		
Witten	0	4	0	0	0/0	0/0	0	24		
Crayton	0	4	0	0	0/0	0/0	0	24		
F. Jones	3	0	1a	0	0/0	0/0	0	24		
Bennett	0	4	0	0	0/0	0/0	0	24		
Austin	0	3	0	0	0/0	0/0	0	18		
Choice	2	0	0	0	0/0	0/0	0	12		
Anderson	0	1	0	0	0/0	0/0	0	6		
R.E. Williams	0	1	0	0	0/0	0/0	0	6		
Jenkins	0	0	1b	0	0/0	0/0	0	6		
Polk	0	0	0	0	0/0	0/0	1%	2		
Cowboys	12	29	2	0	20/22	42/42	1	362		
Opponents	10	17	4*	0	35/40	28/28	1*	365		

2-Pt. Conversions: Team 0-1, Opponents 0-2

a 98-yd kickoff return vs. Philadelphia (9/15)

b 23-yd int return at N.Y. Giants (11/2)

% blocked punt in end zone vs. SF (11/23)

* C. Gocong 0 fumble recovery vs. Phi (9/15)

J. Arrington 93 kickoff return at Arizona (10/12)

M. Beisel 3 block punt return at Arizona (10/12)

D. Townsend 25 int return at Pittsburgh (12/7)

C. Clemons 73 fumble return at Phi (12/28)

J. Hanson 96 fumble recovery at Phi (12/28)

^ Kiwanuka forced fumble off of ez vs. NYG (11/24)

USUAL STARTERS			
WR	Terrell Owens	RE	Chris Canty
LT	Flizell Adams	LE	Jay Ratliff
LG	Cory Procter (11)	NT	Marcus Spears
C	Andre Gurode	SLB	Breg Ellis
RG	Leonard Davis	MLB	Bradie James
RT	Marc Colombo	JLB	Zach Thomas
TE	Jason Witten	WLB	DeMarcus Ware
WR	Patrick Crayton	LCB	Terence Newman (9)
QB	Tony Romo		Adam Jones (4)
RB	Marion Barber		Mike Jenkins (3)
FB	Deon Anderson	RCB	Anthony Henry
		SS	Keith Davis (8)
K	Nick Folk	FS	Ken Hamlin
P	Sam Paulecu (10)		
	Mat McBriar (6)		

2010 ★ DALLAS COWBOYS STATISTICS ★ 2010

THIRD PLACE, NFC EAST
HEAD COACH: WADE PHILLIPS (1-7)
JASON GARRETT (5-3)

PRESEASON (3-2)

Date	W/L	Score	Opponent	Att.
8/8	W	16-7	CIN. @ Canton	22,364
8/12	L	9-17	OAKLAND	72,282
8/21	W	16-14	@ San Diego	64,372
8/28	L	7-23	@ Houston	70,725
9/2	W	27-25	MIAMI	71,805

REGULAR SEASON (6-10)

9/12	L	7-13	@ Washington	90,670
9/19	L	20-27	CHICAGO	85,168*
9/26	W	27-13	@ Houston	71,456
10/3			- Bye -	
10/10	L	27-34	TENNESSEE	90,616*
10/17	L	21-24	@ Minnesota	64,120
10/25	L	35-41	N.Y. GIANTS	91,375*
10/31	L	17-35	JACKSONVILLE	81,395*
11/7	L	7-45	@ Green Bay	70,913
11/14	W	33-20	@ N.Y. Giants	80,851
11/21	W	35-19	DETROIT	81,261*
11/25	L	28-30	NEW ORLEANS	93,985*
12/5	W	38-35	@ Indianapolis (OT)	67,471
12/12	L	27-30	PHILADELPHIA	85,673*
12/19	W	33-30	WASHINGTON	86,904*
12/25	L	26-27	@ Arizona	66,971
12/31	W	14-13	@ Philadelphia	69,144

AT&T Stadium configuration

*All Open #All Closed

^Only Doors Open %Only Roof Open

TEAM STATISTICS	DALLAS	OPP
FIRST DOWNS	327	309
Rushing	104	84
Passing	201	200
Penalty	22	25
Third Down-Made/Att.	36/211	81/204
Third Down Efficiency	40.6	39.7
Fourth Down-Made/Att.	13/22	4/9
TOTAL NET YARDS	5,828	5,628
Avg. Per Game	364.3	351.8
Total Plays	1,035	977
Avg. Per Play	5.6	5.8
NET YARDS RUSHING	1,786	1,734
Avg. Per Game	111.6	108.4
Total Rushes	428	402
Avg. Per Rush	4.2	4.3
NET YARDS PASSING	4,042	3,894
Avg. Per Game	252.6	243.4
Sacked/Yards Lost	31/166	35/257
Gross Yards	4,208	4,151
ATTEMPTS/COMPLETIONS	576/378	540/348
Pct. of Completions	65.8	64.4
Had Intercepted	19	20
PUNTS/AVERAGE	66/47.2	70/43.1
Net Punting Average	41.7	35.4
PUNT RETURN/AVG.	24/15.9	33/6.2
KICKOFF RETURN/AVG.	74/21.2	56/24.3
INT./AVG.	20/15.1	19/14.6
PENALTIES/YARDS	109/863	79/641
FUMBLES/BALL LOST	28/11	20/10
TOUCHDOWNS	46	51
Rushing	10	11
Passing	29	33
Returns	7	7
EXTRA POINTS/ATTEMPTS	42/44	49/49
TWO POINT CONV./ATT.	2/2	2/2
FIELD GOALS/ATTS.	24/32	25/27
AVG. TIME OF POSSESSION	31:11	28:49

	PASSING	ATT	COMP	YDS	PCT	AVG	PCT			LG	SKS/YDS	RATING
							TD	INT	INT			
Kita	318	209	2,365	65.7	7.4	16	5.0	12	3.8	711	21/100	88.9
Romo	213	148	1,605	69.5	7.5	11	5.2	7	3.3	691	7/41	94.9
McGee	44	22	238	50.0	5.4	2	4.5	0	0.0	371	3/25	81.4
Barber	1	0	0	0.0	0.0	0	0.0	0	0.0	0	0/0	39.6
Cowboys	576	209	4,208	65.8	7.3	29	5.0	19	3.3	711	21/100	88.9
Opponents	540	348	4,151	64.4	7.7	33	6.1	20	3.7	911	35/257	92.7

RUSHING	ATT	YDS	AVG	LG	TD
Jones	185	800	4.3	34	1
Barber	113	374	3.3	25	4
Choice	66	243	3.7	26	3
Kita	31	147	4.7	29	1
Austin	7	93	13.3	60	1
McGee	13	74	5.7	14	0
Romo	6	38	6.3	14	0
Gronkowski	5	17	3.4	8	0
Bryant	1	0	0.0	0	0
McBriar	1	0	0.0	0	0
Cowboys	428	1,786	4.2	60	10
Opponents	402	1,734	4.3	56	11

RECEIVING	NO	YDS	AVG	LG	TD
Witten	94	1,002	10.7	33	9
Austin	69	1,041	15.1	69	7
Jones	48	450	9.4	71	1
Bryant	45	561	12.5	46	6
R.Williams	37	530	14.3	63	5
Bennett	33	260	7.9	32	0
Choice	17	109	6.4	17	0
Hurd	14	120	8.6	13	0
Barber	11	49	4.5	15	0
Gronkowski	7	35	5.0	12	1
Ogletree	3	34	11.3	19	0
Johnson	1	6	6.0	6	0
Romo	0	11	11.0	11	0
Cowboys	379	4,208	11.1	71	29
Opponents	348	4,151	11.9	91	33

INTERCEPTIONS	NO	YDS	AVG	LG	TD
Sensabaugh	5	26	5.2	10	0
Newman	5	16	3.2	30	0
Lee	2	44	22.0	31	1
Ball	2	27	13.5	27	0
McCann	1	101	101.0	101	1
Brooking	1	41	41.0	41	0
Scandrick	1	40	40.0	40	1
James	1	11	11.0	11	0
McCray	1	0	0.0	0	0
Jenkins	1	-4	-4.0	-4	0
Cowboys	20	302	15.1	101	3
Opponents	19	277	14.6	66	3

PUNTING NO	YDS	AVG	TB	INT	LG	BL	NET
McBriar	65	3,115	47.9	8	22	65	41.7
Cowboys	65	3,115	47.9	8	22	65	41.7
Opp.	70	3,020	43.4	8	26	69	35.4

PUNT RETURNS	NO	YDS	AVG	FC	LG	TD
Bryant	15	215	14.3	0	93	2
McCann	8	165	20.6	10	97	1
Holley	1	2	2.0	0	0	0
Owusu-Ansah	0	0	0.0	4	0	0
Cowboys	24	382	15.9	14	97	3
Opponents	33	205	6.2	7	16	0

KICKOFF RETURNS	NO	YDS	AVG	LG	TD
Owusu-Ansah	25	543	21.7	41	0
McCann	23	507	22.0	38	0
Bryant	12	293	24.4	43	0
Andre Gurode	6	109	18.2	31	0
Choice	3	61	20.3	27	0
Gronkowski	2	23	11.5	13	0
Rucker	1	16	16.0	16	0
Chandler	1	11	11.0	11	0
Newman	1	9	9.0	9	0
Cowboys	74	1,572	21.2	43	0
Opponents	56	1,363	24.3	95	1

SCORE BY QUARTERS	1	2	3	4	OT	T
Cowboys	70	104	106	111	3	394
Opponents	85	130	95	126	0	436

FIELD GOALS 11-19	20-29	30-39	40-49	50-6+	
Buehler	0-0	8-8	4-7	8-11	4-6
Cowboys	0-0	8-8	4-7	8-11	4-6
Opponents	0-0	8-8	4-4	9-10	4-5

Buehler(34M)	(28,44M,48)	(49,40)	(51,44M,26)
	(,26,41),(34),(,)(,22,23,34M),(,)(,21,53,59M),(30,48M,46,38),(50,43),(42,20,35M,20,39),(42,53),(52M)		
Opp:	(29,49),(38,40),(24,30),(52,40),(38),(53,26),(,)(54B,26),(43,25),(47),(50,45,28),(,)(39,50,22),(,)(49M,49,48),(43,22)		

SCORING	TDR	TD	PTR	2Pt	FG	PAT	S	TP
Buehler	0	0	0	24/32	42/44	0	114	0
Witten	0	9	0	1	0/0	0/0	0	56
Austin	1	7	0	0	0/0	0/0	0	48
Bryant	0	6	2a	0	0/0	0/0	0	48
R.Williams	0	5	0	1	0/0	0/0	0	32
Barber	4	0	0	0	0/0	0/0	0	24
Choice	3	0	0	0	0/0	0/0	0	18
Jones	1	1	0	0	0/0	0/0	0	12
McCann	0	0	2b	0	0/0	0/0	0	12
Gronkowski	0	1	0	0	0/0	0/0	0	6
Lee	0	0	1d	0	0/0	0/0	0	6
Kita	1	0	0	0	0/0	0/0	0	6
Scandrick	0	0	1c	0	0/0	0/0	0	6
Ware	0	0	1e	0	0/0	0/0	0	6
Cowboys	10	29	7	2	24/32	42/44	0	394
Opponents	11	33	7*	2	25/27	49/49	1	436

2-Pt. Conversions: Team 2-2, Opponents 2-2

- a 62 punt return vs. Chi (9/19)
- 93 punt return vs. NYG (10/25)
- b 101 int return, @ NYG (11/14)
- 97 punt return vs. Detroit (11/21)
- c 40 int return, @ Indianapolis (12/5)
- d 31 int return, @ Indianapolis (12/5)
- e 17 fumble return @ Phil (12/11)

- * D. Hall 32 fumble return, @ Wash (9/12)
- P. Harvin 95 kickoff return, @ Minn (10/17)
- N. Collins 26 fumble return, @ Green Bay (11/7)
- C. Matthews 62 int. return, @ Green Bay (11/7)
- T. Smith 2 block punt return @ Ind (12/5)
- D. Rodgers-Cromartie 32 int. return @ Ari (12/25)
- G. Toler 66 int. return @ Ari (12/25)
- A L. Davis holding in endzone vs. Det (11/21)

USUAL STARTERS

WR	Roy Williams (10)	RE	Igor Olshansky (14)
LT	Doug Free	NT	Jay Ratliff
LG	Kyle Kosier (13)	LE	Marcus Spears (7)
C	Andre Gurode		Stephen Bowen (7)
RG	Leonard Davis	SLB	Anthony Spence
RT	Marc Colombo (15)	MLB	Bradie James
TE	Jason Witten	JLB	Keith Brooking
WR	Miles Austin	WLB	DeMarcus Ware
QB	Tony Romo (6)	RCB	Terence Newman
	Jon Kina (9)	LCB	Mike Jenkins
RB	Marion Barber (10)	SS	Gerald Sensabaugh
	Felix Jones (6)	(14)	
FB	Chris Gronkowski	FS	Alan Ball
(10)			
K	David Buehler		
P	Mat McBriar		Pro Bowlers in Bold

2011 ★ DALLAS COWBOYS STATISTICS ★ 2011

STAFF PLAYERS 2011 SEASON RECORDS PLAYOFF RECORDS 2011 STATISTICS SIDELINES

THIRD PLACE, NFC EAST HEAD COACH: JASON GARRETT

PRESEASON (2-2)

Date	W/L	Score	Opponent	Att.
8/11	W	24-23	DENVER	74,045
8/21	L	7-20	SAN DIEGO	73,665
8/27	W	23-17	@ Minnesota	62,800
9/1	L	3-17	@ Miami	40,727

REGULAR SEASON (8-8)

Date	W/L	Score	Opponent	Att.
9/11	L	24-27	@ N.Y. Jets	78,702
9/18	W	27-24	@ San Fran (OT)	69,732
9/26	W	18-16	WASHINGTON	90,017%
10/2	L	30-34	DETROIT	78,122%
10/9		- Bye -		
10/16	L	16-20	@ New England	68,756
10/23	W	34-7	ST. LOUIS	80,086%
10/30	L	7-34	@ Philadelphia	69,144
11/6	W	23-13	SEATTLE	81,501%
11/13	W	44-7	BUFFALO	85,157%
11/20	W	27-24	@ Washington (OT)	80,122%
11/24	W	20-19	MIAMI	87,418*
12/4	L	13-19	@ Arizona (OT)	62,180
12/11	L	34-37	N.Y. GIANTS	92,952%
12/17	W	31-15	@ Tampa Bay	65,162
12/24	L	7-20	PHILADELPHIA	84,432%
1/1/12	L	14-31	@ N.Y. Giants	81,077

AT&T Stadium configuration

*All Open #-All Closed

^Only Doors Open %-Only Roof Open

SCORE BY QUARTERS

	1	2	3	4	OT	T
Cowboys	72	110	62	119	6	369
Opponents	51	112	75	103	6	347

RUSHING

	ATT	YDS	AVG	LG	TD
Murray	164	897	5.5	91	2
Jones	127	575	4.5	40	1
Morris	28	98	3.5	15	0
Tanner	22	76	3.5	17	1
Choice	28	75	2.7	14	0
Romo	22	46	2.1	17	1
McGee	4	28	7.0	12	0
Bryant	1	5	5.0	5	0
Fiammetta	4	4	1.0	3	0
Austin	2	3	1.5	5	0
Ogletree	2	3	1.5	7	0
Washington	1	-1	-1.0	-1	0
Kitna	3	-2	-0.7	0	0
Cowboys	408	1,807	4.4	91	5
Opponents	385	1,585	4.1	40	10

RECEIVING

	NO	YDS	AVG	LG	TD
Witten	79	942	11.9	64	5
Bryant	63	928	14.7	50	9
Robinson	54	858	15.9	74	11
Austin	43	579	13.5	53	7
Jones	33	221	6.7	27	0
Murray	26	183	7.0	18	0
Bennett	17	144	8.5	15	0
Ogletree	15	164	10.9	33	0
Phillips	15	101	6.7	12	1
Choice	11	71	6.5	18	0
Holley	7	169	24.1	77	0
Morris	5	13	2.6	9	0
Fiammetta	3	39	13.0	15	0
Tanner	2	19	9.5	11	0
Washington	2	13	6.5	15	0
Chapas	1	9	9.0	9	0
Cowboys	376	4,453	11.8	77	33
Opponents	336	4,149	12.3	74	24

INTERCEPTIONS

	NO	YDS	AVG	LG	TD
Lee	4	87	21.8	37	0
Newman	4	80	20.0	43	1
Sensabaugh	2	11	5.5	11	0
Hatcher	1	16	16.0	16	0
Ball	1	15	15.0	15	0
Walker	1	5	5.0	5	0
Jenkins	1	3	3.0	3	0
Scandrick	1	0	0.0	0	0
Cowboys	15	217	14.5	43	1
Opponents	12	158	13.2	56	2

PUNTING

	NO	YDS	AVG	TB	IN20	LG	BL	NET
McBriar	58	2,542	43.8	7	21	68	1	36.1
Jones	10	426	42.6	1	4	54	0	42.6
Bailey	2	79	39.5	0	0	41	0	37.0
Cowboys	70	3,047	42.9	8	25	68	1	36.7
Opp.	72	3,420	47.5	6	21	70	0	41.8

PUNT RETURNS

	NO	FC	YDS	AVG	LG	TD
Bryant	15	5	103	6.9	20	0
Harris	15	6	80	5.3	14	0
Owusu-Ansah	6	3	47	7.8	21	0
Ogletree	2	0	35	17.5	25	0
McCann	2	0	13	6.5	16	0
Holley	1	0	15	15.0	15	0
Cowboys	41	14	293	7.1	22	0
Opponents	30	17	278	9.3	55	0

KICKOFF RETURNS

	NO	YDS	AVG	LG	TD
Harris	8	231	28.9	51	0
Jones	7	186	26.6	69	0
Ogletree	6	114	19.0	25	0
Owusu-Ansah	3	56	18.7	23	0
Bryant	3	55	18.3	26	0
Murray	2	36	18.0	22	0
Phillips	2	26	13.0	16	0
Lissimore	1	38	38.0	38	0
McCann	1	26	26.0	26	0
Cowboys	33	768	23.3	69	0
Opponents	52	1,114	21.4	43	0

FIELD GOALS 11-19 20-29 30-39 40-49 50+

	11-19	20-29	30-39	40-49	50+
Bailey	1-1	8-9	11-11	10-12	2-4
Cowboys	1-1	8-9	11-11	10-12	2-4
Opponents	0-0	12-12	4-5	5-9	5-7

Bailey: (34),(21M,48,19),(41,27,32,41,23,40), (41,35,23),(48,22,26),(30,51),(10,20,42), (45,36,31),(37,39),(32,28), (53M,50,37,49M),(49,49,47B),(30), (1),(52M)
Opp: (34,50),(55),(46,27,36B,50),(33,51),(31,26), (1),(23,26),(45,32,41B),(52M),(40,49M,52M), (26,47M,28,27,23),(48,23),(23,26),(1), (43,51),(40M,28)

SCORING TRAIL TDPTDR1 2Pt FG PAT S TP

	TD	PT	DR1	2Pt	FG	PAT	S	TP
Bailey	0	0	0	0	32/37	39/39	0	135
Robinson	0	11	0	0	0	0	0	66
Bryant	0	9	0	0	0	0	0	54
Austin	0	7	0	0	0	0	0	42
Witten	0	5	0	0	0	0	0	30
Murray	2	0	0	0	0	0	0	12
Jones	1	0	0	0	0	0	0	6
Newman	0	0	1a	0	0	0	0	6
Phillips	0	1	0	0	0	0	0	6
Romo	1	0	0	0	0	0	0	6
Tanner	1	0	0	0	0	0	0	6
Cowboys	5	33	1	0	32/37	39/39	0	369
Opponents	10	24	4*	2	26/33	35/35	1	347

2-Pt. Conversions: Team 0-0, Opponents 2-2

a T.Newman 43 int return, vs. Buf (11/13)

* I. Trufant 18 block punt return, @ NYJ (9/11)

B. Carpenter 34 int. return, vs. Det (10/2)

C. Houston 56 int. return, vs. Det (10/2)

D. Watson 7 fumble return, @ TB (12/17)

^ J. Pierre-Paul Romo sack, vs. NYG (12/11)

USUAL STATISTICS

WR	Dez Bryant (13)	RE	Jason Hatcher (10)
LT	Doug Free		Marcus Spears (5)
LG	Bill Nagy (4)	NT	Jay Ratliff
	Montreae Holland (10)	LE	Kenyon Coleman (15)
C	Phil Costa	SLB	Anthony Spencer (15)
RG	Kyle Kosier	MLB	Bradie James (13)
RT	Tyron Smith	JLB	Sean Lee (15)
TE	Jason Witten	WLB	DeMarcus Ware
WR	Miles Austin (10)	LCB	Terence Newman (14)
	Laurent Robinson (4)	RCB	Mike Jenkins (12)
QB	Tony Romo		Orlando Scandrick (4)
RB	Felix Jones (8)	SS	Abram Elam
	DelMarco Murray (7)	FS	G. Sensabaugh
FB	Tony Fiammetta (6)		
	John Phillips (4)	K	Dan Bailey
		P	Mat McBriar

Pro Bowlers in Bold

TEAM STATISTICS	DALLAS	OPP
FIRST DOWNS	327	305
Rushing	91	78
Passing	219	199
Penalty	17	28
Third Down-Made/Att.	78/198	81/204
Third Down Efficiency	39.4	39.7
Fourth Down-Made/Att.	5/10	4/11
TOTAL NET YARDS	6,008	5,491
Avg. Per Game	375.5	343.2
Total Plays	1,017	972
Avg. Per Play	5.9	5.6
NET YARDS RUSHING	1,807	1,585
Avg. Per Game	112.9	99.1
Total Rushes	408	385
Avg. Per Rush	4.4	4.1
NET YARDS PASSING	4,201	3,906
Avg. Per Game	262.6	244.1
Sacked/Yards Lost	39/252	42/243
Gross Yards	4,453	4,149
ATTEMPTS/COMPLETIONS	570/376	545/336
Pct. of Completions	66.0	61.7
Had Intercepted	12	15
PUNTS/AVERAGE	71/42.9	72/47.5
Net Punting Average	36.2	41.8
PUNT RETURN/AVG.	41/7.1	30/9.3
KICKOFF RETURN/AVG.	33/23.3	52/21.4
INT./AVG.	15/14.5	12/13.2
FUMBLES/YARDS	114/816	85/650
PENALTIES/BALL LOST	24/9	20/10
Touchdowns	39	38
Rushing	5	10
Passing	33	24
Returns	1	4
EXTRA POINTS/ATTEMPTS	39/39	35/35
TWO POINT CONV./ATT.	0/0	2/2
FIELD GOALS/ATTS.	32/37	26/33
AVG. TIME OF POSSESSION	30:55	29:05

	PASSING	ATT	COMP	YDS	PCT	AVG	PCT	PCT	LG	SKS/YDS	RATING	
Romo	522	346	4,184	66.3	8.0	31	5.9	1.0	19	77	36/227	102.5
McGee	38	24	182	63.2	4.8	1	2.6	0.0	19	3/25	83.4	
Kitna	10	6	87	60.0	8.7	1	10.0	2.0	33	0/0	82.1	
Cowboys	570	376	4,453	66.0	7.8	33	5.8	12	51	77	36/252	100.1
Opponents	545	336	4,149	61.7	7.6	24	4.4	15	2.8	74	42/243	88.4

2012 ★ DALLAS COWBOYS STATISTICS ★ 2012

THIRD PLACE, NFC EAST HEAD COACH: JASON GARRETT

PRESEASON (3-1)				
Date	W/L	Score	Opponent	Att.
8/13	W	3-0	@ Oakland	50,403
8/18	L	20-28	@ San Diego	53,381
8/25	W	20-19	ST. LOUIS	75,226
9/1	W	30-13	MIAMI	73,481

REGULAR SEASON (8-8)				
Date	W/L	Score	Opponent	Att.
9/5	W	24-17	@ N.Y. Giants	82,287
9/16	L	7-27	@ Seattle	68,008
9/23	W	16-10	TAMPA BAY	81,984*
10/1	L	18-34	CHICAGO	90,080*
10/7			- Bye -	
10/14	L	29-31	@ Baltimore	71,384
10/21	W	19-14	@ Carolina	73,981
10/28	L	24-29	N.Y. GIANTS	94,067*
11/4	L	13-19	@ Atlanta	70,840
11/11	W	38-23	@ Philadelphia	69,144
11/18	W	23-20	CLEVELAND (OT)	81,963*
11/22	L	31-38	WASHINGTON	90,168*
12/2	W	38-33	PHILADELPHIA	81,851*
12/9	W	20-19	@ Cincinnati	63,590
12/16	W	27-24	PITTSBURGH (OT)	95,595*
12/23	L	31-34	NEW ORLEANS (OT)	92,570*
12/30	L	18-28	@ Washington	82,845

AT&T Stadium configuration
 *All Open # All Closed
 ^Only Doors Open %Only Roof Open

TEAM STATISTICS	DALLAS	OPP
FIRST DOWNS	338	317
Rushing	76	92
Passing	237	195
Penalty	25	30
Third Down-Made/Att	93/212	81/202
Third Down Efficiency	43.9	40.1
Fourth Down-Made/Att	8/11	6/11
TOTAL NET YARDS	5,994	5,687
Avg. Per Game	374.6	355.4
Total Plays	1,049	986
Avg. Per Play	5.7	5.8
NET YARDS RUSHING	1,265	2,003
Avg. Per Game	79.1	125.2
Total Rushes	355	441
Avg. Per Rush	3.6	4.5
NET YARDS PASSING	4,729	3,684
Avg. Per Game	295.6	230.3
Sacked/Yards Lost	36/263	34/211
Gross Yards	4,992	3,895
Attempts/Completions	658/434	511/320
Pct. of Completions	66.0	62.6
Had Intercepted	19	7
PUNTS/AVERAGE	69/44.0	74/45.4
Net Punting Average	38.6	37.1
PUNT RETURN/AVG.	34/12.4	29/9.6
KICKOFF RETURN/AVG.	36/20.6	50/22.0
INT./AVG.	7/21.0	19/17.9
PENALTIES/YARDS	117/853	89/726
FUMBLES/BALL LOST	20/10	18/9
TOUCHDOWNS	41	45
Rushing	6	17
Passing	29	22
Returns	4	6
EXTRA POINTS/ATTEMPTS	37/37	43/44
TWO POINT CONV./ATT.	3/4	0/1
FIELD GOALS/ATTEMPTS	29/31	29/33
AVG. TIME OF POSSESSION	30:33	29:27

PASSING	ATT	COMP	YDS	PCT	AVG	PCT	PCT	INT	LG	SKS/YDS	RATING	
Romo	648	425	4,903	65.6	7.6	28	4.3	19	2.9	851	36/263	90.5
Orton	10	9	89	90.0	8.9	1	10.0	0	0.0	21	0/0	137.1
Cowboys	658	434	4,992	66.0	7.6	29	4.4	19	2.9	851	36/263	91.3
Opponents	511	320	3,895	62.6	7.6	22	4.3	7	1.4	681	34/211	94.7

RUSHING	ATT	YDS	AVG	LG	TD
Murray	161	663	4.1	48	4
F. Jones	111	402	3.6	22	3
Dunbar	21	75	3.6	18	0
Tanner	25	61	2.4	9	0
Romo	30	49	1.6	15	1
Vickers	3	11	3.7	13	0
Ogletree	2	9	4.5	5	0
Bryant	2	-5	-2.5	6	0
Cowboys	355	1,265	3.6	48	8
Opponents	441	2,003	4.5	43	17

RECEIVING	NO	YDS	AVG	LG	TD
Written	110	1,039	9.4	36	3
Bryant	92	1,382	15.0	85	12
Austin	66	943	14.3	49	6
Murray	35	251	7.2	22	0
Ogletree	32	436	13.6	65	4
F. Jones	25	262	10.5	39	2
Harris	17	222	13.1	36	1
Beasley	15	128	8.5	20	0
Vickers	13	104	8.0	17	0
Hanna	8	86	10.8	29	0
Phillips	8	55	6.9	19	1
Dunbar	6	33	5.5	14	0
Tanner	4	41	10.3	15	0
Holmes	2	11	5.5	7	0
Romo	1	-1	-1.0	-1	0
Cowboys	434	4,992	11.5	85	29
Opponents	320	3,895	12.2	68	22

INTERCEPTIONS	NO	YDS	AVG	LG	TD
Carr	3	120	40.0	47	1
Peprah	1	27	27.0	2	0
Claiborne	1	0	0.0	0	0
Lee	1	0	0.0	0	0
McCray	1	0	0.0	0	0
Cowboys	7	147	21.0	47	1
Opponents	19	340	17.9	74	3

PUNTING	NO	YDS	AVG	TB	IN20	LG	BL	NET
Moorman	56	2,497	44.6	3	22	64	0	38.9
C. Jones	12	542	45.2	0	6	60	1	40.0
Cowboys	68	3,039	44.0	3	28	64	1	39.1
Opp.	74	3,362	45.4	10	25	68	0	37.0

PUNT RETURNS	NO	YDS	AVG	FC	LG	TD
Harris	22	354	16.1	11	78	1
Bryant	12	66	5.5	3	44	0
Cowboys	34	420	12.4	13	78	1
Opponents	29	279	9.6	15	98	1

KICKOFF RETURNS	NO	YDS	AVG	LG	TD
Dunbar	12	261	21.8	44	0
F. Jones	11	236	21.5	29	0
Harris	11	210	19.1	29	0
Phillips	1	20	20.0	20	0
Vickers	1	14	14.0	14	0
Cowboys	36	741	20.6	44	0
Opponents	50	1,102	22.0	108	1

SCORE BY	1	2	3	4	OT	T
QUARTERS						
Cowboys	36	88	84	162	6	376
Opponents	71	127	79	120	3	400

FIELD GOALS	11-19	20-29	30-39	40-49	50+
Bailey	1-1	5-5	13-13	7-7	3-5
Cowboys	1-1	5-5	13-13	7-7	3-5
Opponents	0-0	9-9	9-12	9-10	2-2

Bailey: (33),(),(32,26,22),(39),(42,43,34,51M),
 (19,49,28,38),(51),(23,32,54M),(30),
 (44,32,38),(30,33,51),(39),(37,40),(50,21),
 (47),(48)
 Opp: (22),(21,25),(28),(43,21),(38),(),
 (41,37,26,43,37),(37M,45,46,43M,36,32),
 (40),(51,37),(48),(43,43),(25,33,25,52),(32)
 (36M,37,20),(37M)

SCORING	TDR	TD	PT	2PR	FG	PAT	S	TP
Bailey	0	0	0	0	29/31	37/37	0	124
Bryant	0	12	0	2	0/0	0/0	0	74
Austin	0	6	0	0	0/0	0/0	0	36
F. Jones	3	2	0	0	0/0	0/0	0	30
Murray	4	0	0	0	0/0	0/0	0	24
Ogletree	0	4	0	0	0/0	0/0	0	24
Written	0	3	0	0	0/0	0/0	0	18
Carr	0	1	1a	2	0/0	0/0	0	14
Romo	1	0	0	2	0/0	0/0	0	8
Carr	0	0	1b	0	0/0	0/0	0	6
Claiborne	0	0	1c	0	0/0	0/0	0	6
Hatcher	0	0	1d	0	0/0	0/0	0	6
Phillips	0	1	0	0	0/0	0/0	0	6
Cowboys	8	29	4	3	39/31	37/37	0	376
Opponents	17	22	6*	0	29/33	43/44	0	400

- 2-Pt. Conversions: Team 3-4, Opponents 0-1
 a 78 punt return, @ Philadelphia (11/11)
 b 47 int. return, @ Philadelphia (11/11)
 c 50 fumble return, vs Philadelphia (12/2)
 d 0 fumble return, @ Philadelphia (11/11)

- * J. Johnson 3 block punt return, @ Seattle (9/16)
 C. Tillman 25 int. return, vs Chicago (10/1)
 L. Briggs 74 int. return, vs Chicago (10/1)
 J. Jones 108 kickoff return, @ Baltimore (10/14)
 J. Pierre-Paul 28 int. return, vs NYG (10/28)
 D. Johnson 98 punt return, vs Phi (12/2)

USUAL STARTERS			
WR	Dez Bryant	RE	Jason Hatcher
LT	Doug Free	NT	Jayatliff (96)
LG	Nate Livings		Josh Brent (5)
C	Ryan Cook (11)		Sean Lissemore (3)
RG	Maxxien Bernadeau	LE	Kenyon Coleman (5)
RT	Tyron Smith		Marcus Spears (6)
TE	Jason Witten	SLB	Anthony Spencer
WR	Miles Austin	MLB	Bruce Carter (11)
QB	Tony Romo		Dan Connor (5)
RB	DeMarco Murray (10)	WLB	Sean Lee (6)
	Felix Jones (6)		Ernie Sims (6)
FB	Lawrence Vickers (6)	JLB	DeMarcus Ware
	John Phillips (8)	LCB	Brandon Carr
		RCB	Morris Claiborne
K	Dan Bailey	SS	Barry Church (3)
P	Chris Jones (4)		Danny McCray (910)
	Brian Moorman (12)	FS	Gerald Sensabaugh

Pro Bowlers in Bold

2013 ★ DALLAS COWBOYS STATISTICS ★ 2013

STAFF PLAYERS 2021 SEASON RECORDS PLAYOFF RECORDS 2013 STATISTICS SIDELINES

SECOND PLACE, NFC EAST HEAD COACH: JASON GARRETT			
PRESEASON (2-3)			
Date	W/L	Score	Opponent
8/4	W	24-20	MIAMI @ Canton
8/9	L	17-19	@ Oakland
8/17	L	7-12	@ Arizona
8/24	W	24-18	CINCINNATI
8/29	L	6-24	HOUSTON
REGULAR SEASON (8-8)			
9/8	W	36-31	N.Y. GIANTS
9/15	L	16-17	@ Kansas City
9/22	W	31-7	ST. LOUIS
9/29	L	21-30	@ San Diego
10/6	L	48-51	DENVER
10/13	W	31-16	WASHINGTON
10/20	W	17-3	@ Philadelphia
10/27	L	30-31	@ Detroit
11/3	W	27-23	MINNESOTA
11/10	L	17-49	@ New Orleans
11/17			- Bye -
11/24	W	24-21	@ N.Y. Giants
11/28	W	31-24	OAKLAND
12/9	L	28-45	@ Chicago
12/15	L	36-37	GREEN BAY
12/22	W	24-23	@ Washington
12/29	L	22-24	PHILADELPHIA

RUSHING	ATT	YDS	AVG	LG	TD
Murray	217	1,121	5.2	43	9
Randle	54	164	3.0	19	2
Dunbar	30	150	5.0	45	0
Romo	20	38	1.9	15	0
Tanner	9	12	1.3	9	1
Orton	1	8	8.0	8	0
Harris	1	6	6.0	6	0
T. Williams	3	4	1.3	5	0
Bryant	1	1	1.0	1	0
Cowboys	336	1,504	4.5	45	12
Opponents	437	2,056	4.7	60	17

RECEIVING	NO	YDS	AVG	LG	TD
Bryant	93	1,233	13.3	79	13
Witten	73	851	11.7	34	8
Murray	53	350	6.6	22	1
T. Williams	44	736	16.7	82	5
Beasley	39	368	9.4	23	2
Austin	24	244	10.2	20	2
Hanna	12	73	6.1	21	0
Escobar	9	134	14.9	25	2
Harris	9	80	8.9	24	2
Randle	8	61	7.6	13	0
Tanner	7	59	8.4	17	0
Tanner	3	33	11.0	17	0
Cluts	1	4	4.0	4	0
Cowboys	375	4,226	11.3	82	33
Opponents	403	4,835	12.0	87	33

INTERCEPTIONS	NO	YDS	AVG	LG	TD
Lee	4	174	43.5	74	1
Carr	3	49	16.3	49	1
Scandrick	2	0	0.0	0	0
Moore	1	21	21.0	21	0
Allen	1	13	13.0	13	0
Ware	1	0	0.0	0	0
Church	1	0	0.0	0	0
Claiborne	1	0	0.0	0	0
Heath	1	0	0.0	0	0
Cowboys	15	257	17.1	74	2
Opponents	12	140	11.7	91	0

PUNTING	NO	YDS	AVG	TB	IN20	LG	BL	NET
C. Jones	77	3,467	45.0	6	30	62	0	39.1
Cowboys	77	3,467	45.0	6	30	62	0	39.1
Opp.	61	2,880	47.2	6	20	68	0	38.9

PUNT RETURNS	NO	YDS	AVG	FC	LG	TD
Harris	20	256	12.8	10	86	1
Beasley	10	68	6.8	3	14	0
Spurlock	1	62	62.0	0	62	0
Cowboys	31	386	12.5	13	86	1
Opponents	37	339	9.2	27	26	0

KICKOFF RETURNS	NO	YDS	AVG	LG	TD
Harris	28	857	30.6	90	0
T. Williams	6	142	23.7	32	0
Spurlock	3	51	17.0	19	0
Bosworth	2	29	14.5	16	0
Dunbar	1	28	28.0	28	0
Cluts	1	12	12.0	12	0
Beasley	1	11	11.0	11	0
A. Smith	1	10	10.0	10	0
Randle	1	7	7.0	7	0
Escobar	1	0	0.0	0	0
Cowboys	45	1,147	25.5	90	0
Opponents	38	791	20.8	45	0

SCORE BY QUARTERS	1	2	3	4	OT	T
Cowboys	91	125	98	125	-	439
Opponents	67	119	108	138	-	432

FIELD GOALS	11-19	20-29	30-39	40-49	50+
Bailey	2-2	2-2	8-9	10-10	6-7
Cowboys	2-2	2-2	8-9	10-10	6-7
Opponents	0-0	11-11	6-7	6-7	2-4

SCORING	TDR	TD	PT	FG	PAT	S	TP
Bailey	0	0	0	0	28/30	47/47	0 131
Bryant	0	13	0	0	0/0	0/0	0 78
Murray	9	1	0	0	0/0	0/0	0 60
Witten	0	8	0	0	0/0	0/0	0 48
T. Williams	0	5	0	1	0/0	0/0	0 32
Harris	0	2	1a	0	0/0	0/0	0 18
Beasley	0	2	0	0	0/0	0/0	0 12
Escobar	0	2	0	0	0/0	0/0	0 12
Randle	2	0	0	0	0/0	0/0	0 12
Carr	0	0	1b	0	0/0	0/0	0 6
Church	0	0	1c	0	0/0	0/0	0 6
Hayden	0	0	1d	0	0/0	0/0	0 6
Heath	0	0	1e	0	0/0	0/0	0 6
Lee	0	0	1f	0	0/0	0/0	0 6
Tanner	1	0	0	0	0/0	0/0	0 6
Cowboys	12	33	6	1	28/30	47/47	0 439
Opponents	17	33	1*	2	25/29	47/48	2 432

- 2-Pt. Conversions: Team 1-4, Opponents 2-3
- a 86 punt return, vs. Washington (10/13)
 - b 49 int return, vs. N.Y. Giants (9/8)
 - c 27 fumble return, vs. N.Y. Giants (9/8)
 - d 0 fumble recovery, vs. Minnesota (11/3)
 - e 50 fumble return, at N.Y. Giants (11/24)
 - f 52 int return, at San Diego (9/26)

* G. Jenkins 23 fumble return, vs. Oak (11/28)

USUAL STARTERS			
WR	Dez Bryant	LDE	George Selvie
LT	Tyson Smith	DT	Nick Hayden
LG	Ronald Leary	DT	Jason Hatcher
C	Travis Frederick	RDE	DeMarcus Ware
RG	Brian Waters (5)	SLB	Justin Durant (5)
	Mackenzey Bernadeau		Kyle Wilber (4)
RT	Doug Free	MLB	Sean Lee (11)
TE	Jason Witten		DeVonte Holloman (2)
WR	Miles Austin (8)	WLB	Bruce Carter (13)
	Terrance Williams	LCB	Brandon Carr
QB	Tony Romo (15)	RCB	Orlando Scandrick (11)
	Kyle Orton	SS	Barry Church (3)
RB	DeMarco Murray (14)	FS	Jeff Heath (9)
	Joseph Randle (2)		J.J. Wilcox (5)
TE	James Hanna (8)		
Pro Bowlers in Bold			
K	Dan Bailey		
P	Chris Jones		

PASSING	ATT	COMP	YDS	PCT	ATT	AVG	PCT	PCT	TD	INT	INT	LG	SKS/YDS	RATING
Romo	535	342	3,828	63.9	7.2	31	5.8	10	1.9	82	35/272	96.7		
Orton	51	33	398	64.7	7.8	2	3.9	2	3.9	39	0/0	85.3		
Cowboys	586	375	4,226	64.0	7.2	33	5.6	12	2.0	82	35/272	95.7		
Opponents	623	403	4,835	64.7	7.8	33	5.3	15	2.4	87	34/246	95.9		

2014 ★ DALLAS COWBOYS STATISTICS ★ 2014

FIRST PLACE, NFC EAST HEAD COACH: JASON GARRETT

PRESEASON (0-4)				
Date	W/L	Score	Opponent	Att.
8/7	L	7-27	@ San Diego	57,228
8/16	L	30-37	BALTIMORE	77,624#
8/23	L	20-25	@ Miami	55,623
8/28	L	3-27	DENVER	77,922#

REGULAR SEASON (12-4)				
Date	W/L	Score	Opponent	Att.
9/7	L	17-28	SAN FRANCISCO	91,174#
9/14	W	26-10	@ Tennessee	69,143
9/21	W	34-31	@ St. Louis	58,739
9/28	W	38-17	NEW ORLEANS	91,176#
10/5	W	20-17	HOUSTON (OT)	91,159#
10/12	W	30-23	@ Seattle	68,432
10/19	W	31-21	N.Y. GIANTS	91,028#
10/27	L	17-20	WASHINGTON (OT)	87,055#
11/2	L	17-28	ARIZONA	85,688#
11/9	W	31-17	@ Jac. (London)	83,603
11/16			- Bye -	
11/23	W	31-28	@ N.Y. Giants	80,520
11/27	L	10-33	PHILADELPHIA	91,379#
12/4	W	41-28	@ Chicago	61,558
12/14	W	38-27	@ Philadelphia	69,596
12/21	W	42-7	INDIANAPOLIS	91,899#
12/28	W	44-17	@ Washington	80,897

2014 NFC WILD CARD GAME

1/4/15 W 24-20 DETROIT 91,410#

2014 NFC DIVISIONAL PLAYOFF GAME

1/11/15 L 21-26 @ Green Bay 79,704

AT&T Stadium configuration

*-All Open #-All Closed

^-Only Doors Open %-Only Roof Open

TEAM STATISTICS	DALLAS	OPP
FIRST DOWNS	342	315
Rushing	105	86
Passing	205	195
Penalty	31	34
Third Down-Made/Att	95/201	89/204
Third Down Efficiency	47.3	43.6
Fourth Down-Made/Att	3/6	10/20
TOTAL NET YARDS	6,138	5,681
Avg. Per Game	383.6	355.1
Total Plays	1,014	978
Avg. Per Play	6.1	5.8
NET YARDS RUSHING	2,354	1,650
Avg. Per Game	147.1	103.1
Total Rushes	508	392
Avg. Per Rush	4.6	4.2
NET YARDS PASSING	3,784	4,031
Avg. Per Game	236.5	251.9
Sacked/Yards Lost	30/224	28/156
Gross Yards	4,008	4,187
ATTEMPTS/COMPLETIONS	476/328	558/371
Pct. of Completions	68.9	66.5
Had Intercepted	11	18
PUNTS/AVERAGE	58/44.6	67/44.9
Net Punting Average	39.8	38.7
PUNT RETURN/AVG.	30/9.2	25/9.6
KICKOFF RETURN/AVG.	33/23.9	43/21.4
INT./AVG.	18/12.7	11/12.9
PENALTIES/YARDS	105/839	104/861
FUMBLES/BALL LOST	21/14	20/13
TOUCHDOWNS	56	43
Rushing	16	18
Passing	37	22
Returns	3	3
EXTRA POINTS/ATTEMPTS	56/56	40/41
TWO POINT CONV./ATT.	0/0	2/2
FIELD GOALS/ATTS	25/29	16/18
AVG. TIME OF POSSESSION	32:22	27:38

RUSHING	ATT	YDS	AVG	LG	TD
Murray	392	1,845	4.7	51	13
Randle	51	343	6.7	65	3
Dunbar	29	99	3.4	14	0
Romo	26	61	2.3	21	0
Harris	4	7	1.8	9	0
Weeden	6	-1	-0.2	1	0
Cowboys	508	2,354	4.6	65	16
Opponents	392	1,650	4.2	62	18

RECEIVING	NO	YDS	AVG	LG	TD
Bryant	88	1,320	15.0	68	16
Witten	64	703	11.0	34	5
Murray	57	416	7.3	34	0
T. Williams	37	621	16.8	51	8
Beasley	37	420	11.4	45	4
Dunbar	18	217	12.1	40	0
Escobar	9	105	11.7	26	4
Harris	7	116	16.6	56	0
Hanna	4	48	12.0	27	0
Randle	4	23	5.8	14	0
Street	2	18	9.0	9	0
Cluitts	1	1	1.0	1	0
Cowboys	328	4,008	12.2	68	37
Opponents	371	4,187	11.3	72	22

INTERCEPTIONS	NO	YDS	AVG	LG	TD
Carter	5	72	14.4	35	1
Wilcox	3	46	15.3	46	0
Church	2	49	24.5	45	0
Scandrick	2	2	1.0	2	0
R. McClain	2	0	0.0	0	0
Patmon	1	58	58.0	58	1
Hitchens	1	8	8.0	8	0
Durant	1	1	1.0	1	0
Claborn	1	-8	-8.0	-8	0
Cowboys	18	228	12.7	58	2
Opponents	11	142	12.9	48	1

PUNTING NO	YDS	AVG	TB	IN20	LG	BL	NET
C. Jones	57	2,586	45.4	2	64	1	39.8
Cowboys	58	2,586	44.6	2	64	1	39.8
Opp.	67	3,007	44.9	7	74	68	0 38.7

PUNT RETURNS	NO	YDS	AVG	FC	LG	TD
Harris	30	275	9.2	13	38	0
Cowboys	30	275	9.2	13	38	0
Opponents	25	240	9.6	15	37	0

KICKOFF RETURNS	NO	YDS	AVG	LG	TD
Harris	30	742	24.7	42	0
Dunbar	2	46	23.0	28	0
Wilber	1	2	2.0	2	0
Cowboys	33	790	23.9	42	0
Opponents	43	921	21.4	46	0

PASSING	ATT	COMP	YDS	PCT	ATT	AVG			LG	SKS/YDS	RATING	
						TD	INT	PCT				
Romo	435	304	3,705	69.9	8.5	34	7.8	9	2.1	68t	29/215	113.2
Weeden	41	24	303	58.5	7.4	3	7.3	2	4.9	40t	1/9	85.7
Dal. Total	476	328	4,008	68.9	8.4	37	7.8	11	2.3	68t	30/224	110.9
Opponents	558	371	4,187	66.5	7.5	22	3.9	18	3.2	72t	28/156	88.5

SCORE BY	QUARTERS					OT	T
	1	2	3	4			
Cowboys	95	140	110	119	3	467	
Opponents	76	92	58	123	3	352	

FIELD GOALS	11-19	20-29	30-39	40-49	50-5+	
Bailey	0	0	6-6	6-7	8-9	5-7
Cowboys	0-0	6-6	6-7	8-9	5-7	
Opponents	0-0	5-5	4-5	6-7	0-0	

Bailey: (29),(48,44,51,48),(29,40),(51),
(33,53M,49),(42,56,31),(49),(21),
(52,35B),(54,48B),(38),(28),
(35,27),(49),(52M),(36,32,23)
Opp: (37M),(47),(28),(41M,30),(29),
(33,33,48),(44,40),(,),(,),(,),(,)
(31,22,26,25),(,)(47,43),(,)(,)(25)

SCORING	TDR	TDP	TR2P	FG	PAT	S	TP
Bailey	0	0	0	0	25/29	56/56	0 131
Bryant	0	16	0	0	0/0	0/0	0 96
Murray	13	0	0	0	0/0	0/0	0 78
T. Williams	0	8	0	0	0/0	0/0	0 48
Witten	0	5	0	0	0/0	0/0	0 30
Beasley	0	4	0	0	0/0	0/0	0 24
Escobar	0	4	0	0	0/0	0/0	0 24
Randle	3	0	0	0	0/0	0/0	0 18
Carter	0	1a	0	0	0/0	0/0	0 6
Patmon	0	1b	0	0	0/0	0/0	0 6
Spencer	0	1c	0	0	0/0	0/0	0 6
Cowboys	16	37	3*	0	25/29	56/56	0 467
Opponents	18	22	3*	2	16/18	40/41	1-352

2-Pt. Conversions: Team 0-0, Opponents 2-2

a 25 int return at StL (9/21)

b 58 int return vs. Ari (11/12)

c 5 fumble return at Was (12/28)

* C. Culliver 35 fumble return vs. SF (9/7)

J. Jenkins 25 int return at StL (9/21)

M. Morgan 25 fumble return at Seattle (10/12)

A. K. Wilber holding in end zone at Jac (11/9)

USUAL STARTERS

WR	Dez Bryant	LDE	George Selvie (13)
LT	Tyron Smith	DT	Nick Hayden
LG	Ron Leary (15)	DT	Tyrene Crawford (15)
C	Travis Frederick	DT	Jeremy Mincey
RG	Zack Martin	SLB	Bruce Carter (7)
RT	Doug Free (11)	MLB	Rolando McClain
	Jeremy Parnell (5)	(12)	
TE	Jason Witten	WLB	Justin Durant (6)
WR	Terrance Williams		Anthony Hitchens (7)
QB	Tony Romo (15)	LCB	Brandon Carr
RB	Brandon Weeden	RCB	Orlando Scandrick (14)
RB	DellMarco Murray	CB	Sterling Moore (7)
TE	James Hanna (12)	SS	Barry Church
		FS	J.J. Wilcox
K	Dan Bailey		
P	Chris Jones		
LS	L.P. Ladouceur		

Pro Bowlers in Bold

2015 ★ DALLAS COWBOYS STATISTICS ★ 2015

STAFF
PLAYERS
2021 SEASON
RECORDS
PLAYOFF RECORDS
2015 STATISTICS
SIDELINES

FOURTH PLACE, NFC EAST HEAD COACH: JASON GARRETT			
PRESEASON (1-3)			
Date	W/L	Score Opponent	Att.
8/13	L	7-17 @ San Diego	58,507
8/23	L	6-23 @ San Francisco	70,178
8/29	L	14-28 MINNESOTA	86,082
9/3	W	21-14 HOUSTON	85,067
REGULAR SEASON (4-12)			
9/13	W	27-26 N.Y. GIANTS	93,579#
9/20	W	20-10 @ Philadelphia	69,296
9/27	L	28-39 ATLANTA	90,345#
10/4	L	20-26 @ New Orleans (OT)	73,009
10/11	L	6-30 NEW ENGLAND	96,054#
10/18		- Bye -	
10/25	L	20-27 @ N.Y. Giants	80,319
11/1	L	12-13 SEATTLE	91,486#
11/8	L	27-33 PHILADELPHIA (OT)	91,827#
11/15	L	6-10 @ Tampa Bay	64,133
11/22	W	24-14 @ Miami	65,115
11/26	L	14-33 CAROLINA	90,909#
12/7	W	19-16 @ Washington	80,444#
12/13	L	7-28 @ Green Bay	78,369
12/19	L	16-19 N.Y. JETS	90,345#
12/27	L	6-16 @ Buffalo	70,172
1/3/16	L	23-34 WASHINGTON	90,127#

RUSHING	ATT	YDS	AVG	LG	TD
McFadden	239	1,089	4.6	50	3
Randle	76	315	4.1	37	4
Turbin	32	139	4.3	22	1
Whitehead	10	107	10.7	33	0
Cassel	15	78	5.2	24	0
Dunbar	5	67	13.4	45	0
C. Michael	15	51	3.4	13	0
Weeden	9	30	3.3	11	0
Romo	4	13	3.3	12	0
Health	1	2	2.0	2	0
Moore	2	-1	-0.5	0	0
Cowboys	408	1,890	4.6	50	8
Opponents	461	1,934	4.2	50	16

RECEIVING	REC	YDS	AVG	LG	TD
Witten	77	713	9.3	35	3
T. Williams	52	840	16.2	42	3
McFadden	52	536	10.3	30	5
Beasley	40	328	8.2	21	0
Bryant	31	401	12.9	51	3
Dunbar	21	215	10.2	39	0
Butler	12	258	21.5	67	0
Randle	10	86	8.6	25	0
Hanna	9	79	8.8	17	0
Escobar	8	64	8.0	22	1
Street	7	114	16.3	25	1
Whitehead	6	16	2.7	8	0
Turbin	5	15	3.0	15	0
R. Smith	1	6	6.0	6	0
Cluts	1	4	4.0	4	0
C. Michael	1	2	2.0	2	0
Swaim	1	0	0.0	0	0
Cowboys	334	3,677	11.0	67	16
Opponents	330	3,865	11.7	80	19

INTERCEPTIONS	NO	YDS	AVG	LG	TD
Health	2	19	9.5	19	0
Wilcox	1	24	24.0	24	0
R. McClain	1	12	12.0	12	1
Hardy	1	9	9.0	9	0
Lee	1	0	0.0	0	0
Olatoye	1	0	0.0	0	0
Mitchell	1	-2	-2.0	-2	0
Cowboys	8	62	7.8	24	1
Opponents	22	428	19.5	67	4

PUNTING	NO	YDS	AVG	TB	IN20	LG	BL	NET
C. Jones	69	3,117	45.2	1	27	61	0	42.5
Cowboys	69	3,117	45.2	1	27	61	0	42.5
Opp.	74	3,329	45.0	5	30	63	1	41.2

PUNT RETURNS	NO	YDS	AVG	FC	LG	TD
Whitehead	19	110	5.8	4	28	0
Beasley	12	69	5.8	17	22	0
Dunbar	1	4	4.0	0	4	0
White	1	0	0.0	0	0	0
Cowboys	33	183	5.5	21	28	0
Opponents	24	162	6.8	22	25	0

KICKOFF RETURNS	NO	YDS	AVG	LG	TD
Whitehead	16	452	28.3	79	0
Dunbar	6	146	24.3	32	0
Patmon	2	26	13.0	20	0
R. Smith	1	26	26.0	26	0
McFadden	1	23	23.0	23	0
Street	1	22	22.0	22	0
T. Williams	1	9	9.0	9	0
Cowboys	28	704	25.1	79	0
Opponents	23	549	23.9	100	1

TEAM STATISTICS	DALLAS	OPP
FIRST DOWNS	307	317
Rushing	94	113
Passing	175	172
Penalty	38	32
Third Down-Made/Att.	66/191	81/208
Third Down Efficiency	34.6	38.9
Fourth Down-Made/Att.	8/16	5/10
TOTAL NET YARDS	5,361	5,570
Avg. Per Game	335.1	348.1
Total Plays	969	998
Avg. Per Play	5.5	5.6
NET YARDS RUSHING	1,890	1,934
Avg. Per Game	118.1	120.9
Total Rushes	408	461
Avg. Per Rush	4.6	4.2
NET YARDS PASSING	3,471	3,636
Avg. Per Game	216.9	227.1
Sacked/Yards Lost	33/26	31/29
Gross Yards	3,677	3,865
Attempts/Completions	528/334	506/330
Pct. of Completions	63.3	65.2
Had Intercepted	22	8
PUNTS/AVERAGE	69/45.2	74/45.0
Net Punting Average	42.5	41.2
PUNT RET./AVG.	33/5.5	24/6.8
KICKOFF RET./AVG.	28/25.1	23/23.9
INT./AVG. RET.	8/7.8	22/19.5
PENALTIES/YARDS	112/879	113/898
FUMBLES/BALL LOST	18/11	11/3
TOUCHDOWNS	26	41
Rushing	8	16
Passing	16	19
Returns	2	6
EXTRA POINTS/ATTEMPTS	25/25	36/38
TWO POINT CONV./ATTS.	1/1	1/1
FIELD GOALS/ATTEMPTS	30/32	30/36
AVG. TIME OF POSS.	30:59	29:01

SCORE BY QUARTERS	1	2	3	4	OT	T
Cowboys	51	84	46	94	0	275
Opponents	66	100	64	132	12	374

FIELD GOALS	11-9	20-29	30-39	40-49	50+
Bailey	0-0	9-9	10-10	6-7	5-6
Cowboys	0-0	9-9	10-10	6-7	5-6
Opponents	1-1	5-5	9-10	9-14	6-6

Bailey: (21,32),(20,28),(),(30,38),(51,23),(30,48),
 (33,35,52,27),(41,44),(42,53,48M),(30),
 (21,48),(38,34,20,54),(),(27,38,50),
 (46,50M,22),()
 Opp: (50,40,30,19),(46),(32),(51,29,30M),(49,57,3
 4), (47,34),(26,47B,24),(31,53),52
 (46M),()
 (49,43,25,50,43B),(45,36,46,43M),(),
 (36,45M,40),(32),(27,33)

SCORING	TDR	TDPTDR	2PT	FG	PAT	S	TP
Bailey	0	0	0	30/32	25/25	0	115
Beasley	0	5	0	0/0	0/0	0	30
Randle	4	0	0	0/0	0/0	0	24
McFadden	3	0	0	1/0	0/0	0	20
Bryant	0	3	0	0/0	0/0	0	18
T. Williams	0	3	0	0/0	0/0	0	18
Witten	0	3	0	0/0	0/0	0	18
Escobar	0	1	0	0/0	0/0	0	6
R. McClain	0	1b	0	0/0	0/0	0	6
Street	0	1	0	0/0	0/0	0	6
Turbin	1	0	0	0/0	0/0	0	6
Wilber	0	0	1a	0/0	0/0	0	6
Wilcox	0	0	0	0/0	0/0	1c	2
Cowboys	8	16	2	1/30/32	25/25	0	175
Opponents	16	19	6*	1/30/36	36/38	0	374

- 2-pt Conversions: Dallas 1-1, Opponents 1-1
- a 26 punt block return at Phi (9/20)
 - b 12 int return at Mia (11/22)
 - c tackle A. Morris in end zone vs. Was (1/3/16)
- * Rodgers-Cromartie 57 fum return vs. NYG (9/13)
 Rodgers-Cromartie 58 int return at NYG (10/25)
 Harris 101 kickoff return at NYG (10/25)
 J. Hicks 67 int return vs. Phi (11/18)
 K. Coleman 36 int return vs. Car (11/26)
 L. Keuchly 32 int. return vs. Car (11/26)

USUAL STARTERS																																		
WR	Dez Bryant (9)	LE	DeMarcus Lawrence (13)																															
LT	Tyron Smith (2)	DT	Tyrone Crawford																															
LG	La'El Collins (11)	DT	Nick Hayden (15)																															
	Ronald Leary (4)	RE	Greg Hardy (12)																															
C	Travis Frederick	WLB	Sean Lee (14)																															
RG	Zack Martin	MLB	Polando McClain (11)																															
RT	Doug Free	Anthony Hitchens (5)																																
TE	Jason Witten	SLB	Kyle Wilber (6)																															
WR	Terrance Williams (13)	RCB	Morris Claiborne (11)																															
QB	Tony Romo (4)	LCB		Matt Cassel (7)	SS	Barry Church (15)		Kellen Moore (2)	FS	Byron Jones (7)		Brandon Weeden (3)	J.J.	Wilcox (9)	RB	Darren McFadden (10)				Josephandle (6)	K	Dan Bailey	TE	James Hanna (7)	P	Chris Jones		Garvin Escobar (2)				Tyler Cluts (5)		
	Matt Cassel (7)	SS	Barry Church (15)																															
	Kellen Moore (2)	FS	Byron Jones (7)																															
	Brandon Weeden (3)	J.J.	Wilcox (9)																															
RB	Darren McFadden (10)																																	
	Josephandle (6)	K	Dan Bailey																															
TE	James Hanna (7)	P	Chris Jones																															
	Garvin Escobar (2)																																	
	Tyler Cluts (5)																																	

Pro Bowlers in Bold

PASSING	ATT	COMP	YDS	PCT	ATT	TD	INT	INT	LG	SKS/YDS	RATING
Cassel	204	119	1,276	58.3	6.3	5	2.5	7	3.4	51	14.86
Romo	121	83	884	68.6	7.3	5	4.1	7	5.8	39	6/35
Moore	104	61	779	58.7	7.5	4	3.8	6	5.8	36	5/23
Weeden	98	71	738	72.4	7.5	2	2.0	2	2.0	67	8/62
McFadden	1	0	0	0.0	0.0	0	0.0	0	0.0	0	39.6
Cowboys	528	334	3,677	63.3	7.0	16	3.0	22	4.2	67	33/206
Opponents	506	330	3,865	65.2	7.6	19	3.8	8	1.6	80	31/229

2016 ★ DALLAS COWBOYS STATISTICS ★ 2016

FIRST PLACE, NFC EAST HEAD COACH: JASON GARRETT			
PRESEASON (1-3)			
Date	W/L	Score	Opponent
8/13	L	24-28	@ LA Rams
8/19	W	41-14	MIAMI
8/25	L	17-27	@ Seattle
9/1	L	17-28	HOUSTON
REGULAR SEASON (13-3)			
9/11	L	19-20	N.Y. GIANTS
9/18	W	27-23	@ Washington
9/25	W	31-17	CHICAGO
10/2	W	24-17	@ San Francisco
10/9	W	28-14	CINCINNATI
10/16	W	30-16	@ Green Bay
10/23			- Bye -
10/30	W	29-23	PHILADELPHIA (OT)
11/6	W	35-10	@ Cleveland
11/13	W	35-30	@ Pittsburgh
11/20	W	27-17	BALTIMORE
11/24	W	31-26	WASHINGTON
12/1	W	17-15	@ Minnesota
12/11	L	7-10	@ N.Y. Giants
12/18	W	26-20	TAMPA BAY
12/26	W	42-21	DETROIT
11/17	L	13-27	@ Philadelphia
2016 NFC DIVISIONAL PLAYOFF GAME			
1/15/17	L	31-34	GREEN BAY
AT&T Stadium configuration * - All Open # - All Closed ▲ - Only Doors Open % - Only Roof Open			

TEAM STATISTICS	DALLAS	OPP
FIRST DOWNS	358	330
Rushing	142	79
Passing	191	226
Penalty	25	25
Third Down-Made/Att.	80/189	77/197
Third Down Efficiency	42.3	39.1
Fourth Down-Made/Att.	9/9	9/14
TOTAL NET YARDS	6,027	5,503
Avg. Per Game	376.7	343.9
Total Plays	1,010	1,009
Avg. Per Play	6.0	5.5
NET YARDS RUSHING	2,396	1,336
Avg. Per Game	149.8	83.5
Total Rushes	499	340
Avg. Per Rush	4.8	3.9
NET YARDS PASSING	3,631	4,167
Avg. Per Game	226.9	260.4
Sacked/Yards Lost	28/168	36/209
Gross Yards	3,799	4,376
Attempts/Completions	483/325	633/425
Pct. of Completions	67.3	67.1
Had Intercepted	6	9
PUNTS/AVERAGE	59/45.1	70/43.6
Net Punting Average	40.5	39.3
PUNT RET./AVG.	28/7.1	22/8.7
KICKOFF RET./AVG.	24/20.5	33/22.6
INT./AVG. RET.	9/8.3	6/5.5
PENALTIES/YARDS	105/879	90/784
FUMBLES/BALL LOST	22/9	28/11
TOUCHDOWNS	49	34
Rushing	24	9
Passing	25	25
Returns	0	0
EXTRA POINTS/ATTEMPTS	46/46	27/28
TWO POINT CONV./ATTS	0/2	0/6
FIELD GOALS/ATTEMPTS	27/32	25/32
AVG. TIME OF POSS.	31:41	28:19

RUSHING	ATT	YDS	AVG	LG	TD
Elliott	322	1,631	5.1	60	15
Prescott	57	282	4.9	18	6
Morris	69	243	3.5	17	2
McFadden	24	87	3.6	24	0
Whitehead	10	82	8.2	26	0
Dunbar	9	31	3.4	10	1
C. Jones	1	30	30.0	30	0
Beasley	1	7	7.0	7	0
K. Smith	2	5	2.5	3	0
Sanchez	4	-2	-0.5	1	0
Cowboys	499	2,396	4.8	60	24
Opponents	340	1,336	3.9	36	9
RECEIVING	REC	YDS	AVG	LG	TD
Beasley	75	833	11.1	47	5
Witten	69	673	9.8	35	3
Bryant	50	796	15.9	56	8
T. Williams	44	594	13.5	47	4
Elliott	32	363	11.3	83	1
Butler	16	219	13.7	41	3
Dunbar	16	122	7.6	16	0
Swaim	6	69	11.5	28	0
Escobar	4	30	7.5	14	1
Whitehead	3	48	16.0	35	0
K. Smith	3	20	6.7	14	0
McFadden	3	17	5.7	11	0
Morris	3	11	3.7	6	0
R. Smith	1	4	4.0	4	0
Cowboys	325	3,799	11.7	83	25
Opponents	425	4,376	10.3	67	25

INTERCEPTIONS	NO	YDS	AVG	LG	TD		
Church	2	14	7.0	14	0		
Claiborne	1	27	27.0	27	0		
Heath	1	19	19.0	19	0		
Wilcox	1	8	8.0	8	0		
Jones	1	7	7.0	7	0		
Brown	1	0	0.0	0	0		
Carr	1	0	0.0	0	0		
Scandrick	1	0	0.0	0	0		
Cowboys	9	75	8.3	27	0		
Opponents	6	33	5.5	29	0		
PUNTING NO	YDS	AVG	TB	IN20	LG	BL	NET
Jones	58	2,661	45.9	4	25	66	1,405.6
Cowboys	59	2,661	45.1	4	25	66	1,405.6
Opp.	70	3,049	43.6	5	26	65	0,393.3

PUNT RETURNS	NO	YDS	AVG	FC	LG	TD
Whitehead	25	195	7.8	6	39	0
Beasley	3	3	1.0	9	3	0
Cowboys	28	198	7.1	15	39	0
Opponents	22	192	8.7	17	26	0

KICKOFF RETURNS	NO	YDS	AVG	LG	TD
Whitehead	17	394	23.2	33	0
Dunbar	2	32	16.0	16	0
McFadden	1	30	30.0	30	0
R. Smith	1	19	19.0	19	0
Morris	1	12	12.0	12	0
Escobar	1	5	5.0	5	0
Davis	1	0	0.0	0	0
Cowboys	24	492	20.5	33	0
Opponents	33	746	22.6	53	0

PASSING	ATT	COMP	YDS	PCT	AVG	TD	PCT	PCT	LG	SKS/YDS	RATING	
					ATT	TD	INT	INT				
Prescott	459	311	3,667	67.8	8.0	23	5.0	4	0.9	83t	25/143	104.9
Sanchez	18	10	93	55.6	5.2	0	0.0	2	1.1	33	3/25	30.3
Romo	4	3	29	75.0	7.3	1	25.0	0	0.0	15	0/0	134.4
Bryant	1	1	10	100.0	10.0	1	100.0	0	0.0	10t	0/0	147.7
Beasley	1	0	0	0.0	0.0	0	0.0	0.0	0.0	0	0/0	39.6
Cowboys	483	325	3,799	67.3	7.9	25	5.2	6	1.2	83t	28/168	103.0
Opponents	633	425	4,376	67.1	6.9	25	3.9	9	1.4	67t	36/209	94.1

SCORE BY	1	2	3	4	OT	T
QUARTERS						
Cowboys	89	142	82	102	6	421
Opponents	51	89	67	99	0	306

FIELD GOALS	11-19	20-29	30-39	40-49	50+
Bailey	0-0	9-9	8-8	7-9	3-6
Cowboys	0-0	9-9	8-8	7-9	3-6
Opponents	0-0	7-7	14-14	3-7	1-4

Bailey: (23,56,25,54),(22,31),(49,47M),
(47M,22),(1),(44,22,32),(38,23,49),(1),
(37,53,46),(30,21),(46),(39),(55M);
(56M,27,52M,40,38,33),(49,23)
Opp: (1),(36,29,22),(34),(36),(50M),(37,43,34),
(30,55,34),(31,41M),(39,55M,25),(46),
(43M,24,55M,20),(48,36,33),(39),
(25,34),(47M),(22,49M,33)

SCORING	TDR	TD	TDPR	2Pr	FG	PAT	S	TP
Bailey	0	0	0	0	27/32	46/46	0	127
Elliott	15	1	0	0	0/0	0/0	0	96
Bryant	0	8	0	0	0/0	0/0	0	48
Prescott	6	0	0	0	0/0	0/0	0	36
Beasley	0	5	0	0	0/0	0/0	0	30
Williams	0	4	0	0	0/0	0/0	0	24
Butler	0	3	0	0	0/0	0/0	0	18
Witten	0	3	0	0	0/0	0/0	0	18
Morris	2	0	0	0	0/0	0/0	0	12
Dunbar	1	0	0	0	0/0	0/0	0	6
Escobar	0	1	0	0	0/0	0/0	0	6
Cowboys	24	25	0	0	27/32	46/46	0	421
Opponents	9	25	0	0	25/32	27/28	0	306

2-pt Conversions: Dallas 0-2, Opponents 0-6

USUAL STARTERS

WR Dez Bryant (13)	DE Tyrone Crawford (12)
LT Tyron Smith (13)	DT Maleik Collins (14)
LG Ronald Leary (13)	DT Terrell McClain (15)
C Travis Frederick	DE Jack Crawford (7)
RG Zack Martin	Benson Mayowa (6)
RT Doug Free	DeMarcus Lawrence (3)
TE Jason Witten	WLB Sean Lee (15)
WR Terrance Williams	MLB Anthony Hitchens
QB Dak Prescott	SLB Damien Wilson (6)
RB Ezekiel Elliott (15)	CB Morris Claiborne
TE Jason Witten	Orlando Scandrick
	Anthony Brown
K Dan Bailey	CB Brandon Carr
P Chris Jones	SS Barry Church (12)
Pro Bowlers in Bold	FS Byron Jones

2018 ★ DALLAS COWBOYS STATISTICS ★ 2018

FIRST PLACE, NFC EAST
HEAD COACH: JASON GARRETT

PRESEASON (0-4)				
Date	W/L	Score	Opponent	Att.
8/9	L	21-24	@ San Francisco	67,600
8/18	L	13-21	CINCINNATI	88,883#
8/26	L	3-27	ARIZONA	85,546#
8/30	L	6-14	@ Houston	71,438

REGULAR SEASON (10-6)				
Date	W/L	Score	Opponent	Att.
9/9	L	8-16	@ Carolina	74,532
9/16	W	20-13	N.Y. GIANTS	90,512#
9/23	L	13-24	@ Seattle	69,047
9/30	W	26-24	DETROIT	90,155#
10/7	L	16-19	@ Houston (OT)	72,008
10/14	W	40-7	JACKSONVILLE	90,767#
10/21	L	17-20	@ Washington	66,301
10/28			- Bye -	
11/5	L	14-28	TENNESSEE	90,466*
11/11	W	27-20	@ Philadelphia	69,696
11/18	W	22-19	@ Atlanta	74,447
11/22	W	31-23	WASHINGTON	92,076#
11/29	W	13-10	NEW ORLEANS	93,004*
12/9	W	29-23	PHILADELPHIA	93,127#
12/16	L	0-23	@ Indianapolis	66,654
12/23	W	27-20	TAMPA BAY	92,851#
12/30	W	36-35	@ N.Y. Giants	77,750

2018 NFC WILD CARD GAME

1/5/19	W	24-22	SEATTLE	94,327#
--------	---	-------	---------	---------

2018 NFC DIVISIONAL PLAYOFF GAME

1/12/19	L	22-30	@ LA Rams	77,187
---------	---	-------	-----------	--------

AT&T Stadium configuration

* - All Open # - All Closed

^ - Only Doors Open % - Only Roof Open

TEAM STATISTICS	DALLAS	OPP
FIRST DOWNS.....	322.....	309
Rushing.....	113.....	89
Passing.....	184.....	193
Penalty.....	25.....	27
Third Down-Made/Att.....	89/215.....	85/201
Third Down Efficiency.....	41.1%.....	42.3%
Fourth Down-Made/Att.....	12/21.....	6/14
TOTAL NET YARDS.....	5,501.....	5,268
Avg. Per Game.....	343.8.....	329.3
Total Plays.....	1,022.....	981
Avg. Per Play.....	5.4.....	5.4
NET YARDS RUSHING.....	1,963.....	1,513
Avg. Per Game.....	122.7.....	94.6
Total Rushes.....	439.....	400
Avg. Per Rush.....	4.5.....	3.8
NET YARDS PASSING.....	3,538.....	3,755
Avg. Per Game.....	221.1.....	234.7
Sacked/Yards Lost.....	56/347.....	39/229
Gross Yards.....	3,885.....	3,984
Attempts/Completions.....	527/356.....	542/367
Pct. of Completions.....	67.6.....	67.7
Had Intercepted.....	8.....	9
PUNTS/AVERAGE.....	60/44.5.....	64/44.6
Net Punting Average.....	39.6.....	40.9
PUNT RET./AVG.....	21/5.7.....	30/8.5
KICKOFF RET./AVG.....	13/21.8.....	25/26.5
INT. RET./AVG.....	9/15.7.....	8/9.6
PENALTIES/YARDS.....	104/885.....	89/681
FUMBLE/BALL LOST.....	23/9.....	21/11
TOUCHDOWNS.....	36.....	35
Rushing.....	13.....	12
Passing.....	22.....	22
Returns.....	1.....	1
EXTRA POINTS/ATTEMPTS.....	32/33.....	31/33
TWO POINT CON/ATT.....	2/2.....	1/2
FIELD GOALS/ATTEMPTS.....	29/36.....	27/30
AVG. TIME OF POSS.....	31:00.....	29:00

RUSHING	ATT	YDS	AVG	LG	TD
Elliott	304	1,434	4.7	41	6
Prescott	75	305	4.01	28	6
R. Smith	44	127	2.9	14	1
Austin	6	55	9.2	18	0
D. Jackson	6	16	2.7	4	0
J. Lewis	2	12	6.0	7	0
A. Cooper	1	11	11.0	11	0
Heath	1	3	3.0	3	0
Cowboys	439	1,963	4.5	41	13
Opponents	400	1,513	3.8	68	12

RECEIVING	REC	YDS	AVG	LG	TD
Elliott	77	567	7.4	38	3
Beasley	65	672	10.3	32	3
Cooper	53	725	13.7	90	6
Gallup	33	507	15.4	49	2
Jarwin	27	307	11.4	39	3
Swaim	26	242	9.3	43	1
Hurns	20	295	14.8	49	2
Thompson	14	124	8.9	15	0
Schultz	12	116	9.7	17	0
R. Smith	9	60	6.7	14	0
Austin	8	140	17.5	64	2
N. Brown	5	54	10.8	22	0
Gathers	3	45	15.0	32	0
T. Williams	2	18	9.0	12	0
Olawale	2	13	6.5	10	0
Cowboys	356	3,885	10.9	90	22
Opponents	367	3,984	10.9	53	22

INTERCEPTIONS	NO	YDS	AVG	LG	TD
Heath	3	20	6.7	14	0
Vander Esch	2	56	28.0	28	0
X. Woods	2	15	7.5	15	0
J. Heath	1	49	49.0	49	0
Lawrence	1	13	13.0	13	0
Lewis	1	7	7.0	7	0
A. Brown	1	1	1.0	1	0
Auwzie	1	0	0.0	0	0
Cowboys	9	141	15.7	49	0
Opponents	8	77	9.6	29	0

PUNTING	NO	YDS	AVG	TB	IN20	LG	BL	NET
C. Jones	60	2,670	44.5	2	17	63	0	39.6
Cowboys	60	2,670	44.5	2	17	63	0	39.6
Opps	64	2,856	44.6	6	32	61	0	40.9

PUNT RETURNS	NO	YDS	AVG	FC	LG	TD
Beasley	11	61	5.5	18	14	0
Austin	10	58	5.8	7	22	0
Cowboys	21	119	5.7	25	30	0
Opponents	30	254	8.5	16	30	0

KICKOFF RETURNS	NO	YDS	AVG	LG	TD
Thompson	6	147	24.5	35	0
D. Jackson	4	90	22.5	27	0
J. Lewis	2	38	19.0	19	0
Beasley	1	8	8.0	8	0
Cowboys	13	283	21.8	35	0
Opponents	25	662	26.5	44	0

PASSING	ATT	COMP	YDS	PCT	ATT	TD	PCT	PCT	RATING	
Prescott	526	356	3,885	67.7	7.4	22	4.2	8	1.5	90.1
Beasley	1	0	0	0.0	0.0	0	0.0	0	0.0	39.6
Cowboys	527	356	3,885	67.6	7.4	22	4.2	8	1.5	90.1
Opponents	542	367	3,984	67.7	7.4	22	4.1	9	1.7	93.8

SCORE BY	1	2	3	4	OT	T
QUARTERS						
Cowboys	76	77	63	117	6	339
Opponents	24	90	79	120	3	324

FIELD GOALS	11-19	20-29	30-39	40-49	50+
Maher	0-0	10-10	6-8	7-11	6-7
Cowboys	0-0	10-10	6-8	7-11	6-7
Opponents	1-1	10-11	7-7	7-8	2-3

Maher: (47M), (37,29), (50,35), (32,43,22,38), (27,43,48), (50,46,32,55), (47,52M), (38M), (25,31,42M), (21,50,42), (28), (26,46), (28,45M,62,21), (48B), (59,20), (34M)

Opp: (27), (28,38), (47), (33), (48M,20,19,36), (21,25), (28M), (56,26), (41,45,53,21), (31), (33), (28), (43,44,23), (37,45,52M), (48,38)

SCORING	TDR	TD	TPDR	2Pt	FG	PAT	S	TP
Maher	0	0	0	0	29/36	32/33	0	119
Elliott	6	3	0	0	0/0	0/0	0	54
Prescott	6	0	0	1	0/0	0/0	0	38
Cooper	0	6	0	0	0/0	0/0	0	36
Beasley	0	3	0	0	0/0	0/0	0	18
Jarwin	0	3	0	0	0/0	0/0	0	18
Gallup	0	2	0	1	0/0	0/0	0	14
Hurns	0	2	0	0	0/0	0/0	0	12
Austin	0	2	0	0	0/0	0/0	0	12
J. Smith	0	0	1a	0	0/0	0/0	0	6
R. Smith	1	0	0	0	0/0	0/0	0	6
Swaim	0	1	0	0	0/0	0/0	0	6
Cowboys	13	22	1	2	29/36	32/33	0	339
Opponents	12	22	1*	0	27/30	31/33	0	324

a- 69-yd fumble return vs. TB 12/23

* - P. Smith 1-yd fumble return at Was 10/21

2-pt Conversions: Dallas 2-2, Opponents 1-2

USUAL STARTERS

WR Amari Cooper (9)	DE DelMarcus Lawrence
LT Tyrion Smith (13)	DT Mלקiel Collins (9)
LG Connor Williams (8)	DT Antwan Woods
LB Xavier Su'a-Filo (8)	DE Tyrone Crawford (15)
C Joe Looney	WLBL Vander Esch (11)
RG Zack Martin (14)	Sean Lee (5)
RT La'el Collins	MLB Jaylon Smith
TE Geoff Swaim (9)	CB Chidobe Awuzie (14)
Dalton Schultz (5)	CB Byron Jones
WR Micahel Gallup (6)	CB Anthony Brown (11)
QB Dak Prescott	SS Jeff Heath
RB Ezekiel Elliott (15)	FS Xavier Woods (14)
WR Allen Hurns (5)	

Pro Bowlers in Bold

K Brett Maher
P Chris Jones

2019 ★ DALLAS COWBOYS STATISTICS ★ 2019

STAFF PLAYERS RECORDS PLAYOFF RECORDS STATISTICS SIDELINES

SECOND PLACE, NFC EAST HEAD COACH: JASON GARRETT

PRESEASON (2-2)

Date	W/L	Score	Opponent	Att.
8/10	L	9-17	@ San Francisco	49,936
8/17	W	14-10	@ LA Rams (Honolulu)	67,052
8/24	W	34-0	HOUSTON	85,636#
8/29	L	15-17	TAMPA BAY	81,329#

REGULAR SEASON (8-8)

Date	W/L	Score	Opponent	Att.
9/8	W	35-17	N.Y. GIANTS	90,353#
9/15	W	31-21	@ Washington	75,128
9/22	W	31-6	MIAMI	90,127#
9/29	N	10-12	@ New Orleans	73,086
10/6	L	24-34	GREEN BAY	93,024#
10/13	L	22-24	@ N.Y. Jets	78,523
10/20	W	37-10	PHILADELPHIA	91,213#
10/27			- Bye -	
11/4	W	37-18	@ N.Y. Giants	76,107
11/10	L	24-28	MINNESOTA	91,188#
11/17	W	35-27	@ Detroit	61,801
11/24	L	9-13	@ New England	65,878
11/28	L	15-26	BUFFALO	90,445#
12/5	L	24-31	@ Chicago	61,276
12/15	W	44-21	LA RAMS	90,436^
12/22	L	9-17	@ Philadelphia	69,796
12/29	W	47-16	WASHINGTON	90,646#

AT&T Stadium configuration

* - All Open # - All Closed

^ - Only Doors Open % - Only Roof Open

TEAM STATISTICS

	DALLAS	OPP
FIRST DOWNS	379	327
Rushing	120	101
Passing	229	188
Penalty	30	38
Third Down-Made/Att.	96/204	67/201
Third Down Efficiency	47.1%	33.3%
Fourth Down-Made/Att.	7/16	10/22
TOTAL NET YARDS	6,904	5,232
Avg. Per Game	431.5	327.0
Total Plays	1,069	1,015
Avg. Per Play	6.5	5.2
NET YARDS RUSHING	2,153	1,656
Avg. Per Game	134.6	103.5
Total Rushes	449	407
Avg. Per Rush	4.8	4.1
NET YARDS PASSING	4,751	3,576
Avg. Per Game	296.9	223.5
Sacked/Yards Lost	23/151	39/303
Gross Yards	4,902	3,879
Attempts/Completions	597/388	569/370
Pct. of Completions	65.0	65.0
Had Intercepted	11	7
PUNTS/AVERAGE	51/40.8	69/46.2
Net Punting Average	37.0	43.1
PUNT RET./AVG.	23/5.7	18/8.6
KICKOFF RET./AVG.	20/16.3	35/23.3
INT. RET./AVG.	7/11.9	11/10.1
PENALTIES/YARDS	109/1,008	102/855
FUMBLES/BALL LOST	15/7	19/10
TOUCHDOWNS	49	35
Rushing	18	14
Passing	30	21
Returns	1	0
EXTRA POINTS/ATTEMPTS	46/46	29/31
TWO POINT CON./ATT.	2/3	2/4
FIELD GOALS/ATTEMPTS	30/40	26/32
AVG. TIME OF POSS.	29:33	30:28

RUSHING	ATT	YDS	AVG	LG	TD
Elliott	301	1,357	4.5	33t	12
Pollard	86	455	5.3	44t	2
Prescott	52	277	5.3	42	3
Austin	6	47	7.8	20t	1
Cobb	3	11	3.7	7	0
Cooper	1	6	6.0	6	0
Team	449	2,153	4.8	44t	18
Opponents	407	1,656	4.1	59	14

RECEIVING	REC	YDS	AVG	LG	TD
Cooper	79	1,189	15.1	53t	8
Gallup	66	1,107	16.8	62	6
Witten	63	529	8.4	33	4
Cobb	55	828	15.1	59	3
Elliott	54	420	7.8	27	2
Jarwin	31	365	11.8	42t	3
Pollard	15	107	7.1	21t	1
Austin	13	177	13.6	59t	1
D.Smith	5	113	22.6	51t	1
C.Wilson	5	46	9.2	14	0
Bryant	1	15	15.0	15t	1
Schultz	1	6	6.0	6	0
Olwale	0	0	0.0	0	0
Team	388	4,902	12.6	62	30
Opponents	370	3,879	10.5	92t	21

INTERCEPTIONS	NO	YDS	AVG	LG	TD
X.Woods	2	38	19.0	29	0
Lewis	2	20	10.0	20	0
Lee	1	25	25.0	25	0
J.Smith	1	0	0.0	0	0
Awuzie	1	0	0.0	0	0
Team	7	83	11.9	29	0
Opponents	11	111	10.1	37	0

PUNTING	NO	YDS	AVG	TB	IN20	LG	BL	NET
C. Jones	50	2,079	41.6	2	18	58	1	37.0
Cowboys	50	2,079	41.6	2	18	58	1	37.0
Opps	69	3,188	46.2	4	34	70	0	41.0

PUNT RETURNS	NO	YDS	AVG	FC	LG	TD
Austin	17	84	4.9	9	15	0
Cobb	4	34	8.5	9	14	0
C. Wilson	2	13	6.5	2	13	0
Cowboys	23	131	5.7	20	15	0
Opponents	18	154	8.6	18	32	0

KICKOFF RETURNS	NO	YDS	AVG	LG	TD
Pollard	14	245	17.5	30	0
C. Wilson	3	64	21.3	22	0
Cobb	2	11	5.5	11	0
Schultz	1	5	5.0	5	0
Cowboys	20	325	16.3	30	0
Opponents	35	815	23.3	50	0

SCORE BY QUARTERS	1	2	3	4	OT	T
Cowboys	67	139	88	140	-	434
Opponents	79	105	78	59	-	321

PASSING	ATT	COMP	YDS	PCT	AVG	TD	INT	PCT	RATING
Prescott	596	388	4,902	65.1	8.5	30	11	1.8	62t
Cobb	1	0	0.0	0.0	0.0	0	0	0.0	0/0
Cowboys	597	388	4,902	65.0	8.2	30	11	1.8	62t
Opponents	569	370	3,879	65.0	6.8	21	3.7	1.2	92t

FIELD GOALS	11-19	20-29	30-39	40-49	50+
Maher	0-0	9-9	6-8	1-5	4-8
Forbath	0-0	1-1	1-1	7-7	1-1
Cowboys	0-0	10-10	7-9	8-12	5-9
Opponents	1-1	12-12	7-7	6-9	0-3

Maher: (), (25), (28,55M), (28), (54M,36,33M)
(50,62,34,40WR), (26,63,29), (35,54M,52,28)
(57M, 23), (30,34), (46M,46,27,29), (35B,47M), (4
2M,31), (-), (-), (-)

Forbath: (-), (-), (-), (-), (-), (-), (-), (-), (-), (-), (-), (-)
(50,42,42), (49,32,49), (28,47,48,40),

Opp: (28), (), (47M,22,33), (40,42,19,26), (20,38),
(38), (38), (21,25,26,29), (26,27), (),
(44,46M,48M, 42), (50M,41,26), (36), (),
(36,53M,55M), (31,42,28)

SCORING	TD	DP	TDRT	2Pt	FG	PAT	S	TP
Maher	0	0	0	0	20/30	36/36	0	96
Elliott	12	2	0	0	0/0	0/0	0	84
Cooper	0	8	0	0	0/0	0/0	0	48
Forbath	0	0	0	0	10/10	10/10	0	40
Gallup	0	6	0	0	0/0	0/0	0	36
Witten	0	4	0	1	0/0	0/0	0	26
Pollard	2	1	0	1	0/0	0/0	0	20
Cobb	0	3	0	0	0/0	0/0	0	18
Prescott	3	0	0	0	0/0	0/0	0	18
Jarwin	0	3	0	0	0/0	0/0	0	18
Austin	1	1	0	0	0/0	0/0	0	12
Lewis	0	0	1a	0	0/0	0/0	0	6
Bryant	0	1	0	0	0/0	0/0	0	6
D.Smith	0	1	0	0	0/0	0/0	0	6
Team	18	30	1	2	30/40	46/46	0	434
Opponents	14	21	0	0	26/32	29/31	0	321

a- 63-yd fumble return at NYG 11/4

2-pt Conversions: Dallas 2-3, Opponents 2-4

USUAL STARTERS

WR	Amari Cooper	DE	DeMarcus Lawrence
LT	Tyron Smith (13)	DT	Maliek Collins
LG	Connor Williams (11)	DT	Antwaun Woods (10)
	Xavier Su'a-Filo (4)	DE	Tyrone Crawford (2)
C	Travis Frederick	RB	Robert Quinn (14)
RG	Zack Martin	WLB	L Vander Esch (9)
RT	La'el Collins (15)		Sean Lee (7)
TE	Jason Witten	MLB	Jaylon Smith
WR	Micahel Gallup (12)	SLB	Sean Lee (6)
QB	Dak Prescott	CB	Chidobe Awuzie
RB	Ezekiel Elliott	CB	Bryon Jones (14)
WR	Randall Cobb (6)	SS	Jeff Heath
		FS	Xavier Woods (14)
K	Brett Maher (13)		
	Kai Forbath (3)		
P	Chris Jones		Pro Bowlers in Bold

PASSING	ATT	COMP	YDS	PCT	AVG	TD	INT	PCT	RATING
Prescott	596	388	4,902	65.1	8.5	30	11	1.8	62t
Cobb	1	0	0.0	0.0	0.0	0	0	0.0	0/0
Cowboys	597	388	4,902	65.0	8.2	30	11	1.8	62t
Opponents	569	370	3,879	65.0	6.8	21	3.7	1.2	92t

2020 ★ DALLAS COWBOYS STATISTICS ★ 2020

THIRD PLACE, NFC EAST
HEAD COACH: MIKE MCCARTHY

PRESEASON (0-0)

Date	WL	Score	Opponent	Att.
8/6			PITTSBURGH (Canton)	Cancelled
8/15			@ LA Chargers	Cancelled
8/22			BALTIMORE	Cancelled
8/29			KANSAS CITY	Cancelled
9/3			@ Houston	Cancelled

REGULAR SEASON (6-10)

Date	WL	Score	Opponent	Att.
9/13	L	17-20	@ LA Rams	
9/20	W	40-39	ATLANTA	21,708*
9/27	L	31-38	@ Seattle	
10/4	L	38-49	CLEVELAND	25,021*
10/11	W	37-34	N.Y. GIANTS	25,147*
10/19	L	10-38	ARIZONA	25,174*
10/25	L	3-25	@ Washington	
11/1	L	9-23	@ Philadelphia	
11/8	L	19-24	PITTSBURGH	31,700*
11/15			- Bye -	
11/22	W	31-28	@ Minnesota	
11/26	L	16-41	WASHINGTON	30,048*
12/6*	L	17-34	@ Baltimore	
12/13	W	30-7	@ Cincinnati	10,322
12/20	W	41-33	SAN FRANCISCO	30,092*
12/27	W	37-17	PHILADELPHIA	30,131*
1/3/21	L	19-23	@ N.Y. Giants	

AT&T Stadium configuration
 *All Open # - All Closed
 ^Only Doors Open %-Only Roof Open
 @-game rescheduled from 12/3

TEAM STATISTICS DALLAS OPP

FIRST DOWNS	371	359
Rushing	115	142
Passing	231	180
Penalty	25	37
Third Down-Made/Att	87/215	98/209
Third Down Efficiency	40.5	46.9
Fourth Down-Made/Att	17/31	10/21
TOTAL NET YARDS	5,949	6,183
Avg. Per Game	371.8	386.4
Total Plays	1,113	1,054
Avg. Per Play	5.3	5.9
NET YARDS RUSHING	1,788	2,541
Avg. Per Game	111.8	158.8
Total Rushes	430	510
Avg. Per Rush	4.2	5.0
NET YARDS PASSING	4,161	3,642
Avg. Per Game	260.1	227.6
Sacked/Yards Lost	44/350	31/178
Gross Yards	4,511	3,820
Attempts/Completions	639/413	513/328
Pct. of Completions	64.6	63.9
Had Intercepted	13	10
PUNTS/AVERAGE	50/45.0	54/45.6
Net Punting Average	41.2	38.8
PUNT RET./AVG.	29/9.1	91/7.3
KICKOFF RET./AVG.	37/26.1	29/20.9
INT. RET./AVG.	10/10.8	13/7.5
PENALTIES/YARDS	96/849	91/73
FUMBLES/BALL LOST	19/13	21/13
TOUCHDOWNS	42	57
Rushing	14	20
Passing	25	34
Returns	3	3
EXTRA POINTS/ATTEMPTS	33/36	45/48
TWO POINT CON./ATT.	4/6	4/8
FIELD GOALS/ATTEMPTS	34/41	24/27
AVG. TIME OF POSS.	28:22	31:38

RUSHING	ATT	YDS	AVG	LG	TD
Elliott	244	979	4.0	31	6
Pollard	101	435	4.3	42	4
Dalton	28	114	4.1	13	0
Prescott	18	93	5.2	12	3
Lamb	10	82	8.2	19	1
Gilbert	3	28	9.3	15	0
Dowdle	7	24	3.4	7	0
DiNucci	6	22	3.7	10	0
Cooper	6	14	2.3	10	0
N. Brown	1	4	4.0	4	0
Thompson	1	3	3.0	3	0
Bell	1	2	2.0	2	0
C. Jones	1	0	0.0	0	0
C. Wilson	3	-12	-4.0	-1	0
Team	430	1,788	4.2	42	14
Opponents	510	2,541	5.0	69	20

RECEIVING	REC	YDS	AVG	LG	TD
Cooper	92	1,114	12.1	69	5
Lamb	74	935	12.6	52	4
Schultz	63	615	9.8	28	5
Gallup	59	843	14.3	55	5
Elliott	52	338	6.5	19	2
Pollard	28	193	6.9	30	1
C. Wilson	17	189	11.1	42	2
N. Brown	14	154	11.0	20	0
Bell	11	110	10.0	24	0
Jarwin	1	12	12.0	12	0
Prescott	1	11	11.0	11	1
Dalton	1	-3	-3.0	-3	0
Goodwin	0	0	0.0	0	0
Team	413	4,511	10.9	69	25
Opponents	328	3,820	11.6	81	34

INTERCEPTIONS	NO	YDS	AVG	LG	TD
Diggs	3	43	14.3	33	0
A. Brown	2	14	7.0	14	0
D. Wilson	2	5	2.5	5	0
J. Smith	1	43	43.0	43	0
Thompson	1	3	3.0	3	0
Auzwie	1	0	0.0	0	0
Team	10	108	10.8	43	0
Opponents	13	97	7.5	46	2

PUNTING	NO	YDS	AVG	TB	IN20	LG	BL	NET
Niswander	26	1,228	47.2	2	10	58	0	42.0
C. Jones	24	1,022	42.6	1	5	54	0	40.2
Cowboys	50	2,250	45.0	3	15	58	0	41.2
Opps	54	2,461	45.6	5	21	67	0	38.8

PUNT RETURNS	NO	YDS	AVG	FC	LG	TD
Lamb	24	172	7.2	9	27	0
C. Wilson	5	20	4.0	5	10	0
Goodwin	0	73	0.0	0	73	0
Cowboys	29	265	9.1	14	23	0
Opponents	15	132	8.8	29	20	0

KICKOFF RETURNS	NO	YDS	AVG	LG	TD
Pollard	32	766	23.9	67	0
Dowdle	4	152	38.0	64	0
Lamb	1	47	47.0	47	1
Cowboys	37	965	26.1	67	1
Opponents	29	606	20.9	32	0

PASSING	ATT	COMP	YDS	PCT	AVG	ATT	PCT	TD	INT	PCT	INT	LG	SKS	YDS	RATING
Dalton	333	216	2,170	64.9	6.5	14	4.2	8	2.4	69	24/184	87.3			
Prescott	222	151	1,856	68.0	8.4	9	4.1	4	1.8	58	10/66	99.6			
Gilbert	38	21	243	55.3	6.4	1	2.6	1	2.6	32	2/23	72.6			
DiNucci	43	23	219	53.5	5.1	0	0.0	0	0.0	32	7/73	67.9			
C. Wilson	2	2	23	100.0	11.5	1	50.0	0	0.0	12	0/0	154.2			
C. Jones	1	0	0	0.0	0.0	0	0.0	0	0.0	0	0/0	39.6			
Lamb	0	0	0	0.0	0.0	0	0.0	0	0.0	0	0/0	14.0			
Cowboys	639	413	4,511	64.6	7.1	25	3.9	13	2.0	69	44/350	89.9			
Opponents	513	328	3,820	63.9	7.4	34	6.6	10	1.9	81	31/178	100.4			

SCORE BY	1	2	3	4	OT	T
QUARTERS						
Cowboys	77	130	67	121	-	395
Opponents	121	153	69	130	-	473

FIELD GOALS	11-19	20-29	30-39	40-49	50+
Zuerlein	1-1	5-5	13-13	12-13	3-9
Cowboys	1-1	5-5	16-13	12-13	3-9
Opponents	0-0	5-6	9-10	5-6	5-5

Zuerlein:	(53M,33),	(33,46),	(43,42),	(1,24,40,34),	(34,58M),	(45),	(49,49,59,52M),	(38,44,45,39),	(19),	(33,32,28),	(31,40M,53M,52M),	(34,20,55),			
Opp:	(29M,35,31),	(42,27,41,32),	(1),	(37,44),	(55,50,54,28),	(26),	(30,44M),	(1),	(59,43),	(1),	(23,36),	(36M,35,22),	(1),	(41,31),	(28,50)

SCORING	TDR	TD	TPDR	2Pt	FG	PAT	S	TP
Zuerlein	0	0	0	0	34/41	33/36	0	135
Elliott	6	2	0	0	0/0	0	0	50
Lamb	1	5	1a	1	0/0	0/0	0	44
Cooper	0	5	0	1	0/0	0/0	0	32
Gallup	0	5	0	0	0/0	0/0	0	30
Pollard	4	1	0	0	0/0	0/0	0	30
Prescott	3	1	0	1	0/0	0/0	0	26
Schultz	4	0	0	0	0/0	0/0	0	24
C. Wilson	0	2	0	0	0/0	0/0	0	12
A. Brown	0	0	1b	0	0/0	0/0	0	6
A. Smith	0	0	1c	0	0/0	0/0	0	6
Team	14	25	3	4	34/41	33/36	0	395
Opponents	20	34	3*	4	24/27	45/48	3	473

a- 47-yd kick return vs. SF 12/20
 b- 29-yd fumble return vs. NYG 10/11
 c- 78-yd fumble return at Cin 12/13

* K. Fackrell 46-yd int return vs. NYG 10/11
 R. McLeod 53-yd int return at Phi 1/1
 M. Sweat 15 yd int return vs. Was 12/26
 2-pt Conversions: Dallas 4/6, Opponents 4/8

USUAL STARTERS

WR Amari Cooper (15)	DE DeMarcus Lawrence (15)
LT Brandon Knight (9)	DT Neville Gallimore (9)
Cameron Erving (5)	Trysten Hill (5)
Tyrion Smith (2)	DT Dontari Poe (7)
LG Connor Williams	Antwan Woods (6)
C Joe Looney (12)	DE Alton Smith
Tyler Biadasz (4)	WLB Jaylon Smith
RG Zack Martin (8)	MLB L. Vander Esch (10)
Connor McGovern (8)	CB Chidobe Awuzie (6)
RT Terence Steele (14)	CB Jourdan Lewis (13)
Zack Martin (2)	CB Trevon Diggs (11)
TE Dalton Schultz (14)	S Donovan Wilson (10)
WR DeeDee Lamb (14)	Darian Thompson (6)
WR Michael Gallup (15)	FS Xavier Woods (15)
QB Andy Dalton (9)	K Greg Zuerlein
Dak Prescott (5)	P Chris Jones (8)
RB Ezekiel Elliott (15)	Hunter Niswander (8)

Pro Bowlers in Bold

2021 ★ DALLAS COWBOYS STATISTICS ★ 2021

STAFF PLAYERS 2021 SEASON RECORDS PLAYOFF RECORDS 2021 STATISTICS SIDELINES

FIRST PLACE, NFC EAST HEAD COACH: MIKE MCCARTHY

PRESEASON (0-4)

Date	W/L	Score	Opponent	Att.
8/5	L	3-16	Pittsburgh (Canton)	20,113
8/13	L	16-19	@ Arizona	59,954
8/21	L	14-20	HOUSTON	72,720*
8/29	L	14-34	JACKSONVILLE	72,205*

REGULAR SEASON (12-5)

W/L	Score	Opponent	Att.	
9/9	L	29-31	@ Tampa Bay	65,556
9/19	W	20-17	@ LA Chargers	70,240
9/27	W	41-21	PHILADELPHIA	93,267*
10/3	W	36-28	CAROLINA	93,262*
10/10	W	44-20	N.Y. GIANTS	93,468*
10/17	W	35-29	@ New England (OT)	65,878
10/24		- Bye -		
10/31	W	20-16	@ Minnesota	66,633
11/7	L	16-30	DENVER	93,503*
11/14	W	43-3	ATLANTA	93,436*
11/21	L	9-19	@ Kansas City	73,494
11/25	L	33-36	LAS VEGAS (OT)	93,483*
12/2	W	27-17	@ New Orleans	69,170
12/12	W	27-20	@ Washington	61,308
12/19	W	21-6	@ N.Y. Giants	77,413
12/26	W	56-14	WASHINGTON	93,482*
1/2/22	L	22-25	ARIZONA	93,459*
1/8/22	W	51-26	@ Philadelphia	69,796

2021 NFC WILD CARD GAME

1/16/22L	17-23	SAN FRANCISCO	93,470*
----------	-------	---------------	---------

AT&T Stadium configuration
 *-All Open # -All Closed
 ^-Only Doors Open %-Only Roof Open

TEAM STATISTICS

	DALLAS	OPP
FIRST DOWNS	390	327
Rushing	111	99
Passing	248	191
Penalty	31	37
Third Down-Made/Att.	99/228	76/223
Third Down Efficiency	43.4	34.1
Fourth Down-Made/Att.	14/24	16/26
TOTAL NET YARDS	6,919	5,967
Avg. Per Game	407.0	351.0
Total Plays	1,153	1,082
Avg. Per Play	6.0	5.5
NET YARDS RUSHING	2,119	1,918
Avg. Per Game	124.6	112.8
Total Rushes	473	429
Avg. Per Rush	4.5	4.5
NET YARDS PASSING	4,800	4,049
Avg. Per Game	282.4	238.2
Sacked/Yards Lost	33/163	41/297
Gross Yards	4,963	4,346
Attempts/Completions	647/444	612/364
Pct. of Completions	68.6	59.5
Had Intercepted	11	26
PUNTS/AVERAGE	65/48.4	71/44.0
Net Punting Average	44.6	40.3
PUNT RET./AVG.	28/6.6	25/6.5
KICKOFF RET./AVG.	29/24.8	18/26.0
INT./AVG. RET.	26/15.6	11/13.2
PENALTIES/YARDS	127/1,103	121/973
FUMBLE/BALL LOST	26/9	14/8
TOUCHDOWNS	64	39
Rushing	15	13
Passing	40	24
Returns	9	2
EXTRA POINTS/ATTEMPTS	47/53	29/32
TWO POINT CONV./ATTS	6/10	4/7
FIELD GOALS/ATTEMPTS	29/35	29/35
AVG. TIME OF POSS.	30:20	29:40

RUSHING

	ATT	YDS	AVG	LG	TD
Elliott	237	1,002	4.2	47	10
Pollard	130	719	5.5	58	2
Prescott	48	146	3.0	21	1
Clement	33	140	4.2	38	0
Lamb	9	76	8.4	33	0
Hardy	4	26	7.3	22	1
C. Wilson	2	11	5.5	6	0
I. Smith	1	4	4.0	4	1
Rush	9	-8	-0.9	2	0

Team	ATT	YDS	AVG	LG	TD
Team	473	2,119	4.5	58	15
Opponents	429	1,918	4.5	33	13

RECEIVING

	REC	YDS	AVG	LG	TD
Lamb	79	1,102	13.9	49	6
Schultz	78	808	10.4	32	8
Cooper	68	865	12.7	41	8
Elliott	47	287	6.1	21	2
C. Wilson	45	602	13.4	73	6
Pollard	39	337	8.6	32	0
Gallup	35	445	12.7	41	2
N. Brown	16	184	11.5	27	0
Turner	12	149	12.4	61	3
Jarwin	11	96	8.7	20	2
Clement	6	29	4.8	8	1
McKean	4	27	6.8	12	1
Spinkie	3	31	10.3	11	0
Steele	1	1	1.0	11	1

Team	REC	YDS	AVG	LG	TD
Team	444	4,963	11.2	73	40
Opponents	364	4,346	11.9	75	24

INTERCEPTIONS

	NO	YDS	AVG	LG	TD
Diggs	11	142	12.9	59	2
Lewis	3	88	29.3	66	0
A. Brown	3	45	15.0	45	1
Kearse	2	34	17.0	34	0
Kazee	2	8	4.0	8	0
Lawrence	1	40	40.0	40	1
Watkins	1	29	29.0	29	1
Gregory	1	12	12.0	12	0
Vander Esch	1	7	7.0	7	0
Hooker	1	0	0.0	0	0

PUNTING

	NO	YDS	AVG	TB	INT	LG	BL	NET
Anger	65	3,143	48.4	4	24	63	0	44.6
Cowboys	65	3,143	48.4	4	24	63	0	44.6
Opps	71	3,125	44.0	4	26	68	3	40.3

PUNT RETURNS

	NO	YDS	AVG	FC	LG	TD
Lamb	14	139	9.9	9	21	0
C. Wilson	11	36	3.3	5	14	0
Diggs	2	10	5.0	0	9	0
Wright	1	0	0.0	0	0	0

KICKOFF RETURNS

	NO	YDS	AVG	LG	TD
Pollard	17	489	28.8	100	1
Clement	11	215	19.5	29	0
Hardy	1	15	15.0	15	0

SCORE BY QUARTERS

	1	2	3	4	OT	T
Cowboys	130	146	103	145	6	530
Opponents	90	96	65	104	3	358

PASSING

	ATT	COMP	YDS	PCT	AVG	TD	PCT	PCT	LG	SKS/YDS	RATING	
Prescott	596	410	4,449	68.8	7.5	37	62	10	1.7	51	30/144	104.2
Rush	47	30	422	63.8	9.0	3	6.4	1	2.1	73	3/19	105.1
C. Wilson	3	3	88	100.0	29.3	0	0.0	0	0.0	35	0/0	118.8
Elliott	1	1	4	100.0	4.0	0	0.0	0	0.0	4	0/0	83.3

FIELD GOALS

	11-19	20-29	30-39	40-49+50+	
Zuerlein	0-0	5-5	15-16	7-9	2-5
Cowboys	0-0	5-5	15-16	7-9	2-5
Opponents	0-0	7-7	8-8	8-9	6-11

SCORING

	TDR	TD	TDRT	2Pt	FG	PAT	S	12P
Zuerlein	0	0	0	0	42/48	29/35	0	29
Elliott	10	2	0	0	0/0	0/0	0	78
Schultz	0	8	0	1	0/0	0/0	0	50
Cooper	0	8	0	0	0/0	0/0	0	48
Lamb	0	6	0	1	0/0	0/0	0	38
C. Wilson	0	6	0	0	0/0	0/0	0	36
Pollard	2	0	1a	0	0/0	0/0	0	18
Turner	0	3	0	0	0/0	0/0	0	18
Diggs	0	0	2b	0	0/0	0/0	0	12
Gallup	0	2	0	0	0/0	0/0	0	12
Jarwin	0	2	0	0	0/0	0/0	0	12
Prescott	1	0	0	1	0/0	0/0	0	8
Armstrong	0	0	1c	0	0/0	0/0	0	6
A. Brown	0	0	1	0	0/0	0/0	0	6
Clement	0	1	0	0	0/0	0/0	0	6
Golston	0	0	1d	0	0/0	0/0	0	6
Hardy	1	0	0	0	0/0	0/0	0	6
Lawrence	0	0	1e	0	0/0	0/0	0	6
McKean	0	1	0	0	0/0	0/0	0	6
I. Smith	1	0	0	0	0/0	0/0	0	6
Steele	0	1	0	0	0/0	0/0	0	6
Watkins	0	0	1f	0	0/0	0/0	0	6
Wright	0	0	1g	0	0/0	0/0	0	6
Hajrullahu	0	0	0	5	0/0	0/0	0	5

Team	TD	FG	PAT	S	12P
Team	64	15	49	47/53	29/35
Opponents	13	24	2*	4	29/32

2-pt Conversions: Dallas 6/10, Opponents 4/7

a- 100-yd kick return vs. LV 11/25
 b- 59-yd INT return vs. Phi 9/27
 c- 42-yd INT return at NE 10/17
 c- 37-yd fumble return at Was 12/12
 d- 0-yd punt block return vs. Was 12/26
 e- 40-yd INT return vs. Was 12/26
 f- 29-yd INT return at NO 12/2
 g- 0-yd punt block return vs. Atl 11/14

* F. Cox 0-yd fumble return vs. Phi 9/27
 C. Holcomb 31-yd INT return at Was 12/12

USUAL STARTERS

WR	Amari Cooper (14)	LDE	DeMarcus Lawrence (7)
LT	Tyron Smith (11)	Tarell Basham (6)	
LG	Connor Williams (13)	Micah Parsons (3)	
RG	Connor McGovern (3)	LOT	Osa Odighizuwa (9)
C	Tyler Biadasz	Neville Gallimore (4)	
PG	Zack Martin (16)	ROT	Carlos Watkins (11)
RT	La'el Collins (10)	Antwan Woods (6)	
	Terence Steele (7)	RDE	Randy Gregory (11)
TE	Dalton Schultz (15)	OLB	Micah Parsons (12)
WR	CeeDee Lamb (13)	L	Vander Esch (4)
WR	Michael Gallup (8)	MLB	L. Vander Esch (12)
QB	Dak Prescott (16)	LOB	Trevon Diggs (16)
RB	Ezekiel Elliott	NCB	Jourdan Lewis (13)
		RCB	Anthony Brown (15)
K	Greg Zuerlein (15)	SS	Jayron Kearse (14)
P	Bryan Anger	FS	Damontae Kazee (16)

Pro Bowlers in Bold

Dallas Cowboys All-Time Results

All-Time Regular Season Record: 537-403-6

Playoff Record: 35-28

Preseason Record: 135-149-2

The Opponents

Arizona Cardinals

(Dallas Leads Series, 56-34-1)

Regular Season: 56-33-1 Postseason: 0-1

Date	Site	Winner-Score	Att.
10/23/60	St. Louis	St. Louis, 10-12	23,128
11/5/61	Dallas	St. Louis, 17-31	20,500
12/10/61	St. Louis	St. Louis, 13-31	15,384
10/28/62	Dallas	St. Louis, 24-28	16,027
12/9/62	St. Louis	St. Louis, 20-52	14,201
9/14/63	Dallas	St. Louis, 7-34	36,432
12/15/63	St. Louis	Dallas, 28-24	12,695
9/12/64	Dallas	St. Louis, 6-16	36,605
10/25/64	St. Louis	Dallas, 31-13	28,253
10/4/65	St. Louis	St. Louis, 13-20	32,034
12/11/65	Dallas	Dallas, 27-13	38,499
10/16/66	St. Louis	Tie, 10-10	50,673
12/4/66	Dallas	Dallas, 31-17	76,965
11/23/67	Dallas	Dallas, 46-21	68,787
10/6/68	St. Louis	Dallas, 27-10	48,296
9/21/69	Dallas	Dallas, 24-3	62,134
10/4/70	St. Louis	St. Louis, 7-20	50,780
11/6/70	Dallas	St. Louis, 0-38	69,323
11/7/71	St. Louis	Dallas, 16-13	50,486
12/18/71	Dallas	Dallas, 31-12	66,672
11/12/72	Dallas	Dallas, 33-24	65,218
12/3/72	St. Louis	Dallas, 27-6	49,787
9/30/73	Dallas	Dallas, 45-10	64,729
12/16/73	St. Louis	Dallas, 30-3	43,946
10/13/74	St. Louis	St. Louis, 28-31	49,885
11/3/74	Dallas	Dallas, 17-14	64,146
9/28/75	Dallas	Dallas, 37-31 (OT)	52,417
12/7/75	St. Louis	St. Louis, 17-31	49,701
10/17/76	St. Louis	St. Louis, 17-21	50,317
11/25/76	Dallas	Dallas, 19-14	62,498
10/9/77	St. Louis	Dallas, 30-24	50,129
11/14/77	Dallas	St. Louis, 17-24	64,038
9/24/78	Dallas	Dallas, 21-12	62,760
10/15/78	St. Louis	Dallas, 24-21 (OT)	48,991
9/2/79	St. Louis	Dallas, 22-21	50,855
10/21/79	Dallas	Dallas, 22-13	64,300
11/2/80	St. Louis	Dallas, 27-24	50,701
11/16/80	Dallas	Dallas, 31-21	52,567
9/13/81	Dallas	Dallas, 30-17	63,602
10/4/81	St. Louis	St. Louis, 17-20	49,777
9/19/82	St. Louis	Dallas, 24-7	50,705
9/11/83	St. Louis	Dallas, 34-17	48,532
11/24/83	Dallas	Dallas, 35-17	60,764
10/7/84	Dallas	St. Louis, 20-31	61,438
11/11/84	St. Louis	Dallas, 24-17	48,721
11/4/85	St. Louis	St. Louis, 10-21	49,347
11/28/85	Dallas	Dallas, 35-17	54,125
9/29/86	St. Louis	Dallas, 31-7	49,077
10/26/86	Dallas	Dallas, 37-6	60,756
9/13/87	St. Louis	St. Louis, 13-24	47,241
12/27/87	Dallas	Dallas, 21-16	36,788
9/12/88	Phoenix	Dallas, 17-14	67,139
10/30/88	Dallas	Phoenix, 10-16	42,196
10/29/89	Dallas	Phoenix, 10-19	44,431
11/12/89	Phoenix	Phoenix, 20-24	49,657
10/14/90	Phoenix	Phoenix, 3-20	45,235
12/16/90	Dallas	Dallas, 41-10	60,190
9/22/91	Phoenix	Dallas, 17-9	68,814
11/3/91	Dallas	Dallas, 27-7	61,190
9/20/92	Dallas	Dallas, 31-20	62,575
11/22/92	Phoenix	Dallas, 16-10	72,439
9/19/93	Phoenix	Dallas, 17-10	73,025

11/14/93	Dallas	Dallas, 20-15	64,224
10/9/94	Dallas	Dallas, 38-3	64,518
10/23/94	Arizona	Dallas, 28-21	71,023
9/24/95	Dallas	Dallas, 34-20	64,560
12/25/95	Arizona	Dallas, 37-13	72,394
10/13/96	Dallas	Dallas, 17-3	64,096
12/8/96	Arizona	Dallas, 10-6	70,763
9/7/97	Arizona	Arizona, 22-25 (OT)	71,578
11/9/97	Dallas	Dallas, 24-6	64,302
9/6/98	Dallas	Dallas, 38-10	63,602
11/15/98	Arizona	Dallas, 35-28	69,923
1/2/99*	Dallas	Arizona, 7-20	62,969
10/3/99	Dallas	Dallas, 35-7	64,169
11/21/99	Arizona	Arizona, 9-13	72,015
9/10/00	Arizona	Arizona, 31-32	66,009
10/22/00	Dallas	Dallas, 48-7	62,981
10/28/01	Dallas	Dallas, 17-3	63,114
12/23/01	Arizona	Arizona, 10-17	48,883
10/20/02	Arizona	Arizona, 6-9 (OT)	59,702
10/5/03	Dallas	Dallas, 24-7	63,601
10/30/05	Dallas	Dallas, 34-13	62,068
11/12/06	Arizona	Dallas, 27-10	63,926
10/12/08	Arizona	Arizona, 24-30 (OT)	64,389
12/25/10	Arizona	Arizona, 26-27	66,971
12/4/11	Arizona	Arizona, 13-19 (OT)	62,180
11/2/14	Dallas	Arizona, 17-28	85,688
9/25/17	Arizona	Dallas, 28-17	65,102
10/19/20	Dallas	Arizona, 10-38	25,174
1/2/22	Dallas	Arizona, 22-25	93,459

*NFC Wild Card Game

Atlanta Falcons

(Dallas Leads Series, 19-11)

Regular Season: 17-11 Postseason: 2-0

Date	Site	Winner-Score	Att.
10/2/66	Atlanta	Dallas, 47-14	56,990
11/5/67	Dallas	Dallas, 37-7	54,751
10/12/69	Atlanta	Dallas, 24-17	54,633
10/11/70	Dallas	Dallas, 13-0	53,611
9/15/74	Atlanta	Dallas, 24-0	52,322
11/21/76	Atlanta	Atlanta, 10-17	54,972
12/30/78*	Dallas	Dallas, 27-20	60,388
1/4/81*	Atlanta	Dallas, 30-27	60,022
10/27/85	Dallas	Dallas, 24-10	57,941
9/21/86	Dallas	Atlanta, 35-37	62,880
12/6/87	Dallas	Atlanta, 10-21	40,103
9/25/88	Dallas	Dallas, 26-20	39,702
9/17/89	Atlanta	Atlanta, 21-27	55,285
12/30/90	Atlanta	Atlanta, 7-26	50,097
12/22/91	Dallas	Dallas, 31-27	60,962
12/21/92	Atlanta	Dallas, 41-17	67,036
11/21/93	Atlanta	Atlanta, 14-27	67,337
10/29/95	Atlanta	Dallas, 28-13	70,089
10/20/96	Dallas	Dallas, 32-28	64,091
9/20/99	Dallas	Dallas, 24-7	63,663
11/11/01	Atlanta	Atlanta, 13-20	69,101
9/7/03	Dallas	Atlanta, 13-27	64,104
12/16/06	Atlanta	Dallas, 38-28	71,102
10/25/09	Dallas	Dallas, 37-21	81,521
11/4/12	Atlanta	Atlanta, 13-19	70,840
9/27/15	Dallas	Atlanta, 28-39	90,345
11/12/17	Atlanta	Atlanta, 7-27	73,761
11/18/18	Atlanta	Dallas, 22-19	74,447
9/20/20	Dallas	Dallas, 40-39	21,708
11/14/21	Dallas	Dallas, 43-3	93,436

*NFC Divisional Playoffs

Baltimore Ravens

(Baltimore Leads Series, 5-1)
Regular Season: 1-5

Date	Site	Winner-Score	Att.
11/19/00	Baltimore	Baltimore, 0-27	69,416
11/21/04	Baltimore	Baltimore, 10-30	69,924
12/20/08	Dallas	Baltimore, 24-33	63,800
10/14/12	Baltimore	Baltimore, 29-31	71,384
11/20/16	Dallas	Dallas, 27-17	93,056
12/8/20*	Baltimore	Baltimore, 17-34	

* Game originally scheduled for 12/3

Buffalo Bills

(Dallas Leads Series, 8-5)
Regular Season: 6-5 Postseason: 2-0

Date	Site	Winner-Score	Att.
9/19/71	Buffalo	Dallas, 49-37	46,206
11/15/76	Dallas	Dallas, 17-10	51,779
11/9/81	Dallas	Dallas, 27-14	62,583
11/18/84	Buffalo	Buffalo, 3-14	74,391
1/31/93*	Pasadena	Dallas, 52-17	98,374
9/12/93	Dallas	Buffalo, 10-13	63,226
1/30/94**	Atlanta	Dallas, 30-13	72,817
9/22/96	Buffalo	Buffalo, 7-10	78,098
11/9/03	Dallas	Dallas, 10-6	63,770
10/8/07	Buffalo	Dallas, 25-24	71,575
11/13/11	Dallas	Dallas, 44-7	85,157
12/27/15	Buffalo	Buffalo, 6-16	70,172
11/24/19	Dallas	Buffalo, 15-26	90,445

* Super Bowl XXVII, Jan. 31, 1993

** Super Bowl XXVIII, Jan. 30, 1994

Carolina Panthers

(Dallas Leads Series, 10-5)
Regular Season: 10-3 Postseason: 0-2

Date	Site	Winner-Score	Att.
1/5/97*	Carolina	Carolina, 17-26	72,808
12/8/97	Dallas	Carolina, 13-23	63,251
10/11/98	Dallas	Dallas, 27-20	64,181
10/1/00	Carolina	Dallas, 16-13 (OT)	73,310
10/13/02	Dallas	Dallas, 14-13	61,733
11/23/03	Dallas	Dallas, 24-20	63,871
1/3/04**	Carolina	Carolina, 10-29	73,014
12/24/05	Carolina	Dallas, 24-20	73,436
10/29/06	Carolina	Dallas, 35-14	73,682
12/22/07	Carolina	Dallas, 20-13	73,860
9/28/09	Dallas	Dallas, 21-7	90,588
10/21/12	Carolina	Dallas, 19-14	73,981
11/26/15	Dallas	Carolina, 14-33	90,909
9/9/18	Carolina	Carolina, 8-16	74,532
10/3/21	Dallas	Dallas, 36-28	93,262

* NFC Divisional Playoffs

** NFC Wild Card Playoffs

Chicago Bears

(Dallas Leads Series, 15-12)
Regular Season: 13-12 Postseason: 2-0

Date	Site	Winner-Score	Att.
11/27/60	Chicago	Chicago, 7-17	39,951
11/18/62	Dallas	Chicago, 33-34	12,692
11/1/64	Chicago	Dallas, 24-10	47,527
11/24/68	Chicago	Dallas, 34-3	46,667
10/31/71	Chicago	Chicago, 19-23	55,049
9/16/73	Chicago	Dallas, 20-17	55,701
10/24/76	Dallas	Dallas, 31-21	61,346
12/26/77*	Dallas	Dallas, 37-7	62,920
9/16/79	Dallas	Dallas, 24-20	64,056
11/26/81	Dallas	Dallas, 10-9	63,499
9/30/84	Chicago	Dallas, 23-14	63,623

11/17/85	Dallas	Chicago, 0-44	63,855
12/21/86	Dallas	Chicago, 10-24	57,256
10/16/88	Chicago	Chicago, 7-17	64,759
12/29/91**	Chicago	Dallas, 17-13	62,594
12/27/92	Dallas	Dallas, 27-14	63,101
9/2/96	Chicago	Chicago, 6-22	63,076
9/28/97	Dallas	Dallas, 27-3	64,082
10/18/98	Chicago	Chicago, 12-13	59,201
11/25/04	Dallas	Dallas, 21-7	64,026
9/23/07	Chicago	Dallas, 34-10	62,099
9/19/10	Dallas	Chicago, 20-27	85,168
10/1/12	Dallas	Chicago, 18-34	90,080
10/9/13	Chicago	Chicago, 28-45	62,229
12/4/14	Chicago	Dallas, 41-28	61,558
9/25/16	Dallas	Dallas, 31-17	90,554
12/5/19	Chicago	Chicago, 24-31	61,276

* NFC Divisional Playoffs

** NFC First-Round Playoffs

Cincinnati Bengals

(Dallas Leads Series, 9-4)
Regular Season: 9-4

Date	Site	Winner-Score	Att.
11/4/73	Dallas	Dallas, 38-10	58,802
9/30/79	Dallas	Dallas, 38-13	63,179
12/8/85	Cincinnati	Cincinnati, 24-50	56,936
11/20/88	Dallas	Cincinnati, 24-38	37,865
10/13/91	Dallas	Dallas, 35-23	63,275
10/30/94	Cincinnati	Dallas, 23-20	57,096
12/14/97	Cincinnati	Cincinnati, 24-31	60,043
11/12/00	Dallas	Dallas, 23-6	62,170
11/7/04	Cincinnati	Cincinnati, 3-26	65,721
10/5/08	Dallas	Dallas, 31-22	62,655
12/9/12	Cincinnati	Dallas, 20-19	63,590
10/9/16	Dallas	Dallas, 28-14	91,653
12/13/20	Cincinnati	Dallas, 30-7	10,322

Cleveland Browns

(Cleveland Leads Series, 18-14)
Regular Season: 13-16 Postseason: 1-2

Date	Site	Winner-Score	Att.
10/16/60	Dallas	Cleveland, 7-48	28,500
10/1/61	Cleveland	Cleveland, 7-25	43,638
12/3/61	Dallas	Cleveland, 17-38	23,500
10/7/62	Cleveland	Cleveland, 10-19	40,040
12/2/62	Dallas	Dallas, 45-21	24,226
9/22/63	Dallas	Cleveland, 24-41	28,710
11/24/63	Cleveland	Cleveland, 17-27	55,096
10/4/64	Cleveland	Cleveland, 6-27	72,062
10/18/64	Dallas	Cleveland, 16-20	37,456
10/17/65	Cleveland	Cleveland, 17-23	80,451
11/21/65	Dallas	Cleveland, 17-24	76,251
10/23/66	Cleveland	Cleveland, 21-30	84,721
11/24/66	Dallas	Dallas, 26-14	80,259
9/17/67	Cleveland	Dallas, 21-14	81,039
12/24/67*	Dallas	Dallas, 52-14	70,786
9/22/68	Dallas	Dallas, 28-7	68,733
12/21/68*	Cleveland	Cleveland, 20-31	81,497
11/2/69	Cleveland	Cleveland, 10-42	84,850
12/28/69*	Dallas	Cleveland, 14-38	69,321
12/12/70	Cleveland	Dallas, 6-2	75,458
12/7/74	Dallas	Dallas, 41-17	48,754
9/24/79	Cleveland	Cleveland, 7-26	80,123
11/25/82	Dallas	Dallas, 31-14	46,267
9/22/85	Dallas	Dallas, 20-7	61,456
12/4/88	Cleveland	Cleveland, 21-24	77,683
9/1/91	Cleveland	Dallas, 26-14	78,860
12/10/94	Dallas	Cleveland, 14-19	64,826
9/19/04	Dallas	Dallas, 19-12	63,119
9/7/08	Cleveland	Dallas, 28-10	73,012
11/18/12	Dallas	Dallas, 23-20 (OT)	81,963
11/6/16	Cleveland	Dallas, 35-10	67,431
10/4/20	Dallas	Cleveland, 38-49	25,021

* Eastern Conference Championship Game

Denver Broncos

(Denver Leads Series, 9-5)

Regular Season: 4-9 Postseason: 1-0

Date	Site	Winner-Score	Att.
12/2/73	Denver	Dallas, 22-10	51,706
12/18/77	Dallas	Dallas, 14-6	63,572
1/15/78*	New Orleans	Dallas, 27-10	76,400
9/14/80	Denver	Denver, 20-41	74,919
10/5/86	Denver	Denver, 14-29	76,082
12/6/92	Denver	Dallas, 31-27	74,946
9/10/95	Dallas	Dallas, 31-21	64,578
9/13/98	Denver	Denver, 23-42	75,013
11/22/01	Dallas	Denver, 24-26	64,104
11/24/05	Dallas	Denver, 21-24 (OT)	63,273
10/4/09	Denver	Denver, 10-17	76,440
10/6/13	Dallas	Denver, 48-51	92,758
9/17/17	Denver	Denver, 17-42	76,919
11/7/21	Dallas	Denver, 16-30	93,503

*Super Bowl XII, Jan. 15, 1978

Detroit Lions

(Dallas Leads Series, 17-12)

Regular Season: 15-11 Postseason: 2-1

Date	Site	Winner-Score	Att.
12/11/60	Detroit	Detroit, 14-23	43,272
10/13/63	Dallas	Dallas, 17-14	27,262
9/15/68	Dallas	Dallas, 59-13	61,382
12/26/70**	Dallas	Dallas, 5-0	73,167
10/30/72	Dallas	Dallas, 28-24	65,378
10/6/75	Detroit	Dallas, 36-10	79,784
10/30/77	Dallas	Dallas, 37-0	63,160
11/15/81	Detroit	Detroit, 24-27	79,694
9/15/85	Detroit	Detroit, 21-26	72,985
9/14/86	Detroit	Dallas, 31-7	73,812
11/8/87	Detroit	Detroit, 17-27	45,325
10/27/91	Detroit	Detroit, 10-34	74,906
1/5/92**	Detroit	Detroit, 6-38	78,290
11/8/92	Detroit	Dallas, 37-3	74,816
9/19/94	Dallas	Detroit, 17-20 (OT)	64,102
1/6/02	Detroit	Detroit, 10-15	77,512
11/3/02	Detroit	Detroit, 7-9	61,789
10/19/03	Detroit	Dallas, 38-7	61,160
10/31/04	Dallas	Dallas, 31-21	63,616
11/20/05	Dallas	Dallas, 20-7	62,670
12/31/06	Dallas	Detroit, 31-39	63,008
12/9/07	Detroit	Dallas, 28-27	62,759
11/21/10	Dallas	Dallas, 35-19	81,261
10/2/11	Dallas	Detroit, 30-34	78,122
10/27/13	Detroit	Detroit, 30-31	64,379
1/4/15*	Dallas	Dallas, 24-20	91,410
12/26/16	Dallas	Dallas, 42-21	92,885
9/30/18	Dallas	Dallas, 26-24	90,155
11/17/19	Detroit	Dallas, 35-27	61,801

* NFC Wild Card Playoffs

**NFC Divisional Playoffs

Green Bay Packers

(Green Bay Leads Series, 20-17)

Regular Season: 13-16 Postseason: 4-4

Date	Site	Winner-Score	Att.
11/13/60	Green Bay	Green Bay, 7-41	32,294
11/29/64	Dallas	Green Bay, 21-45	44,975
10/24/65	Milwaukee	Green Bay, 3-13	48,311
1/1/67*	Dallas	Green Bay, 27-34	75,504
12/31/67*	Green Bay	Green Bay, 17-21	50,861
10/28/68	Dallas	Green Bay, 17-28	74,604
11/26/70	Dallas	Dallas, 16-3	67,182

10/1/72	Milwaukee	Green Bay, 13-16	47,103
11/19/75	Dallas	Green Bay, 17-19	64,934
11/12/78	Milwaukee	Dallas, 42-14	55,256
9/28/80	Milwaukee	Dallas, 28-7	54,776
1/16/83**	Dallas	Dallas, 37-26	63,972
9/23/84	Dallas	Dallas, 20-6	64,222
10/8/89	Green Bay	Green Bay, 13-31	56,656
12/24/89	Dallas	Green Bay, 10-20	41,265
10/6/91	Milwaukee	Dallas, 20-17	53,695
10/3/93	Dallas	Dallas, 36-14	63,568
1/16/94\$	Dallas	Dallas, 27-17	64,790
11/24/94	Dallas	Dallas, 42-31	64,597
1/8/95\$	Dallas	Dallas, 35-9	64,745
10/8/95	Dallas	Dallas, 34-24	64,806
1/14/96#	Dallas	Dallas, 38-27	65,135
11/18/96	Dallas	Dallas, 21-6	65,032
11/23/97	Green Bay	Green Bay, 17-45	60,111
11/14/99	Dallas	Dallas, 27-13	64,634
10/24/04	Green Bay	Green Bay, 20-41	70,679
11/29/07	Dallas	Dallas, 37-27	64,167
9/21/08	Green Bay	Dallas, 27-16	71,113
11/15/09	Green Bay	Green Bay, 7-17	70,894
11/7/10	Green Bay	Green Bay, 7-45	70,913
12/15/13	Dallas	Green Bay, 36-37	91,054
11/11/15\$	Green Bay	Green Bay, 21-26	79,704
12/13/15	Green Bay	Green Bay, 7-28	78,369
10/16/16	Green Bay	Dallas, 30-16	78,481
1/15/17\$	Dallas	Green Bay, 31-34	93,396
10/8/17	Dallas	Green Bay, 31-35	93,329
10/6/19	Dallas	Green Bay, 24-34	93,024

\$NFC Divisional Playoffs

#NFC Championship Game

*NFL Championship Game

**Super Bowl Tournament

Houston Texans

(Dallas Leads Series, 3-2)

Regular Season: 3-2

Date	Site	Winner-Score	Att.
9/8/02	Houston	Houston, 10-19	69,604
10/15/06	Dallas	Dallas, 34-6	63,186
9/26/10	Houston	Dallas, 27-13	71,456
10/5/14	Dallas	Dallas 20-17 (OT)	91,159
10/7/18	Houston	Houston, 16-19 (OT)	72,008

Indianapolis Colts

(Dallas Leads Series, 10-7)

Regular Season: 10-6 Postseason: 0-1

Date	Site	Winner-Score	Att.
10/30/60	Dallas	Baltimore, 7-45	25,500
12/3/67	Baltimore	Baltimore, 17-23	60,238
12/13/69	Dallas	Dallas, 27-10	63,191
1/17/71*	Miami	Baltimore, 13-16	80,055
10/15/72	Baltimore	Dallas, 21-0	58,992
9/26/76	Dallas	Dallas, 30-27	64,237
9/4/78	Dallas	Dallas, 38-0	64,224
12/6/81	Baltimore	Dallas, 37-13	54,871
10/28/84	Dallas	Dallas, 22-3	58,724
10/10/93	Indianapolis	Dallas, 27-3	60,453
9/15/96	Dallas	Indianapolis, 24-25	63,021
10/31/99	Indianapolis	Indianapolis, 24-34	56,860
11/17/02	Indianapolis	Indianapolis, 3-20	57,057
11/19/06	Dallas	Dallas, 21-14	63,207
12/5/10	Indianapolis	Dallas, 38-35 (OT)	67,471
12/21/14	Dallas	Dallas, 42-7	91,899
12/16/18	Indianapolis	Indianapolis, 0-23	66,654

*Super Bowl V, Jan. 17, 1971

Jacksonville Jaguars

(Dallas Leads Series, 4-3)

Regular Season: 4-3

Date	Site	Winner-Score	Att.
10/19/97	Dallas	Dallas, 26-22	64,464
10/29/00	Dallas	Jacksonville, 17-23 (OT)	63,554
11/24/02	Dallas	Dallas, 21-19	62,204
9/10/06	Jacksonville	Jacksonville, 17-24	67,164
10/31/10	Dallas	Jacksonville, 17-35	81,395
11/9/14	Jack. (Lon.)	Dallas, 31-17	83,603
10/14/18	Dallas	Dallas, 40-7	90,767

Kansas City Chiefs

(Dallas Leads Series, 7-4)

Regular Season: 7-4

Date	Site	Winner-Score	Att.
10/25/70	Kansas City	Dallas, 27-16	51,158
11/10/75	Dallas	Kansas City, 31-34	63,539
11/20/83	Dallas	Dallas, 41-21	64,103
10/22/89	Kansas City	Kansas City, 28-36	76,841
10/18/92	Dallas	Dallas, 17-10	64,115
11/23/95	Dallas	Dallas, 24-12	64,901
12/13/98	Kansas City	Kansas City, 17-20	77,697
12/11/05	Dallas	Dallas, 31-28	63,432
10/11/09	Kansas City	Dallas, 26-20 (OT)	71,214
9/15/13	Kansas City	Kansas City, 16-17	76,952
11/5/17	Dallas	Dallas, 28-17	93,273
11/21/17	Kansas City	Kansas City, 9-19	73,494

Las Vegas Raiders

(Las Vegas Leads Series, 7-6)

Regular Season: 6-7

Date	Site	Winner-Score	Att.
12/14/74	Oakland	Oakland, 23-27	45,850
12/7/80	Oakland	Dallas, 19-13	53,194
10/23/83	Dallas	Los Angeles, 38-40	64,991
11/9/86	Dallas	Los Angeles, 13-17	61,706
10/25/92	Los Angeles	Dallas, 28-13	91,505
11/19/95	Oakland	Dallas, 34-21	54,092
9/27/98	Dallas	Oakland, 12-13	63,544
10/7/01	Oakland	Oakland, 21-28	61,535
10/2/05	Oakland	Oakland, 13-19	62,400
11/26/09	Dallas	Dallas, 24-7	83,489
11/28/13	Dallas	Dallas, 31-24	87,572
12/17/17	Oakland	Dallas, 20-17	55,372
11/25/21	Dallas	Las Vegas, 33-36 (OT)	93,483

Los Angeles Chargers

(Dallas Leads Series, 7-5)

Regular Season: 7-5

Date	Site	Winner-Score	Att.
11/5/72	San Diego	Dallas, 34-28	54,476
10/26/80	Dallas	Dallas, 42-31	60,639
11/13/83	San Diego	San Diego, 23-24	46,192
11/16/86	San Diego	Dallas, 24-21	55,622
9/9/90	Dallas	Dallas, 17-14	48,063
10/15/95	San Diego	Dallas, 23-9	62,664
9/23/01	Dallas	San Diego, 21-32	63,430
9/11/05	San Diego	Dallas, 28-24	67,679
12/13/09	Dallas	San Diego, 17-20	90,552
9/29/13	San Diego	San Diego, 21-30	68,601
11/23/17	Dallas	San Diego, 6-28	93,012
9/19/21	Los Angeles	Dallas, 20-17	70,240

Los Angeles Rams

(The Series is Tied 18-18)

Regular Season: 14-13 Postseason: 4-5

Date	Site	Winner-Score	Att.
11/6/60	Dallas	Los Angeles, 13-38	16,000
9/30/62	Los Angeles	Dallas, 27-17	26,907
10/1/67	Dallas	Los Angeles, 13-35	75,229
11/23/69	Los Angeles	Los Angeles, 23-24	79,105
11/25/71	Dallas	Dallas, 28-21	66,595
10/14/73	Los Angeles	Los Angeles, 31-37	81,428
12/23/73*	Dallas	Dallas, 27-16	64,291
9/21/75	Dallas	Dallas, 18-7	49,091
1/4/76**	Los Angeles	Dallas, 37-7	84,483
12/19/76*	Dallas	Los Angeles, 12-14	62,436
9/17/78	Los Angeles	Los Angeles, 14-27	65,749
1/7/79**	Los Angeles	Dallas, 28-0	67,470
10/14/79	Dallas	Dallas, 30-6	64,462
12/30/79*	Dallas	Los Angeles, 19-21	64,792
12/15/80	Los Angeles	Los Angeles, 14-38	62,548
12/28/80\$	Dallas	Dallas, 34-13	64,533
10/18/81	Dallas	Dallas, 29-17	64,649
12/26/83\$	Dallas	Los Angeles, 17-24	43,521
9/3/84	Los Angeles	Dallas, 20-13	65,403
1/4/86*	Los Angeles	Los Angeles, 0-20	66,351
12/7/86	Los Angeles	Los Angeles, 10-29	64,949
12/21/87	Los Angeles	Dallas, 29-21	60,700
12/3/89	Dallas	Los Angeles, 31-35	46,100
11/18/90	Los Angeles	Dallas, 24-21	58,589
11/15/92	Dallas	Los Angeles, 23-27	63,690
9/29/02	St. Louis	Dallas, 13-10	66,165
1/1/06	Dallas	St. Louis, 10-20	63,131
9/30/07	Dallas	Dallas, 35-7	62,861
10/19/08	St. Louis	St. Louis, 14-34	62,035
10/23/11	Dallas	Dallas, 34-7	81,501
9/22/13	Dallas	Dallas, 31-7	80,848
9/21/14	St. Louis	Dallas, 34-31	58,739
10/1/17	Dallas	Los Angeles, 30-35	91,869
1/12/19*	Los Angeles	Los Angeles, 22-30	77,187
12/15/19	Dallas	Dallas, 44-21	90,436
9/13/20	Los Angeles	Los Angeles, 17-20	

\$NFC Wild Card Game

*NFC Division Playoff Game

**NFC Championship Game

Miami Dolphins

(Dallas Leads Series, 8-7)

Regular Season: 7-7 Postseason: 1-0

Date	Site	Winner-Score	Att.
1/16/72*	New Orleans	Dallas, 24-3	81,035
11/22/73	Dallas	Miami, 7-14	64,100
11/5/78	Miami	Miami, 16-23	69,414
10/25/81	Dallas	Dallas, 28-27	64,221
12/17/84	Miami	Miami, 21-28	74,139
11/22/87	Dallas	Miami, 14-20	56,519
11/19/89	Dallas	Miami, 14-17	56,044
11/25/93	Dallas	Miami, 14-16	60,198
10/27/96	Miami	Dallas, 29-10	75,283
11/25/99	Dallas	Dallas, 20-0	64,328
11/27/03	Dallas	Miami, 21-40	64,101
9/16/07	Miami	Dallas, 37-20	71,615
11/24/11	Dallas	Dallas, 20-19	87,418
11/22/15	Miami	Dallas, 24-14	65,115
9/22/19	Dallas	Dallas, 31-6	90,127

*Super Bowl VI, Jan. 16, 1972

Minnesota Vikings

(Dallas Leads Series, 18-15)

Regular Season: 14-12 Postseason: 4-3

Date	Site	Winner-Score	Att.
9/24/61	Dallas	Dallas, 21-7	20,500
10/8/61	Minnesota	Dallas, 28-0	33,070
9/25/66	Dallas	Dallas, 28-17	64,116
10/20/68	Minnesota	Dallas, 20-7	47,644
10/18/70	Minnesota	Minnesota, 13-54	47,900
12/25/71*	Minnesota	Dallas, 20-12	49,100
12/30/73**	Dallas	Minnesota, 10-27	64,524
10/6/74	Dallas	Minnesota, 21-23	57,847
12/28/75*	Minnesota	Dallas, 17-14	48,341
9/18/77	Minnesota	Dallas, 16-10 (OT)	47,678
1/1/78**	Dallas	Dallas, 23-6	61,968
10/26/78	Dallas	Minnesota, 10-21	61,848
10/7/79	Minnesota	Dallas, 36-20	47,572
1/3/83	Minnesota	Minnesota, 27-31	60,007
10/2/83	Minnesota	Dallas, 37-24	60,774
11/26/87	Dallas	Minnesota, 38-44 (OT)	54,229
11/13/88	Dallas	Minnesota, 3-43	57,830
12/12/93	Minnesota	Dallas, 37-20	63,321
9/17/95	Minnesota	Dallas, 23-17 (OT)	60,088
12/28/96*	Dallas	Dallas, 40-15	64,682
11/26/98	Dallas	Minnesota, 36-46	64,366
11/8/99	Minnesota	Minnesota, 17-27	64,111
1/9/00*	Minnesota	Minnesota, 10-27	64,056
11/23/00	Dallas	Minnesota, 15-27	63,878
9/12/04	Minnesota	Minnesota, 17-35	64,105
10/21/07	Dallas	Dallas, 24-14	63,432
1/17/10*	Minnesota	Minnesota, 3-34	63,547
10/17/10	Minnesota	Minnesota, 21-24	64,120
11/3/13	Dallas	Dallas, 27-23	85,360
12/1/16	Minnesota	Dallas, 17-15	66,860
11/10/19	Dallas	Minnesota, 24-28	91,188
11/22/20	Minnesota	Dallas, 31-28	66,633
10/31/21	Minnesota	Dallas, 20-16	66,633

*NFC Wild Card Game

**NFC Divisional Playoff Game

***NFC Championship Game

New England Patriots

(Dallas Leads Series, 8-6)

Regular Season: 8-6

Date	Site	Winner-Score	Att.
10/24/71	Dallas	Dallas, 44-21	65,708
11/16/75	New England	Dallas, 34-31	60,905
12/3/78	Dallas	Dallas, 17-10	63,263
9/21/81	New England	Dallas, 35-21	60,311
11/22/84	Dallas	Dallas, 20-17	55,341
11/15/87	New England	Dallas, 23-17 (OT)	60,567
12/15/96	Dallas	Dallas, 12-6	64,578
12/5/99	New England	New England, 6-13	58,444
11/16/03	New England	New England, 0-12	68,436
10/14/07	Dallas	New England, 27-48	63,984
10/16/11	New England	New England, 16-20	68,756
10/11/15	Dallas	New England, 6-30	93,054
11/24/19	New England	New England, 9-13	65,878
1/15/87	New England	Dallas, 35-29 (OT)	65,878

New Orleans Saints

(Dallas Leads Series, 18-13)

Regular Season: 18-13

Date	Site	Winner-Score	Att.
10/15/67	Dallas	Dallas, 14-10	52,562
11/12/67	New Orleans	Dallas, 27-10	83,437
11/3/68	New Orleans	Dallas, 17-3	84,728
9/28/69	New Orleans	Dallas, 21-17	79,567
11/9/69	Dallas	Dallas, 33-17	68,282
10/17/71	New Orleans	New Orleans, 14-24	83,088
9/24/73	Dallas	Dallas, 40-3	53,972

9/19/76	New Orleans	Dallas, 24-6	61,413
11/19/78	Dallas	Dallas, 27-7	57,920
12/19/82	Dallas	Dallas, 21-7	64,506
9/25/83	Dallas	Dallas, 21-20	62,136
10/21/84	Dallas	Dallas, 30-27 (OT)	50,966
10/3/88	New Orleans	New Orleans, 17-20	68,474
9/10/89	New Orleans	New Orleans, 0-28	66,977
12/2/90	Dallas	Dallas, 17-13	60,087
12/8/91	Dallas	Dallas, 23-14	64,530
12/19/94	New Orleans	Dallas, 24-16	67,323
12/6/98	New Orleans	New Orleans, 3-22	65,065
12/24/99	New Orleans	New Orleans, 24-31	47,835
12/28/03	New Orleans	New Orleans, 7-13	68,451
12/12/04	Dallas	New Orleans, 13-27	64,056
12/10/06	Dallas	New Orleans, 17-42	63,722
12/19/09	New Orleans	Dallas, 24-17	70,213
11/25/10	Dallas	New Orleans, 27-30	93,985
12/23/12	Dallas	New Orleans, 31-34	92,570
11/10/13	New Orleans	New Orleans, 17-49	73,018
9/28/14	Dallas	Dallas, 38-17	91,176
10/4/15	New Orleans	New Orleans, 20-26 (OT)	73,009
11/29/18	Dallas	Dallas, 13-10	93,004
9/29/19	New Orleans	New Orleans, 10-12	73,086
12/2/21	New Orleans	Dallas, 27-17	69,170

New York Giants

(Dallas Leads Series, 71-47-2)

Regular Season: 71-46-2 Postseason: 0-1

Date	Site	Winner-Score	Att.
12/4/60	New York	Tie, 31-31	55,033
10/15/61	Dallas	New York, 10-31	41,500
10/29/61	New York	Dallas, 17-16	60,254
11/11/62	Dallas	New York, 10-41	45,668
12/16/62	New York	New York, 31-41	62,694
10/20/63	New York	New York, 21-37	62,889
12/1/63	Dallas	New York, 27-34	29,635
10/11/64	Dallas	Tie, 13-13	33,225
11/8/64	New York	Dallas, 31-21	63,031
9/19/65	Dallas	Dallas, 31-2	59,366
12/19/65	New York	Dallas, 38-20	62,871
9/18/66	Dallas	Dallas, 52-7	60,010
12/18/66	New York	Dallas, 17-7	62,735
9/24/67	Dallas	Dallas, 38-24	66,209
11/10/68	Dallas	New York, 21-27	72,163
12/15/68	New York	Dallas, 28-10	62,617
10/27/69	Dallas	Dallas, 25-3	58,964
9/27/70	Dallas	Dallas, 28-10	57,236
11/8/70	New York	New York, 20-23	62,938
10/11/71	Dallas	Dallas, 20-13	68,378
12/12/71	New York	Dallas, 42-14	62,815
9/24/72	New York	Dallas, 23-14	62,725
12/17/72	Dallas	New York, 3-23	64,602
10/21/73	Dallas	Dallas, 45-28	64,898
11/11/73	N. Haven	Dallas, 23-10	70,128
9/29/74	Dallas	New York, 6-14	46,353
10/27/74	N. Haven	Dallas, 21-7	61,191
10/12/75	New York	Dallas, 13-7	56,511
11/30/75	Dallas	Dallas, 14-3	53,329
10/10/76	New York	Dallas, 24-14	76,042
11/7/76	Dallas	Dallas, 9-3	58,870
9/25/77	Dallas	Dallas, 41-21	64,215
11/6/77	New York	Dallas, 24-10	74,532
9/10/78	New York	Dallas, 34-24	73,265
10/8/78	Dallas	Dallas, 24-3	64,869
11/4/79	New York	Dallas, 16-14	76,490
12/2/79	Dallas	Dallas, 28-7	63,787
10/5/80	Dallas	Dallas, 24-3	59,126
11/9/80	New York	New York, 35-38	68,343
9/27/81	Dallas	Dallas, 18-10	63,499
12/19/81	New York	New York, 10-13 (OT)	73,009
9/18/83	Dallas	Dallas, 28-13	62,347
10/30/83	New York	Dallas, 38-20	76,142
9/9/84	New York	New York, 7-28	75,921
11/4/84	Dallas	New York, 7-19	60,235
10/6/85	New York	Dallas, 30-29	74,981

12/15/85	Dallas	Dallas, 28-21	62,310
9/8/86	Dallas	Dallas, 31-28	59,804
11/2/86	New York	New York, 14-17	74,871
9/20/87	New York	Dallas, 16-14	73,426
11/2/87	Dallas	Dallas, 33-24	55,730
9/18/88	Dallas	New York, 10-12	55,325
11/6/88	New York	New York, 21-29	75,826
10/1/89	Dallas	New York, 13-30	51,785
12/16/89	New York	New York, 0-15	72,141
9/16/90	Dallas	New York, 7-28	61,090
9/30/90	New York	New York, 17-31	75,923
9/29/91	Dallas	Dallas, 21-16	64,010
11/17/91	New York	New York, 9-22	76,410
9/13/92	New York	Dallas, 34-28	76,430
11/26/92	Dallas	Dallas, 30-3	62,416
11/7/93	Dallas	Dallas, 31-9	64,735
12/2/94	New York	Dallas, 16-13 (OT)	77,356
11/7/94	Dallas	Dallas, 38-10	64,836
12/24/94	New York	New York, 10-15	66,943
9/4/95	New York	Dallas, 35-0	77,454
12/17/95	Dallas	Dallas, 21-0	64,400
9/8/96	Dallas	Dallas, 27-0	63,069
11/24/96	New York	New York, 6-20	77,081
10/5/97	New York	New York, 17-20	77,137
12/21/97	Dallas	New York, 7-20	63,746
9/21/98	New York	Dallas, 31-7	78,039
11/8/98	Dallas	Dallas, 16-6	64,316
10/18/99	New York	New York, 10-13	78,204
1/2/00	Dallas	Dallas, 26-18	63,767
10/15/00	New York	New York, 14-19	78,189
12/17/00	Dallas	New York, 13-17	61,311
11/4/01	New York	New York, 24-27 (OT)	78,673
12/9/01	Dallas	Dallas, 20-13	61,821
10/6/02	Dallas	New York, 17-21	63,447
12/15/02	New York	New York, 7-37	78,698
9/15/03	New York	Dallas, 35-32 (OT)	78,907
12/21/03	Dallas	Dallas, 19-3	64,118
10/10/04	Dallas	New York, 10-26	64,018
1/2/05	New York	New York, 24-28	78,500
10/16/05	Dallas	Dallas, 16-13 (OT)	62,278
12/4/05	New York	New York, 10-17	78,645
10/23/06	Dallas	New York, 22-36	63,512
12/3/06	New York	Dallas, 23-20	78,666
9/9/07	Dallas	Dallas, 45-35	63,031
11/11/07	New York	Dallas, 31-20	78,964
1/13/08*	Dallas	New York, 17-21	63,660
11/2/08	New York	New York, 14-35	78,826
12/14/08	Dallas	Dallas, 20-8	63,776
9/20/09	Dallas	New York, 31-33	105,121
12/16/09	New York	New York, 24-31	79,244
10/25/10	Dallas	New York, 35-41	91,375
11/14/10	New York	Dallas, 33-20	80,851
12/11/11	Dallas	New York, 34-37	92,952
1/1/12	New York	New York, 14-31	81,077
9/5/12	New York	Dallas, 27-14	82,287
10/28/12	Dallas	New York, 24-29	94,067
9/8/13	Dallas	Dallas, 31-6	85,348
11/24/13	New York	Dallas, 24-21	80,499
10/19/14	Dallas	Dallas, 31-21	91,028
11/23/14	New York	Dallas, 31-28	80,520
9/13/15	Dallas	Dallas, 27-26	93,579
10/25/15	New York	New York, 20-27	80,319
9/11/16	Dallas	New York, 19-20	92,867
12/11/16	New York	New York, 7-10	80,874
9/10/17	Dallas	Dallas, 19-3	93,183
12/10/17	New York	Dallas, 30-10	78,125
9/16/18	Dallas	Dallas, 20-13	90,512
12/30/18	New York	Dallas, 36-35	77,750
9/8/19	Dallas	Dallas, 35-17	90,353
11/4/19	New York	Dallas 37-18	76,107
10/11/20	Dallas	Dallas, 37-34	25,021
1/3/21	New York	New York, 19-23	
10/10/21	Dallas	Dallas 44-20	93,476
12/19/21	New York	Dallas, 21-6	77,413

*NFC Divisional Playoffs

New York Jets (Dallas Leads Series, 7-5) Regular Season: 7-5			
Date	Site	Winner-Score	Att.
12/4/71	Dallas	Dallas, 52-10	66,689
12/21/75	New York	Dallas, 31-21	37,279
12/17/78	New York	Dallas, 30-7	52,532
10/4/87	New York	Dallas, 38-24	12,370
11/4/90	New York	New York, 9-24	68,086
12/18/93	New York	Dallas, 28-7	73,233
12/19/99	Dallas	New York, 21-22	64,271
9/28/03	New York	Dallas, 17-6	77,863
11/22/07	Dallas	Dallas, 34-3	63,315
9/11/11	New York	New York, 24-27	78,702
12/19/15	Dallas	New York, 16-19	90,345
10/13/19	New York	New York, 22-24	78,523

Philadelphia Eagles (Dallas Leads Series, 72-54) Regular Season: 69-53 Postseason: 3-1			
Date	Site	Winner-Score	Att.
9/30/60	Dallas	Philadelphia, 25-27	18,500
10/22/61	Dallas	Philadelphia, 7-43	25,000
11/26/61	Philadelphia	Philadelphia, 13-35	60,127
10/14/62	Dallas	Dallas, 41-19	18,645
11/25/62	Philadelphia	Philadelphia, 14-28	58,070
10/6/63	Philadelphia	Philadelphia, 21-24	60,671
11/17/63	Dallas	Dallas, 27-20	23,694
11/15/64	Dallas	Philadelphia, 14-17	55,972
12/6/64	Philadelphia	Philadelphia, 14-24	60,671
10/10/65	Dallas	Philadelphia, 24-35	56,249
12/5/65	Philadelphia	Dallas, 21-19	54,714
10/9/66	Dallas	Dallas, 56-7	69,372
11/6/66	Philadelphia	Philadelphia, 23-24	60,658
10/29/67	Philadelphia	Philadelphia, 14-21	60,740
10/12/67	Dallas	Dallas, 38-17	55,834
9/29/68	Philadelphia	Dallas, 45-13	60,858
10/13/68	Dallas	Dallas, 34-14	72,083
10/5/69	Philadelphia	Dallas, 38-7	60,658
10/19/69	Dallas	Dallas, 49-14	71,509
9/20/70	Philadelphia	Dallas, 17-7	59,728
11/1/70	Dallas	Dallas, 21-17	55,736
9/26/71	Philadelphia	Dallas, 42-7	65,358
11/14/71	Dallas	Dallas, 20-7	60,178
9/17/72	Dallas	Dallas, 28-6	55,850
11/19/72	Philadelphia	Dallas, 28-7	65,720
10/28/73	Philadelphia	Philadelphia, 16-30	65,954
11/18/73	Dallas	Dallas, 31-10	61,985
9/23/74	Philadelphia	Philadelphia, 10-13	64,088
10/20/74	Dallas	Dallas, 31-24	43,586
10/26/75	Philadelphia	Dallas, 20-17	64,889
11/23/75	Dallas	Dallas, 27-17	57,893
9/12/76	Dallas	Dallas, 27-7	54,052
12/5/76	Philadelphia	Dallas, 26-7	55,072
10/23/77	Philadelphia	Dallas, 16-10	65,507
12/4/77	Dallas	Dallas, 24-14	60,289
10/22/78	Dallas	Dallas, 14-7	60,525
12/10/78	Philadelphia	Dallas, 31-13	64,667
11/12/79	Dallas	Philadelphia, 21-31	62,417
12/8/79	Philadelphia	Dallas, 24-17	71,434
10/19/80	Philadelphia	Philadelphia, 10-17	70,696
12/21/80	Dallas	Dallas, 35-27	62,548
1/11/81**	Philadelphia	Philadelphia, 7-20	70,696
11/1/81	Philadelphia	Dallas, 17-14	72,111
12/13/81	Dallas	Dallas, 21-10	64,955
12/26/82	Dallas	Philadelphia, 20-24	46,199
10/16/83	Dallas	Dallas, 37-7	63,070
11/6/83	Philadelphia	Dallas, 27-20	71,236
9/16/84	Dallas	Dallas, 23-17	64,521
12/2/84	Philadelphia	Dallas, 26-10	66,322
10/20/85	Philadelphia	Philadelphia, 14-16	70,114
11/24/85	Dallas	Dallas, 34-17	54,047
10/19/86	Philadelphia	Dallas, 17-14	68,572

STAFF

PLAYERS

2021 SEASON

RECORDS

PLAYOFF RECORDS

OPPONENTS

SIDELINES

Philadelphia, cont.

12/14/86	Dallas	Philadelphia, 21-23	46,117
10/11/87	Dallas	Dallas, 41-22	40,622
10/25/87	Philadelphia	Philadelphia, 20-37	61,630
10/23/88	Philadelphia	Philadelphia, 23-24	66,309
12/18/88	Dallas	Philadelphia, 7-23	46,131
11/23/89	Dallas	Philadelphia, 0-27	54,444
12/10/89	Philadelphia	Philadelphia, 10-20	59,842
10/28/90	Dallas	Philadelphia, 20-21	62,605
12/23/90	Philadelphia	Philadelphia, 3-17	63,895
9/15/91	Dallas	Philadelphia, 0-24	62,656
12/15/91	Philadelphia	Dallas, 25-13	65,854
10/5/92	Philadelphia	Philadelphia, 7-31	66,572
11/1/92	Dallas	Dallas, 20-10	65,012
1/10/93*	Dallas	Dallas, 34-10	63,721
10/31/93	Philadelphia	Dallas, 23-10	61,912
12/6/93	Dallas	Dallas, 23-17	64,521
10/16/94	Dallas	Dallas, 24-13	64,703
12/4/94	Philadelphia	Dallas, 31-19	65,947
11/6/95	Dallas	Dallas, 34-12	64,876
12/10/95	Philadelphia	Philadelphia, 17-20	66,198
1/7/96*	Dallas	Dallas, 30-11	64,371
9/30/96	Philadelphia	Dallas, 23-19	67,201
11/3/96	Dallas	Philadelphia, 21-31	64,952
9/15/97	Dallas	Dallas, 21-20	63,942
10/26/97	Philadelphia	Philadelphia, 12-13	67,106
11/2/98	Philadelphia	Dallas, 34-0	67,002
12/20/98	Dallas	Dallas, 13-9	62,722
10/10/99	Philadelphia	Philadelphia, 10-13	66,669
12/12/99	Dallas	Dallas, 20-10	64,086
9/3/00	Dallas	Philadelphia, 14-41	62,872
11/5/00	Philadelphia	Philadelphia, 13-16 (OT)	65,636
9/30/01	Philadelphia	Philadelphia, 18-40	66,621
11/18/01	Dallas	Philadelphia, 3-36	63,204
9/22/02	Philadelphia	Philadelphia, 13-44	65,537
12/21/02	Dallas	Philadelphia, 3-27	63,209
10/12/03	Dallas	Dallas, 23-21	63,648
12/7/03	Philadelphia	Philadelphia, 10-36	69,773
11/15/04	Dallas	Philadelphia, 21-49	64,190
12/19/04	Philadelphia	Philadelphia, 7-12	67,723
10/9/05	Dallas	Dallas, 33-10	63,199
11/14/05	Philadelphia	Dallas, 21-20	67,739
10/8/06	Philadelphia	Philadelphia, 24-38	69,268
12/25/06	Dallas	Philadelphia, 7-23	62,839
11/4/07	Philadelphia	Dallas, 38-17	67,888
12/16/07	Dallas	Philadelphia, 6-10	63,777
9/15/08	Dallas	Dallas, 41-37	63,472
12/28/08	Philadelphia	Philadelphia, 6-44	69,144
11/8/09	Philadelphia	Dallas, 20-16	69,144
13/10/09	Dallas	Dallas, 24-0	100,621
1/9/10S	Dallas	Dallas, 34-14	92,951
12/12/10	Dallas	Philadelphia, 27-30	85,673
1/2/11	Philadelphia	Dallas, 14-13	69,144
10/30/11	Philadelphia	Philadelphia 7-34	69,144
12/24/11	Dallas	Philadelphia 7-20	84,432
11/11/12	Philadelphia	Dallas, 38-23	69,144
12/2/12	Dallas	Dallas, 38-33	81,851
10/20/13	Philadelphia	Dallas, 17-3	69,144
12/29/13	Dallas	Philadelphia, 22-24	91,166
11/27/14	Dallas	Philadelphia, 10-33	91,379
12/14/14	Philadelphia	Dallas, 38-27	69,596
9/20/15	Philadelphia	Dallas, 20-10	69,296
11/8/15	Dallas	Philadelphia, 27-33 (OT)	91,827
10/30/16	Dallas	Dallas, 29-23 (OT)	93,103
1/1/17	Philadelphia	Philadelphia, 13-27	69,596
11/19/17	Dallas	Philadelphia, 9-37	93,247
12/31/17	Philadelphia	Dallas, 6-0	69,596
11/11/18	Philadelphia	Dallas, 27-20	69,696
12/9/18	Dallas	Dallas, 29-23 (OT)	93,127
10/20/19	Dallas	Dallas, 37-10	91,213
12/22/19	Philadelphia	Philadelphia, 9-17	69,796
11/1/20	Philadelphia	Philadelphia, 9-23	
12/27/20	Dallas	Dallas, 37-17	30,131
9/27/21	Dallas	Dallas, 41-21	93,267
1/8/22	Philadelphia	Dallas 51-26	69,796

\$NFC Wild Card Game

*NFC Divisional Playoffs

**NFC Championship Game

Pittsburgh Steelers
(Dallas Leads Series, 17-16)

Regular Season: 16-14 Postseason: 1-2

Date	Site	Winner-Score	Att.
9/24/60	Dallas	Pittsburgh, 28-35	30,000
9/17/61	Dallas	Dallas, 27-24	23,500
11/12/61	Pittsburgh	Pittsburgh, 7-37	17,519
9/23/62	Dallas	Pittsburgh, 28-30	19,478
10/21/62	Pittsburgh	Dallas, 42-27	23,106
10/27/63	Pittsburgh	Pittsburgh, 21-27	19,047
12/8/63	Dallas	Pittsburgh, 19-24	24,136
9/27/64	Pittsburgh	Pittsburgh, 17-23	35,594
12/13/64	Dallas	Dallas, 17-14	35,271
10/31/65	Pittsburgh	Pittsburgh, 13-22	37,804
11/14/65	Dallas	Dallas, 24-17	57,293
10/30/66	Dallas	Dallas, 52-21	58,453
11/20/66	Pittsburgh	Dallas, 20-7	42,185
10/22/67	Pittsburgh	Dallas, 24-21	39,641
12/8/68	Dallas	Dallas, 28-7	55,069
12/7/69	Pittsburgh	Dallas, 10-7	24,990
10/8/72	Dallas	Dallas, 17-13	65,682
1/18/76*	Miami	Pittsburgh, 17-21	80,187
11/20/77	Pittsburgh	Pittsburgh, 13-28	49,761
1/21/79**	Miami	Pittsburgh, 31-35	78,656
10/28/79	Pittsburgh	Pittsburgh, 3-14	50,199
9/13/82	Dallas	Pittsburgh, 28-36	63,431
10/13/85	Dallas	Dallas, 27-13	62,932
9/4/88	Pittsburgh	Pittsburgh, 21-24	56,813
11/28/91	Dallas	Dallas, 20-10	62,253
9/4/94	Pittsburgh	Dallas, 26-9	60,156
1/28/96S	Arizona	Dallas, 27-17	76,347
8/31/97	Pittsburgh	Dallas, 37-7	60,396
10/17/04	Dallas	Pittsburgh, 20-24	64,162
12/7/08	Pittsburgh	Pittsburgh, 13-20	60,594
12/16/12	Dallas	Dallas, 27-24 (OT)	95,595
11/13/16	Pittsburgh	Dallas, 35-30	67,737
11/8/20	Dallas	Pittsburgh, 24-19	31,700

*Super Bowl X, Jan. 18, 1976

**Super Bowl XIII, Jan. 21, 1979

SSuper Bowl XXX, Jan. 28, 1996

San Francisco 49ers
(Dallas Leads Series, 19-18-1)

Regular Season: 14-15-1 Postseason: 5-3

Date	Site	Winner-Score	Att.
11/20/60	Dallas	San Francisco, 14-26	10,000
11/10/63	San Francisco	San Francisco, 24-31	29,563
11/7/65	Dallas	Dallas, 39-31	33,677
12/16/67	San Francisco	San Francisco, 16-24	27,182
11/27/69	Dallas	Tie, 24-24	62,348
1/3/71***	San Francisco	Dallas, 17-10	59,625
1/2/72***	Dallas	Dallas, 14-3	66,311
11/23/72	Dallas	San Francisco, 10-31	65,124
12/23/72**	San Francisco	Dallas, 30-28	61,214
11/10/74	Dallas	Dallas, 20-14	50,018
12/12/77	San Francisco	Dallas, 42-35	55,848
9/9/79	San Francisco	Dallas, 21-13	56,728
10/12/80	Dallas	Dallas, 59-14	63,399
10/11/81	San Francisco	San Francisco, 14-45	57,574
1/10/82***	San Francisco	San Francisco, 27-28	60,525
12/19/83	San Francisco	San Francisco, 17-42	59,957
12/22/85	San Francisco	San Francisco, 16-31	60,114
10/15/89	Dallas	San Francisco, 14-31	61,077
11/1/90	Dallas	San Francisco, 6-24	62,966
1/17/93***	San Francisco	Dallas, 30-20	64,920
10/17/93	Dallas	Dallas, 26-17	65,099
1/23/94***	Dallas	Dallas, 38-21	64,902
11/13/94	San Francisco	San Francisco, 14-21	69,014
1/15/95***	San Francisco	San Francisco, 28-38	69,125
11/12/95	Dallas	San Francisco, 20-38	65,180
11/10/96	San Francisco	Dallas, 20-17 (OT)	68,919
11/2/97	San Francisco	San Francisco, 10-17	68,657
9/24/00	Dallas	San Francisco, 24-41	64,127
12/30/01	Dallas	Dallas, 27-21	64,366
12/8/02	Dallas	San Francisco, 27-31	64,097

9/25/05	San Francisco	Dallas, 34-31	68,247
11/23/08	Dallas	Dallas, 35-22	63,272
9/18/11	San Francisco	Dallas, 27-24 (OT)	69,732
9/7/14	Dallas	San Francisco, 17-28	91,174
10/2/16	San Francisco	Dallas, 27-17	70,128
10/22/17	San Francisco	Dallas, 40-10	70,133
12/20/20	Dallas	Dallas, 41-33	30,092
1/16/22*	Dallas	San Francisco, 17-23	93,470

*NFC Wild Card Playoff Game

**NFC Divisional Playoff Game

***NFC Championship Game

Seattle Seahawks

(Dallas Leads Series, 11-10)

Regular Season: 10-9 Postseason: 1-1

Date	Site	Winner-Score	Att.
10/3/76	Seattle	Dallas, 28-13	62,027
11/27/80	Dallas	Dallas, 51-7	57,540
12/4/83	Seattle	Dallas, 35-10	63,352
11/27/86	Dallas	Seattle, 14-31	58,023
10/11/92	Dallas	Dallas, 27-0	62,311
11/22/98	Dallas	Dallas, 30-21	64,142
12/16/01	Seattle	Seattle, 3-29	63,366
10/27/02	Dallas	Seattle, 14-17	63,854
12/6/04	Seattle	Dallas, 43-39	68,093
10/23/05	Seattle	Seattle, 10-13	67,046
1/6/07*	Seattle	Seattle, 20-21	68,058
11/27/08	Dallas	Dallas, 34-9	63,253
11/1/09	Dallas	Dallas, 38-17	80,886
11/6/11	Dallas	Dallas, 23-13	81,501
9/16/12	Seattle	Seattle, 7-27	98,008
10/12/14	Seattle	Dallas, 30-23	68,432
11/1/15	Dallas	Seattle, 12-13	91,486
12/24/17	Dallas	Seattle, 12-21	92,150
9/23/18	Seattle	Seattle, 13-24	69,047
1/5/19*	Dallas	Dallas, 24-22	94,327
9/27/20	Seattle	Seattle, 31-38	

*NFC Wild Card Playoffs

Tampa Bay Buccaneers

(Dallas Leads Series, 15-5)

Regular Season: 13-5 Postseason: 2-0

Date	Site	Winner-Score	Att.
10/2/77	Dallas	Dallas, 23-7	55,316
9/21/80	Dallas	Dallas, 28-17	62,750
1/2/82*	Dallas	Dallas, 38-0	64,848
11/21/82	Dallas	Dallas, 14-9	49,578
1/9/83**	Dallas	Dallas, 30-17	65,042
10/9/83	Dallas	Dallas, 27-24 (OT)	63,308
10/7/90	Dallas	Dallas, 14-10	60,076
10/21/90	Tampa	Dallas, 17-13	68,315
12/3/00	Tampa	Tampa Bay, 7-27	65,621
9/9/01	Dallas	Tampa Bay, 6-10	61,521
10/26/03	Tampa	Tampa Bay, 0-16	65,602
11/23/06	Dallas	Dallas, 38-10	63,183
10/26/08	Dallas	Dallas, 13-9	63,254
9/13/09	Tampa	Dallas, 34-21	63,806
12/17/11	Tampa	Dallas, 31-15	65,162
9/23/12	Dallas	Dallas, 16-10	81,984
11/15/15	Tampa	Tampa Bay, 6-10	64,133
12/18/16	Dallas	Dallas, 26-20	93,101
12/23/18	Dallas	Dallas, 27-20	92,851
9/9/21	Tampa Bay	Tampa Bay, 29-31	65,556

*NFC Divisional Playoff

**Super Bowl Tournament

Tennessee Titans

(Dallas Leads Series, 8-7)

Regular Season: 8-7

Date	Site	Winner-Score	Att.
12/20/70	Dallas	Dallas, 52-10	50,504
11/24/74	Houston	Dallas, 10-0	49,775
11/22/79	Dallas	Houston, 24-30	63,897

12/13/82	Houston	Dallas, 37-7	51,808
9/29/85	Houston	Dallas, 17-10	49,686
11/24/88	Dallas	Houston, 17-25	50,845
11/10/91	Houston	Houston, 23-26 (OT)	63,001
9/11/94	Dallas	Dallas, 20-17	64,402
11/27/97	Dallas	Tennessee, 14-27	63,421
12/25/00	Tennessee	Tennessee, 0-31	68,498
9/15/02	Dallas	Dallas, 21-13	62,527
10/1/06	Tennessee	Dallas, 45-14	69,143
10/10/10	Dallas	Tennessee, 27-34	90,616
9/14/14	Tennessee	Dallas, 26-10	69,143
11/5/18	Tennessee	Tennessee, 14-28	90,466

Washington Commanders

(Dallas Leads Series, 75-47-2)

Regular Season: 75-45-2 Postseason: 0-2

Date	Site	Winner-Score	Att.
10/9/60	Washington	Washington, 14-26	21,142
11/19/61	Dallas	Tie, 28-28	17,500
12/17/61	Washington	Washington, 24-34	21,451
9/16/62	Dallas	Tie, 35-35	15,730
11/4/62	Washington	Dallas, 38-10	49,888
9/29/63	Washington	Washington, 17-21	40,101
11/3/63	Dallas	Dallas, 35-20	18,838
9/20/64	Dallas	Dallas, 24-18	25,159
11/22/64	Washington	Washington, 16-28	49,219
9/26/65	Dallas	Dallas, 27-7	61,577
11/28/65	Washington	Washington, 31-34	50,205
11/13/66	Washington	Dallas, 31-30	50,927
12/11/66	Dallas	Washington, 31-34	64,198
10/8/67	Washington	Dallas, 17-14	50,566
11/19/67	Dallas	Washington, 20-27	75,538
11/17/68	Washington	Dallas, 29-20	66,076
11/28/68	Dallas	Dallas, 44-24	50,816
11/16/69	Washington	Dallas, 41-28	50,474
12/21/69	Dallas	Dallas, 20-10	56,924
11/22/70	Washington	Dallas, 45-21	50,415
12/6/70	Dallas	Dallas, 34-0	57,936
10/3/71	Dallas	Washington, 16-20	72,000
11/21/71	Washington	Dallas, 13-0	53,041
10/22/72	Washington	Washington, 20-24	53,039
12/9/72	Dallas	Dallas, 34-24	65,136
12/31/72*	Washington	Washington, 3-26	53,129
10/8/73	Washington	Washington, 7-14	54,314
12/9/73	Dallas	Dallas, 27-7	64,458
11/17/74	Washington	Washington, 21-28	54,395
11/28/74	Dallas	Dallas, 24-23	63,243
11/27/75	Washington	Washington, 24-30 (OT)	55,004
12/13/75	Dallas	Dallas, 31-10	61,091
10/31/76	Washington	Dallas, 20-7	55,004
12/12/76	Dallas	Washington, 14-27	59,916
10/16/77	Dallas	Dallas, 34-16	62,115
11/27/77	Washington	Dallas, 14-7	55,031
10/2/78	Washington	Washington, 5-9	55,031
11/23/78	Dallas	Dallas, 37-10	64,905
11/18/79	Washington	Washington, 20-34	55,031
12/16/79	Dallas	Dallas, 35-34	62,867
9/8/80	Washington	Dallas, 17-3	55,045
11/23/80	Dallas	Dallas, 14-10	58,809
9/6/81	Washington	Dallas, 26-10	55,045
11/22/81	Dallas	Dallas, 24-10	64,583
12/5/82	Washington	Dallas, 24-10	54,633
1/22/83*	Washington	Washington, 17-31	55,045
9/5/83	Washington	Dallas, 31-30	55,045
12/11/83	Dallas	Washington, 10-31	65,074
10/14/84	Washington	Washington, 14-34	55,431
12/9/84	Dallas	Washington, 28-30	64,286
9/9/85	Dallas	Dallas, 44-14	62,292
11/10/85	Washington	Dallas, 13-7	55,750
10/12/86	Dallas	Dallas, 30-6	63,264
11/23/86	Washington	Washington, 14-41	55,642
10/19/87	Dallas	Washington, 7-13	60,415
12/13/87	Washington	Washington, 20-24	54,882
10/9/88	Dallas	Washington, 17-35	63,235
12/11/88	Washington	Dallas, 24-17	51,526

Washington, cont.

9/24/89	Dallas	Washington, 7-30	63,200
11/5/89	Washington	Dallas, 13-3	53,187
9/23/90	Washington	Washington, 15-19	53,804
11/22/90	Dallas	Dallas, 27-17	60,355
9/9/91	Dallas	Washington, 31-33	63,025
11/24/91	Washington	Dallas, 24-21	55,561
9/7/92	Dallas	Dallas, 23-10	63,538
12/13/92	Washington	Washington, 17-20	56,437
9/6/93	Washington	Washington, 16-35	53,345
12/26/93	Dallas	Dallas, 38-3	64,497
10/2/94	Washington	Dallas, 34-7	55,394
11/20/94	Dallas	Dallas, 31-7	64,644
10/1/95	Washington	Washington, 23-27	55,489
12/3/95	Dallas	Washington, 17-24	64,866
11/28/96	Dallas	Dallas, 21-10	64,955
12/22/96	Washington	Washington, 10-37	56,454
10/13/97	Washington	Washington, 16-21	76,159
11/16/97	Dallas	Dallas, 17-14	64,559
10/4/98	Washington	Dallas, 31-10	72,284
12/27/98	Dallas	Dallas, 23-7	63,565
9/12/99	Washington	Dallas, 41-35 (OT)	79,237
10/24/99	Dallas	Dallas, 38-20	64,377
9/18/00	Washington	Dallas, 27-21	84,431
12/10/00	Dallas	Dallas, 32-13	63,467
10/15/01	Dallas	Dallas, 9-7	63,941
12/2/01	Washington	Dallas, 20-14	85,112
11/28/02	Dallas	Dallas, 27-20	63,606
12/29/02	Washington	Washington, 14-20	84,142
11/2/03	Dallas	Dallas, 21-14	64,002
12/14/03	Washington	Dallas, 27-0	70,284
9/27/04	Washington	Dallas, 21-18	90,367
12/26/04	Dallas	Dallas, 13-10	63,705
9/19/05	Dallas	Washington, 13-14	65,207

12/18/05	Washington	Washington, 7-35	90,588
9/17/06	Dallas	Dallas, 27-10	63,153
11/5/06	Washington	Washington, 19-22	90,250
11/18/07	Dallas	Dallas, 28-23	63,706
12/30/07	Washington	Washington, 6-27	90,910
9/28/08	Dallas	Washington, 24-26	63,462
11/16/08	Washington	Dallas, 14-10	90,830
11/22/09	Dallas	Dallas, 7-6	85,277
12/27/09	Washington	Dallas, 17-0	88,221
9/12/10	Washington	Washington, 7-13	90,670
12/19/10	Dallas	Dallas, 33-30	86,904
9/26/11	Dallas	Dallas, 18-16	91,017
11/20/11	Washington	Dallas, 27-24 (OT)	80,122
11/22/12	Dallas	Washington, 31-38	90,166
12/30/12	Washington	Washington, 18-28	82,845
10/13/13	Dallas	Dallas, 31-16	90,239
12/22/13	Washington	Dallas, 24-23	80,411
10/27/14	Dallas	Washington, 17-20 (OT)	87,055
12/28/14	Washington	Dallas, 44-17	80,897
12/7/15	Washington	Dallas, 19-16	80,444
1/3/16	Dallas	Washington, 23-34	90,127
9/18/16	Washington	Dallas, 27-23	80,612
11/24/16	Dallas	Dallas, 31-26	93,099
10/29/17	Washington	Dallas, 33-19	78,428
11/30/17	Dallas	Dallas, 38-14	91,712
10/21/18	Washington	Washington, 17-20	66,301
11/22/18	Dallas	Dallas, 31-23	92,076
9/15/19	Washington	Dallas, 31-21	75,128
12/29/19	Dallas	Dallas, 47-16	90,646
10/25/20	Washington	Washington, 3-25	
11/26/20	Dallas	Washington, 16-41	30,048
12/12/21	Washington	Dallas, 27-20	61,308
12/26/21	Dallas	Dallas, 56-14	93,482

*NFC Championship Game

2021 NFL STANDINGS AND PLAYOFF PICTURE**AMERICAN FOOTBALL CONFERENCE**

AFC EAST	W	L	T	PCT
Buffalo Bills ^z	11	6	0	0.647
New England Patriots ^y	10	7	0	0.588
Miami Dolphins	9	8	0	0.529
New York Jets	4	13	0	0.235

AFC NORTH	W	L	T	PCT
Cincinnati Bengals ^z	10	7	0	0.588
Pittsburgh Steelers ^y	9	7	1	0.559
Cleveland Browns	8	9	0	0.471
Baltimore Ravens	8	9	0	0.471

AFC SOUTH	W	L	T	PCT
Tennessee Titans ^z	12	5	0	0.706
Jacksonville Jaguars	3	14	0	0.176
Indianapolis Colts	9	8	0	0.529
Houston Texans	4	13	0	0.235

AFC WEST	W	L	T	PCT
Kansas City Chiefs ^z	12	5	0	0.706
Las Vegas Raiders ^y	10	7	0	0.588
Los Angeles Chargers	9	8	0	0.529
Denver Broncos	7	10	0	0.412

*Cinched Homefield Advantage

z-Division Champion

y-Wild Card

NATIONAL FOOTBALL CONFERENCE

NFC EAST	W	L	T	PCT
Dallas Cowboys ^z	12	5	0	0.706
Philadelphia Eagles ^y	9	8	0	0.529
Washington Football Team	7	10	0	0.412
New York Giants	4	13	0	0.235

NFC NORTH	W	L	T	PCT
Green Bay Packers ^z	13	4	0	0.765
Minnesota Vikings	8	9	0	0.471
Chicago Bears	6	11	0	0.353
Detroit Lions	3	13	1	0.206

NFC SOUTH	W	L	T	PCT
Tampa Bay Buccaneers ^z	13	4	0	0.765
New Orleans Saints	9	8	0	0.529
Atlanta Falcons	7	10	0	0.412
Carolina Panthers	5	12	0	0.294

NFC WEST	W	L	T	PCT
Los Angeles Rams ^z	12	5	0	0.706
Arizona Cardinals ^y	11	6	0	0.647
San Francisco 49ers ^y	10	7	0	0.588
Seattle Seahawks	7	10	0	0.412

WILD CARD PLAYOFFSCINCINNATI BENGALS 26, Las Vegas Raiders 19
BUFFALO BILLS 47, New England Patriots 17

TAMPA BAY BUCCANEERS 31, Philadelphia Eagles 15

San Francisco 49ers 23, DALLAS COWBOYS 17

KANSAS CITY CHIEFS 42, Pittsburgh Steelers 21

LOS ANGELES RAMS 34, Arizona Cardinals 11

DIVISIONAL PLAYOFFS

Cincinnati Bengals 19, TENNESSEE TITANS 16

San Francisco 49ers 13, GREEN BAY PACKERS 17

LA Rams 30, TAMPA BAY BUCCANEERS 27

KANSAS CITY CHIEFS 42, Buffalo Bills 36, OT

CONFERENCE CHAMPIONSHIPS

Cincinnati Bengals 27, KANSAS CITY CHIEFS 24, OT

LA RAMS 20, San Francisco 49ers 17

SUPER BOWL LVI

LA RAMS 23, Cincinnati Bengals 20

HOME TEAM IN CAPS WINNING TEAM IN BOLD

Cowboys Attendance Records

The Cowboys played in the Cotton Bowl (capacity 72,132 in 1970) from 1960 until Texas Stadium was opened on Oct. 24, 1971 against New England. In 1985 seats were removed from Texas Stadium to make room for 116 Crown Suites. The last game the Cowboys played at Texas Stadium was against the Baltimore Ravens on Dec. 20, 2008. Dallas opened AT&T Stadium on Sept. 20, 2009 against the N.Y. Giants and hosted 105,121 fans - the most to see an NFL regular season game in league history.

TOTAL ATTENDANCE

Year	Home Games (No.)	Home Avg.	Percent Change	Road Games (No.)	Pre-Season Games (No.)	Post-Season Games (No.)	Grand Total
1960	128,500 (6)	21,417	—	214,820 (6)	120,284 (6)	—	463,604
1961	172,000 (7)	24,571	+33.9%	251,443 (7)	97,584 (5)	—	521,027
1962	152,446 (7)	21,778	-11.4%	278,807 (7)	178,683 (5)	—	609,936
1963	188,727 (7)	26,961	+23.8%	280,062 (7)	214,290 (5)	—	683,079
1964	268,661 (7)	38,380	+42.3%	356,339 (7)	207,751 (5)	—	832,751
1965	388,912 (7)	55,559	+44.8%	366,390 (7)	199,395 (5)	65,569 (1)	1,020,266
1966	473,373 (7)	67,625	+21.7%	408,899 (7)	238,186 (5)	75,504 (1)	1,195,952
1967	460,476 (7)	65,782	- 2.7%	402,843 (7)	278,511 (5)	121,647 (2)	1,263,477
1968	470,110 (7)	67,158	+ 2.1%	401,626 (7)	300,909 (6)	104,458 (2)	1,277,103
1969	443,352 (7)	63,336	- 5.7%	434,477 (7)	384,095 (6)	100,472 (2)	1,362,396
1970	411,531 (7)	58,790	- 7.2%	398,377 (7)	347,327 (6)	212,847 (3)	1,370,082
1971	466,220 (7)	66,603	+13.3%	416,043 (7)	375,250 (6)	195,716 (3)	1,454,229
1972	446,990 (7)	63,856	- 4.1%	391,852 (7)	474,273 (7)	114,343 (2)	1,427,458
1973	433,030 (7)	61,861	- 3.1%	423,177 (7)	355,994 (6)	128,815 (2)	1,341,016
1974	373,435 (7)	53,348	-13.8%	378,233 (7)	284,620 (6)	—	1,036,288
1975	402,294 (7)	57,471	+ 7.7%	404,073 (7)	273,567 (6)	211,095 (3)	1,291,029
1976	412,698 (7)	58,957	+ 2.6%	414,867 (7)	320,564 (6)	62,436 (1)	1,210,565
1977	432,885 (7)	61,840	+ 5.0%	398,486 (7)	329,549 (6)	201,288 (3)	1,362,208
1978	498,865 (8)	62,358	+ 0.9%	484,905 (8)	260,344 (4)	206,464 (3)	1,450,578
1979	508,965 (8)	63,621	+ 0.2%	488,432 (8)	268,998 (5)	64,792 (1)	1,331,178
1980	477,378 (8)	59,672	- 6.2%	492,828 (8)	244,612 (4)	195,251 (3)	1,410,069
1981	511,541 (8)	63,943	+ 7.2%	502,392 (8)	243,849 (4)	125,373 (2)	1,383,155
1982	269,981 (5)	53,996	-15.6%	217,153 (4)	208,059 (3)	—	879,250
1983	505,793 (8)	63,224	+17.1%	481,230 (8)	217,621 (4)	43,521 (1)	1,248,165
1984	479,733 (8)	59,967	- 5.2%	523,951 (8)	203,646 (4)	—	1,207,330
1985	478,958 (8)	59,870	- 0.2%	489,913 (8)	193,795 (4)	66,351 (1)	1,229,017
1986	469,806 (8)	58,726	- 1.9%	518,627 (8)	299,134 (5)	—	1,287,567
1987	344,406 (7)	49,201	-16.2%	416,141 (8)	199,327 (4)	—	959,874
1988	393,129 (8)	49,141	- 0.1%	528,529 (8)	177,080 (4)	—	1,098,738
1989	418,346 (8)	52,293	+ 6.4%	490,586 (8)	215,219 (4)	—	1,124,151
1990	475,432 (8)	59,429	+13.7%	483,944 (8)	173,716 (4)	—	1,133,092
1991	501,901 (8)	62,738	+ 5.6%	537,101 (8)	219,022 (4)	140,884 (2)	1,398,908
1992	506,758 (8)	63,345	+ 1.0%	580,181 (8)	284,898 (5)	227,015 (3)	1,598,852
1993	510,068 (8)	63,759	+ 0.7%	533,380 (8)	383,409 (5)	202,509 (3)	1,529,366
1994	516,628 (8)	64,579	+ 1.3%	512,896 (8)	254,574 (5)	133,870 (2)	1,517,968
1995	518,167 (8)	64,771	+ 0.3%	518,468 (8)	305,545 (5)	205,853 (3)	1,548,033
1996	513,794 (8)	64,224	- 0.8%	556,875 (8)	264,937 (5)	137,490 (2)	1,473,096
1997	511,767 (8)	63,971	- 0.4%	541,187 (8)	240,871 (4)	—	1,293,825
1998	510,438 (8)	63,805	- 0.3%	564,224 (8)	354,816 (5)	62,969 (1)	1,492,447
1999	513,295 (8)	64,162	+ 0.6%	523,375 (8)	232,646 (5)	64,056 (1)	1,333,372
2000	504,360 (8)	63,045	- 1.7%	571,110 (8)	289,340 (5)	—	1,364,810
2001	505,501 (8)	63,187	+ 0.1%	550,712 (8)	261,647 (5)	—	1,317,860
2002	504,717 (8)	63,089	- 0.1%	542,694 (8)	246,211 (4)	—	1,293,622
2003	511,244 (8)	63,903	+1.3%	560,476 (8)	195,073 (4)	73,014 (1)	1,339,787
2004	510,892 (8)	63,861	0.0%	575,112 (8)	225,759 (4)	—	1,311,763
2005	505,258 (8)	63,157	-1.1%	575,780 (8)	193,687 (4)	—	1,274,725
2006	506,308 (8)	63,289	+1.0%	583,201 (8)	203,543 (4)	68,058 (1)	1,361,110
2007	508,278 (8)	63,535	+0.5%	579,470 (8)	254,659 (4)	63,660 (1)	1,542,055
2008	506,944 (8)	63,368	-0.3%	569,943 (8)	257,471 (4)	—	1,468,989
2009	718,055 (8)	89,757	+41.6%	589,176 (8)	243,390 (4)	156,498 (2)	1,707,119
2010	696,377 (8)	87,047	-3.0%	581,596 (8)	301,548 (5)	—	1,579,521
2011	680,685 (8)	85,086	-2.3%	574,875 (8)	251,237 (4)	—	1,506,797
2012	708,273 (8)	88,535	+1.7%	582,079 (8)	252,493 (4)	—	1,542,848
2013	704,345 (8)	88,043	-0.6%	575,233 (8)	278,307 (4)	—	1,557,885
2014	720,558 (8)	90,070	+2.3%	572,488 (8)	268,397 (4)	171,114 (2)	1,732,557
2015	731,672 (8)	91,459	+1.5%	580,857 (8)	299,834 (4)	—	1,612,363
2016	740,318 (8)	92,540	+1.2%	581,719 (8)	321,523 (4)	93,396 (1)	1,736,956
2017	741,775 (8)	92,722	+0.2%	567,436 (8)	263,000 (4)	—	1,572,211
2018	732,958 (8)	91,620	-1.2%	570,435 (8)	313,467 (4)	171,514 (2)	1,788,374
2019	727,432 (8)	90,929	-0.8%	561,595 (8)	283,953 (4)	—	1,572,980
2020	219,021 (8)	27,378	-69.9%	10,322 (8)	0 (Canceled)	—	229,343
2021	747,368 (8)	93,421	+241.2%	619,498 (9)	224,992 (4)	93,470 (1)	1,685,328
Total	30,392,632 (473)	64,255	-	29,682,939(474)	15,856,470 (286)	4,545,371 (67)	80,748,031

STAFF
PLAYERS
2021 SEASON
RECORDS
PLAYOFF RECORDS
ATTENDANCE
SIDELINES

LARGEST CROWDS

Home

Regular Season

105,121	vs. N.Y. Giants, Sept. 20, 2009 (NFL record)
^80,259	vs. Cleveland, Nov. 24, 1966
*66,689	vs. N.Y. Jets, Dec. 4, 1971
†65,207	vs. Washington, Sept. 19, 2005

Postseason

93,470	vs. San Francisco, Jan. 16, 2022
93,396	vs. Green Bay, Jan. 15, 2017

^75,504	vs. Green Bay, Jan. 1, 1967
*66,311	vs. San Francisco, Jan. 2, 1972

Preseason

^78,807	vs. Green Bay, Aug. 28, 1967
75,720	vs. Tennessee, Aug. 21, 2009
*65,405	vs. Houston, Aug. 5, 1972
†63,923	vs. Denver, Aug. 21, 1994

^Cotton Bowl record

*Texas Stadium record

†Texas Stadium record after 1985 improvements

AWAY

Regular Season

91,505	@ LA Raiders, Oct. 25, 1992
90,830	@ Washington, Nov. 16, 2008
90,670	@ Washington, Sept. 12, 2010

Postseason

84,483	@ LA Rams, Jan. 4, 1976
--------	-------------------------

Preseason

87,381	@ LA Rams, Aug. 8, 1969
--------	-------------------------

NEUTRAL

Preseason

98,374	vs. Buffalo @ Pasadena, Jan. 31, 1993
112,376	vs. Houston @ Mexico City, Aug. 15, 1994
106,424	vs. N. Eng. @ Mexico City, Aug. 17, 1998

SMALLEST CROWDS

Home

†10,000	vs. San Francisco, Nov. 20, 1960
12,692	vs. Chicago, Nov. 18, 1962

AWAY

4,954	vs. Minnesota, Aug. 5, 1961 in Sioux Falls, S.D.
12,370	@ N.Y. Jets, Oct. 4, 1987

† Estimated; no turnstiles in Cotton Bowl in 1960 and 1961

* Due to COVID-19, the 2020 NFL season saw many stadiums without fans, and those that allowed fans, had a reduced capacity. Seven of Dallas' eight road games had no fans, with one - at Cincinnati - attended by 10,322. AT&T Stadium averaged a league-leading 27,378 fans for home games.

SELLOUT STREAK

Longest home sellout streak - 254 straight games (began 9/9/91 vs. Washington, still active) regular season and playoffs**Last home non-sellout** (regular season and playoffs) - 12/16/90 vs. Phoenix (128 straight)**Longest road sellout streak** - 154 straight games (began 11/3/02 @ Detroit) regular season and playoffs**Last road non-sellout** (regular season and playoffs) - 10/20/02 @ Arizona (29 straight)**Longest sellout streak** (home and away - regular season and playoffs) - 309 straight games (began 10/27/02 vs. Seattle, still active)**Last non-sellout** (regular season and playoffs) - 10/20/02 @ Arizona (58 straight)

Thanksgiving Day Games (31-22-1)

Since 1966, the Cowboys have been a fixture on Thanksgiving Day, having hosted the annual contest for 53 of the last 55 years. In 1975 and 1977, the St. Louis Cardinals played host to the game in place of Dallas. In 1978, the game returned to Dallas for good. The Cowboys have posted a 31-22-1 record in the holiday classic and a 34-20 mark the following week. Here are the Cowboys annual Thanksgiving Day results:

Date	Result	Win/Loss	TV	Date	Result	Win/Loss	TV
11/24/66	DALLAS 26, Cleveland 14	Win	CBS	11/23/95	DALLAS 24, Kansas City 12	Win	NBC
11/23/67	DALLAS 46, St. Louis 21	Win	CBS	11/28/96	DALLAS 21, Washington 10	Win	FOX
11/28/68	DALLAS 29, Washington 20	Win	CBS	11/27/97	Tennessee 27, DALLAS 14	Loss	NBC
11/27/69	DALLAS 24, San Francisco 24	Tie	CBS	11/26/98	Minnesota 46, DALLAS 36	Loss	FOX
11/26/70	DALLAS 16, Green Bay 3	Win	CBS	11/25/99	DALLAS 20, Miami 0	Win	CBS
11/25/71	DALLAS 28, Los Angeles 21	Win	CBS	11/23/00	Minnesota 27, DALLAS 15	Loss	FOX
11/23/72	San Francisco 31, DALLAS 10	Loss	CBS	11/22/01	Denver 26, DALLAS 24	Loss	CBS
11/22/73	Miami 14, DALLAS 7	Loss	NBC	11/28/02	DALLAS 27, Washington 20	Win	FOX
11/28/74	DALLAS 24, Washington 23	Win	CBS	11/27/03	Miami 40, DALLAS 21	Loss	CBS
11/25/76	DALLAS 19, St. Louis 14	Win	CBS	11/25/04	DALLAS 21, Chicago 7	Win	FOX
11/23/78	DALLAS 37, Washington 10	Win	CBS	11/24/05	Denver 24, DALLAS 21 (OT)	Loss	CBS
11/22/79	Houston 30, DALLAS 24	Loss	NBC	11/23/06	DALLAS 38, Tampa Bay 10	Win	FOX
11/27/80	DALLAS 51, Seattle 7	Win	NBC	11/22/07	DALLAS 34, N.Y. Jets 3	Win	CBS
11/26/81	DALLAS 10, Chicago 9	Win	CBS	11/27/08	DALLAS 34, Seattle 9	Win	FOX
11/25/82	DALLAS 31, Cleveland 14	Win	NBC	11/26/09	DALLAS 24, Oakland 7	Win	CBS
11/24/83	DALLAS 35, St. Louis 17	Win	CBS	11/25/10	New Orleans 30, DALLAS 27	Loss	FOX
11/22/84	DALLAS 20, New England 17	Win	NBC	11/24/11	DALLAS 20, Miami 19	Win	CBS
11/28/85	DALLAS 35, St. Louis 17	Win	CBS	11/22/12	Washington 38, DALLAS 31	Loss	FOX
11/27/86	Seattle 31, DALLAS 14	Loss	NBC	11/28/13	DALLAS 31, Oakland 24	Win	CBS
11/26/87	Minnesota 44, DALLAS 38 (OT)	Loss	CBS	11/27/14	Philadelphia 33, DALLAS 10	Loss	FOX
11/24/88	Houston 25, DALLAS 17	Loss	NBC	11/26/15	Carolina 33, DALLAS 14	Loss	CBS
11/23/89	Philadelphia 27, DALLAS 0	Loss	CBS	11/24/16	DALLAS 31, Washington 26	Win	FOX
11/22/90	DALLAS 27, Washington 17	Win	CBS	11/23/17	LA Chargers 28, DALLAS 6	Loss	CBS
11/28/91	DALLAS 20, Pittsburgh 10	Win	NBC	11/22/18	DALLAS 31, Washington 23	Win	FOX
11/26/92	DALLAS 30, N.Y. Giants 3	Win	CBS	11/28/19	Buffalo 26, DALLAS 15	Loss	CBS
11/25/93	Miami 16, DALLAS 14	Loss	NBC	11/26/20	Washington 41, DALLAS 16	Loss	Fox
11/24/94	DALLAS 42, Green Bay 31	Win	FOX	11/25/21	Las Vegas 36, Dallas 33 (OT)	Loss	CBS

Sunday Night Games (37-36)

Date	Result	Win/Loss	TV	Date	Result	Win/Loss	TV
10/14/79	DALLAS 30, Los Angeles 6	Win	ABC	11/7/10	GREEN BAY 45, Dallas 7	Loss	NBC
10/26/80	DALLAS 42, San Diego 31	Win	ABC	12/12/10	Philadelphia 30, DALLAS 27	Loss	NBC
10/18/81	DALLAS 29, Los Angeles 17	Win	ABC	9/11/11	NEW YORK JETS 27, Dallas 24	Loss	NBC
10/23/83	L.A. Raiders 40, DALLAS 38	Loss	ABC	10/30/11	PHILADELPHIA 34, Dallas 7	Loss	NBC
10/21/84	DALLAS 30, New Orleans 27 (OT)	Win	ABC	12/11/11	New York Giants 37, DALLAS 34	Loss	NBC
10/6/85	Dallas 30, N.Y. GIANTS 29	Win	ABC	1/1/12	NEW YORK GIANTS 31, Dallas 14	Loss	NBC
12/7/86	L.A. RAMS 29, Dallas 10	Loss	ABC	11/4/12	ATLANTA 19, Dallas 13	Loss	NBC
11/22/87	Miami 20, DALLAS 14	Loss	ESPN	12/2/12	DALLAS 38, Philadelphia 33	Win	NBC
11/13/88	Minnesota 43, DALLAS 3	Loss	ESPN	12/30/12	WASHINGTON 28, Dallas 18	Loss	NBC
11/5/89	Dallas 13, Washington 3	Win	ESPN	9/8/13	DALLAS 36, N.Y. Giants 31	Win	NBC
11/1/90	San Francisco 24, DALLAS 6	Loss	ESPN	10/13/13	DALLAS 31, Washington 16	Win	NBC
9/22/91	Dallas 17, PHOENIX 9	Win	TNT	11/10/13	NEW ORLEANS 49, Dallas 17	Loss	NBC
9/19/93	Dallas 17, PHOENIX 10	Win	TNT	12/29/13	Philadelphia 24, DALLAS 22	Loss	NBC
9/17/95	Dallas 23, MINNESOTA 17 (OT)	Win	TNT	9/28/14	DALLAS 38, New Orleans 17	Win	NBC
9/7/97	ARIZONA 25, Dallas 22 (OT)	Loss	TNT	11/23/14	Dallas 31, N.Y. GIANTS 28	Win	NBC
12/27/98	DALLAS 23, Washington 7	Win	ESPN	12/14/14	Dallas 38, PHILADELPHIA 27	Win	NBC
12/5/99	NEW ENGLAND 13, Dallas 6	Loss	ESPN	9/13/15	DALLAS 27, N.Y. Giants 26	Win	NBC
9/10/00	ARIZONA 32, Dallas 31	Loss	ESPN	10/4/15	NEW ORLEANS 26, Dallas 20 (OT)	Loss	NBC
12/17/00	N.Y. Giants 17, DALLAS 13	Loss	ESPN	11/8/15	Philadelphia 33, DALLAS 27 (OT)	Loss	NBC
9/30/01	PHILADELPHIA 40, Dallas 18	Loss	ESPN	9/25/16	DALLAS 31, Chicago 17	Win	NBC
9/8/02	HOUSTON 19, Dallas 10	Loss	ESPN	10/30/16	DALLAS 29, Philadelphia 23	Win	NBC
11/16/03	NEW ENGLAND 12, Dallas 0	Loss	ESPN	12/11/16	NEW YORK GIANTS 10, Dallas 7	Loss	NBC
1/2/05	N.Y. GIANTS 28, Dallas 24	Loss	ESPN	12/18/16	DALLAS 26, Tampa Bay 20	Win	NBC
1/1/06	St. Louis 20, DALLAS 10	Loss	ESPN	9/10/17	DALLAS 19, N.Y. Giants 3	Win	NBC
9/17/06	DALLAS 27, Washington 10	Win	NBC	11/19/17	PHILADELPHIA 37, DALLAS 9	Loss	NBC
10/29/06	Dallas 35, CAROLINA 14	Win	NBC	12/17/17	DALLAS 20, Oakland 17	Win	NBC
12/10/06	New Orleans 42, DALLAS 17	Loss	NBC	9/16/18	DALLAS 20, N.Y. Giants 13	Win	NBC
9/9/07	DALLAS 45, N.Y. Giants 35	Win	NBC	10/7/18	HOUSTON 19, Dallas 16 (OT)	Loss	NBC
9/23/07	Dallas 34, CHICAGO 10	Win	NBC	11/11/18	Dallas 27, PHILADELPHIA 20	Win	NBC
11/4/07	Dallas 38, PHILADELPHIA 17	Win	NBC	9/29/19	NEW ORLEANS 12, Dallas 10	Loss	NBC
9/21/08	Dallas 27, GREEN BAY 16	Win	NBC	10/20/19	DALLAS 37, Philadelphia 10	Win	NBC
11/16/08	Dallas 14, WASHINGTON 10	Win	NBC	11/10/19	Minnesota 28, DALLAS 24	Loss	NBC
12/14/08	DALLAS 20, N.Y. Giants 8	Win	NBC	9/13/20	LOS ANGELES 17, Dallas 20	Loss	NBC
2/20/09	N.Y. Giants 33, DALLAS 31	Loss	NBC	11/1/20	PHILADELPHIA 23, Dallas 9	Loss	NBC
11/8/09	Dallas 20, PHILADELPHIA 16	Win	NBC	10/31/21	Dallas 20, MINNESOTA 16	Win	NBC
12/27/09	Dallas 17, WASHINGTON 0	Win	NBC	12/26/21	DALLAS 56, Washington 14	Win	NBC
9/12/10	WASHINGTON 13, Dallas 7	Loss	NBC				

Christmas Day Games (1-3)

Date	Result	Win/Loss	TV
12/25/95	Dallas 37, ARIZONA 13	Win	ABC
12/25/00	TENNESSEE 31, Dallas 0	Loss	ABC
12/25/06	Philadelphia 23, DALLAS 7	Loss	NBC
12/25/10	ARIZONA 27, Dallas 26	Loss	NFLN
Postseason (1-0)			
12/25/71	Dallas 20, MINNESOTA 12	Win	

New Year's Day Games (0-2)

Date	Result	Win/Loss	TV
1/1/06	St. Louis 20, DALLAS 10	Loss	ESPN
1/1/17	PHILADELPHIA 27, Dallas 13	Loss	FOX
Postseason (1-1)			
1/1/67	Green Bay 34, DALLAS 27	Loss	CBS
1/1/78	Dallas 23, MINNESOTA 6	Win	CBS

Tuesday Games (0-1)

Date	Result	Win/Loss	TV
12/8/20*	Dallas 17, BALTIMORE 34	Loss	FOX/NFLN

* Due to COVID-19 scheduling issues, the game was originally scheduled for Thurs., Dec. 3.

Wednesday Games (1-0)

Date	Result	Win/Loss	TV
9/5/12	Dallas 27, N.Y. GIANTS 14	Win	NBC

Thursday Games (6-3)

Date	Result	Win/Loss	TV
10/26/78	Minnesota 21, DALLAS 10	Loss	ABC
11/29/07	DALLAS 37, Green Bay 27	Win	NFLN
12/4/14	Dallas 41, CHICAGO 28	Win	NFLN
12/11/16	Dallas 17, MINNESOTA 15	Win	NFLN/NBC
11/30/17	DALLAS 38, Washington 14	Win	NBC/AMZ
11/29/18	DALLAS 13, New Orleans 10	Win	FOX/NFL/AMZ
12/5/19	CHICAGO 31, Dallas 24	Loss	FOX/NFL/AMZ
9/9/21	TAMPA BAY 31, Dallas 29	Loss	NBC
12/2/21	Dallas 27, NEW ORLEANS 17	Win	FOX/NFL/AMZ

Friday Games (0-2)

Date	Result	Win/Loss	TV
9/30/60	Philadelphia 27, DALLAS 25	Loss	
12/24/99	NEW ORLEANS 31, Dallas 24	Loss	FOX

Saturday Games (16-14)

Date	Result	Win/Loss	TV
9/24/60	Pittsburgh 35, DALLAS 28	Loss	
9/14/63	St. Louis 34, DALLAS 7	Loss	
9/12/64	St. Louis 16, DALLAS 6	Loss	
12/11/65	DALLAS 27, St. Louis 13	Win	CBS
12/16/67	SAN FRANCISCO 24, Dallas 16	Loss	CBS
12/13/69	DALLAS 27, Baltimore 10	Win	CBS
12/12/70	Dallas 6, CLEVELAND 2	Win	CBS
12/4/71	DALLAS 52, N.Y. Jets 10	Win	NBC
12/18/71	DALLAS 31, St. Louis 12	Win	CBS
12/9/72	DALLAS 34, Washington 24	Win	CBS
12/7/74	DALLAS 41, Cleveland 17	Win	NBC
12/14/74	OAKLAND 27, Dallas 23	Loss	ABC
12/13/75	DALLAS 31, Washington 10	Win	CBS
12/8/79	Dallas 24, PHILADELPHIA 17	Win	CBS
12/19/81	N.Y. GIANTS 13, Dallas 10 (OT)	Loss	CBS
12/16/89	N.Y. GIANTS 15, Dallas 0	Loss	CBS
12/18/93	Dallas 28, N.Y. Jets 7	Win	CBS
12/10/94	Cleveland 19, DALLAS 14	Loss	NBC
12/24/94	N.Y. GIANTS 15, Dallas 10	Loss	FOX
12/21/02	Philadelphia 27, DALLAS 3	Loss	ESPN
12/24/05	Dallas 24, CAROLINA 20	Win	FOX
12/16/06	Dallas 38, ATLANTA 28	Win	NFLN

Date	Result	Win/Loss	TV
12/22/07	Dallas 20, Carolina 13	Win	NFLN
12/20/08	Baltimore 33, DALLAS 24	Loss	NFLN
12/19/09	Dallas 24, NEW ORLEANS 17	Win	NFLN
12/25/10	ARIZONA 27, Dallas 26	Loss	NFLN
12/17/11	Dallas 31, TAMPA BAY 15	Win	NFLN
12/24/11	Philadelphia 20, DALLAS 7	Loss	FOX
12/19/15	N.Y. Jets 19, DALLAS 16	Loss	NFLN
1/8/22	Dallas 51, PHILADELPHIA 26	Win	ESPN

Postseason (6-6)

12/21/68	CLEVELAND 31, Dallas 20	Loss	CBS
12/26/70	DALLAS 5, Detroit 0	Win	CBS
12/25/71	Dallas 20, MINNESOTA 12	Win	CBS
12/23/72	Dallas 30, SAN FRANCISCO 28	Win	CBS
12/30/78	DALLAS 27, Atlanta 20	Win	CBS
1/2/82	DALLAS 38, Tampa Bay 0	Win	CBS
1/22/83	WASHINGTON 31, Dallas 17	Loss	CBS
1/4/86	L.A. RAMS 20, Dallas 0	Loss	CBS
12/28/96	DALLAS 40, Minnesota 15	Win	ABC
1/2/99	Arizona 20, DALLAS 7	Loss	ABC
1/3/04	CAROLINA 29, Dallas 10	Loss	ABC
1/6/07	SEATTLE 21, Dallas 20	Loss	NBC

Monday Night Games (1-2)

Date	Result	Win/Loss	TV
10/4/65	ST. LOUIS 20, Dallas 13	Loss	
10/28/68	Green Bay 28, DALLAS 17	Loss	CBS
10/27/69	DALLAS 25, New York 3	Win	CBS

(prior to the 1970 creation of ABC MNF)

Date	Result	Win/Loss	TV
Postseason (1-1)			
12/26/77	DALLAS 37, Chicago 7	Win	CBS
12/26/83	LA Rams 24, DALLAS 17	Loss	CBS



Monday Night Football (48-35)

The Cowboys hold a 48-35 Monday Night Football record and will be making their 84th appearance on Monday Night Football during the 2022 season against the N.Y. Giants on Sept. 26. The majority of the Cowboys MNF games were played on ABC Monday Night Football from 1970-2005 when they appeared on the prime time telecast 67 times posting a 39-28 record including a 17-11 record at home and a 22-17 mark on the road. Only Miami, with 86 games, has appeared on MNF more. The 48 MNF wins by the Cowboys are third in league history behind Pittsburgh (51) and San Francisco (50). ESPN landed the telecast in 2006, and since then, the Cowboys have appeared 16 times on MNF with an 9-7 record. The week after playing on MNF, the Cowboys are 33-37 (five times the Cowboys final game of the season was on a Monday night and seven times they followed with a bye). Below are the Cowboys Monday Night Football results:

Date	Result	Win/Loss
11/16/70	St. Louis 38, DALLAS 0	Loss
10/11/71	DALLAS 20, N.Y. Giants 13	Win
10/30/72	DALLAS 28, Detroit 24	Win
9/24/73	DALLAS 40, New Orleans 3	Win
10/8/73	WASHINGTON 14, Dallas 7	Loss
9/23/74	PHILADELPHIA 13, Dallas 10	Loss
10/6/75	Dallas 36, DETROIT 10	Win
11/10/75	Kansas City 34, DALLAS 31	Loss
11/15/76	DALLAS 17, Buffalo 10	Win
11/14/77	St. Louis 24, DALLAS 17	Loss
12/12/77	Dallas 42, SAN FRANCISCO 35	Win
9/4/78	DALLAS 38, Baltimore 0	Win
10/2/78	WASHINGTON 9, Dallas 5	Loss
9/24/79	CLEVELAND 26, Dallas 7	Loss
11/12/79	Philadelphia 31, DALLAS 21	Loss
9/8/80	Dallas 17, WASHINGTON 3	Win
12/15/80	LOS ANGELES 38, Dallas 14	Loss
9/21/81	Dallas 35, NEW ENGLAND 21	Win
11/9/81	DALLAS 27, Buffalo 14	Win
9/13/82	Pittsburgh 36, DALLAS 28	Loss
12/13/82	Dallas 37, HOUSTON 7	Win
1/3/83	MINNESOTA 31, Dallas 27	Loss
9/5/83	Dallas 31, WASHINGTON 30	Win
12/19/83	SAN FRANCISCO 42, Dallas 17	Loss
9/3/84	Dallas 20, LA Rams 13	Win
12/17/84	MIAMI 28, Dallas 21	Loss
9/9/85	DALLAS 44, Washington 14	Win
11/4/85	ST. LOUIS 21, Dallas 10	Loss
9/8/86	DALLAS 31, N.Y. Giants 28	Win
9/29/86	Dallas 31, ST. LOUIS 7	Win
10/19/87	Washington 13, DALLAS 7	Loss
11/2/87	DALLAS 33, N.Y. Giants 24	Win
12/21/87	Dallas 29, L.A. RAMS 21	Win
9/12/88	Dallas 17, PHOENIX 14	Win
10/3/88	NEW ORLEANS 20, Dallas 17	Loss
9/9/91	Washington 33, DALLAS 31	Loss
9/7/92	DALLAS 23, Washington 10	Win
10/5/92	PHILADELPHIA 31, Dallas 7	Loss
12/21/92	Dallas 41, ATLANTA 17	Win
9/6/93	WASHINGTON 35, Dallas 16	Loss
12/6/93	DALLAS 23, Philadelphia 17	Win
9/19/94	Detroit 20, DALLAS 17 (OT)	Loss

Date	Result	Win/Loss
11/7/94	DALLAS 38, N.Y. Giants 10	Win
12/19/94	Dallas 24, NEW ORLEANS 16	Win
9/4/95	Dallas 35, N.Y. GIANTS 0	Win
11/6/95	DALLAS 34, Philadelphia 12	Win
12/25/95	Dallas 37, ARIZONA 13	Win
9/2/96	CHICAGO 22, Dallas 6	Loss
9/30/96	Dallas 23, PHILADELPHIA 19	Win
11/18/96	DALLAS 21, Green Bay 6	Win
9/15/97	DALLAS 21, Philadelphia 20	Win
10/13/97	WASHINGTON 21, Dallas 16	Loss
12/8/97	Carolina 23, DALLAS 13	Loss
9/21/98	Dallas 31, N.Y. GIANTS 7	Win
11/2/98	Dallas 34, PHILADELPHIA 0	Win
9/20/99	DALLAS 24, Atlanta 7	Win
10/18/99	N.Y. GIANTS 13, Dallas 10	Loss
11/8/99	MINNESOTA 27, Dallas 17	Loss
10/18/00	Dallas 27, WASHINGTON 21	Win
12/25/00	TENNESSEE 31, Dallas 0	Loss
10/15/01	DALLAS 9, Washington 7	Win
9/15/03	Dallas 35, N.Y. Giants 32 (OT)	Win
9/27/04	Dallas 21, WASHINGTON 18	Win
11/15/04	Philadelphia 49, DALLAS 21	Loss
12/6/04	Dallas 43, SEATTLE 39	Win
9/19/05	Washington 14, DALLAS 13	Loss
11/14/05	Dallas 21, PHILADELPHIA 20	Win
10/23/06	N.Y. Giants 36, DALLAS 22	Loss
10/8/07	Dallas 25, BUFFALO 24	Win
9/15/08	DALLAS 41, Philadelphia 37	Win
9/28/09	DALLAS 21, Carolina 7	Win
10/25/10	N.Y. Giants 41, DALLAS 35	Loss
9/26/11	DALLAS 18, Washington 16	Win
10/1/12	Chicago 34, DALLAS 18	Loss
12/9/13	Chicago 45, Dallas 28	Loss
10/27/14	Washington 20, DALLAS 17 (OT)	Loss
12/7/15	Dallas 19, WASHINGTON 16	Win
12/26/16	DALLAS 42, Detroit 21	Win
9/25/17	DALLAS 28, Arizona 17	Win
11/5/18	Tennessee 28, DALLAS 14	Loss
11/4/19	Arizona 37, N.Y. GIANTS 18	Win
10/19/20	Arizona 38, DALLAS 10	Loss
9/27/21	DALLAS 41, Philadelphia 21	Win

All-Time Preseason Record (135-149-2)

Arizona.....	1-5
Atlanta.....	1-2
Baltimore.....	0-1
Buffalo.....	1-2
Carolina.....	1-0
Chicago.....	3-5
Cincinnati.....	2-1
Cleveland.....	1-1
College All-Stars.....	1-0
Denver.....	7-8
Detroit.....	3-1-1
Green Bay.....	6-9
Houston.....	5-7
Indianapolis.....	5-5
Jacksonville.....	3-3
Kansas City.....	5-4
Los Angeles Rams.....	12-15

Miami.....	7-3
Minnesota.....	6-6-1
New England.....	1-4
New Orleans.....	4-3
New York Giants.....	1-1
New York Jets.....	2-1
Oakland.....	11-19
Philadelphia.....	0-0
Pittsburgh.....	7-8
San Diego.....	7-9
San Francisco.....	9-8
Seattle.....	2-4
Tampa Bay.....	0-1
Tennessee.....	21-13
Washington.....	0-0

Home.....	77-57-1
Away.....	40-64
Neutral.....	17-19-0
Albuquerque.....	0-1
Atlanta.....	0-1
Bakersfield.....	1-0
Birmingham.....	0-1
Canton.....	3-3
Chicago.....	1-0
Cleveland.....	0-1
Honolulu.....	1-0
Louisville.....	1-0
Memphis.....	1-0
Minnesota.....	0-1
New Orleans.....	1-1
Norman.....	1-0
Orlando.....	1-0

Pendleton.....	0-1
Portland.....	1-3
Roanoke.....	0-1
Sacramento.....	0-2
San Antonio.....	1-2
Seattle.....	0-1
Shreveport.....	1-0
Sioux Falls.....	1-0
Tulsa.....	2-0
International.....	1-7-1
London.....	0-1-1
Mexico City.....	1-2
Monterrey.....	0-1
Tokyo.....	0-2
Toronto.....	0-1

Cowboys Indoors On The Road (32-32)

The Dallas Cowboys played their first indoor football game Nov. 24, 1974 in the Houston Astrodome, posting a 10-0 win over the Oilers. Since that date, the Cowboys have gone 32-32 inside on the road during the regular season. The club is 2-3 indoors in the postseason, with two of the wins coming in Super Bowls.

Dome Game Results

Arizona Cardinals (2-2)

11/12/06	Dallas 27, ARIZONA 10	Win
10/12/08	ARIZONA 30, Dallas 24 (OT)	Loss
12/25/10	ARIZONA 27, Dallas 26	Loss
9/25/17	Dallas 28, ARIZONA 17	Win

Atlanta Falcons (4-4)

12/21/92	Dallas 41, ATLANTA 17	Win
11/21/93	ATLANTA 27, Dallas 14	Loss
10/29/95	Dallas 28, ATLANTA 13	Win
11/11/01	ATLANTA 20, Dallas 13	Loss
12/16/06	Dallas 38, ATLANTA 28	Win
11/4/12	ATLANTA 19, Dallas 13	Loss
11/12/17	ATLANTA 27, Dallas 7	Loss
11/18/18	Dallas 22, ATLANTA 19	Win

Detroit Lions (6-7)

10/6/75	Dallas 36, DETROIT 10	Win
11/15/81	DETROIT 27, Dallas 24	Loss
9/15/85	DETROIT 26, Dallas 21	Loss
9/14/86	Dallas 31, Detroit 7	Win
11/8/87	DETROIT 27, Dallas 17	Loss
10/27/91	DETROIT 34, Dallas 10	Loss
11/8/92	Dallas 37, DETROIT 3	Win
1/6/02	DETROIT 15, Dallas 10	Loss
11/3/02	DETROIT 9, Dallas 7	Loss
10/19/03	Dallas 38, DETROIT 7	Win
12/9/07	Dallas 28, DETROIT 27	Win
10/27/13	DETROIT 31, Dallas 30	Loss
11/17/19	Dallas 27, DETROIT 35	Win

Houston Texans (1-2)

9/8/02	HOUSTON 19, Dallas 10	Loss
9/26/10	Dallas 27, HOUSTON 13	Win
10/7/18	HOUSTON 19, Dallas 16 (OT)	Loss

Indianapolis Colts (2-3)

10/10/93	Dallas 27, Indianapolis 3	Win
10/31/99	INDIANAPOLIS 34, Dallas 24	Loss
11/17/02	INDIANAPOLIS 20, Dallas 3	Loss
12/5/10	Dallas 38, INDIANAPOLIS 35 (OT)	Win
12/16/18	INDIANAPOLIS 23, Dallas 0	Loss

Minnesota Vikings (6-4)

1/3/83	MINNESOTA 31, Dallas 27	Loss
10/2/83	Dallas 37, MINNESOTA 24	Win
12/12/93	Dallas 37, MINNESOTA 20	Win
9/17/95	Dallas 23, MINNESOTA 17 (OT)	Win

Minnesota Vikings, cont.

11/8/99	MINNESOTA 27, Dallas 17	Loss
9/12/04	MINNESOTA 35, Dallas 17	Loss
10/17/10	MINNESOTA 24, Dallas 21	Loss
12/1/16	Dallas 17, MINNESOTA 15	Win
11/22/20	Dallas 31, MINNESOTA 28	Win
10/31/21	Dallas 20, MINNESOTA 16	Win

New Orleans Saints (4-8)

9/19/76	Dallas 24, NEW ORLEANS 6	Win
10/3/88	NEW ORLEANS 20, Dallas 17	Loss
9/10/89	NEW ORLEANS 28, Dallas 0	Loss
12/19/94	Dallas 24, NEW ORLEANS 16	Win
12/6/98	NEW ORLEANS 22, Dallas 3	Loss
12/24/99	NEW ORLEANS 31, Dallas 24	Loss
12/28/03	NEW ORLEANS 13, Dallas 7	Loss
12/19/09	Dallas 24, NEW ORLEANS 17	Win
11/10/13	NEW ORLEANS 49, Dallas 17	Loss
10/4/15	NEW ORLEANS 26, Dallas 20 (OT)	Loss
9/29/19	NEW ORLEANS 12, Dallas 10	Loss
12/2/21	Dallas 27, NEW ORLEANS 17	Win

St. Louis Rams (2-1)

9/29/02	Dallas 13, ST. LOUIS 10	Win
10/19/08	ST. LOUIS 34, Dallas 14	Loss
9/21/14	Dallas 34, ST. LOUIS 31	Win

Seattle Seahawks (2-0)

10/3/76	Dallas 28, SEATTLE 13	Win
12/4/83	Dallas 35, SEATTLE 10	Win

Houston Oilers/Tennessee Titans (3-1)

11/24/74	Dallas 10, HOUSTON 0	Win
12/13/82	Dallas 37, HOUSTON 7	Win
9/29/85	Dallas 17, HOUSTON 10	Win
11/10/91	HOUSTON 26, Dallas 23 (OT)	Loss

Postseason (2-3)

Super Bowl XII – New Orleans, Superdome

1/15/78	Dallas 27, Denver 10	Win
---------	----------------------	-----

NFC Divisional Playoffs

1/5/92	DETROIT 38, Dallas 6	Loss
--------	----------------------	------

Super Bowl XXVIII – Atlanta, Georgia Dome

1/30/94	Dallas 30, Buffalo 13	Win
---------	-----------------------	-----

NFC Wild Card Game

1/9/00	MINNESOTA 27, Dallas 10	Loss
--------	-------------------------	------

NFC Divisional Playoff Game

1/17/10	MINNESOTA 24, Dallas 3	Loss
---------	------------------------	------

AT&T Stadium (61-48)

The Dallas Cowboys played their first game at AT&T Stadium on Sept. 20, 2009 against the N.Y. Giants. Dallas dropped the contest 31-33 but pulled off its first win at the new venue the next week with a 21-7 decision over the Carolina Panthers. Since opening the stadium, Dallas owns a 58-46 regular season record and a 3-2 postseason record at the stadium. With the stadium's retractable roof and end zone doors, Dallas has played indoors as well as outdoors in the stadium. Below is a look at how the club has fared in each of the stadium's configurations:

Fully Closed Stadium (35-27)

9/28/09	Dallas 21, Carolina 7	Win	12/11/11	N.Y. Giants 37, Dallas 34	Loss	12/21/14	Dallas 42, Indianapolis 7	Win
10/25/09	Dallas 37, Atlanta 21	Win	12/24/11	Philadelphia 20, Dallas 7	Loss	9/13/15	Dallas 27, N.Y. Giants 26	Win
1/3/10	Dallas 24, Philadelphia 0	Win	9/23/12	Dallas 16, Tampa Bay 10	Win	9/27/15	Atlanta 39, DALLAS 28	Loss
9/19/10	Chicago 27, Dallas 20	Loss	9/8/13	Dallas 36, N.Y. Giants 31	Win	10/11/15	New England 30, DALLAS 6	Loss
10/10/10	Tennessee 34, Dallas 27	Loss	9/22/13	Dallas 31, St. Louis 7	Win	11/1/15	Seattle 13, DALLAS 12	Loss
10/31/10	Jacksonville 35, Dallas 17	Loss	10/13/13	Dallas 31, Washington 16	Win	11/28/15	Carolina 33, DALLAS 14	Loss
11/21/10	Dallas 35, Detroit 19	Win	11/28/13	Dallas 31, Oakland 24	Win	1/3/16	Washington 34, DALLAS 23	Loss
11/25/10	New Orleans 30, Dallas 27	Loss	12/15/13	Green Bay 37, Dallas 36	Loss	9/11/16	New York 20, DALLAS 19	Loss
12/12/10	Philadelphia 30, Dallas 27	Loss	12/29/13	Philadelphia 24, Dallas 22	Loss	9/25/16	Dallas 31, Chicago 17	Win
10/2/11	Detroit 34, Dallas 30	Loss	9/7/14	San Francisco 28, Dallas 17	Loss	11/20/16	Dallas 27, Baltimore 17	Win
10/23/11	Dallas 34, St. Louis 7	Win	9/28/14	Dallas 38, New Orleans 17	Win	11/24/16	Dallas 31, Washington 26	Win
11/6/11	Dallas 20, Seattle 13	Win	10/5/14	Dallas 20, Houston 17 (OT)	Win	12/18/16	Dallas 26, Tampa Bay 20	Win
11/13/11	Dallas 44, Buffalo 7	Win	10/27/14	Washington 20, Dallas 17 (OT)	Loss	12/26/16	Dallas 42, Detroit 21	Win
			11/27/14	Philadelphia 33, Dallas 10	Loss	9/10/17	Dallas 19, N.Y. Giants 3	Win

Fully Closed, cont.

10/11/17	LA Rams 35, Dallas, 30.....Loss
10/18/17	Green Bay 35, Dallas 31.....Loss
11/5/17	Dallas 28, Kansas City 17.....Win
11/23/17	L.A. Chargers 28, Dallas 6.....Loss
12/24/17	Seattle 21, Dallas 12.....Loss
9/16/18	Dallas 20, N.Y. Giants 13.....Win
9/30/18	Dallas 25, Detroit 24.....Win
10/14/18	Dallas 40, Jacksonville 7.....Win
11/22/18	Dallas 31, Washington 22.....Loss
12/9/18	Dallas 29, Philadelphia 23 (OT).....Win
12/23/18	Dallas 27, Tampa Bay 20.....Win
9/8/19	Dallas 31, N.Y. Giants 17.....Win
9/22/19	Dallas 31, Miami 6.....Win
10/6/19	Green Bay 34, Dallas 24.....Loss
10/20/19	Dallas 37, Philadelphia 10.....Win
11/28/19	Buffalo 26, Dallas 15.....Loss
12/29/19	Dallas 47, Washington 16.....Win
10/10/21	Dallas 44, N.Y. Giants 20.....Win
11/25/21	Las Vegas 36, Dallas 33 (OT).....Loss
12/26/21	Dallas 56, Washington 14.....Win
1/2/22	Arizona 25, Dallas 22.....Loss

Fully Open Stadium (11-11)

9/20/09	N.Y. Giants 33, Dallas 31.....Loss
11/26/09	Dallas 24, Oakland 7.....Win
12/13/09	San Diego 20, Dallas 17.....Loss

Fully Open Stadium, cont.

10/25/10	N.Y. Giants 41, Dallas 35.....Loss
10/11/12	Chicago 34, Dallas 18.....Loss
10/28/12	N.Y. Giants 29, Dallas 24.....Loss
11/18/12	Dallas 23, Cleveland 20 (OT).....Win
11/22/12	Washington 38, Dallas 31.....Loss
12/2/12	Dallas 36, Philadelphia 33.....Win
12/16/12	Dallas 27, Pittsburgh 24 (OT).....Win
12/23/12	New Orleans 34, Dallas 31 (OT).....Loss
11/3/13	Dallas 27, Minnesota 23.....Win
10/30/16	Dallas 29, Philadelphia 23 (OT).....Win
11/30/17	Dallas 38, Washington 14.....Win
11/5/18	Tennessee 28, Dallas 14.....Loss
11/29/18	Dallas 13, New Orleans 10.....Win
10/19/20	Arizona 38, Dallas 10.....Loss
11/8/20	Pittsburgh 24, Dallas 19.....Loss
11/26/20	Washington 41, Dallas 16.....Loss
12/20/20	Dallas 41, San Francisco 33.....Win
12/27/20	Dallas 37, Philadelphia 17.....Win
9/27/21	Dallas 41, Philadelphia 21.....Win

Roof Open, Doors Closed (2-5)

12/19/10	Dallas 33, Washington 30.....Win
9/26/11	Dallas 18, Washington 16.....Win
11/2/14	Arizona 28, Dallas 17.....Loss
11/8/15	Philadelphia 33, Dallas 27 (OT).....Loss
12/19/15	N.Y. Jets 19, Dallas 16.....Loss

Roof Open, Doors Closed, cont.

11/19/17	Philadelphia 37, Dallas 9.....Loss
11/10/19	Minnesota 28, Dallas 24.....Loss

Doors Open, Roof Closed (10-3)

11/1/09	Dallas 37, Seattle 17.....Win
11/24/11	Dallas 20, Miami 19.....Win
11/22/09	Dallas 7, Washington 6.....Win
10/6/13	Denver 51, Dallas 48.....Loss
10/19/14	Dallas 31, N.Y. Giants 21.....Win
10/9/16	Dallas 28, Cincinnati 14.....Win
12/15/19	Dallas 44, LA Rams 21.....Win
9/20/20	Dallas 40, Atlanta 39.....Win
10/4/20	Cleveland 49, Dallas 38.....Loss
10/11/20	Dallas 37, N.Y. Giants 34.....Win
10/3/21	Dallas 36, Carolina 28.....Win
11/7/21	Denver 30, Dallas 16.....Loss
11/14/21	Dallas 43, Atlanta 3.....Win

Postseason (3-2)

Fully Closed Stadium (3-2)

1/9/10	Dallas 34, Philadelphia 14.....Win
1/4/15	Dallas 24, Detroit 20.....Win
1/15/17	Green Bay 34, Dallas 31.....Loss
1/5/19	Dallas 24, Seattle 22.....Win
1/16/22	San Francisco 23, Dallas 17.....Loss

COWBOYS OVERTIME GAMES

The Cowboys have played in 41 regular season overtime games with a record of 22-19 since the NFL adopted the extra session in 1974.

	Score by Quarters					Total	Winning Score
	1	2	3	4	OT		
Sept. 28, 1975 at Texas Stadium	1	2	3	4	OT	—	
*St. Louis.....	0	3	14	14	0	—	31
DALLAS.....	0	7	21	3	6	—	37
DuPree 3 pass from Staubach at 7:07							
<i>Nov. 2, 1975 at RFK Stadium</i>							
*Dallas.....	0	17	0	7	0	—	24
WASHINGTON.....	3	7	7	7	6	—	30
Kilmer 1 run at 8:26							
<i>Sept. 18, 1977 at Metropolitan Stadium</i>							
Dallas.....	0	3	0	7	6	—	16
*MINNESOTA.....	7	0	0	3	0	—	10
Staubach 4 run at 8:46							
<i>Oct. 15, 1978 at Busch Stadium</i>							
*Dallas.....	0	7	14	0	3	—	24
ST. LOUIS.....	7	7	0	7	0	—	21
FG Septien 47 at 11:32							
<i>Dec. 19, 1981 at Giants Stadium</i>							
*Dallas.....	0	0	0	10	0	—	10
N.Y. GIANTS.....	0	0	7	3	3	—	13
FG Danelo 35 at 8:41							
<i>Oct. 9, 1983 at Texas Stadium</i>							
Tampa Bay.....	10	0	7	7	0	—	24
*DALLAS.....	7	7	3	7	3	—	27
FG Septien 42 at 10:22							
<i>Oct. 21, 1984 at Texas Stadium</i>							
New Orleans.....	0	17	10	0	0	—	27
*DALLAS.....	3	0	3	21	3	—	30
FG Septien 41 at 11:18							
<i>Nov. 15, 1987 at Sullivan Stadium</i>							
*Dallas.....	7	7	0	3	6	—	23
NEW ENGLAND.....	0	7	0	10	0	—	17
Walker 60 run at 13:10							
<i>Nov. 26, 1987 at Texas Stadium</i>							
*Minnesota.....	14	7	7	10	6	—	44
DALLAS.....	0	14	10	14	0	—	38
Nelson 24 run at 7:09							
<i>Nov. 10, 1991 at The Astrodome</i>							
Dallas.....	10	3	3	7	0	—	23
*HOUSTON.....	0	10	3	10	3	—	26
FG Del Greco 23 at 0:29							
<i>Jan. 2, 1994 at Giants Stadium</i>							
Dallas.....	3	10	0	0	3	—	16
*N.Y. GIANTS.....	0	0	10	3	0	—	13
FG Murray 41 at 4:16							
<i>Sept. 19, 1994 at Texas Stadium</i>							
*Detroit.....	3	7	7	0	3	—	20
DALLAS.....	7	0	3	7	0	—	17
FG Hanson 44 at 0:27							
<i>Sept. 17, 1995 at Hubert H. Humphrey Metrodome</i>							
*Dallas.....	6	3	0	8	6	—	23
MINNESOTA.....	3	7	0	7	0	—	17
Smith 31 run at 12:34							
<i>Nov. 10, 1996 at 3Com Park</i>							
*Dallas.....	0	7	0	10	3	—	20
SAN FRANCISCO.....	10	0	0	7	0	—	17
FG Boniol 29 at 8:43							
<i>Sept. 7, 1997 at Sun Devil Stadium</i>							
*Dallas.....	6	13	3	0	0	—	22
ARIZONA.....	0	7	7	8	3	—	25
FG Butler 20 at 6:30							
<i>Sept. 12, 1999 at Redskins Stadium</i>							
Dallas.....	7	7	0	21	6	—	41
*WASHINGTON.....	3	10	22	0	0	—	35
Ismail 76 pass from Aikman at 10:51							
*Dallas.....	0	10	3	0	3	—	16
CAROLINA.....	0	10	0	3	0	—	13
FG Seder 24 at 11:08							

COWBOYS OVERTIME GAMES, cont.

STAFF
PLAYERS
2021 SEASON
RECORDS
PLAYOFF RECORDS
OVERTIME GAMES
SIDELINES

	Score by Quarters					Total	Winning Score
	1	2	3	4	OT		
<i>Oct. 29, 2000 at Texas Stadium</i>							
*Jacksonville.....	0	17	0	0	6	—	23 Whitted 37 pass from Brunell at 11:16
DALLAS.....	7	0	3	7	0	—	17
<i>Nov. 5, 2000 at Veterans Stadium</i>							
Dallas.....	0	7	3	3	0	—	13
*PHILADELPHIA.....	0	0	0	13	3	—	16 FG Akers 32 at 7:05
<i>Nov. 4, 2001 at Giants Stadium</i>							
*Dallas.....	10	14	0	0	0	—	24
N.Y. GIANTS.....	0	7	7	10	3	—	27 FG Anderson 42 at 7:55
<i>Oct. 20, 2002 at Sun Devil Stadium</i>							
*Dallas.....	0	0	6	0	0	—	6
ARIZONA.....	3	3	0	0	3	—	9 FG Gramatica 40 at 3:10
<i>Sept. 15, 2003 at Giants Stadium</i>							
*Dallas.....	7	13	6	6	3	—	35 FG Cundiff 25 at 5:56
N.Y. GIANTS.....	7	0	7	18	0	—	32
<i>Oct. 16, 2005 at Texas Stadium</i>							
N.Y. Giants.....	3	3	0	7	0	—	13
*DALLAS.....	0	7	0	6	3	—	16 FG Cortez 45 at 11:13
<i>Nov. 24, 2005 at Texas Stadium</i>							
*Denver.....	7	7	7	0	3	—	24 FG Elm 24 at 13:39
DALLAS.....	7	7	0	7	0	—	21
<i>Oct. 12, 2008 at University of Phoenix Stadium</i>							
*Dallas.....	0	7	7	10	0	—	24
ARIZONA.....	7	0	7	10	6	—	30 Beisel 3 blocked punt return at 14:00
<i>Oct. 11, 2009 at Arrowhead Stadium</i>							
Dallas.....	0	3	7	10	6	—	26 Austin 60 pass from Romo at 8:22
*KANSAS CITY.....	0	10	3	7	0	—	20
<i>Dec. 5, 2010 at Lucas Oil Stadium</i>							
Dallas.....	10	7	10	8	3	—	38 FG Buehler 38 at 7:55
*INDIANAPOLIS.....	0	7	7	21	0	—	35
<i>Sept. 18, 2011 at Candlestick Park</i>							
Dallas.....	0	7	7	10	3	—	27 FG Bailey 19 at 12:07
*SAN FRANCISCO.....	0	14	7	3	0	—	24
<i>Nov. 20, 2011 at FedEx Field</i>							
Dallas.....	7	3	0	14	3	—	27 FG Bailey 39 at 5:39
*WASHINGTON.....	0	14	3	7	0	—	24
<i>Dec. 4, 2011 at University of Phoenix Stadium</i>							
Dallas.....	0	10	3	0	0	—	13
*ARIZONA.....	3	0	3	7	6	—	19 Stephens-Howling 56 pass from Kolb at 11:43
<i>Nov. 18, 2012 at AT&T Stadium</i>							
Cleveland.....	7	6	0	7	0	—	20
*DALLAS.....	0	0	3	17	3	—	23 FG Bailey 38 at 6:07
<i>Dec. 16, 2012 at AT&T Stadium</i>							
*Pittsburgh.....	0	10	7	7	0	—	24
DALLAS.....	3	7	7	7	3	—	27 FG Bailey 21 at 13:36
<i>Dec. 23, 2012 at AT&T Stadium</i>							
New Orleans.....	7	10	7	7	3	—	34 FG Hartley 20 at 10:33
* DALLAS.....	0	14	3	14	0	—	31
<i>Oct. 5, 2014 at AT&T Stadium</i>							
*Houston.....	0	0	7	10	0	—	17
DALLAS.....	0	3	7	7	3	—	20 FG Bailey 49 at 5:10
<i>Oct. 27, 2014 at AT&T Stadium</i>							
*Washington.....	3	0	7	7	3	—	20 FG Forbath 40 at 5:17
DALLAS.....	0	7	3	7	0	—	17
<i>Oct. 4, 2015 at Mercedes-Benz Superdome</i>							
Dallas.....	3	7	3	7	0	—	20
*NEW ORLEANS.....	7	0	6	7	6	—	26 Spiller 80 pass from Brees at 14:47
<i>Nov. 8, 2015 at AT&T Stadium</i>							
*Philadelphia.....	0	7	7	13	6	—	33 Matthews 41 pass from Bradford at 10:59
DALLAS.....	7	0	7	13	0	—	27
<i>Oct. 30, 2016 at AT&T Stadium</i>							
Philadelphia.....	3	10	7	3	0	—	23
*DALLAS.....	7	3	3	10	6	—	29 Witten 5 pass from Prescott at 7:48
<i>Oct. 7, 2018 at NRG Stadium</i>							
*Dallas.....	6	0	7	3	0	—	16
HOUSTON.....	0	10	3	3	3	—	19 FG Fairbairn 36 at 1:50
<i>Dec. 9, 2018 at AT&T Stadium</i>							
Philadelphia.....	0	0	6	17	0	—	23
*DALLAS.....	3	3	3	14	6	—	29 Cooper 15 pass from Prescott at 1:55
<i>Oct. 17, 2021 at Gillette Stadium</i>							
DALLAS.....	7	3	7	12	6	—	35 Lamb 35 pass from Prescott at 3:52
*New England.....	14	0	0	15	0	—	29
<i>Nov. 25, 2021 at AT&T Stadium</i>							
LAS VEGAS.....	14	3	10	6	3	—	36 FG Carlson 29 at 4:12
*Dallas.....	6	7	6	14	0	—	33

*Won toss to begin overtime

Bold indicates Dallas win

Cowboys in the Hall of Fame

Twenty members of the Pro Football Hall of Fame in Canton, Ohio, have been elected based on their accomplishments with the Cowboys – Bob Lilly in 1980, Roger Staubach in 1985, Tom Landry in 1990, Tex Schramm in 1991, Tony Dorsett and Randy White in 1994, Mel Renfro in 1996, Troy Aikman and Rayfield Wright in 2006, Michael Irvin in 2007, Bob Hayes in 2009, Emmitt Smith in 2010, Deion Sanders in 2011, Larry Allen in 2013, Charles Haley in 2015, Jerry Jones in 2017, Gil Brandt in 2019, Jimmy Johnson and Cliff Harris in 2020 and Drew Pearson in 2021. In addition, eight others with ties to the Cowboys have also been enshrined in Canton: Herb Adderley (1980), Lance Alworth (1978), Mike Ditka (1988), Forrest Gregg (1977), Tommy McDonald (1998), Terrell Owens (2018), Bill Parcells (2013) and Jackie Smith (1994).



8

★ TROY AIKMAN ★ Quarterback, 1989-2000 INDUCTED – 2006

In 12 NFL seasons, Troy Aikman became one of the game's great quarterbacks. As just the third player in NFL history to lead a team to three Super Bowl victories, Aikman rewrote virtually every passing record in Cowboys history. He closed his career with 94 regular season wins, including 90 in the decade of the 1990s – making him the winningest starting quarterback of any decade in NFL history to that point (Joe Montana held the record with 86 wins in the 1980s).

Along with that mark, Aikman held or was tied for 47 Dallas passing records, including the club's career records for attempts (4,715), completions (2,898), passing yards (32,942), touchdowns (165) and completion percentage (61.5% – third best in NFL history at the time of his retirement). He also posted a then club-high 13 regular season 300-yard passing games during his career.

Along the way to these marks, Aikman guided Dallas from the cellar of 1-15 in 1989 to six NFC East titles (1992-96 and 1998), four NFC Championship Games (1992-95) and three Super Bowl titles (XXVII, XXVIII and XXX). He was one of the game's most accurate passers, completing at least 60 percent of his passes in 98-of-165 career games. In the postseason, he reached the 60% completion mark in 12-of-16 games. He completed 70 percent or more of his passes 42 times in his career, with Dallas posting a 37.5 record in those games, and he produced the top six single-season completion percentages in club history.

With his passing accuracy, Aikman was able to establish a club-record with a career interception rate of 2.99% (now held by Tony Romo - 2.7%). Although not known for his fleet feet, Aikman successfully ran for a first down 49-of-72 times on third or fourth down during career. That ability to avoid the sack also allowed him to post the highest career pass attempts per sack ratio (19.2) in team history. Despite winning just one of his first 15 NFL starts, Aikman went on to start a club-record 180 games (165 regular season) at quarterback and post a 105-75 (.583) record, which includes an impeccable 11-4 mark in the postseason – 3-0 in the Super Bowl.

For his career, Aikman led the Cowboys from behind 16 times in the fourth quarter, including six times in the final 2:00. Another six times, he led the team to wins after the score was tied in the fourth quarter. Five of his game-winning drives came in overtime.

In the postseason Aikman truly shined. His four 300-yard passing days were the third best total in NFL history, and he holds the club records for postseason pass attempts (502), completions (320), yards (3,849), and completion percentage (63.7%). In addition, Aikman's 23 career postseason passing touchdowns was just one shy of Staubach's club record of 24.

The first overall choice in the 1989 draft out of UCLA, Aikman completed 64.8 percent of his passes for 5,298 yards and 41 touchdowns while throwing only 17 interceptions in two seasons as the starter. He finished his career as the third rated passer in NCAA history. The All-America led the Bruins to a 20-4 record, including wins in the 1987 Aloha Bowl and the 1989 Cotton Bowl. He transferred to UCLA - where he received his degree in sociology in June, 2009 - after two seasons at Oklahoma (1984-85).

Aikman was born Nov. 21, 1966 in West Covina, Cal.

AIKMAN'S ACCOMPLISHMENTS:

- ★ 6-Time Pro Bowl selection
- ★ MVP of Super Bowl XXVII
- ★ Super Bowl XXVII, XXVIII and XXX titles
- ★ 3 NFC Titles
- ★ 6 NFC East Titles
- ★ 1997 NFL Man of the Year
- ★ Held or tied for 47 club passing records
- ★ UCLA Hall of Fame

AIKMAN'S CAREER PASSING TOTALS

Year Team	Starting Record	Att	Com	Comp %	Yards	TD	Int	Long	Sacks/Yards	Rating
1989 Dallas.....	0-11	293	155	52.9	1,749	9	18	75†	19/155	55.7
1990 Dallas.....	7-8	399	226	56.6	2,579	11	18	61†	39/288	66.6
1991 Dallas.....	7-5	363	237	65.3	2,754	11	10	61†	32/224	86.7
1992 Dallas.....	13-3	473	302	63.8	3,445	23	14	87†	23/112	89.5
1993 Dallas.....	11-3	392	271	69.1	3,100	15	6	80†	26/153	99.0
1994 Dallas.....	10-4	361	233	64.5	2,676	13	12	90	14/59	84.9
1995 Dallas.....	12-4	432	280	64.8	3,304	16	7	50	14/89	93.6
1996 Dallas.....	10-5	465	296	63.7	3,126	12	13	61	18/120	80.1
1997 Dallas.....	6-10	518	292	56.4	3,282	19	12	64†	33/269	78.0
1998 Dallas.....	7-4	315	187	59.4	2,330	12	5	67†	9/58	88.5
1999 Dallas.....	7-7	442	263	59.5	2,964	17	12	90†	19/130	81.1
2000 Dallas.....	4-7	262	156	59.5	1,632	7	14	48	13/91	64.3
Totals.....	94-71	4,715	2,898	61.5	32,942	165	141	90†	259/1,748	81.6
Playoffs										
1991 Dallas.....	0-1	16	11	68.8	114	0	1	25	3/26	63.0
1992 Dallas.....	3-0	89	61	68.5	795	8	0	70	7/43	126.4
1993 Dallas.....	3-0	82	61	74.4	686	5	3	35	7/28	104.0
1994 Dallas.....	1-1	83	53	63.9	717	4	4	94†	5/35	87.3
1995 Dallas.....	3-0	80	53	66.3	717	4	1	47	4/25	106.1
1996 Dallas.....	1-1	65	37	56.9	343	1	4	23	3/26	51.0
1998 Dallas.....	0-1	49	22	44.9	191	1	3	19	4/27	37.0
1999 Dallas.....	0-1	38	22	57.9	286	0	1	45	1/8	70.7
Totals.....	11-5	502	320	63.7	3,849	23	17	94†	34/218	88.3



73

★ LARRY ALLEN ★
Guard/Tackle, 1994-2005
INDUCTED – 2013

As a member of the NFL's All-Decade team for the 1990s and 2000s, Larry Allen was widely recognized as one of the NFL's premier offensive linemen, and he established himself as one of the most decorated offensive players in Dallas Cowboys and NFL history.

In 14 NFL seasons since being drafted in the second round out of Sonoma State, Allen was named to more Pro Bowls (10) than any other offensive lineman in Cowboys history. He also earned another Pro Bowl berth in 2006 while finishing his career with the San Francisco 49ers, bringing his Pro Bowl total to 11 selections. He was also named All-Pro seven times, six times at guard (1995-97, 1999-01) and once at tackle (1998). With his Pro Bowl selection at tackle in 1998, he became just the third player in league history to be selected to the Pro Bowl at more than one offensive line position during his career, joining Bruce Matthews (guard/center) and Chris Hinton (guard/tackle).

An ankle injury in the second week of the 2002 season limited Allen to five games and snapped his seven-year string of trips to the Pro Bowl, the fourth-longest streak in club history and the standard for Pro Bowl selections by a Dallas offensive lineman. Allen fully recovered from his injury and earned his eighth Pro Bowl selection in 2003, tying Emmitt Smith as the only Dallas offensive player to be selected to eight Pro Bowls. In 2004, he earned his ninth trip to Hawaii. Allen is tied with Mel Renfro and Jason Witten (10) for the second-most Pro Bowl selections by a Cowboy, with those players trailing Bob Lilly (11).

He played all but one position along the offensive line in his 12 seasons in Dallas, moving between right tackle (1994), right guard (1995-97), left tackle (1997-98) and left guard (1999-03). During his illustrious career in Dallas, Allen was a member of an offensive unit that posted the four lowest sacks allowed totals in club history with 18 in 1995, 19 in 1996 and 1998, and 20 in 1994. He also played a very important part in Smith's race toward the all-time NFL rushing mark, having blocked for eight of Smith's 11 1,000-yard rushing seasons. Smith gained 11,463 of his 17,162 career yards with Dallas after Allen joined the Cowboys in 1994 and was a pivotal member of the Super Bowl XXX Champion team in 1995.

With a career-best bench press of 700 pounds and a squat lift of 900 pounds, Allen is also considered to be the strongest man to ever play professional football. After missing most of 2002 with a sprained left ankle that required surgery to remove bone spurs, Allen went on to start 48 straight games before signing and playing for two seasons (2006-07) with San Francisco where he started the final 27 games of his career. Allen started 197-of-203 career games played.

ALLEN'S ACCOMPLISHMENTS:

- ★ 11-time Pro Bowl selection
- ★ 7-time All Pro
- ★ Super Bowl XXX title
- ★ 2 NFC Championships
- ★ 4 Division Titles
- ★ 1990s and 2000s member of NFL's All-Decade Teams
- ★ Blocked for eight of Emmitt Smith's 11 1,000-yard seasons



Larry Allen became the second Cowboys offensive lineman selected to both the Pro Football Hall of Fame and the Ring of Honor at AT&T Stadium. He joined Rayfield Wright as the only two.



★ GIL BRANDT ★
Vice President of Player Personnel, 1960-88
INDUCTED – 2019

From the inception of the Dallas Cowboys in 1960, to 13 division titles, two Super Bowl titles and 20 consecutive winning seasons, Gil Brandt was behind the scenes as the man responsible for finding the next Cowboys cornerstone player. Throughout his tenure with the Dallas Cowboys, Brandt oversaw the acquisition of 15 of the 19 players who are currently in the Ring of Honor - including two undrafted free agents in Cliff Harris and Drew Pearson, a pair of seventh round selections in Rayfield Wright and Bob Hayes, and a 10th round draft choice by the name of Roger Staubach. From that group, nine men also earned induction into the Pro Football Hall of Fame.


In 30 years with the Cowboys, Brandt distinguished himself at the top of his profession - as an innovator - and someone who set the standard for excellence in the area of player personnel. Whether it be introducing computers and technology into the player evaluation process, negotiating contracts, or inviting 80 undrafted rookie free agents to training camp every year, Brandt brought new and creative philosophies to player acquisition that were copied by many teams in the NFL - and are still being used today.

Brandt was the first person to introduce computers to scouting. He worked with IBM to build a scoring system that assigned a numerical value to players, giving the Cowboys a more efficient way of evaluating talent. These numerical grades were then stored in punch cards and were input into the IBM mainframe so the Cowboys could average the scores of many scouting reports for a particular player and then assign players ranks. This system helped identify high-value players in the lower rounds of the NFL Draft, such as running back Herschel Walker in the fifth round of the 1985 draft and defensive tackle Chad Hennings in the 11th round of the 1988 draft. Brandt was also able mine NFL talent from unusual places, such as the basketball court or the track and field complex, discovering players like four-time All-Pro cornerback Cornell Green and Pro Football Hall of Fame wide receiver Bob Hayes. Brandt helped field the team that came to win two Super Bowls under Tom Landry by combining these technological advances in scouting and developing the Cowboys system based heavily on numbers and statistics.

In the 30 years that have passed since 1989, Brandt has become one of the greatest ambassadors for not only the Cowboys, but for the entire National Football League. Each year, he works at the NFL Combine, the Super Bowl, the NFL Draft, and at the Pro Football Hall of Fame induction, handling a wide variety of duties. In all, Brandt has been involved with professional football for 60 years, a remarkable achievement that he continues to this day. He is credited with helping to create the NFL Scouting Combine, and he is solely responsible for overseeing player invitations to the NFL draft.

BRANDT'S ACCOMPLISHMENTS:

- ★ 20 Consecutive Winning Seasons (1966-85)
- ★ 13 Divisional Titles
- ★ Super Bowl VI and XII Titles
- ★ Helped Create the NFL Scouting Combine
- ★ Modernized Scouting Methods Using Technology
- ★ Drafted Nine Hall of Fame Players





33

★ TONY DORSETT ★ Running Back, 1977-87 INDUCTED – 1994

Tony Dorsett arrived in Dallas in 1977 via a draft-day deal the Cowboys swung with the Seattle Seahawks for the sole intention of selecting the Heisman Trophy winner from the University of Pittsburgh. Then Cowboys president and General Manager Tex Schramm paid what seemed like a bundle for the right to draft Dorsett: one first-round, and three second-round choices. Following an 11-year career in Dallas, he indeed proved to be a steal of a deal for an eventual Pro Football Hall of Fame player.

The Dorsett deal paid dividends in his very first year with the Cowboys, the four-time All-American picked up where he left off in college, rushing for 1,007 yards to earn NFL Offensive Rookie of the Year honors and at the time, set the rushing bar for rookie running backs in Dallas.

"A lot of the people said I wouldn't last in this league," Dorsett said in 1987. "I was the skinny little kid from Aliquippa, Pa., who wasn't supposed to make it."

Dorsett did make it, in fact he became one of the greatest running backs in NFL history. On Sept. 26, 1988 while playing his final NFL season with the Denver Broncos, Dorsett moved into second place on the NFL all-time rushing list with 12,306 rushing yards, and eventually finished his career with 12,739 yards. At the time, Dorsett trailed only Walter Payton when he retired after suffering a knee injury the following summer, but now ranks ninth behind Emmitt Smith, Payton, Barry Sanders, Curtis Martin, Frank Gore, LaDainian Tomlinson, Jerome Bettis and Eric Dickerson.

By the time Dorsett completed his 12-year career, he had collected a victory in Super Bowl XII, four Pro Bowl selections, one All-Pro honor and three All-NFC selections.

One of the most notable moments of Dorsett's career came on Jan. 2, 1983, before a Monday Night Football television audience playing against the Minnesota Vikings. Dorsett received a handoff from quarterback Danny White and proceeded to run 99-yards for a touchdown, thus recording an unbreakable NFL record. Dorsett's greatest season came in 1981 when he rushed for 1,646 yards, a franchise record at the time, a total that now ranks fourth all-time.

"When he came to us, we hadn't had a strong running attack for about three years," Hall of Fame quarterback Roger Staubach once said. "Tony Dorsett is one of the greatest backs in NFL history."

Dorsett was the Heisman Trophy winner in 1976 and was the first Pitt football player to have his jersey retired. Dorsett left Pitt as a four-time All-American and four-time 1,000-yard rusher. His final collegiate highlight was a 27-3 victory over Georgia in the Sugar Bowl to claim the national title.

In 1994 Dorsett became the ninth Cowboys player inducted into the Ring of Honor, and that same year he was inducted into the Pro Football Hall of Fame.

He was born April 7, 1954, in Rochester, Pa.

DORSETT'S ACCOMPLISHMENTS:

- ★ 4-Time Pro Bowl selection
- ★ 1-Time All-Pro
- ★ NFL Offensive Rookie of the Year
- ★ 3 All-NFC selections
- ★ Super Bowl XII Title
- ★ NFL Record 99-yard TD Run (Jan. 3, 1983 at Minnesota)
- ★ 8th All-Time NFL Career Rushing (12,739)
- ★ 1976 Heisman Trophy (University of Pittsburgh)

DORSETT'S CAREER TOTALS

Year Team	GP	RUSHING						RECEIVING				
		Att	Yds	Avg	Long	TD	Rec	Yds	Avg	Long	TD	
1977 Dallas	14	208	1,007	4.8	84t	12	29	273	9.4	23	1	
1978 Dallas	16	290	1,325	4.6	63	7	37	378	10.2	91t	2	
1979 Dallas	14	250	1,107	4.4	41	6	45	375	8.3	32	1	
1980 Dallas	15	278	1,185	4.3	56	11	34	263	7.7	27	0	
1981 Dallas	16	342	1,646	4.8	75t	4	32	325	10.2	73t	2	
1982 Dallas	9	177	745	4.2	99t	5	24	179	7.5	18	0	
1983 Dallas	16	289	1,321	4.6	77	8	40	287	7.2	24	1	
1984 Dallas	16	302	1,189	3.9	31t	6	51	459	9.0	68t	1	
1985 Dallas	16	305	1,307	4.3	60t	7	46	449	9.8	56t	3	
1986 Dallas	13	184	748	4.1	33	5	25	267	10.7	30t	1	
1987 Dallas	12	130	456	3.5	24	1	19	177	9.3	33	1	
1988 Denver	16	181	703	3.9	26	5	16	122	7.6	16	0	
Totals	173	2,936	12,739	4.3	99t	77	398	3,554	8.9	91t	13	



94 ★ CHARLES HALEY ★

Defensive End, 1992-1996

INDUCTED – 2015

One of the most gifted pass rushers in his time in the NFL, Charles Haley left Dallas as the only player in league history to collect five Super Bowl rings. A mainstay on the Cowboys defensive line since arriving in Dallas via a trade with San Francisco in 1992, Haley earned his final ring in a 27-17 win over Pittsburgh in Super Bowl XXX. As a starter on Super Bowl contenders from his first day in the league, Haley played on 11 playoff teams in his 12 years in the league. Haley joined the San Francisco 49ers in 1986 as the team's fourth round draft pick and developed into one of the NFL's most devastating pass rushers during a career split between the 49ers and Dallas.

Haley was a member of two 49ers championship teams (Super Bowls XXIII and XXIV) before his trade to Dallas. He earned three more Super Bowl rings during his first four seasons with the Cowboys.

Haley began his NFL career at linebacker and led San Francisco in sacks in each of his first six seasons. He recorded four double-digit sack totals with the 49ers, including 12 sacks as a rookie and a career-high and NFC-leading 16 sacks in 1990. He was moved to defensive end after his trade to Dallas and continued to excel at pressuring the quarterback. He added two more double-digit sack seasons in 1994 and 1995. Haley then suffered a serious back injury in 1996 that limited him to just five games. He retired after undergoing surgery. However, after a two-year hiatus, Haley re-signed with the 49ers as a backup defensive end for two playoff games in 1998. He came back to play one final season in 1999 and added three sacks to his career total.

When he walked away for the final time, Haley had amassed 100.5 sacks during his 169-game career. He was twice named NFC Defensive Player of the Year (1990 and 1994), voted to five Pro Bowls and named All-Pro two times, once as a linebacker and once as a defensive end. He played in six NFC championship games over a seven-season period. He started at left outside linebacker for the 49ers in the 1988, 1989, and 1990 games and at right defensive end for the Cowboys in the conference championships in 1992, 1993, and 1994. He was inactive for the Cowboys victory in the 1995 NFC Championship Game.

Haley was a member of 10 division championship teams during his 12-season NFL career. His final season marked the only year he played on a team with a losing record. Prior to that, the fewest number of wins in a season any 49ers and Cowboys team recorded with Haley on the roster was 10.

HALEY'S ACCOMPLISHMENTS:

- ★ Super Bowl XIII, XXIV, XXVII, XXVIII and XXX titles
- ★ 5-time Pro Bowl selection
- ★ 2-time All Pro
- ★ 19th player in NFL history to top 100 career sacks
- ★ 2-time NFC Defensive Player of the Year (1990 and 1994)

HALEY'S CAREER TOTALS

Year Team	GP-GS	DEFENSE										INTERCEPTIONS					FUMBLES REC			
		ST	AT	TT	Sks	Tk/Ls	Prs	PBU	FF	No	Yds	Avg	Lg	TD	No	Yds	Avg	Lg	TD	
1986 San Francisco	16-1	49	10	--	59	12.0	-	-	3	4	1	8	8.0	8	0	1	0	0.0	0	0
1987 San Francisco	12-2	21	4	--	25	6.5	-	-	3	1	0	0	0.0	0	0	0	0.0	0	0	
1988 San Francisco	16-14	50	19	--	69	11.5	-	-	4	1	0	0	0.0	0	0	2	0	0.0	0	
1989 San Francisco	16-16	43	14	--	57	10.5	-	-	6	3	0	0	0.0	0	0	1	3	3.0	3t	1
1990 San Francisco	16-16	52	6	--	58	16.0	-	-	9	3	0	0	0.0	0	0	1	0	0.0	0	0
1991 San Francisco	14-14	46	7	--	53	7.0	-	-	6	2	0	0	0.0	0	0	1	3	3.0	3	0
1992 Dallas	15-13	21	18	--	39	6.0	2(-3)	42	2	2	0	0	0.0	0	0	0	0	0.0	0	0
1993 Dallas	14-11	30	11	--	41	4.0	6(-17)	28	2	3	0	0	0.0	0	0	1	0	0.0	0	0
1994 Dallas	16-16	49	19	--	68	12.5	9(-22)	52	2	3	1	1	1.0	1	0	0	0	0.0	0	0
1995 Dallas	13-11	30	5	--	35	10.5	1(-3)	33	1	2	0	0	0.0	0	0	0	0	0.0	0	0
1996 Dallas	5-5	7	0	--	7	1.0	2(-6)	5	0	1	0	0	0.0	0	0	0	0	0.0	0	0
1998 San Francisco	0-0	0	0	--	0	0.0	-	-	0	0	0	0	0.0	0	0	0	0	0.0	0	0
1999 San Francisco	16-0	7	1	--	8	3.0	-	-	3	0	0	0	0.0	0	0	0	0	0.0	0	0
Totals	169-119	405	114	--	519	100.5	20(-51)	160	41	25	2	9	4.5	8	0	7	6	0.6	3t	1



43

★ CLIFF HARRIS ★
Safety, 1970-79
INDUCTED - 2020

Arriving in Dallas in 1970 as an undrafted free agent from tiny Ouachita Baptist in Arkansas, Cliff Harris went on to crack the starting lineup as a rookie, before missing time to military service. Harris then started the next nine consecutive years and earned six consecutive Pro Bowls and four straight All-NFL teams.

A key member of two Super Bowl winning teams, and teams that earned three more trips to Super Bowls in the 70s, Harris was at his best in the postseason, finishing his career with six interceptions in 21 playoff games and earned a spot on the 1970s NFL All-Decade Team.

Harris, who earned the nickname "Captain Crash" by his teammates for his punishing hits and reckless pursuit of ball carriers, finished his 10-year Cowboys career with 29 interceptions and 16 fumble recoveries - tied for second in team history. Harris also guided the defense to a top-10 finish in each of his 10 seasons with Dallas, including the best defense in the league in 1977. When he retired, his 29 interceptions ranked fifth on the team's all-time interceptions list.

Early in his career, Harris saw time returning kickoffs and punts, averaging a career-best 28.4 yards-per-kickoff return in 1971. Over the five years in which he saw time as a returner (1970-74), he took back 63 kickoffs for 1,622 yards (25.7) and 66 punts for 418 yards (6.3) with 29 fair catches.

He led or tied for the team lead in interceptions three times (1974, 1977, 1979), kickoff returns twice (1971-72) and punt returns (1971-72), and his six postseason interceptions rank third in Cowboys history.

Upon retiring, Harris' name popped up on a few league records - tied for the most Super Bowl games by an individual (five), most postseason fumble recoveries (four) and tied for the most postseason games (21).

Harris was also inducted into the NAIA Hall of Fame in Kansas City in 1978.

HARRIS' ACCOMPLISHMENTS:

- ★ 6-Time Pro Bowl selection
- ★ 4 All-NFL Teams
- ★ Super Bowl VI and XII titles
- ★ 5 Super Bowl appearances
- ★ 7 NFC East titles
- ★ 7 NFC Championship Games
- ★ 1970s All-Decade Team
- ★ 22.1 yards-per-kickoff return, club playoff record
- ★ 4 postseason fumble recoveries, club playoff record
- ★ Tied for second in club history with 16 fumble recoveries

HARRIS' CAREER TOTALS

Year Team	GP-GS	INTERCEPTIONS					DEFENSE FUMBLES REC					KICKOFF RETURNS					PUNT RETURNS						
		No	Yds	Avg	Lg	TD	No	Yds	Avg	Lg	TD	No	Yds	Avg	Lg	TD	No	Yds	Avg	FC	Lg	TD	
1970 Dallas.....	11-5	2	66	33.0	60	0	3	31	10.3	31	0	1	22	22.0	22	0	0	0	0.0	0	0	0	0
1971 Dallas.....	14-11	2	0	0.0	0	0	3	-6	-2.0	-6	0	29	823	28.4	77	0	17	129	7.6	8	35	0	
1972 Dallas.....	14-14	3	40	13.3	23	0	2	13	6.5	13	0	26	615	23.7	44	0	19	78	4.1	16	21	0	
1973 Dallas.....	14-14	2	9	4.5	5	0	0	0	0.0	0	0	6	148	24.7	33	0	3	20	6.7	3	12	0	
1974 Dallas.....	14-14	3	8	2.7	8	0	2	36	18.0	19	0	1	14	14.0	14	0	26	193	7.4	2	19	0	
1975 Dallas.....	14-14	3	58	19.3	27	1	2	0	0.0	0	0	0	0	0.0	0	0	0	0	0.0	0	0	0	
1976 Dallas.....	14-12	3	32	10.7	29	0	0	0	0.0	0	0	0	0	0.0	0	0	0	0	0.0	0	0	0	
1977 Dallas.....	14-14	5	7	1.4	7	0	0	0	0.0	0	0	0	0	0.0	0	0	1	-2	-2.0	0	-2	0	
1978 Dallas.....	16-16	4	26	6.5	23	0	2	17	8.5	17	0	0	0	0.0	0	0	0	0	0.0	0	0	0	
1979 Dallas.....	16-16	2	35	17.5	20	0	2	0	0.0	0	0	0	0	0.0	0	0	0	0	0.0	0	0	0	
Totals.....	141-130	29	281	9.7	60	1	16	91	5.7	31	0	63	1,622	25.7	77	0	66	418	6.3	29	35	0	
Playoffs																							
1970 Dallas.....	3-0	0	0	0.0	0	0	1	0	0.0	0	0	1	18	18.0	18	0	0	0	0.0	0	0	0	0
1971 Dallas.....	3-3	2	32	16.0	30	0	0	0	0.0	0	0	2	40	20.0	21	0	1	1	1.0	2	1	0	
1972 Dallas.....	2-2	0	0	0.0	0	0	1	0	0.0	0	0	5	112	22.4	33	0	0	0	0.0	0	0	0	0
1973 Dallas.....	2-2	0	0	0.0	0	0	1	0	0.0	0	0	3	73	24.3	34	0	0	0	0.0	0	0	0	0
1974 Dallas.....	0-0	0	0	0.0	0	0	0	0	0.0	0	0	0	0	0.0	0	0	0	0	0.0	0	0	0	0
1975 Dallas.....	3-3	1	22	22.0	22	0	0	0	0.0	0	0	0	0	0.0	0	0	3	14	4.7	0	9	0	
1976 Dallas.....	1-1	0	0	0.0	0	0	0	0	0.0	0	0	0	0	0.0	0	0	0	0	0.0	0	0	0	0
1977 Dallas.....	3-3	0	0	0.0	0	0	1	0	0.0	0	0	0	0	0.0	0	0	0	0	0.0	0	0	0	0
1978 Dallas.....	3-3	2	27	13.5	22	0	0	0	0.0	0	0	0	0	0.0	0	0	0	0	0.0	0	0	0	0
1979 Dallas.....	1-1	1	22	22.0	22	0	0	0	0.0	0	0	0	0	0.0	0	0	0	0	0.0	0	0	0	0
Totals.....	21-18	6	103	17.2	30	0	4	0	0.0	0	0	11	243	22.1	34	0	4	15	3.8	2	9	0	



22

★ **BOB HAYES** ★
Wide Receiver, 1965-74
INDUCTED – 2009

In his 10 seasons with the Dallas Cowboys, "Bullet" Bob Hayes revolutionized the wide receiver position and the way defenses would play in the NFL. He began his 11-year NFL career after winning two Olympic gold medals at the 1964 Olympic Games in Tokyo, Japan. He tied the world record (10.06 seconds) in the 100-meter dash and claimed his second gold medal running the anchor leg of the 400-meter relay to earn the title of "The World's Fastest Human." He arrived in Dallas in similar fashion to become – and remain – the only rookie in franchise history to ever lead the team in receptions (46), receiving yards (1,003) and a rookie club record of 12 touchdown catches. His 12 touchdown receptions as a rookie are currently tied for fourth in league history. His speed and threat of being able to go long forced teams to install the zone defense to corral Hayes.

Hayes finished his Cowboys career with 365 catches (eighth), for 7,295 yards (sixth) and 71 touchdowns (second). In club record books, Hayes still holds team receiving marks for most points in a game (24, tied), most touchdowns in a game (four, tied), most receptions by a rookie, season (46), most receptions by a rookie, game (eight, tied), longest reception (95t), highest career receiving average (20.0), highest single-season receiving average (26.1), touchdowns in a season by a rookie (12) and touchdowns in a game (four, tied).

Hayes was also a threat as a punt returner, returning 104 punts (fourth in team history) for 1,158 yards (fourth) and three touchdowns (tied for second). His 11.1 yard-per-return average is second in team record books only to Deion Sanders (13.3).

Hayes was a three-time Pro Bowl selection and became just the third rookie in club history (Don Perkins – 1961 and Mel Renfro – 1964) to be named to the Pro Bowl. He also earned All-Pro selections four times (1965-68) and was inducted into the Dallas Cowboys Ring of Honor in a halftime celebration against San Diego on Sept. 23, 2001.

Hayes split his time between football and track and field at Florida A&M where he became famous as the "World's Fastest Human." In 1963 he set the world record (9.1 seconds) in the 100-yard dash, a record that stood for 11 years.

Hayes was born December 20, 1942.

HAYES' ACCOMPLISHMENTS:

- ★ 3-Time Pro Bowl selection
- ★ Super Bowl VI title
- ★ 2 Eastern Conference Titles
- ★ 2 NFC East titles
- ★ 2 NFC titles
- ★ Holds or tied for 11 club records
- ★ 2 Capitol Division Titles
- ★ Won two Olympic gold medals at the 1964 Olympic Games in Tokyo, Japan
- ★ He tied the then world record (10.06 seconds) in the 100-meter dash

HAYES' CAREER TOTALS

Year Team	GP	RECEIVING					PUNT RETURNS					
		Rec	Yds	Avg	Long	TD	Ret	Yds	Avg	FC	Long	TD
1965 Dallas.....	13	46	1,003	21.8	82t	12	12	153	12.8	2	47	0
1966 Dallas.....	14	64	1,232	19.3	95t	13	17	106	6.2	4	18	0
1967 Dallas.....	13	49	998	20.4	64t	10	24	276	11.5	6	69t	1
1968 Dallas.....	14	53	909	17.2	54t	10	15	312	20.8	10	90t	2
1969 Dallas.....	10	40	746	18.7	67t	4	18	178	9.9	5	50	0
1970 Dallas.....	13	34	889	26.1	89t	10	15	116	7.7	7	34	0
1971 Dallas.....	14	35	840	24.0	85t	8	1	5	5.0	0	5	0
1972 Dallas.....	12	15	200	13.3	29	0	0	0	0.0	0	0	0
1973 Dallas.....	13	22	360	16.4	47	3	0	0	0.0	0	0	0
1974 Dallas.....	12	7	118	16.9	35t	1	2	11	5.5	0	6	0
1975 San Francisco	4	6	119	19.8	36	0	0	0	0.0	0	0	0
Totals	132	371	7,414	20.0	95t	71	104	1,158	11.1	34	90t	3
Playoffs												
1966 Dallas.....	1	1	1	1.0	1	0	3	-9	-3.0	0	1	0
1967 Dallas.....	2	8	160	20.0	86t	1	3	141	47.0	2	68	0
1968 Dallas.....	1	5	83	16.6	29	0	0	0	0.0	2	0	0
1969 Dallas.....	1	4	44	11.0	17	0	0	0	0.0	0	0	0
1970 Dallas.....	3	2	61	30.5	41	0	4	17	4.3	2	8	0
1971 Dallas.....	3	7	76	10.9	18	1	2	2	1.0	3	3	0
1972 Dallas.....	2	1	13	13.0	13	0	0	0	0.0	0	0	0
1973 Dallas.....	2	3	54	18.0	29	0	0	0	0.0	0	0	0
Totals	15	31	492	15.9	86t	2	12	151	12.6	9	68	0



88

★ MICHAEL IRVIN ★
Wide Receiver, 1988-99
INDUCTED – 2007

Despite having his career cut short due to a spine injury, Michael Irvin left the NFL following the 1999 season owning or tied for 20 Cowboys receiving records. Those marks included career receptions (750), yardage (11,904) and 100-yard receiving games (47). During his illustrious career, Irvin also etched his name in the NFL record books. In league history, only Jerry Rice (12) and Steve Largent (8) had recorded more 1,000-yard receiving seasons than the seven produced by Irvin at the time of his retirement. His 11 100-yard receiving games during the 1995 season is still the NFL standard, as is the seven consecutive 100-yard games he produced that same year. Irvin's 47 career 100-yard receiving games are tied for eighth in NFL history, and the Cowboys posted a 36-11 record when Irvin topped the 100-yard mark. In the 1990s, Irvin's consistent ability to achieve at the highest level established his place among the game's elite receivers. He finished his career tied with Charlie Joiner for 10th in NFL history on the all-time reception list, and he was ninth in league history in receiving yardage.

Irvin was selected to five Pro Bowls between 1991-98, giving him two more Pro Bowl appearances than any other wide receiver in club history. He is one of only two Cowboys players (Jason Witten 2007-11) to top 75 catches in five straight seasons (1991-1995), and his reception and yardage totals for six of the years between 1991-98 represent six of the top nine single-season performances in club history: 1997 (75 receptions for 1,180 yards); 1995 (111 for 1,603); 1994 (79 for 1,241), 1993 (88 for 1,330), 1992 (78 for 1,396) and 1991 (93 for 1,523). Irvin also stands alone as the club record holder in terms of most consecutive seasons leading the team in receptions (eight, 1991-98) and most total seasons leading the club in receptions (eight). He led or tied for the team lead in catches in 85 of his last 130 regular season games. Including playoff games, he had a catch of 20-yards-or-more in 121 of the 175 NFL games he played. Irvin's career receiving average of 15.9 is the fourth highest in team history, and he is fourth on the club's all-time receiving touchdown list with 65 - trailing Dez Bryant (73), Jason Witten (72) and Bob Hayes (71).

Of his 750 career regular season catches, 95 went for 20-29 yards, 38 for 30-39, 18 for 40-49, 10 for 50-59 and nine for 60 yards-or-more. After entering the League in 1988, he started 147-of-159 regular season games (163-of-175 including playoffs). Irvin did not miss a start due to injury after the 1990 season, when he was overcoming a 1989 knee injury. Always a clutch performer, he became Troy Aikman's go-to-guy on third or fourth down and prospered, leading the team in catches on third or fourth down for first downs in '92 (22), '93 (16), '94 (20), '95 (27), '97 (23) and '98 (16). He had 165 first down catches on third or fourth down in his last 121 games and 185 after returning from the knee injury in 1990.

His performance in the postseason was every bit as impressive as his consistent play throughout the regular season. His six career 100-yard receiving days in the postseason are two shy of the NFL mark of eight by Jerry Rice. Irvin's 87 postseason receptions place him sixth in NFL playoff history, and his 1,315 postseason receiving yards rank second in league annals behind Rice (2,245).

Irvin was the 11th overall choice in 1988 draft out of Miami, Florida, where in just three seasons as a starter he set career records for catches (143), receiving yards (2,423) and touchdown receptions (26).

Irvin was born March 3, 1966.

IRVIN'S ACCOMPLISHMENTS:

- ★ 5-Time Pro Bowl selection
- ★ Super Bowl XXVII, XXVIII and XXX titles
- ★ 3 NFC Titles
- ★ 6 NFC East Titles
- ★ Held or tied for 20 club receiving records
- ★ 1991 NFL Alumni Wide Receiver of the Year
- ★ 1992 Pro Bowl Most Valuable Player
- ★ Set an NFL record with 11 100-yard receiving games in 1995

IRVIN'S COWBOYS TOTALS

Year Team	GP-GS	RECEIVING				
		Rec	Yds	Avg	Long	TD
1988 Dallas.....	14-10	32	654	20.4	61t	5
1989 Dallas.....	6-6	26	378	14.5	65t	2
1990 Dallas.....	12-7	20	413	20.7	61t	5
1991 Dallas.....	16-16	93	1,523	16.4	66t	8
1992 Dallas.....	16-14	78	1,396	17.9	87t	7
1993 Dallas.....	16-16	88	1,330	15.1	61t	7
1994 Dallas.....	16-16	79	1,241	15.7	65t	6
1995 Dallas.....	16-16	111	1,603	14.4	50	10
1996 Dallas.....	11-11	64	962	15.0	61	2
1997 Dallas.....	16-16	75	1,180	15.7	55	9
1998 Dallas.....	16-15	74	1,057	14.3	51	1
1999 Dallas.....	4-4	10	167	16.7	37t	3
Totals Dallas.....	159-147	750	11,904	15.9	87t	65
Playoffs						
1991 Dallas.....	2-2	9	167	18.6	25	0
1992 Dallas.....	3-3	18	288	16.0	33	2
1993 Dallas.....	3-3	16	215	13.4	27	1
1994 Dallas.....	2-2	18	303	16.8	53t	2
1995 Dallas.....	3-3	13	185	14.2	36t	3
1996 Dallas.....	2-2	9	125	13.9	22	0
1998 Dallas.....	1-1	4	32	8.0	11	0
Totals.....	16-16	87	1,315	15.1	53	8





★ JIMMY JOHNSON ★

Head Coach, 1989-93

INDUCTED – 2020

Jimmy Johnson was named the first Cowboys head coach under then new owner Jerry Jones in 1989. He arrived in the pro ranks after a very successful collegiate coaching career that included a national championship with the University of Miami.

In five seasons with the Cowboys, Johnson guided the team to two Super Bowl championships. In his first season in Dallas, Johnson's team finished 1-15, then 7-9 in 1990 before making a return to the playoffs in 1991 with an 11-5 finish.

The Cowboys then returned to the top of the NFL in 1992 and 1993 with back-to-back Super Bowl titles. Both seasons, Dallas claimed NFC Eastern Division titles, defeated the San Francisco 49ers in the NFC Championship game and overcame the Buffalo Bills in the Super Bowl.

On a personal front, Johnson was named NFL Coach of the Year by the Associated Press following the 1990 season after the team posted a 7-9 finish, narrowly missing the postseason by one game.

Johnson's 1992 team finished with a team-record 13 wins en route to an NFC Eastern Division crown. Dallas beat the Eagles in the Divisional round, followed by a win over the 49ers in the NFC Conference Championship. Dallas' return to the Super Bowl was highlighted by a 52-17 win over the Bills - the team's first league title since the 1977 season.

The following season, the defending NFL champion Dallas Cowboys entered the playoffs as the NFC's number one seed with 12-4 regular season finish. Dallas handed the Green Bay Packers a loss, then beat the 49ers to earn a rematch with the Bills in Super Bowl XXVIII. The Cowboys dealt Buffalo a 30-13 loss to claim Dallas' fourth Super Bowl championship.

Johnson left Dallas after compiling a 44-36 regular season record (.550 winning percentage) and an impressive 7-1 postseason mark (.875). He coached 10 Pro Bowl players who earned a combined 22 Pro Bowl selections in his five seasons in Dallas. Johnson also coached five future Hall of Famers in the peak of their careers - Troy Aikman, Larry Allen, Charles Haley, Michael Irvin and Emmitt Smith.

He returned to the NFL sidelines as the head coach of the Miami Dolphins (1996). After Miami finished 8-8 in Johnson's first year, the club strung together three consecutive winning seasons and playoff berths. Johnson's best season in Miami came in 1998 when his defense led the league in fewest points allowed (265) and led the league in interceptions (29), finishing with a 10-6 record.

In total, Johnson's regular season NFL record was 80-64, and his club's were 9-4 in the playoffs for an overall mark of 89-68-0.

JOHNSON'S ACCOMPLISHMENTS:

- ★ Super Bowl XXVII and XXVIII Titles
- ★ Three playoff appearances in five years
- ★ 1990 NFL Coach of the Year
- ★ 7-1 postseason record (.850)

JOHNSON'S CAREER TOTALS

Year Team	W	L	T	Pct	Place	Playoffs
1989 Dallas	1	15	0	.063	5 NFC-East	-
1990 Dallas	7	9	0	.438	4 NFC-East	-
1991 Dallas	11	5	0	.688	1 NFC-East	1-1
1992 Dallas	13	3	0	.813	1 NFC-East*	3-0
1993 Dallas	12	4	0	.750	1 NFC-East*	3-0
Cowboys Total	44	36	0	.550		7-1
1996 Miami	8	8	0	.50	4 AFC-East	-
1997 Miami	9	7	0	.625	2 AFC-East	0-1
1998 Miami	10	6	0	.438	2 AFC-East	1-1
1999 Miami	9	7	0	.467	3 AFC-East	1-1
Dolphins Total	36	28	0	.563		2-3
Career Total	80	64	0	.556		9-4

* Super Bowl Victories



★ JERRY JONES ★ Owner/President/General Manager, 1989-Present INDUCTED – 2017

Recognized around the NFL as one of his era's most influential and passionate owners, Jerry Jones was selected for induction to the Pro Football Hall of Fame as a contributor in February of 2017.

In addition to becoming the first NFL owner to lead his franchise to three Super Bowl titles (1992, 93 and 95) in a four year period of time, Jones' efforts in the areas of sports marketing, promotion, stadium development, and network television negotiations created a lasting imprint on the landscape of the NFL and the American sports culture.

Since his purchase of the Cowboys in 1989, the team has won 10 division titles, while advancing to the postseason 14 times and reaching the NFC Championship game four times.

As Dallas' general manager, Jones has overseen personnel efforts that include the acquisition of 50 different players who have combined for a collective total of 147 Pro Bowl appearances. Six Cowboys players from Jones' tenure of ownership have been inducted into the Pro Football Hall of Fame – Troy Aikman, Michael Irvin, Emmitt Smith, Deion Sanders, Larry Allen and Charles Haley - while Jones has served as the presenter for three of those men: Irvin, Smith and Allen.

The lasting landmarks to Jones' legacy of promoting and protecting the future of the sport of football can be seen in the conception and construction of AT&T Stadium in Arlington, Texas and The Star in Frisco, Texas. The stadium, which opened in 2009, has a capacity of over 100,000 and is the largest and most technologically sound indoor/outdoor stadium in the world. The Star, which serves as the world training headquarters for the Dallas Cowboys, is a state-of-the-art venue that enjoys a first-of-its-kind partnership with its surrounding community in Frisco, Texas, and the young men and women who compete in athletics at the high school and youth sports levels.

On the league level, Jones has served lengthy stints on nearly every significant NFL ownership committee, including the Competition Committee, the Broadcast Committee, the Management Council's Executive Committee, the Health and Safety Advisory Committee, and he is currently the chairman of the NFL Network and Pro Football Hall of Fame Committees.

Born on October 13, 1942, Jones' connections to the game of football go back to his playing days at North Little Rock High School. He then earned a scholarship to play at the University of Arkansas where he was a co-captain of the 1964 Razorbacks' national championship team.

Jones, who became the 15th NFL owner to be selected for induction into the Hall of Fame, is the only man in football history to both play for a collegiate national championship football team and own a Super Bowl winning club.

Jones was born on Oct. 13, 1942 in Los Angeles, Calif.

JONES' ACCOMPLISHMENTS:

- ★ Super Bowl XXVII, XXVIII and XXX Titles
- ★ A collective total of more than 100 years served on 15 different NFL ownership committees (1989-present)
- ★ Opening of AT&T Stadium in Arlington, TX (2009)
- ★ Sports Executive of the Year, SBJ (2009)
- ★ AT&T Stadium, SBJ's Sports Facility of the Year (2009)
- ★ NFL Executive of the Year, PFWA (2014)
- ★ Opening of The Star in Frisco, TX (2016)
- ★ Lifetime Achievement Award Winner, SBJ (2017)
- ★ Partnership with Salvation Army (1997-present)





★ **TOM LANDRY** ★
Head Coach, 1960-88
INDUCTED – 1990

Tom Landry paced the sidelines as the “only head coach” in Dallas Cowboys history for 29 years in his trademark fedora. By the time Landry’s coaching career ended following the 1988 season, he had compiled a 270-178-6 record, the third most wins in NFL history.

That distinguished career was good enough for Landry to gain entry into the Pro Football Hall of Fame in 1990 and the Cowboys Ring of Honor in 1993, thanks to leading the Cowboys to two Super Bowl titles, five Super Bowl appearances, five NFC Championships, 13 division titles and an incredible 20 consecutive winning seasons.

“This team has always played for me,” Landry said. “That was the key to why I continued coaching. If they wouldn’t play for me, I would have been out a long time ago. They always played hard and tried hard.”

Landry’s head coaching career did not start out very smoothly, coming over from the N.Y. Giants staff to take over the expansion Cowboys in 1960. That first year ended with an 0-11-1 in 1960, the tie coming against Landry’s former team the Giants, preventing the Cowboys from going winless. The Cowboys went on to suffer through losing seasons in the first five years, before going 7-7 in 1965.

But from that point on, Landry turned the franchise into “America’s Team,” the Cowboys reeling off 20 consecutive winning seasons from 1966-85, one of the longest winning streaks in all of professional sports.

As a player-coach with the Giants before coming to the Cowboys, Landry helped to develop what would eventually become a base defense in the NFL, the 4-3. It was innovations like this that caught the attention of Cowboys owner Clint Murchison Jr. and president Tex Schramm when it came time to select the franchise’s first head coach.

As head coach of the Cowboys, Landry introduced more innovations to the game, including offensive motion. Very seldom did the Cowboys run a play from the formation they initially lined up in after breaking the huddle. Landry brought back the shotgun formation, popularized situational substitutions and concocted the “Flex” defense.

Walking the sidelines characteristically stoic, Landry was always thinking a couple of plays ahead and what the long-term effects of each play he called might be. He coached football as if it were a chess match, positioning his team in the best way to win in the end. And in the end, no one coached with more success for a longer period of time than Landry. That success was the impetus for Landry’s induction into Pro Football Hall of Fame less than two years after he coached his last game.

The legendary coach, born Sept. 11, 1924, in Mission, Texas, died Feb. 12, 2000 of leukemia.

LANDRY’S ACCOMPLISHMENTS:

- ★ 20 Consecutive Winning Seasons (1966-85)
- ★ 13 Divisional Titles
- ★ Super Bowl VI and XII Titles
- ★ 1966 NFL Coach of the Year
- ★ 2 NFL Championship game appearances
- ★ 1975 NFC Coach of the Year
- ★ 5 NFC Titles

LANDRY’S CAREER TOTALS

Year	W	L	T	Pct	Place	Playoff
1960.....	0	11	1	.000	7 NFL-East	-
1961.....	4	9	1	.308	6 NFL-East	-
1962.....	5	8	1	.385	5 NFL-East	-
1963.....	4	10	0	.286	5 NFL-East	-
1964.....	5	8	1	.385	5 NFL-East	-
1965.....	7	7	0	.500	2 NFL-East	-
1966.....	10	3	1	.769	1 NFL-East	**0-1
1967.....	9	5	0	.643	1 NFL-Capitol	**1-1
1968.....	12	2	0	.857	1 NFL-Capitol	0-1
1969.....	11	2	1	.846	1 NFL-Capitol	0-1
1970.....	10	4	0	.714	1 NFC-East	*2-1
1971.....	11	3	0	.786	1 NFC-East	*3-0
1972.....	10	4	0	.714	2 NFC-East	1-1
1973.....	10	4	0	.714	1 NFC-East	1-1
1974.....	8	6	0	.571	3 NFC-East	-
1975.....	10	4	0	.714	2 NFC-East	*2-1
1976.....	11	3	0	.786	1 NFC-East	0-1
1977.....	12	2	0	.857	1 NFC-East	*3-0
1978.....	12	4	0	.750	1 NFC-East	*2-1
1979.....	11	5	0	.688	1 NFC-East	0-1
1980.....	12	4	0	.750	2 NFC-East	2-1
1981.....	12	4	0	.750	1 NFC-East	1-1
1982.....	6	3	0	.667	2 NFC-East	***2-1
1983.....	12	4	0	.750	2 NFC-East	0-1
1984.....	9	7	0	.563	4 NFC-East	-
1985.....	10	6	0	.625	1 NFC-East	0-1
1986.....	7	9	0	.438	3 NFC-East	-
1987.....	7	8	0	.467	2 NFC-East	-
1988.....	3	13	0	.188	5 NFC-East	-
Total.....	250	162	6	.605		20-16

* Super Bowl Appearance ** NFL Championship Game Appearance *** NFL strike-shortened season



74

★ BOB LILLY ★
Defensive Tackle, 1961-74
INDUCTED – 1980

Before earning the nickname “Mr. Cowboy,” Bob Lilly was the first player ever drafted by the Dallas Cowboys in 1961. So it is fitting that Lilly not only became the first Cowboys player inducted into the Ring of Honor in 1975, but also became the franchise’s first player inducted into the Pro Football Hall of Fame in 1980.

During the course of 14 seasons with the Cowboys, Lilly was named Rookie of the Year in 1961, was selected to the Pro Bowl a club-record-tying 11-times (Jason Witten) – 10 consecutive selections between 1964-74 – was named to the All-Pro team seven times and played in two Super Bowls, including the club’s very first Super Bowl victory, 24-3 over Miami in Super Bowl VI.

As the foundation of the famed “Doomsday Defense,” Lilly’s intensity was readily apparent in an infamous scene after the Cowboys Super Bowl V loss to the Baltimore Colts when he ripped his helmet off and hurled it into the air. The following year, the Lilly-led Cowboys defense held Miami to only a field goal in Super Bowl VI, the fewest points ever given up in Super Bowl history.

“The competition is what I love,” Lilly once said. “That makes me a lot more intense. Personalities don’t enter into it at all. My objective is to get the man with the ball. Nobody better get in my way.”

Lilly is the Cowboys all-time leader in consecutive games played at 196, is tied for second with 14 seasons played and second all-time with 194 games started. Lilly led the Cowboys in sacks three consecutive years, beginning with his rookie season.

“A man like that comes along once in a lifetime,” late Cowboys head coach Tom Landry said in 1972. “He is something a little bit more than great. Nobody is better than Bob Lilly.”

Lilly was a two-time All-American defensive end at Texas Christian University and a two-time all-Southwest Conference team selection.


He was born July 26, 1939, in Olney, Texas.

LILLY’S ACCOMPLISHMENTS:

- ★ 11-Time Pro Bowl selection (Tied for Franchise Record)
- ★ 7-Time All-Pro
- ★ NFL 75th Anniversary Team
- ★ AFL-NFL 25-year Anniversary Team
- ★ National Football Foundation Hall of Fame
- ★ Super Bowl VI Title
- ★ 2 NFC Titles
- ★ 4 Eastern Conference Titles
- ★ November 23, 1975 declared “Bob Lilly Day” in Dallas, Texas
- ★ College Football Hall of Fame



Bob Lilly was the first Cowboys player inducted into the Pro Football Hall of Fame in 1980.



88

★ DREW PEARSON ★ Wide Receiver, 1973-83 INDUCTED – 2021

Drew Pearson played 11 seasons with the Dallas Cowboys, beginning a long-standing tradition of greatness from players to don the number 88 jersey. A former undrafted free agent, Pearson soared past his offensive peers, posting the most 800-yard receiving seasons (five) of any player in the 70s - including two 1,000-yard campaigns that were tied for the most by any player - and six seasons with 40-or-more catches to tie for the second-most.

He led the team in receptions and receiving yards four consecutive seasons (1974-77) and recorded two 1,000-yard campaigns. In an era where passing offenses had not yet evolved into high powered aerial attacks, Pearson soared past his offensive peers, posting the most 800-yard receiving seasons (five) of any player in the 70s - including two 1,000-yard campaigns that were tied for the most by any player - and six seasons with 40-or-more catches to tie for the second-most.

Over the course of 156 games in Dallas, Pearson totaled 489 catches for 7,822 yards and 48 touchdowns, becoming the third Cowboys player to surpass 7,000-career yards. Combined with his 189 rushing yards, Pearson was the first Cowboys player to ever reach 8,000 scrimmage yards, and to this day, is only one-of-seven Cowboys players to reach that mark. Pearson ranks fifth in Cowboys history with a career average of 16.0 yards-per-reception. Pearson had a penchant for scoring long touchdowns, and of his 48 career touchdowns through the air, he scored 22 from 20-plus yards.

He has a resume filled with memorable game-winning catches. In 1980 he became the all-time leading receiver in receptions, and in 1983, he took the top spot for receiving yards. He is littered through team and league postseason record books, including a catch in a club-record 22 consecutive playoff games. Pearson was a member of three Cowboys teams to reach the Super Bowl in the 1970s, winning Super Bowl XII in 1977. His game-winning "Hail Mary" catch against the Vikings in Minnesota in the divisional round of the 1975 playoffs will forever be remembered, as he caught a 50-yard heave from Staubach in the waning moments to give Dallas a 17-14 victory, propelling the Cowboys to an eventual Super Bowl appearance.

A three-time Pro Bowl selection and three-time first-team All-Pro honoree, Pearson led the NFL with 870 receiving yards in 1977. He was inducted in the Cowboys Ring of Honor during halftime of the Cowboys-Seahawks game on Nov. 6, 2011.

Pearson played collegiately at Tulsa, beginning his career as a quarterback before switching to wide receiver as a junior. Pearson received the University's President's Award as the team's "most unselfish" member as a senior, and in 1985 he was inducted into the Tulsa Athletics Hall of Fame.

He was born January 12, 1951, in South River, New Jersey.

PEARSON'S ACCOMPLISHMENTS:

- ★ Three-time Pro Bowl and All-Pro Selection
- ★ Led the Cowboys in receiving four consecutive seasons
- ★ Led NFL with five 800-yard seasons in the 70s
- ★ Club-record 22 consecutive playoff games with a catch
- ★ All-Decade Team of the 1970s
- ★ Super Bowl XII Title

PEARSON'S CAREER TOTALS

Year Team	GP-GS	RECEIVING					RUSHING				
		Rec	Yds	Avg	Long	TD	Att	Yds	Avg	Long	TD
1973 Dallas	14-6	22	388	17.6	40	2	0	0	0.0	0	0
1974 Dallas	14-14	62	1,087	17.5	50t	2	3	6	2.0	22	0
1975 Dallas	14-14	46	822	17.9	46t	8	1	11	11.0	11	0
1976 Dallas	14-14	58	806	13.9	40t	6	2	20	10.0	11	0
1977 Dallas	14-14	48	870	18.1	67t	2	2	22	11.0	11	0
1978 Dallas	16-16	44	714	16.2	53t	3	3	29	9.7	33	0
1979 Dallas	15-14	55	1,026	18.7	56t	8	3	37	9.0	16	0
1980 Dallas	16-15	43	568	13.2	30	6	2	30	15.0	32	0
1981 Dallas	16-15	38	614	16.2	42t	3	3	31	10.3	25	0
1982 Dallas	9-8	26	382	14.7	48	3	0	0	0.0	0	0
1983 Dallas	14-13	47	545	11.6	32	5	2	13	6.5	10	0
Totals	156-143	489	7,822	16.0	67	48	21	186	9.0	33	0
Playoffs											
1973 Dallas	2-2	4	111	27.8	83t	2	0	0	0.0	0	0
1975 Dallas	3-3	11	196	17.8	50t	2	0	0	0.0	0	0
1976 Dallas	1-1	3	38	12.7	22	0	1	4	4.0	4	0
1977 Dallas	3-3	7	113	16.1	31	0	0	0	0.0	0	0
1978 Dallas	3-3	10	167	16.7	39	0	0	0	0.0	0	0
1979 Dallas	1-1	3	61	20.3	29	0	0	0	0.0	0	0
1980 Dallas	3-3	11	165	15.0	23t	3	1	9	9.0	9	0
1981 Dallas	2-1	3	52	17.3	31	0	0	0	0.0	0	0
1982 Dallas	3-3	13	153	11.8	35	1	2	3	1.5	4	0
1983 Dallas	1-1	2	49	24.5	30	0	0	0	0.0	0	0
Totals	22-21	67	1,105	16.5	83	8	4	16	4.0	9	0

ADDITIONAL STATISTICS

Passing – 1974 (1 for 1, 46 yards, 1 TD), 1976 (1 for 1, 39 yards, 1 TD), 1981 (2 for 2, 81 yards, 1 TD), 1982 (1 for 2, 26 yards, 1 INT), 1983 (0 for 1, 1 INT). **Totals: 5 for 7, 192 yards, 3 TD, 2 INT.**

Postseason – 1980 (0 for 1), 1982 (1 for 1, 49 yards). **Totals: 1 for 2, 49 yards.**

Kickoff Returns – 1973 (7 for 155 yards, 22.1).

Punt Returns – 1973 (2 for 13 yards).



20

★ MEL RENFRO ★
Defensive Back, 1964-77
INDUCTED – 1996

Mel Renfro first came to the Cowboys as a highly-acclaimed running back out of the University of Oregon. But Cowboys head coach Tom Landry saw Renfro as a defensive back when they selected him in the second round of the 1964 draft.

And what a defensive back he was during his 14-year career, becoming arguably the best safety/cornerback to ever play for the Cowboys, and one of the best to ever play in the NFL. His 52 career interceptions still stand as a team record, and his 26.4-yard career kickoff-return average is second - both a tribute to his running ability.

The NFL certainly got to know Renfro in a hurry, having been elected to the Pro Bowl in each of his first 10 seasons in the NFL – the first six at free safety and the final four at cornerback. His 10 Pro Bowl appearances is second to only Bob Lilly's 11 for the Cowboys.

On top of his 10 Pro Bowls, Renfro was a four-time All-Pro, playing in four Super Bowls and eight NFC Championships. He became the fifth member of the exclusive Ring of Honor in 1981, and was finally elected to the Pro Football Hall of Fame in 1996 in his 14th year of eligibility.

Renfro's 14 seasons with the Dallas Cowboys ties him for second in club history, just one shy of the record.

While at Oregon, Renfro led the team in rushing three consecutive years and was a two-time All-American. Despite coming to the NFL as an acclaimed runner, Renfro only ran the ball eight times during his career, all in 1966. Landry saw a free safety first, Renfro spending his first six seasons at safety and the final eight at corner.

In the middle of Renfro's All-Pro 1969 season, Landry was uncharacteristically complimentary toward one of his players, calling him "the best in the league at free safety."

But the Cowboys certainly figured out a way to capitalize on Renfro's running ability, having him return punts and kickoffs early in his career. He led the NFL in kickoff and punt returns his rookie season, and had seven interceptions, returning one for a touchdown. Renfro still is tied for the franchise lead with two career touchdown returns, and his 30-yard kick-off return average in 1965 still remains as the single-season high.

But it was interceptions Renfro was best known for during his career. In his first six years at free safety, Renfro totaled 30 interceptions. His interception totals declined somewhat when Landry moved him to cornerback for good in 1970. The decline had more to do with quarterbacks' reluctance to throw his way than any diminishing skills or quickness. His 626 interception return yards still stands as a career record for the Cowboys.

That 1971 Pro Bowl possibly was the greatest indication of Renfro's all-round ability. Not only did he play cornerback, but he also returned two punts for touchdowns, leading the NFC to a 27-6 win and earning the game's Most Valuable Player award.

He was born Dec. 30, 1941, in Houston, Texas.

RENFRO'S ACCOMPLISHMENTS:

- ★ 5-Time All-Pro
- ★ 10-Time Pro Bowl selection
- ★ 3-Time All-NFC
- ★ Cowboys Career Record 52 interceptions
- ★ Cowboys Career Record 626 interception return yards
- ★ 2nd in Cowboys history with a 26.4-yard kickoff-return average
- ★ Super Bowl VI and XII Titles
- ★ 4 NFC Championships
- ★ 9 Division Titles
- ★ Consensus All-American, 1962

RENFRO'S CAREER TOTALS

	Kickoff Returns				TD	Totals.....	Punt Returns				TD
	No.	Yds.	Avg.	Long			No.	Yds.	Avg.	Long	
Totals.....	85	2,246	26.4	100ft	2	109	842	7.7	69	1	

	Fumble		TD	Totals.....	Interceptions				TD
	Rec.	TD			No.	Yds.	Avg.	Long	
Totals.....	12	3	3	52	626	12.0	90t	3	

*Official tackle and sack stats not tabulated until 1979.



21 ★ DEION SANDERS ★

Cornerback, 1995-99

INDUCTED - 2011

On Sept. 9 1995, the Dallas Cowboys made the biggest free agent move in the franchise's history by signing Deion Sanders to a long term contract. In doing so, Dallas was able to secure the services of one of the most talented cornerbacks in the history of the NFL. His stardom in the NFL was apparent from his first career game when he returned a punt 68 yards for a touchdown. More of that spectacular play continued throughout his 14-season, 188-game career. Sanders, who spent time with five different NFL teams, scored a total of six touchdowns on punt returns, three on kickoff returns, and returned nine interceptions for scores. The multi-faceted athlete also returned one fumble for a touchdown and had 60 receptions for 784 yards and three touchdowns with the Falcons (1989-1993), San Francisco 49ers (1994), Dallas Cowboys (1995-99), Washington Redskins (2000) and Baltimore Ravens (2004-05). In all, he recorded 53 interceptions including five with the Ravens when he returned to the field after a three-year retirement.

Sanders was an extremely gifted and versatile athlete, who was also a Major League Baseball player. As a baseball player, Sanders spent time with the New York Yankees (1989-90), Atlanta Braves (1991-94), Cincinnati Reds (1994-95, 1997, 2001) and San Francisco Giants (1995). He is the only man in professional sports to play in both a World Series (batting at a .533 World Series clip with Atlanta in 1992) and in the Super Bowl (with victorious San Francisco and Dallas teams following the 1994 and 1995 seasons). To further validate his versatility, Sanders is the only man in NFL history who has recorded both a pass reception – a 47-yarder, the longest completion of the game in Super Bowl XXX – and an interception – returned for 15 yards in Super Bowl XXIX – in Super Bowl action. After helping the Cowboys win Super Bowl XXX, Sanders announced on Feb. 20, 1996 that he would play football exclusively for the entire 1996 season. As a result, Sanders started 16 regular season games at cornerback and another eight at wide receiver – becoming the first two-way starter in the NFL since the Philadelphia Eagles Chuck Bednarik, who retired in 1962. At the completion of the 1996 football season, Sanders returned to baseball, signing with the Reds, and led the league in stolen bases (56) in the 1997 season before returning to football on a full-time basis in September.

He was selected to eight Pro Bowls, and became a member of the NFL's All-Decade Team of the 1990s as both a cornerback and a punt returner, leading the NFL in punt returns in 1998. He also led the NFC in kickoffs in 1992 and interceptions in 1991 and 1993. He was named first-team All-Pro nine times at cornerback in addition to receiving All-NFL acclaim by some media outlets as a kick returner in 1992 and as a punt returner in 1998. Sanders won two Super Bowls during his career. He started at right cornerback for the 49ers in their 49-26 victory over the San Diego Chargers in Super Bowl XXIX and at left cornerback in the Cowboys 27-17 win over the Pittsburgh Steelers in Super Bowl XXX.

His 23 career touchdowns (including playoffs) have been scored in the following manner: interceptions (nine), pass receptions (three), rushes (one), kickoff returns (three), punt returns (six) and fumble recoveries (one). Sanders holds the NFL record for career touchdowns scored on any type of return with 18. Perhaps the one statistic that supports Sanders' status as one of the game's greatest playmakers is his 25.1-yard career interception average on 53 career thefts (1,331 yards), ranking him sixth all-time. He retired second all-time in interception return yardage (1,331) and tied for second for most interceptions returned for a touchdown in a career (nine) and a season (three). His career-high 303 yards gained on interception returns with the 49ers in 1994 was third best ever in the NFL at the time of his retirement. He also returned three picks for touchdowns (74, 93, 90 yards) that season to become the first player ever to have two 90-yard interception returns for touchdowns in the same season. He was named the NFL's Defensive Player of the Year.

Sanders was originally drafted by Atlanta in the first round (fifth overall) of the 1989 NFL Draft out of Florida State, just behind Troy Aikman (first overall selection in 1989).

SANDERS' ACCOMPLISHMENTS:

- ★ Only man in professional sports to play in both a World Series and in a Super Bowl
- ★ 8-Time Pro Bowl selection
- ★ Member of the NFL's All-Decade Team of the 1990s as both a cornerback and a punt returner
- ★ Named first-team All-Pro nine times at cornerback
- ★ Holds the NFL record for career touchdowns scored on any type of return with 18

SANDERS' CAREER TOTALS

Year Team	GP-GS	DEFENSE							RETURNS										
		ST	AT	TT	INT	Yds	Long	TD	PR	Yds	Avg	Lg	TD	KR	Yds	Avg	Lg	TD	
1989 Atlanta.....	15-10	28	11	-	39	5	52	22	0	28	307	11.0	68t	1	35	725	20.7	72t	0
1990 Atlanta.....	16-16	31	19	-	50	3	153	82t	2	29	250	8.6	79t	1	39	851	21.8	50	0
1991 Atlanta.....	15-15	35	14	-	49	6	119	55t	1	21	170	8.1	23	0	26	576	22.2	100t	1
1992 Atlanta.....	13-12	44	22	-	66	3	105	55	0	13	41	3.2	14	0	40	1,076	26.7	99t	2
1993 Atlanta.....	11-10	27	7	-	34	7	91	41	0	2	21	10.5	16	0	7	169	24.1	31	0
1994 San Francisco	14-12	35	2	-	37	6	303	93t	3	0	0	0.0	0	0	0	0.0	0	0	
1995 Dallas.....	9-9	22	6	-	28	2	34	34	0	1	54	54.0	54	0	1	15	15.0	15	0
1996 Dallas.....	16-15	32	13	-	45	2	3	2	0	1	4	4.0	4	0	0	0.0	0	0	
1997 Dallas.....	13-12	20	9	-	29	2	81	50t	1	33	407	12.3	83t	1	1	18	18.0	18	0
1998 Dallas.....	11-11	25	3	-	28	5	153	71t	1	24	375	15.6	69t	2	1	16	16.0	16	0
1999 Dallas.....	14-14	39	4	-	43	3	2	2	0	30	344	11.5	76	1	4	87	21.8	31	0
2000 Washington ...	16-15	39	7	-	46	4	91	32	0	25	185	7.4	57	0	1	-1	-1.0	-1	0
2004 Baltimore.....	9-2	8	1	-	9	3	87	48t	1	5	41	8.2	23	0	0	0.0	0	0	
2005 Baltimore.....	16-4	27	2	-	29	2	57	33	0	0	0	0.0	0	0	0	0.0	0	0	
Totals.....	188-157	412	120	-	532	53	1,331	93t	9	212	2,199	10.4	83t	6	155	3,523	22.7	100t	3



★ TEX SCHRAMM ★

President and General Manager, 1959-89

INDUCTED – 1991

Texas Earnest Schramm Jr., better known as “Tex,” rose to Professional Football Hall of Fame status during his 29 seasons as president and general manager of the Dallas Cowboys, turning a 1960 expansion franchise in Dallas into one of the most successful franchises in NFL history.

With Schramm overseeing the birth and growth of the Cowboys organization, the team reached five Super Bowls, winning two, made 18 playoff appearances and compiled an NFL-record 20 consecutive winning seasons, one of the longest such streaks in all of professional sports.

Schramm was an NFL pioneer and innovator. Under his watch, the Dallas Cowboys were always on the cutting edge with revolutionary ideas and visions. He was instrumental in creating the Dallas Cowboys Cheerleaders, the first of their kind in professional football, developing the Cowboys Ring of Honor and bringing an annual Cowboys Thanksgiving Day game to the nation.

Schramm's work was not just focused on the Dallas Cowboys, as his tireless efforts changed the face of the entire NFL. He was a driving force behind the development and implementation of instant replay, giving the head referee a microphone for penalty announcements, shortening the play-clock and helping to develop the wild-card playoff system.

A tough negotiator, Schramm was the engineer in building the Cowboys foundation from the ground up. His tough stance in labor negotiations was also evident in his support for using replacement players during the 1987 NFL strike. After just three weeks, the move proved successful and the players returned to work. The benefits of this would be apparent in future years as lasting labor peace was reached with the NFL Players Association in 1992 and has continued since.

His position as chairman of the NFL Competition Committee from 1966 to 1988 aided his innovative efforts. Schramm's impact on the league was widespread, and probably his most cherished legacy since the one-time TV-executive at CBS who first came up with the idea of televising the Winter Olympics in 1960 from Squaw Valley was such a firm believer in preserving and making history.

One of Schramm's most significant accomplishments in the NFL was coordinating the merger of the established NFL and the fledgling American Football League in 1966, holding what amounted to as secret meetings with Kansas City Chiefs owner Lamar Hunt at the insistence of NFL Commissioner Pete Rozelle.

The merger of the two warring leagues led to what became known as the Super Bowl, and when the leagues combined in 1970, the most powerful sports league in the world.

After Schramm departed the Cowboys in 1989 when Jerry Jones bought the club, he went international, becoming president of the upstart World League of American Football, later to become known as NFL Europe. He was inducted into the Pro Football Hall of Fame in 1991.

“I'm not one of the great athletes like the men behind me,” a jubilant Schramm said during his Hall of Fame induction speech. “But I'm thrilled to be standing in front of them. Many of the men in here were my heroes. To be rubbing shoulders with them, it's beyond my comprehension.”


In all, Schramm spent 44 years of his life in professional football, starting as a sportswriter for the Austin American-Statesman in 1947 - a natural step for the California-born Schramm who earned a bachelor's degree in journalism from the University of Texas. Schramm spent 10 seasons with the Los Angeles Rams (1947-56), where Schramm first came in contact with Rozelle, who Schramm hired to be the Rams public relations director in 1952. Schramm then spent a brief period (1957-59) at CBS before being hired by Clint Murchison in 1959 to oversee the startup of the Dallas expansion franchise.

Schramm was born on June 2, 1920, in San Gabriel, Calif.

SCHRAMM'S NFL LEGACY:

During Schramm's 25 years as chairman of the NFL's Competition Committee, the NFL implemented the following:

Year	Contribution
1970	Moved the official game time to the scoreboard clock
1972	Moved the hash marks toward the center of the field to aid offense
1974	Implemented stricter pass defense rules to influence scoring
1974	Moved goalposts from the goal line to the end line for safety and to help offensive play
1974	Developed the sudden-death overtime concept for breaking ties
1975	Gave the referee a microphone to announce calls to the crowd and TV audiences
1977	Made defensive linemen's head slaps illegal
1979	Implemented the in-the-grasp rule to protect quarterbacks
1986	Instituted Instant Replay to aid officials
	Enabled Quarterbacks to stop the clock by throwing the ball directly into the ground



22 ★ EMMITT SMITH ★

Running Back, 1990-2002

INDUCTED - 2010

In 15 seasons - 13 with Dallas - Emmitt Smith made an impact on the NFL that few players can match at any position or in any era. As the NFL's all-time leading rusher, Smith also won four NFL rushing titles, three Super Bowl titles and a league (1993) and Super Bowl (XXVIII) MVP award. He was selected to the Pro Bowl eight times, and on the club's offense, only Jason Witten (11) and Larry Allen (10) were selected to more in club history. Among NFL running backs, only Barry Sanders (10) was selected more times. With 975 rushing yards in 2002, Smith became just the seventh player in NFL history to carry the title of all-time rushing leader, taking that designation from Walter Payton.

After 13 seasons in Dallas, Smith had 17,162 career rushing yards, and he moved past Payton's 16,726 career yard mark in Week Eight of the 2002 season against Seattle. Smith finished his pro career with 18,355 yards and is also the NFL's career rushing touchdowns leader (164), and second in league annals in total touchdowns (175), trailing Jerry Rice by 33. The first player in NFL history to post five straight seasons with over 1,400 yards rushing, Smith, Jim Brown and LaDainian Tomlinson are the only players with seven straight 10-touchdown seasons to start their career. With 1,021 yards rushing in 2001, Smith became the first player in NFL history to rush for 1,000 yards in 11 consecutive seasons and the first to post 11 1,000-yard rushing seasons in a career.

Smith holds the NFL record for career rushing attempts with 4,409, passing Payton (3,838) in Week Three of the 2002 season. With a then NFL-record 25 rushing touchdowns in 1995, Smith scored 100 career touchdowns in just six seasons, originally the fastest anyone in league history had reached that mark. Smith also tied Brown's NFL record by scoring 100 touchdowns in just 93 career games. Since Smith's accomplishment, Tomlinson reached the feat in 89 games. His 25 career scores against the Arizona Cardinals is tied for the third-best total by a player against an opponent since 1970, followed by his 24 scores against Washington and the N.Y. Giants.

His value to the Cowboys success can be seen in the club's 99-26 mark (91-24 in regular season) when he carried the ball 20-or-more times a game and 64-19 record (57-19 in regular season) when he rushed for 100 yards. The century mark became a big number in Smith's career, having rushed for 100 yards in 155-of-326 games dating back to high school, including 83-of-218 games with Dallas, including playoffs. In NFL annals, Smith's 78 regular season 100-yard rushing games is a record. Included in Smith's club-record 76 100-yard rushing games are 11 of the top 15 performances in team history and 18 days with over 150 yards (the fourth highest total of 150-yard games in NFL history). Smith rushed for over 100-yards against 22 of the 32 NFL teams.

In addition, he rushed for 2,466 yards against the Philadelphia Eagles in his 15-year career, his best output against any single opponent. That total ranks second since 1970 for running backs against one team. Smith also has the third and fourth best totals in that category.

One reason Smith was such a workhorse in the Dallas offense over the years was his ability to answer the bell at game time, having started 216-of-218 career games - including playoffs. While in Dallas, he missed just four career games due to injury, and it was that durability that enabled Smith to lead the Cowboys in rushing in 178 of his 201 career regular season games. The lack of decline in Smith's game is also evidenced by the fact that he had rushed for 5,928 yards from 1998-2002 - the fifth highest yardage total in the NFL over that time span. His 41 rushing touchdowns during his last five years in Dallas was the third-best figure in the league.

Not limited to rushing and scoring, Smith is fifth on the Cowboys all-time receptions list with 486 career catches, trailing Drew Pearson (489) by three receptions. Smith is one of only seven NFL players who have amassed over 9,000 career-rushing yards and 500 career receptions. He is second on the NFL's yards from scrimmage list and fourth on the NFL's all-time combined yardage list with 20,174 yards.


Smith was born on May 15, 1969 in Pensacola, Fla.

SMITH'S ACCOMPLISHMENTS:

- ★ 8-Time Pro Bowl selection
- ★ League (1993) and Super Bowl MVP (XXVIII)
- ★ 4 - NFL rushing titles (91,92,93,95)
- ★ NFL record holder for 1,000 yard seasons (11)
- ★ Super Bowl XXVII,XXVIII,XXX titles
- ★ NFL all-time leading rusher (18,355)
- ★ NFL career rushing touchdowns leader (164)
- ★ 1990 NFL Rookie of the Year

SMITH'S CAREER TOTALS

Year Team	GP-GS	RUSHING					RECEIVING				
		Att	Yds	Avg	Long	TD	Rec	Yds	Avg	Long	TD
1990 Dallas	16-15	241	937	3.9	48t	11	24	228	9.5	57	0
1991 Dallas	16-16	365	1,563	4.3	75t	12	49	258	5.3	14	1
1992 Dallas	16-16	373	1,713	4.6	68t	18	59	335	5.7	26t	1
1993 Dallas	14-13	283	1,486	5.3	62t	9	57	414	7.3	86	1
1994 Dallas	15-15	368	1,484	4.0	46	21	50	341	6.8	68	1
1995 Dallas	16-16	377	1,773	4.7	60t	25	62	375	6.0	40	0
1996 Dallas	15-15	327	1,204	3.7	42	12	47	249	5.3	21	3
1997 Dallas	16-16	261	1,074	4.1	44	4	40	234	5.9	24	0
1998 Dallas	16-16	319	1,332	4.2	32	13	27	175	6.5	24	2
1999 Dallas	15-15	329	1,397	4.2	63t	11	27	119	4.4	14t	2
2000 Dallas	16-16	294	1,203	4.1	52	9	11	79	7.2	19	0
2001 Dallas	14-14	261	1,021	3.9	44	3	17	116	6.8	22	0
2002 Dallas	16-16	254	975	3.8	30t	5	16	89	5.6	17	0
2003 Arizona	10-5	90	256	2.8	22	2	14	107	7.6	36	0
2004 Arizona	15-15	267	937	3.5	29t	9	15	105	7.0	18	0
Totals	226-219	4,409	18,355	4.2	75t	164	515	3,224	6.3	86	11
Playoffs											
1991 Dallas	2-2	41	185	4.5	19	1	1	2	2.0	19	0
1992 Dallas	3-3	71	336	4.7	38	3	13	86	6.6	38	1
1993 Dallas	3-3	66	280	4.2	15t	3	13	138	10.6	15t	1
1994 Dallas	2-2	27	118	4.4	14	3	4	8	2.0	5	0
1995 Dallas	3-3	74	298	4.0	25	6	6	60	10.0	22	0
1996 Dallas	2-2	39	196	5.0	37t	2	7	24	3.4	15	0
1998 Dallas	1-1	16	74	4.6	13	0	1	10	10.0	10	0
1999 Dallas	1-1	15	99	6.6	65	1	1	14	14.0	14	0
Totals	17-17	349	1,586	4.5	65	19	46	342	7.4	22	2



12 ★ ROGER STAUBACH ★

Quarterback, 1969-79

INDUCTED – 1985

Good things come to those who wait, and certainly the Dallas Cowboys patience in the mid-60's was supremely rewarded, landing one of the best players in franchise history because they were willing to wait for Roger Staubach to fulfill his military commitment.

For those five years of patience, the Cowboys landed the guy who became better known as "Roger The Dodger" over the next 11 years when he was selected to six Pro Bowls – including five consecutively – and was named the NFL Players Association Most Valuable Player in 1971. Staubach led the NFL in passing four times and was selected to the All-NFC team five times.

"He is one of the finest to ever play the game," Green Bay Packers Quarterback Bart Starr once said of Staubach. "I think if I had some of that Staubach competitiveness, I'd have been much better."

Staubach, the 1963 Heisman Trophy winner, was drafted by the Dallas Cowboys in 1964 from the Naval Academy, but did not join the team until 1969 due to his Navy commitment. Former president and general manager Tex Schramm signed Staubach to a futures contract in a hotel room in 1964, actually scribbling out the details on a legal-sized tablet that would have Staubach paid annually to participate in training camp practices when he had enough leave built up.

The 1963 Heisman Trophy winner showed up in Dallas as a 27-year-old rookie, but in those 11 seasons still managed to carve out the franchise's all-time leading quarterback rating of 83.42 and became a four-time NFL passing champion. But Staubach almost became better known for his scrambling ability, and to this day ranks 11th on the Cowboys all-time rushing list with 2,264 yards.

Staubach owns the second-most passing yards in club history, 22,700, and his 3,586 in 1979 still ranks as the sixth most passing yards in a single season for the Cowboys. He also still leads the club with a career average of 7.67 yards-per-attempt.

Staubach also became known as "Captain Comeback" for his 23 fourth-quarter come-from-behind victories in regular season and playoff games, including 14 in the final two minutes or overtime. Never was this more apparent than in a 1975 playoff game against the Minnesota Vikings when Staubach connected with wide receiver Drew Pearson on a desperation 50-yard "Hall Mary" touchdown pass that knocked the Vikings out of the playoffs.

"You could never defeat Roger mentally or physically," late Cowboys head coach Tom Landry said in 1983. "He was like that in a game, in practice or in the business world."

Staubach ended his Cowboys career with four Super Bowl appearances, including wins in Super Bowls VI and XII. In Super Bowl VI, Staubach was named the game's Most Valuable Player.

Following the 1979 season, Staubach retired, fearing the after-effects of recurring concussions.

In 1983, Staubach became the sixth member of the Dallas Cowboys Ring of Honor and two years later was inducted into the Pro Football Hall of Fame.

He was born Feb. 5, 1942, in Cincinnati, Ohio.

STAUBACH'S ACCOMPLISHMENTS:

- ★ 6-Time Pro Bowl selection
- ★ 4-Time NFL Passing Champion
- ★ MVP of Super Bowl VI
- ★ Super Bowl VI and XII Titles
- ★ 5 NFC Titles
- ★ 7 Division Titles
- ★ 1965 Naval Academy Athletic Association Sword
- ★ 1979 Byron "Whizzer" White Award
- ★ 1978 NFL Man of the Year
- ★ 1971 NFL Players Association Most Valuable Player
- ★ 1971 Bert Bell Award
- ★ 1975 Vince Lombardi Sportsman of the Year
- ★ 1963 Heisman Trophy
- ★ 1963 Walter Camp Memorial Trophy

STAUBACH'S CAREER PASSING TOTALS

Year Team	G	Att	Com	Comp %	Yds	YPA	TD	Int	Rating
1969 Dallas.....	6	47	23	48.9	421	8.96	1	2	69.5
1970 Dallas.....	8	82	44	53.7	542	6.61	2	8	42.9
1971 Dallas.....	13	211	126	59.7	1882	8.92	15	4	104.8
1972 Dallas.....	4	20	9	45.0	98	4.90	0	2	20.4
1973 Dallas.....	14	286	179	62.6	2,428	8.49	23	15	94.6
1974 Dallas.....	14	360	190	52.8	2,552	7.09	11	15	68.4
1975 Dallas.....	13	348	198	56.9	2,666	7.66	17	16	78.5
1976 Dallas.....	14	369	208	56.4	2,715	7.36	14	11	79.9
1977 Dallas.....	14	361	210	58.2	2,620	7.26	18	9	87.0
1978 Dallas.....	15	413	231	55.9	3,190	7.72	25	16	84.9
1979 Dallas.....	16	461	267	57.9	3,586	7.78	27	11	92.3
Total.....	131	2,958	1,685	57.0	22,700	7.67	153	109	83.4



54 ★ RANDY WHITE ★

Defensive Tackle, 1975-1988

INDUCTED – 1994

Randy White came to the Cowboys from the University of Maryland as the No. 2 pick in the 1975 NFL Draft. Before his career was over, 14 years later, he would become known as the “Manster” – half man, half defensive monster – setting numerous franchise records as the heart-and-soul of the famed “Doomsday Defense.”

White struggled in his first two years with the Cowboys when then head coach Tom Landry moved White from his familiar defensive tackle position to linebacker. But, after Landry moved White back to right tackle in 1977, White became one of the NFL’s most dominating defensive linemen and a coveted co-Super Bowl MVP.

“Coming out of college a lot was expected of me,” White said. “But I never did feel comfortable playing linebacker. Those first two years I was fighting for my life out there. Then they switched me to defensive tackle, where I was a lot more comfortable and from there my career took off.”

White played 14 seasons, tying him for second all-time in franchise history, and he set a franchise record with eight All-Pro selections. White also was selected to nine Pro Bowls, ranking third in franchise history for Pro Bowl appearances. White’s 16 sacks in 1978 rank third in franchise history for a single season, and he still remains third all-time in career tackles with 1,104 and second with 701 career solo tackles.

“His performances range anywhere from spectacular to spectacular,” Landry once said. “He could out-match anybody’s intensity from game to game.”

In his career, White played in six NFC Championship Games and three Super Bowls, claiming victory in Super Bowl XII and co-MVP honors with teammate Harvey Martin. Even more astounding, White only missed one game in his 14-year career.

In 1994, White was inducted into the Ring of Honor with teammate Tony Dorsett, the same year he was inducted into the Pro Football Hall of Fame.

“Any honor I receive is a reflection on the great teammates and coaches I had in my career,” White said. “There’s a real special group of guys with the Cowboys, and to be a part of that was a great honor.” He was born Jan. 15, 1953, in Pittsburgh, Pa.

WHITE’S ACCOMPLISHMENTS:

- ★ 9-Time Pro Bowl selection
- ★ 8-Time All-Pro
- ★ Co-MVP Super Bowl XII
- ★ 1978 Defensive Player of the Year
- ★ 1982 NFL Defensive Lineman of the Year
- ★ Super Bowl XII Title
- ★ 3 NFC Titles
- ★ 5 Division Titles
- ★ 3rd Franchise History Career Solo Tackles (701)
- ★ 3rd Franchise History Career Combined Tackles (1,104)
- ★ 3rd Franchise History Games Played (209)
- ★ Outland Trophy – University of Maryland
- ★ Lombardi Trophy – University of Maryland

WHITE’S CAREER TOTALS

Year Team	Games	Solo	Asst.	Total	Sacks	Rec.
1975 Dallas.....	14	13	6	19	7.0	2
1976 Dallas.....	14	25	17	42	6.0	1
1977 Dallas.....	14	70	48	118	13.0	2
1978 Dallas.....	16	75	48	123	16.0	0
1979 Dallas.....	15	50	41	91	5.0	1
1980 Dallas.....	16	56	32	88	6.5	0
1981 Dallas.....	16	61	33	94	8.5	0
1982 Dallas.....	9	22	21	43	2.5	1
1983 Dallas.....	16	67	33	100	12.5	1
1984 Dallas.....	16	81	27	108	12.5	0
1985 Dallas.....	16	61	34	95	10.5	0
1986 Dallas.....	16	73	30	103	6.5	2
1987 Dallas.....	15	39	25	64	6.0	0
1988 Dallas.....	16	8	8	16	1.5	0
Total	209	701	403	1,104	111.0	10



70 ★ RAYFIELD WRIGHT ★

Offensive Tackle, 1967-79

INDUCTED – 2006

Only nine players have played football for the Dallas Cowboys longer than Rayfield Wright, and only five players in the history of the Cowboys organization have been to more Pro Bowls than Wright's six.

After playing tight end, tackle and defensive end during his first three NFL seasons, Wright settled in at right tackle in 1970. Before undergoing knee surgery that forced him to miss most of the 1977 season, Wright was acknowledged as the NFL's premier offensive tackle. Wright was selected to six straight Pro Bowls (1971-76) as a tackle while earning All-Pro honors four times and earning recognition on the NFL's all-decade team for the 1970s.

During each of his 13 seasons, the Cowboys offense ranked in the top six in the NFL for total offense, including leading the league five times. Behind his blocking, Calvin Hill became the first 1,000 yard rusher in team history when he ran for 1,036 yards in 1972. All totaled, Dallas had a running back clear the 1,000 yard barrier five times during his tenure. Also behind his blocking, Roger Staubach became the first quarterback in franchise history to throw for more than 3,000 yards in a season when he totaled 3,190 passing yards in 1978, the year Wright returned from his knee surgery.

In his 13-year NFL career with the Dallas Cowboys, Wright was a key contributor to teams that had 13 straight winning seasons, made 12 playoff trips and won 10 division titles. He also played in eight conference championship games and won five NFC Championships (1970, 1971, 1975, 1977, 1978) and two Super Bowls (VI and XII). He was part of a team that had a 74.1% winning percentage in the regular season (137-48-1) and a 60.0% winning percentage in the post season (15-10).

During his 13 seasons, Wright was a participant in five Super Bowls, claiming the ultimate prize twice. Only one other player in NFL history has appeared in more Super Bowls than Wright, he is one of only 13 players in NFL history, and the only offensive tackle, to have played in five Super Bowls.


During Wright's career, the Cowboys were the only team to play in five Super Bowls in one calendar decade – or in any ten year period of time – advancing to the Super Bowl following the 1970, 1971 1975, 1977 and 1978 seasons.

Rayfield Wright was inducted into the Dallas Cowboys Ring of Honor on October 10, 2004, joining Bob Lilly, Don Meredith, Don Perkins, Chuck Howley, Mel Renfro, Roger Staubach, Lee Roy Jordan, Randy White, Tony Dorsett, Tom Landry, Bob Hayes, Tex Schramm and Cliff Harris. Troy Aikman, Michael Irvin and Emmitt Smith were inducted in 2005.

He was born August 23, 1945, in Griffin, Ga.

WRIGHT'S ACCOMPLISHMENTS:

- ★ 6-time Pro Bowl selection
- ★ 4-time All Pro
- ★ Super Bowl VI and XII titles
- ★ 5 NFC Championships
- ★ 10 Division Titles
- ★ 1970s member of NFL's All-Decade Team



Rayfield Wright became the first Cowboys offensive lineman selected to both the Pro Football Hall of Fame and the Ring of Honor at Texas Stadium.


Ring of Honor

The Cowboys honor those who made outstanding contributions to the club by inducting them into the Ring of Honor at AT&T Stadium. Their names and the years of service are prominently displayed in silver on the wall above the seats at AT&T Stadium. The 22 members of the Cowboys Ring of Honor:



★ TROY AIKMAN ★ Quarterback, 1989-2000

Troy Aikman joined the Cowboys as the first overall pick in the 1989 NFL Draft out of UCLA. After guiding the franchise to three Super Bowl titles, Aikman retired holding or tied for 47 club passing records, including career attempts (4,715), completions (2,898), passing yards (32,942), touchdowns (165) and completion percentage (61.5%). At the time, he was the winningest quarterback of any decade, having finished his career with 94 regular season wins in the 90s. Aikman was a six-time Pro Bowler and the MVP of Super Bowl XXVII. He was inducted into the Ring of Honor with Emmitt Smith and Michael Irvin on Monday Sept. 19, 2005 at halftime of the Cowboys-Redskins game. Aikman was elected to the Pro Football Hall of Fame in 2006.



★ LARRY ALLEN ★ Offensive Line, 1994-2005

Larry Allen finished his Dallas Cowboys career as one of the most decorated offensive players in Dallas Cowboys and NFL history. He was named to more Pro Bowls (10) than any other offensive lineman in Cowboys history. He earned his 11th trip in 2006 while finishing his career with the San Francisco 49ers. He was named All-Pro seven times, six times at guard and once at tackle. With his selection to the Pro Bowl at tackle in 1998, he became just the third player in league history to be selected to the all-star game at more than one offensive line position. In 12 seasons in Dallas, he played all but one offensive line position (center). Was a key part of the 1995 Super Bowl champion team. Inducted during halftime of the Cowboys-Seahawks game on Nov. 6, 2011. Elected to the Pro Football Hall of Fame in 2013.

★ GIL BRANDT ★ Vice President of Player Personnel, 1960-88

As the Dallas Cowboys original vice president of player personnel for the first 29 years of the franchise's existence, Gil Brandt oversaw the acquisition of 15 of the 19 players who are currently in the Ring of Honor. That included two undrafted free agents - Cliff Harris and Drew Pearson - a pair of seventh round picks - Rayfield Wright and Bob Hayes - and a 10th round choice - Roger Staubach. From that group, nine are also in the Pro Football Hall of Fame. Brandt was responsible for signing 53 players who earned a combined total of 178 Pro Bowl appearances. Brandt was also an innovator, introducing computers and technology into the player evaluation process, as well as such standard testing as the 40-yard dash. He was inducted into the Ring of Honor during halftime of the Cowboys-Saints game on Nov. 29, 2018.





★ TONY DORSETT ★

Running Back, 1977-1987

Tony Dorsett finished his career as the second leading rusher in NFL history and played in five NFC Championship Games, two Super Bowls and four Pro Bowls. After guiding the University of Pittsburgh to the 1976 national title and claiming the Heisman Trophy, Dorsett captured rookie of the year honors in 1977. He also holds the NFL record with a 99-yard touchdown run. Inducted into the Ring of Honor in 1994, Dorsett was also elected to the Pro Football Hall of Fame in 1994. Dorsett was inducted into the Ring of Honor at halftime of the Cowboys-Arizona game on Oct. 9, 1994.

★ CHARLES HALEY ★

Defensive End, 1992-1996


Charles Haley was the first player in NFL history to win five Super Bowls - Tom Brady, five - (two with San Francisco and three with Dallas). He arrived in Dallas after six seasons as a pass rushing threat for the 49ers. Upon his arrival, he was moved to defensive end and had back-to-back double-digit sack seasons (1994-95). He was a member of 10 division championship teams in his 12 NFL seasons and played for a team with a winning record through each of his first 11 years. In 63 games played for Dallas, Haley racked up 34.0 sacks and through his 169-game career, he amassed 100.5 sacks. Inducted during halftime of the Cowboys-Seahawks game on Nov. 6, 2011. Haley was elected into the Pro Football Hall of Fame in 2013.



★ CLIFF HARRIS ★

Safety, 1970-79

Nicknamed "Captain Crash," Cliff Harris went undrafted in 1970 out of tiny Ouachita Baptist in Arkansas, but he eventually found the starting lineup as a rookie and went on to start nine consecutive years. He was named to six Pro Bowls and four All-NFL teams, and he was a member of two Super Bowl winning teams. Harris was at his best in the postseason, finishing his career with six interceptions in 21 playoff games. Harris was a member of the 1970s NFL all-decade team. Harris was inducted into the Ring of Honor at halftime of the Cowboys-N.Y. Giants game on Oct. 10, 2004.



★ BOB HAYES ★

Wide Receiver, 1965-1974

Bob Hayes led the Cowboys in receptions three times and accumulated 365 receptions for 7,295 receiving yards during his 10-year career. His 71 career touchdown receptions rank second in Cowboys history (Dez Bryant, 73). Hayes also registered remarkable career numbers for average yards-per-catch (20.0) and average yards-per-punt return (11.1). He was a three-time Pro Bowl selection and four-time All-Pro. One of the greatest sprinters in the history of track and field, Hayes joined the Cowboys with the title of "World's Fastest Human" after winning the Olympic gold medal in the 100 meters in Tokyo in 1964. Hayes was inducted into the Ring of Honor at halftime of the Cowboys against San Diego on Sept 23, 2001. Hayes was elected to the Pro Football Hall of Fame in 2009.





★ **CHUCK HOWLEY** ★
Linebacker, 1961-1973

When Chuck Howley retired in 1973, Tom Landry said "I don't know that I've seen anybody better at linebacker than Howley." A six-time All-Pro, Howley was the most valuable player in Super Bowl V. The Cowboys traded for Howley, who was drafted by Chicago in 1958. He was an All-America center at West Virginia. A six-time Pro Bowl selection, Howley was inducted into the Ring of Honor at halftime of the Cowboys against Detroit, Oct. 30, 1977.

★ **MICHAEL IRVIN** ★
Wide Receiver, 1988-1999

Michael "The Playmaker" Irvin helped lead the Dallas Cowboys to six division titles and three Super Bowl rings before a spinal injury cut his playing career short. Irvin was the team's top receiver for eight consecutive seasons and retired as the Cowboys all-time leader in receptions (750), receiving yards (11,904), playoff receptions (87) and playoff receiving yards (1,315). As a five-time Pro Bowl selection, between 1991-98, Irvin has two more appearances than any other receiver in club history. Irvin was inducted into the Ring of Honor with Emmitt Smith and Troy Aikman on Monday Sept. 19, 2005 at halftime of the Cowboys-Redskins game. Irvin was elected to the Pro Football Hall of Fame in 2007.



★ **LEE ROY JORDAN** ★
Linebacker, 1963-1976

The inspirational leader of the Cowboys first championship teams was Lee Roy Jordan. The Cowboys first-round draft choice in 1963 following an All-America career at Alabama, Jordan anchored the "Doomsday Defense" from his middle linebacker position for 14 years. He was named to the Pro Bowl five times and All-Pro twice. Jordan was inducted into the Ring of Honor at halftime of the Cowboys against Arizona on Oct. 29, 1989.



★ **TOM LANDRY** ★
Head Coach, 1960-1988

The first head coach of the Cowboys, Tom Landry led Dallas to two Super Bowl wins and five NFC titles in his 29 years at the Cowboys helm. He compiled a career record of 270-178-6, the third most wins in NFL history, and was elected to the Pro Football Hall of Fame in 1990. Landry was inducted into the Ring of Honor at halftime of the Cowboys against N.Y. Giants on Nov. 7, 1993.



STAFF

PLAYERS

2021 SEASON

RECORDS

PLAYOFF RECORDS

RING OF HONOR

SIDELINES



★ **BOB LILLY** ★
Defensive Tackle, 1961-1974

Nicknamed "Mr. Cowboy," Bob Lilly was the franchise's first draft choice in 1961, the first name in the Ring of Honor in 1975 and its first inductee into the Pro Football Hall of Fame in 1980. A seven-time All-Pro, Lilly was named to a club-record tying 11 Pro Bowls. He was a two-time All-SWC pick and an All-America at Texas Christian University before being drafted by Dallas. Lilly was inducted into the Ring of Honor at halftime of the Cowboys against Philadelphia on Nov. 23, 1975.

★ **DON MEREDITH** ★
Quarterback, 1960-1968

Don Meredith led the Cowboys to their first winning season and their first NFL Championship Game in 1966. Signed by Clint Murchison, Jr. before Dallas was granted its NFL franchise, "Dandy Don" played in two Pro Bowls and was named NFL Player of the Year in 1966. A two-time All-American at SMU, Meredith was inducted into the Ring of Honor at halftime of the Cowboys against N.Y. Giants on Nov. 7, 1976.



★ **DREW PEARSON** ★
Wide Receiver, 1973-1983

In 11 seasons with the Dallas Cowboys, Drew Pearson rose from unknown to legend. A former undrafted free agent, Pearson was named to the All-Decade Team of the 1970s as he earned a niche as one of the top clutch receivers in football history. He led the team in receptions and receiving yards four consecutive seasons (1974-77) and recorded two 1,000-yard campaigns. He has a resume filled with memorable game-winning catches. In 1980 he became the all-time leading receiver in receptions, and in 1983, he took the top spot for receiving yards. He is littered through team and league postseason record books, including a catch in a club-record 22 consecutive playoff games. He was a key member of the 1977 Super Bowl XII Championship squad. Inducted during halftime of the Cowboys-Seahawks game on Nov. 6, 2011. Pearson was elected to the Pro Football Hall of Fame in 2021.



★ **DON PERKINS** ★
Running Back, 1961-1968

Don Perkins was the first Cowboys player to rush for more than 6,000 yards. A six-time Pro Bowl selection, Perkins finished among the top 10 NFL rushers in each of his eight seasons. He was named NFL Rookie of the Year in 1961 and All-NFL in 1962. Perkins was signed before Dallas was granted its NFL franchise. A three-time All-Skyline pick at New Mexico, Perkins was inducted into the Ring of Honor at halftime of the Cowboys against N.Y. Giants on Nov. 7, 1976.





★ MEL RENFRO ★

Defensive Back, 1964-1977

Mel Renfro was named to the Pro Bowl his first 10 seasons in the NFL. He is the club's all-time leading interceptor with 52 and kickoff returner with a 26.4-yard career average. Renfro was drafted in the second round in 1964 after a career as an All-America halfback and world class sprinter at Oregon. A five-time All-Pro, Renfro was inducted into the Ring of Honor at halftime of the Cowboys against Miami, Oct. 25, 1981. In 1996 Renfro was elected to the Pro Football Hall of Fame.

★ TEX SCHRAMM ★

President and General Manager, 1959-1989

Texas Earnest Schramm Jr., served 29 seasons as president and general manager of the Cowboys, turning a 1960 expansion team into one of the most successful franchises in NFL history. Under Schramm, the team reached five Super Bowls, winning two, made 18 playoff appearances and compiled an NFL-record 20 consecutive winning seasons. Schramm was instrumental in creating the Dallas Cowboys Cheerleaders, developing the Cowboys Ring of Honor and bringing an annual Cowboys Thanksgiving Day game to the nation. Schramm, as chairman of the NFL Competition Committee from 1966 to 1988, was a driving force behind the development of instant replay, giving the head referee a microphone for penalty announcements and developing the wild-card playoff system. One of Schramm's most significant accomplishments was coordinating the merger of the NFL and the American Football League in 1966. He was inducted into the Pro Football Hall of Fame in 1991. Schramm was inducted into the Ring of Honor at halftime of the Cowboys game against Philadelphia on Oct. 12, 2003.



★ EMMITT SMITH ★

Running Back, 1990-2002

Emmitt Smith retired as the NFL's all-time rushing leader with 18,355 yards and scored more rushing touchdowns (164) than any other player in NFL history. Smith was selected to the Pro Bowl eight times, won four NFL rushing titles ('91, '92, '93 and '95), three Super Bowl titles, and a league (1993) and Super Bowl (XXVIII) MVP award. Smith broke Walter Payton's NFL rushing record at Texas Stadium on Oct. 27, 2002 on an 11-yard run in the fourth quarter against the Seattle Seahawks. Smith was inducted into the Ring of Honor with Troy Aikman and Michael Irvin on Monday Sept. 19, 2005 at halftime of the Cowboys-Redskins game. Smith was elected to the Pro Football Hall of Fame in 2010.

★ ROGER STAUBACH ★

Quarterback, 1969-1979

Roger Staubach led the Cowboys to six NFC Championship Games, four Super Bowls and two Super Bowl titles. A great clutch performer, Staubach led Dallas to comeback victories 23 times, 14 in the last two minutes or overtime. A five-time Pro Bowler, he was drafted by Dallas in 1964 after winning the Heisman Trophy and Maxwell Award at the Naval Academy. Staubach was inducted into the Ring of Honor at halftime of the Cowboys against Tampa Bay, Oct. 9, 1983. Staubach was elected to the Pro Football Hall of Fame in 1985.





★ RANDY WHITE ★


Defensive Tackle, 1975-1988

A nine-time Pro Bowler during his 14 years with Dallas, Randy White established a club-record with eight straight All-Pro selections. White was co-MVP (with teammate Harvey Martin) in the Cowboys Super Bowl XII victory over Denver. A consensus All-America defensive end for Maryland in 1974, White won both the Outland Trophy and the Vince Lombardi Awards. White was inducted into the Ring of Honor at halftime of the Cowboys against Arizona on Oct. 9, 1994. White was also elected to the Pro Football Hall of Fame in 1994.

★ DARREN WOODSON ★

Safety, 1992-2003

Darren Woodson retired as the Dallas Cowboys all-time tackle leader, posting 1,350 through his 12-year playing career. Originally drafted in the second round of the 1992 draft, coming out of school as a linebacker, Woodson made the switch to safety and flourished in all phases of his career. He was a key part of a defense that won three Super Bowl Championships. A five-time Pro Bowler, Woodson is the only player in Cowboys history to play under five head coaches - Jimmy Johnson, Barry Switzer, Chan Gailey, Dave Campo and Bill Parcells. Until the year he finished playing, Woodson was a regular on special teams units, ranking second in club history with 134 career special teams tackles. Woodson was inducted into the Ring of Honor at halftime of the Cowboys-Seahawks game on Nov. 1, 2015.



★ RAYFIELD WRIGHT ★

Tackle, 1967-1979

Rayfield Wright is the only offensive lineman in the Ring of Honor. A seventh-round draft choice, Wright made the conversion from tight end to tackle and became the Cowboys most decorated offensive lineman of the 1970s. During his 13-year career, the "Big Cat" was selected to the Pro Bowl six times, named All-Pro on four occasions and was on two Super Bowl-winning teams in the 1970s. He was the leader of Dallas offensive line units that produced the club's first five 1,000-yard individual rushing seasons. Wright was inducted into the Ring of Honor at halftime of the Cowboys-N.Y. Giants game on Oct. 10, 2004. Wright was elected to the Pro Football Hall of Fame in 2006.

Historical Highlights

1960

LANDRY HIRED – Clint Murchison, Jr., and Bedford Wynne sign N.Y. Giants defensive assistant Tom Landry to a personal services contract on Dec. 27, 1959, with the intention of naming him head coach once they are awarded an expansion franchise by the NFL.

NFL FRANCHISE – Clint Murchison, Jr., and Bedford Wynne were awarded an expansion franchise in the NFL at the annual league meeting in Miami Beach, Fla. The Cowboys were to play as a "swing" team, playing every other team one time during the first season, although listed in the Western Conference standings (January 28).

COWBOYS STOCKED – A player pool was set up in the league meeting in Los Angeles, with each of 12 NFL teams freezing 25 names on its roster and the Cowboys allowed to pick three from each team for a total of 36 veterans. Dallas, once given the list, had to select its 36 players within 24 hours (March 13).

TRAINING STARTS – Rookies report to first Cowboys camp at Pacific University in Forest Grove, Oregon (July 9).

FIRST PRE-SEASON GAME – The Cowboys, less than six months in existence, get their first test and drop a 16-10 preseason game to San Francisco in Seattle (August 6).

FIRST HOME GAME – In their Dallas debut, in the Salesmanship Club preseason game, the Cowboys led the world champion Baltimore Colts into the final minute before a 62-yard pass from Johnny Unitas to Lenny Moore gave the Colts a 14-10 victory (August 19).

FIRST VICTORY – In a preseason game at Louisville, KY, the Cowboys beat the New York's Giants, 14-3, with Frank Clarke catching touchdown passes for 73 yards (Eddie LeBaron) and 74 yards (Don Meredith) (August 27).

FIRST LEAGUE GAME – In their first league game, Dallas fell to Pittsburgh, 35-28, with Bobby Layne leading a fourth-period Steelers rally (Sept. 24, Saturday night).

STREAK SNAPPED – Dallas snaps a 10-game loss streak by tying New York, 31-31, at Yankee Stadium (Dec. 4).

1961

TRAINING STARTS – Rookies launch training at new campsite – St. Olaf College in Northfield, Minn. (July 9).

FIRST LEAGUE WIN – Scoring 10 points in the final 56 seconds, the Cowboys score their first NFL victory, 27-24, over Pittsburgh in the '61 league opener in the Cotton Bowl. Allen Green's 27-yard field goal on the game's final play won it before 23,500 spectators (Sept. 17).

1962

TRAINING STARTS – Team begins training at new campsite – Northern Michigan College in Marquette, Mich. (July 13).

PENALTY HISTORY – For the first time in anyone's memory in an NFL game, points were awarded for a penalty. The Cowboys were holding in the end zone on a 99-yard touchdown pass from LeBaron to Clarke, and Pittsburgh was awarded a safety. The Steelers eventually won, 30-28 (Sept. 23).

100-YARD FIRSTS – Amos Marsh returned a kickoff 101 yards and Mike Gaechter returned a pass interception 100 yards, both plays for fourth quarter touchdowns in a 41-19 win over Philadelphia in Dallas. It was the first time in NFL history that two 100-yard runs had been made in the same game, much less by the same team in the same quarter (Oct. 14).

1963

SHIFT TO KANSAS CITY – The rival Dallas Texans of the AFL announce they are moving the franchise to Kansas City (Feb. 8).

CALIFORNIA TRAINING SITE – The Cowboys open training at California Lutheran College in Thousand Oaks, Calif. (July 12).

HOWTON SETS RECORD – Bill Howton broke Don Hutson's all-time receiving mark with a 14-yard catch at Washington. Hutson's record was 7,991 yards and the catch gave Howton an even 8,000 yards (Sept. 29).

1964

LANDRY CONTRACT – With one year to go on his original contract, Tom Landry is signed to a 10-year extension, in effect giving him an 11-year pact, possibly the longest in major pro sports history (Feb. 5).

1965

FIRST SELLOUT – An overflow crowd of 76,251 jams the Cotton Bowl for the Cleveland game, notching the team's first home sellout. Cleveland won, 24-17 (Nov. 21).

1966

PLAYOFF BOWL – After defeating New York, 38-20, in the season finale (and winning five of their last seven games) to get into the Playoff Bowl at Miami, the Cowboys fall to Baltimore, 35-3 (Jan. 15).

MERGER – Peace comes to pro football with Cowboys General Manager Tex Schramm completing two months of negotiations with AFL's Lamar Hunt, merging the two leagues under the NFL banner (June 8).

SCHRAMM ELEVATED – Texas E. Schramm, Vice President and General Manager of the Cowboys from the beginning, was named President of the club by Owner Clint Murchison, Jr., who retained the title of Chairman of the Board.

NEELY CASE SOLVED – Dallas and Houston reached agreement in the Ralph Neely case. Neely remained with Dallas with Houston receiving the Cowboys Nos. 1, 2 and two fifth round picks in the 1967 draft (Nov. 17).

THE CHAMPIONSHIP – The Cowboys won their first championship, capturing the Eastern Conference title with a 10-3-1 record, but lost the NFL Championship Game to Green Bay, 34-27.

1967

TEXAS STADIUM – On Dec. 23, Owner Clint Murchison, Jr. formally announced plans to build Texas Stadium in suburban Irving. The stadium, to be financed through a bond-option plan, would be ready for the 1970 season. The stadium would seat a minimum of 58,000.

SECOND CHAMPIONSHIP – Under the NFL's new format, the Cowboys easily won the Capitol Division and defeated Cleveland, Century Division winner, 52-14, in the Cotton Bowl for the Eastern conference championship. However, on Dec. 31 in Green Bay, the Cowboys lost their second bid for an NFL title, falling to the Packers, 21-17, in the 13 degree below weather.

1968

WIN CAPITOL – For the second straight year the Cowboys won the Capitol Division, but for the first time in three years the Cowboys did not win the Eastern Championship, being upset at Cleveland, 31-20, on Dec. 21. Dallas won the Runner-Up Bowl over Minnesota, 17-13.

1969

TEXAS STADIUM – Ground was broken for Texas Stadium in suburban Irving on January 25, and on June 29 Bert Rose was named general manager of the stadium.

ORIGINALS RETIRE – An era ended for the Cowboys in July. On July 5th at a press conference in Dallas, quarterback Don Meredith, the last of the original Cowboys, announced his retirement. Then, on July 18th, the day the veterans were to report to training camp, all-time rushing great Don Perkins officially retired.

REPEAT CAPITOL WINS – Once again the Cowboys rolled to the Capitol Division Championship with an 11-2-1 season. However, the Cowboys failed to win the Eastern Championship when on Dec. 28, the Cowboys lost to Cleveland, 38-14, in the Cotton Bowl.

1970

FIVE STRAIGHT PLAYOFFS – The Cowboys won their last five games to finish 10-4, claim the Eastern Division championship and make the playoffs for the fifth year in a row. They defeated Detroit, 5-0, in the opening round to get a shot at the National Conference championship.

FIRST NFC TITLE – The Cowboys captured the biggest prize of their 11-year history on Jan. 3, 1971 when they downed San Francisco, 17-10, for the NFC crown. A 16-13 loss to Baltimore in the Super Bowl Jan. 17 left Dallas with one major goal still unrealized.

1971

TEXAS STADIUM – The Cowboys opened a new era in their sparkling Irving, Tex., home with a 44-21 victory over the New England Patriots on Oct. 24. Duane Thomas scored the first touchdown in the new stadium, a 56-yard run just two minutes and 16 seconds after the opening kickoff. Attendance was 65,708.

SIX STRAIGHT PLAYOFFS – The Cowboys won their last seven games to finish 11-3, claim the Eastern Division championship and make the playoffs for the sixth year in a row. They defeated Minnesota, 20-12, in the opening round.

SECOND NFC TITLE – For the second consecutive year, the Cowboys met the San Francisco 49ers in the National Conference showdown. This time Dallas won 14-3, to qualify for its second straight Super Bowl.

FIRST WORLD CHAMPIONSHIP – The Cowboys downed the Miami Dolphins, 24-3, to win Super Bowl VI in New Orleans on Jan. 16. It was the 10th victory in a row for Dallas as Roger Staubach passed for two touchdowns and was named the game's Most Valuable Player.

1972

FIRST 1,000-YARD BACK – Calvin Hill became the first Dallas player to rush for 1,000 yards when he gained 111 on Dec. 9 against the Washington Redskins in Texas Stadium. Hill wound up with 1,036 yards for the season on a record 245 carries.

SEVEN STRAIGHT PLAYOFFS – The Cowboys qualified for the NFL playoffs a record seventh consecutive year, their 10-4 record earning them the National Conference Wild Card berth. Roger Staubach passed for two touchdowns in the last 1:30 to give the Cowboys a 30-28 victory at San Francisco in the first round. Then, at Washington on New Year's Eve, Dallas was foiled in its bid for a third straight NFL title with the Redskins win, 16-3.

1973

100 VICTORIES – The Cowboys and Coach Tom Landry recorded their 100th victory with a 40-3 Texas Stadium win over the New Orleans Saints on Sept. 24. Landry ended the season with a career mark of 108-80-6 to rank ninth on the list of the NFL's all-time winningest coaches.

EIGHT STRAIGHT PLAYOFFS – The Cowboys regained the NFC Eastern Division title with a 10-4 record and broke their own NFL record by reaching the playoffs for the eighth year in a row. Dallas defeated the Western Division champion Los Angeles Rams in the first round, 27-16, but fell to Central Division winner Minnesota in the NFC Championship Game, 27-10.

1974

FIRST TOP DRAFT CHOICE – For the first time in their history, the Cowboys had the very first choice in the NFL Draft. The No. 1 pick came to Dallas from Houston in exchange for Tody Smith and Billy Parks. The Cowboys selected Ed "Too Tall" Jones, a 6-9, 260-pound defensive end from Tennessee State.

PLAYOFFS MISSED – The record breaking string of eight straight years in the NFL playoffs was broken when the club's 8-6 record failed to qualify.

1975

LILLY HONORED – "Mr. Cowboy" was honored on Bob Lilly Day at Texas Stadium at halftime of the Philadelphia game on Nov. 23. It was first such recognition ever given to a Dallas player. Lilly never missed a game in 14 years with the Cowboys, earning All-Pro honors seven times at defensive tackle before retiring prior to the '75 season.

TEN STRAIGHT WINNING SEASONS – The Cowboys 10-4 record earned them the NFC Wild Card berth in the playoffs. The composite record over 10 straight winning seasons was 101-37-2.

THIRD NFC TITLE – After shocking Minnesota in the first round, 17-14, on Roger Staubach's 50-yard "Hail Mary" pass to Drew Pearson, the Cowboys traveled to Los Angeles for the NFC showdown. Staubach threw four touchdown passes, three to Preston Pearson, and Dallas won, 37-7. Pittsburgh won Super Bowl X on Jan. 18 in Miami, 21-17.

1976

MEREDITH, PERKINS HONORED – Former Cowboys greats Don Meredith and Don Perkins joined Bob Lilly in the Ring of Honor at Texas Stadium during halftime ceremonies at the New York Giants game on Nov. 7.

ELEVEN STRAIGHT WINNING SEASONS – The Cowboys won the NFC Eastern Division title with their 11-3 record, giving them their 11th straight winning season and 10th playoff berth in that period. A 14-12 first round loss to Los Angeles – the first time Dallas had lost in the first round under the current playoff setup – ended the season.

1977

HOWLEY HONORED – Former All-Pro linebacker Chuck Howley, a Cowboy from 1961 through 1973, became the fourth member of the Ring of Honor. Howley was honored during ceremonies at halftime of the Detroit Lions game on Oct. 30.

TWELVE STRAIGHT WINNING SEASONS – Getting off to an 8-0 start, their best ever, the Cowboys rolled to a 12-2 record, the championship of the NFC East, and their 12th consecutive winning season. They opened their 11th visit to the playoffs in those 12 years with a 37-7 first-round victory over the Chicago Bears at Texas Stadium.

FOURTH NFC TITLE – Dallas crushed the Minnesota Vikings at Texas Stadium, 23-6, for National Conference crown No. 4 and the right to meet the Denver Broncos in Super Bowl XII.

SECOND WORLD CHAMPIONSHIP – The Cowboys stopped the Denver Broncos, 27-10, to win Super Bowl XII in New Orleans on Jan. 15, 1978. In the process, Dallas tied Minnesota for most Super Bowl appearances (four) and Green Bay, Miami and Pittsburgh for most Super Bowl victories (two). Defensive linemen Harvey Martin and Randy White were named co-MVPs in the game.

1978

THIRTEEN STRAIGHT WINNING SEASONS – After a mediocre 6-4 start, the Cowboys won six straight games to finish the expanded regular season with a 12-4 record and their 10th division crown. It marked the Cowboys 13th consecutive winning season and 12th trip to the playoffs in that span. Dallas rallied to beat Atlanta 27-20 in a divisional playoff at Texas Stadium, sending the Cowboys to their seventh NFC championship game in the past nine years.

FIFTH NFC TITLE – Dallas shut out the Rams in Los Angeles 28-0 in the National Conference title game to advance to the Super Bowl a record fifth time, including three of the last four. In the first Super Bowl rematch, Pittsburgh edged the Cowboys 35-31 for the NFL championship on Jan. 21 in Miami's Orange Bowl.

1979

TWENTIETH ANNIVERSARY – The Cowboys celebrated their 20th anniversary season at halftime of the St. Louis Cardinals game at Texas Stadium on Oct. 21. Star players from each of those 20 seasons plus Coach Tom Landry were introduced during the halftime ceremonies.

FOURTH STRAIGHT NFC EAST TITLE – The Cowboys won their final three regular season games to finish with an 11-5 record, their 11th division championship, including the past four NFC East titles, and 14th consecutive winning season. The Cowboys made their 13th trip to the playoffs in those 14 years, but were eliminated by Los Angeles 21-19 in a divisional playoff at Texas Stadium.

1980

STAUBACH RETIRES – At a press conference at Texas Stadium on March 31, quarterback Roger Staubach announced his retirement after 11 record-breaking years with the Cowboys. Staubach held all major Cowboys passing records and was the all-time leading NFL passer.

LILLY ENTERS HALL OF FAME – Bob Lilly, a seven-time All-Pro defensive tackle in his 14-year career with the Cowboys from 1961-74, became the first Cowboys player to be inducted into the Pro Football Hall of Fame. Enshrined along with Lilly on Aug. 2 at Canton, Ohio, were Herb Adderley, who played for the Cowboys from 1970-71, Jim Otto and Deacon Jones.

FIFTEEN STRAIGHT WINNING SEASONS – Behind new starting quarterback Danny White, the Cowboys rolled to their 15th consecutive winning season with a surprising 12-4 record, tied for best in the league with Philadelphia and Atlanta. The Cowboys lost the NFC East title to Philadelphia on a tie-breaker, but entered the playoffs for the 14th time in 15 years, this time as a wild card team. The Cowboys beat Los Angeles 34-13 at Texas Stadium in the NFC Wild Card Game and rallied past the Falcons at Atlanta 30-27 to advance to the NFC Championship Game at Philadelphia. But the Cowboys lost 20-7 in their bid for a sixth Super Bowl appearance.

LANDRY'S 200TH VICTORY – Tom Landry joined George Halas and Curly Lambeau as the only coaches with 200 NFL victories when the Cowboys beat Los Angeles 34-13 on Dec. 28 at Texas Stadium in the NFC Wild Card Game, raising Landry's record to 200-119-6, counting regular season and playoff games.

1981

RENFRO HONORED – Former All-Pro defensive back Mel Renfro, the Cowboys all-time leading pass interceptor, became the fifth member of the Cowboys Ring of Honor. Renfro, who played for Dallas from 1964 through 1977, was honored during halftime ceremonies of the Cowboys-Miami Dolphins game at Texas Stadium on Oct. 25.

TWELFTH DIVISION CHAMPIONSHIP – The Cowboys regained the NFC Eastern Division Championship, their 12th division title since 1966, with a 12-4 record and tied Oakland's NFL mark of 16 consecutive winning seasons. Entering the playoffs for the 15th time in that span, the Cowboys advanced to the NFC Championship Game for the ninth time in 12 years by routing Tampa Bay 38-0 at Texas Stadium. But for the second year in a row Dallas lost the conference title game. San Francisco scored a last-minute touchdown at Candlestick Park to edge the Cowboys 28-27 for a berth in Super Bowl XVI.

1982

200TH REGULAR-SEASON VICTORY – The Cowboys beat Washington 24-10 at RFK Stadium on Dec. 5 for the club's and Coach Tom Landry's 200th regular season victory.

SEVENTEEN STRAIGHT WINNING SEASONS – The Cowboys finished the strike-shortened regular season 6-3 to establish an NFL record of 17 consecutive winning seasons. Entering the playoffs for a record-tying eighth straight year and for the 16th time in 17 years, the Cowboys beat Tampa Bay 30-17 and Green Bay 37-26, both at Texas Stadium, to advance to the NFC Championship Game for the third year in a row. But again the Cowboys come up short, losing 31-17 at Washington.

1983

STAUBACH HONORED – Former quarterback Roger Staubach, who led the Cowboys to four Super Bowls, became the sixth member of the Ring of Honor during halftime ceremonies of the Cowboys-Tampa Bay game on Oct. 9.

NEW HEADQUARTERS – Ground was broken on Nov. 29 for the Cowboys new headquarters and training facility at The Valley Ranch in northwest Dallas County.

EIGHTEEN STRAIGHT WINNING SEASONS – The Cowboys extended their NFL record to 18 consecutive winning seasons with a 12-4 finish. The club also set a league record with its ninth straight playoff appearance, qualifying as a wild card entry. The L.A. Rams eliminated Dallas from the playoffs, however, with a 24-17 upset victory at Texas Stadium in the NFC Wild Card Game on Dec. 26.

1984

SILVER SEASON – The Cowboys kicked off their 25th anniversary with a news conference at Texas Stadium on Jan. 27. President Tex Schramm announced the Cowboys would celebrate their 25th anniversary during 1984 under the theme "Silver Season."

OWNERSHIP CHANGES HANDS – The sale of the Cowboys from the Murchison family to an 11-member limited partnership headed by Dallas businessman H.R. "Bum" Bright was approved by NFL owners on March 19 at the league's annual meeting in Honolulu. The sale was completed on May 18.

NINETEEN STRAIGHT WINNING SEASONS – The Cowboys defeated the Eagles 26-10 in Philadelphia to extend their NFL record to 19 consecutive winning seasons. The Cowboys finished 9-7 and missed the playoffs for the first time in 10 years and only the second time in 19 years.

1985

STAUBACH ENTERS HALL OF FAME – Roger Staubach, the master of the comeback victory during his 11-year career as a Cowboys quarterback, was inducted into the Pro Football Hall of Fame in his first year of eligibility. Enshrined with Staubach on Aug. 3 at Canton, Ohio, were Pete Rozelle, Joe Namath, O.J. Simpson and Frank Gatski. Staubach joined Bob Lilly as the only players who spent their entire career with the Cowboys to be elected to the Hall of Fame.

TEXAS STADIUM IMPROVEMENTS – Texas Stadium unveiled a new look when the Cowboys opened their preseason schedule against Green Bay on Aug. 10. The stadium became the first to have two DiamondVision color scoreboards, and the addition of 118 Crown Suites gave Texas Stadium more private suites, 296, than any stadium in the nation.

COWBOYS RANCH OPENS – Cowboys players and coaches reported on Aug. 27 to the team's new headquarters and training facility at Cowboys Center in Valley Ranch.

DORSETT PASSES 10,000 YARDS – On a 19-yard sweep around left end, Tony Dorsett, became the sixth player in NFL history to rush for 10,000 yards. Dorsett's feat highlighted a 27-13 victory over Pittsburgh at Texas Stadium on Oct. 13.

THIRTEENTH DIVISION CHAMPIONSHIP – The Cowboys edged the New York Giants 28-21 on Dec. 15 at Texas Stadium to capture the NFC Eastern Division championship for the first time since 1981. Picked in most season previews to finish third or fourth in the division, the Cowboys rallied for their NFL record 20th consecutive winning season, a 13th division title in 20 years and a playoff berth for the 18th time in that span. But in their NFL record 36th playoff game appearance, the Cowboys fell 20-0 to the Los Angeles Rams in Anaheim Stadium on Jan. 4.

1986

COWBOYS GO TO LONDON – The Cowboys began preparations for their first trip to a foreign country when the NFL announced on March 12 that the Cowboys would play the Super Bowl champion Chicago Bears in a preseason game at London's Wembley Stadium on Aug. 3.

100TH WIN AT TEXAS STADIUM – Dallas defeated St. Louis 37-6 for the club's 100th victory at Texas Stadium. Since the facility opened in 1971 the Cowboys have compiled a 100-25 (.800) record.

STREAK BROKEN – The Cowboys streak of 20 consecutive winning seasons from 1966 through 1985, third longest in professional sports history, came to an end when the club finished with a 7-9 record after losing seven of its last eight games. Only baseball's New York Yankees (39 straight winning seasons, 1926-64) and hockey's Montreal Canadiens (32 from 1951-52 through 1982-83) surpassed the Cowboys accomplishments.

1987

FOUNDER DIES – Cowboys founder Clint Murchison, Jr., died March 30 after a long illness. Murchison, 63, who owned the club until 1984, acquired the expansion Dallas franchise in the NFL in 1960. He hired Tex Schramm as general manager, gave Tom Landry a 10-year contract when his coaching career was in doubt in 1964 and was instrumental in the building of Texas Stadium.

DORSETT GETS 12,000 YARDS – Tony Dorsett became the fourth rusher in NFL history to gain more than 12,000 yards when he registered 52 yards against the Rams on Dec. 21 for a career total of 12,036. The only runners ahead of Dorsett were Walter Payton, Jim Brown and Franco Harris.

1988

LANDRY TIES LAMBEAU – Dallas opened the 1988 season against Pittsburgh on Sept. 12 and Tom Landry tied an NFL record held by Curly Lambeau by coaching in his 29th consecutive season with the same team. Lambeau led the Green Bay Packers from 1921-49.

1989

JONES ACQUIRES COWBOYS, NAMES JOHNSON COACH – Jerry Jones reached an agreement to purchase the Cowboys from Bum Bright on Feb. 25 and announced that University of Miami Coach Jimmy Johnson would replace Tom Landry.

SALE APPROVED, SCHRAMM RESIGNS – The sale of the Cowboys to Jerry Jones was unanimously approved by NFL owners on April 18 at a special meeting in New York. At the same meeting, Tex Schramm was named president of the new World League of American Football. He announced his resignation as president and general manager of the Cowboys after 29 years with the club.

AIKMAN SIGNED – The Cowboys, holding the No. 1 pick in the NFL Draft for only the second time in their history, announced the signing of quarterback Troy Aikman to a six-year contract on April 20.

WALKER TRADED – Herschel Walker is traded to Minnesota on Oct. 12 for five players, six conditional draft choices and a 1992 first round draft choice. Among the players who actually came to Dallas as a result of the trade include Emmitt Smith, Russell Maryland, Kevin Smith and Darren Woodson.

JORDAN HONORED – Former All-Pro linebacker Lee Roy Jordan (1963-76), became the seventh member of the Ring of Honor. Jordan was honored during ceremonies at halftime of the Phoenix Cardinals game on Oct. 29.

1990

AUSTIN TRAINING CAMP – Beginning on July 18, nearly 100,000 fans visit the Cowboys first ever in-state training camp at St. Edward's University in Austin, Tex.

LANDRY ENTERS HALL OF FAME – Tom Landry, who led the Cowboys to five Super Bowls and 20 consecutive winning seasons as the Cowboys head coach from 1960-88, was inducted into the Pro Football Hall of Fame in his first year of eligibility. Enshrined on Aug. 4 at Canton, Ohio, Landry joined former Dallas players Bob Lilly and Roger Staubach as the only Hall of Fame members who built their achievements with the Cowboys.

SMITH ROOKIE OF THE YEAR, JOHNSON COACH OF THE YEAR – Following a dramatic turn-around season where the team posted a 7-9 record and missed the playoffs by one game, Jimmy Johnson was named the NFL Coach of the Year by the Associated Press. Running back Emmitt Smith, who led all NFL rookie running backs in rushing yardage and touchdowns, was named the A.P.'s NFC Offensive Rookie of the Year.

1991

RECORD DRAFT HAUL INCLUDES MARYLAND AS NO. 1 OVERALL PICK – After a pre-draft trade with the New England Patriots, the Cowboys used the No. 1 overall selection in the NFL Draft for only the third time in franchise history. Dallas chose Outland Trophy winner Russell Maryland (DT) with the top pick. The Cowboys went on to acquire 16 more choices, setting a club record for most selections in a 12-round draft with 17 overall.

SCHRAMM ENTERS HALL OF FAME – One of the NFL's true innovators, and the guiding force behind the development of America's Team, Tex Schramm was inducted into the Pro Football Hall of Fame on July 27, 1991. Schramm, who served as the President and General Manager of the Dallas Cowboys from the team's inception in 1960 until his retirement in 1989, joined Staubach, Lilly and Landry with his enshrinement in Canton, Ohio.

RETURN TO THE PLAYOFFS – After winning the final five games of the season, Dallas finished with an 11-5 record – the team's best mark since the 1983 season. The initial spark to the winning streak was a 24-21 win over the eventual World Champion Washington Redskins on Nov. 24. The win, at Washington's RFK Stadium, ended the Redskins' bid for a perfect regular season after 11 straight wins. Dallas finished second in the NFC East and qualified as the NFC's No. 2 Wild Card Playoff entry, marking the club's first postseason trip since 1985. Dallas traveled to Chicago and defeated the Bears 17-13 in the opening round Wild Card Game before dropping a 38-6 decision at Detroit the following week.

SMITH AND IRVIN LEAD NFL – Emmitt Smith and Michael Irvin became the first two players from the same team to lead the NFL in rushing yardage and receiving yardage in the same season. Smith had 1,563 yards rushing, while Irvin set single-season club records for receptions (93) and receiving yardage (1,523). Both players were named to the NFC Pro Bowl squad along with tight end Jay Novacek and quarterback Troy Aikman. The Cowboys sent four offensive players to the Pro Bowl for the first time since 1979, and Irvin was named the MVP of the Pro Bowl Game.

1992

JONES NAMED TO COMPETITION COMMITTEE – On May 1, Jerry Jones, was appointed to the NFL's Competition Committee by Commissioner Paul Tagliabue. Jones became the first owner to serve on the prestigious committee since the death of Cincinnati's Paul Brown.

FOURTEENTH DIVISION CHAMPIONSHIP – Before a national television audience on ABC's Monday Night Football, the Cowboys defeated the Atlanta Falcons (41-17) at the Georgia Dome to claim the NFC Eastern Division Championship. The victory marked the Cowboys first divisional title since 1985.

RECORD NUMBER OF OFFENSIVE PRO BOWL SELECTIONS – Six players from the Cowboys offense were selected to play in the Pro Bowl: RB Emmitt Smith, TE Jay Novacek, QB Troy Aikman, WR Michael Irvin, G Nate Newton and C Mark Stepnoski. The six players establish a Dallas Cowboys record for most offensive players selected to the Pro Bowl.

CLUB RECORD FOR VICTORIES/SMITH EARNS SECOND RUSHING TITLE – On Dec. 27, Dallas defeated Chicago by a 17-14 score at Texas Stadium. The victory was the 13th of the year for Dallas, establishing a new club record for victories in a season. Emmitt Smith finished the season with 1,713 rushing yards, enabling Smith to become the first player to win back-to-back NFL rushing titles since Eric Dickerson (1983-84).

ROAD ATTENDANCE RECORD SET – The Cowboys set a new team record for road attendance by averaging 72,523 fans-per-road game in 1992. The team also played before a sold-out stadium in all 16 regular season games for the first time since the 1981 season.

SIXTH NFC TITLE – On January 17, 1993, the Cowboys defeated the San Francisco 49ers by a 30-20 score at Candlestick Park. The victory sends Dallas to Super Bowl XXVII in Pasadena, marking the Cowboys first NFC title, and Super Bowl trip, since 1978.

THIRD WORLD CHAMPIONSHIP – While making an NFL record sixth Super Bowl appearance, the Cowboys defeated Buffalo 52-17 in Super Bowl XXVII at the Rose Bowl in Pasadena on Jan. 31, 1993. The victory enabled the Cowboys to become the only franchise in NFL history to win more than one Super Bowl under two different ownerships. The Super Bowl crowd of 98,374 was the largest crowd to ever witness a Dallas Cowboys game. The game was also witnessed by 133.4 million television viewers, making Super Bowl XXVII the most watched event in television history.

1993

WHITE HOUSE VISIT – On March 5, the Super Bowl Champion Dallas Cowboys became the first athletic team to visit the White House under the Clinton administration. The Cowboys team visit to the White House was the first in club history.

LANDRY HONORED – Former Head Coach Tom Landry, who led Dallas to two Super Bowl wins and five NFC titles in his 29 years at the Cowboys helm, became the eighth member of the Ring of Honor during halftime ceremonies of the Cowboys-New York Giants game on Nov. 7.

RECORD NUMBER OF PRO BOWL SELECTIONS – An NFC-record 11 Dallas players were selected to the Pro Bowl, including a club-record eight offensive selections (seven Pro Bowl starters).

FIFTEENTH DIVISION CHAMPIONSHIP – In the final game of the regular season on Jan. 2, the Cowboys defeat the New York Giants 16-13 in overtime at Giants Stadium to claim their 15th division crown and their second consecutive NFC East title.

SMITH EARNS THIRD RUSHING TITLE – Emmitt Smith finishes the season with 1,486 yards to earn his third straight NFL rushing crown. He becomes just the fourth man in NFL history to win three consecutive rushing titles.

SEVENTH NFC TITLE – Dallas defeats San Francisco 38-21 in the NFC Championship Game at Texas Stadium. The victory gives the Cowboys an NFL-record seventh conference championship in the first conference title game to be played at Texas Stadium since Jan. 1, 1978 (a 23-6 win over Minnesota).

FOURTH WORLD CHAMPIONSHIP – Dallas becomes one of just three NFL teams to win four Super Bowls by defeating Buffalo (30-13) in Super Bowl XXVIII. The game, played at the Georgia Dome in Atlanta, featured two rushing touchdowns by Super Bowl MVP Emmitt Smith. Dallas raised its NFL record number of Super Bowl appearances to seven (one fourth of all the Super Bowl games played).

1994

SWITZER NAMED HEAD COACH – Barry Switzer is named the new head coach of the Dallas Cowboys – and the third head coach in team history – on March 30. Switzer replaces Jimmy Johnson, who stepped down as the Cowboys head coach the previous day.

DORSETT AND WHITE ENTER HALL OF FAME – Tony Dorsett, the Cowboys all-time leading rusher in his 11-year career with the Cowboys from 1977-87, and Randy White, a nine-time Pro Bowl defensive tackle in his 14-year career with the Cowboys from 1975-78, are both inducted into the Pro Football Hall of Fame in their first year of eligibility. They were enshrined on July 30 in Canton, Ohio.

NFL RECORD CROWD IN MEXICO CITY – The Cowboys travel to Mexico City to play the Houston Oilers in a preseason game in front of 112,376 fans, the largest crowd to ever witness an NFL game (Aug. 15).

DORSETT AND WHITE HONORED – Former All-Pro, running back Tony Dorsett and defensive tackle Randy White, became the ninth and tenth members of the Ring of Honor. They were honored during ceremonies at halftime of the Arizona Cardinals game on Oct. 9.

SIXTEENTH DIVISION CHAMPIONSHIP – The Cowboys clinched the NFC Eastern Division Crown in the first week of December with a 31-19 victory over the Eagles in Philadelphia (Dec. 4).

RECORD NUMBER OF PRO BOWL SELECTIONS – AGAIN – For the second straight year, the Cowboys send 11 players to the Pro Bowl, tying the NFC record that Dallas established in 1993.

NFL RECORD FOR TITLE GAME APPEARANCES – While making an NFL record 13th NFC Championship Game appearance, the Cowboys become the only team in NFL history to advance to at least two championship games in every decade of the team's existence. Dallas fell short of its third straight Super Bowl with a 38-28 loss to the San Francisco 49ers at Candlestick Park on Jan. 15, 1995.

1995

SEVENTEENTH DIVISION CHAMPIONSHIP – On Dec. 24, Dallas wrapped up its fourth straight NFC Eastern Division title – a feat that no other NFC East team has accomplished other than the Cowboys teams from 1976 to 1979.

SMITH WINS FOURTH RUSHING CROWN – Emmitt Smith closes the season with a team-record 1,773 rushing yards and an NFL record 25 touchdowns. Smith led the NFL in rushing for the fourth time in five years, becoming just the fifth player in NFL history to win at least four rushing titles.

TEN PRO BOWLERS SELECTED – Ten Cowboys are selected to the NFC Pro Bowl squad. Since 1993, Dallas has earned 32 Pro Bowl selections – the most ever by one team over a three year period of time.

EIGHTH NFC TITLE – The Cowboys win an NFL record eighth conference championship game by defeating the Green Bay Packers 38-27 at Texas Stadium on Jan. 14, 1996. The victory marked the Cowboys third NFC title in four years.

THREE SUPER BOWL TITLES IN FOUR YEARS – Dallas becomes the first team in NFL history to win three Super Bowls in a four year period by defeating the Pittsburgh Steelers 27-17 in Super Bowl XXX at Sun Devil Stadium in Tempe, AZ. The game, played on Jan. 28, 1996, is witnessed by 138.4 million television viewers, making Super Bowl XXX the most watched event in television history. The victory enables Dallas to earn its fifth Super Bowl title – joining the San Francisco 49ers as the only NFL franchises to win five Super Bowls.

1996

RENFRO ENTERS HALL OF FAME – Mel Renfro, a 10-time Pro Bowl selection, becomes the seventh player in club history to gain induction into the Pro Football Hall of Fame. During his 14-year career, Renfro became one of the best to ever play in the secondary, recording 52 career interceptions and a 26.4-yard career kickoff return average – marks that still stand as club records.

SMITH PASSES 10,000 YARDS – On a six-yard dash up the middle against Washington on Thanksgiving Day, Emmitt Smith became the 12th player in NFL history to rush for 10,000 yards. Smith's feat highlighted a 21-10 win over the Redskins at Texas Stadium on Nov. 28.

NINE PRO BOWLERS SELECTED – A NFL-high nine players are selected to the NFC Pro Bowl squad, the fourth straight year Dallas has led the NFL in Pro Bowl selections. Over the past four seasons, Dallas has sent 41 players to Hawaii, the most ever in the NFL in a four-year period. The next highest total was posted by the 1971-74 Miami Dolphins with 38.

EIGHTEENTH DIVISION CHAMPIONSHIP – On Dec. 15, Dallas wrapped up its fifth straight NFC Eastern Division title – a feat never before achieved in the NFC East – and the eighteenth division title in team history with a 12-6 win over New England at Texas Stadium. The Carolina Panthers eliminated the Cowboys from the playoffs in a divisional playoff loss at Carolina.

1997

IRVIN TOPS 10,000 YARDS – On a 14-yard touchdown reception at Washington on Oct. 13, Michael Irvin became the 14th player in NFL history to record over 10,000 yards receiving.

PLAYOFF STREAK SNAPPED – The Cowboys close the 1997 season with a 6-10 record, marking the team's first non-playoff season since 1990.

1998

GAILEY NAMED HEAD COACH – Jerry Jones named Chan Gailey as the fourth head coach in the history of the Dallas Cowboys franchise on Feb. 12. Gailey, who had previously served as the Pittsburgh Steelers offensive coordinator, replaced Barry Switzer, who resigned from his position on January 9th.

TRAINING CAMP OPENS IN WICHITA FALLS – The Cowboys open training camp at Midwestern State University in Wichita Falls, Texas on July 15. Attendance figures for the four-week camp exceed 100,000.

SANDERS SETS RETURN MARK – On Sept. 21, Deion Sanders returned a punt 59 yards for a touchdown in the first half at the New York Giants and then took an interception 71 yards for a score in the fourth quarter. It was the first time in club history one player scored two touchdowns on returns of any kind in the same game.

SMITH BECOMES CLUB'S ALL-TIME RUSHER – With 163 yards on 29 carries in a 16-6 win over the New York Giants on Nov. 8, Emmitt Smith becomes the Dallas Cowboys all-time leading rusher. Smith's performance pushes him past Tony Dorsett (12,036) and into the Cowboys top spot.

NINETEENTH DIVISION CHAMPIONSHIP – After a one-year absence from postseason play, the Cowboys clinch their sixth NFC Eastern Division title in the last seven years with a 13-9 win over Philadelphia at Texas Stadium on Dec. 20. The 1998 division crown is the 19th division championship (15th NFC East title) in the club's 39-year history.

SMITH BECOMES NFL'S ALL-TIME RUSHING TOUCHDOWN LEADER – After scoring a first half touchdown on a one-yard run against the Redskins at Texas Stadium, Emmitt Smith becomes the NFL's all-time leader in rushing touchdowns, passing Marcus Allen (123). Smith later added a 26-yard score to give him 125 rushing touchdowns by season's end.

COWBOYS POST 10 WINS AND SWEEP NFC EAST – The Cowboys closed the year with a 23-7 victory over Washington and a 10-6 record, marking the 23rd season in which Dallas recorded at least 10 wins – a NFL record. The win over the Redskins also enabled Dallas to become the first team in the history of the NFC East to post an 8-0 record in division play.

COWBOYS EXTEND NFL-RECORD WITH 25TH PLAYOFF APPEARANCE – The Cowboys extended their NFL record for postseason appearances to 25 with a 20-7 loss to Arizona in a NFC Wild Card Playoff Game at Texas Stadium on Jan. 2, 1999.

1999

COWBOYS COMEBACK – The Cowboys overcome a 21 point fourth quarter deficit and pull out an overtime win over the Washington Redskins in the season opener on Sept. 12. After the team scored 21 points in the fourth quarter to tie the game – tying the largest deficit overcome to win a game – Troy Aikman connected with Raghib Ismail on a 76-yard bomb in overtime to provide the final margin of victory.

IRVIN RECORDS FINAL CATCH – On Oct. 10 at Veterans Stadium in Philadelphia, wide receiver Michael Irvin went across the middle and hauled in an eight-yard reception for the 750th catch of his career. The catch would be the last of his career as he suffered neck and back injuries on the play and was never able to return to the playing field. Irvin finished his career tied for 10th on the NFL's all-time reception list and was ninth all-time in receiving yards.

SELLOUT STREAK ENDS – The Dallas Cowboys NFL-record of consecutive games in front of sold out stadiums comes to an end on Dec. 24, 1999 in a Christmas Eve game against the New Orleans Saints in the Louisiana Superdome. The streak, which included home and away games, came to a halt after 160 games. It began on December 23, 1990 at Philadelphia's Veterans Stadium and included 79 straight sell-outs at Texas Stadium (including playoffs) and 81 straight sell-outs on the road (including playoffs).

AIKMAN NFL'S WINNINGEST QUARTERBACK – With eight wins in 1999, Troy Aikman became the winningest starting quarterback of any decade in NFL history with 90 wins in the 1990s. He broke the mark of 86 wins set by Joe Montana in the 1980s.

TEAM OF THE 90'S – The Cowboys close the century as the NFL's most successful team in the decade of the 1990s. From 1990 to 1999, Dallas qualified for the playoffs eight times, won six division titles, made four trips to the conference championship game and won three Super Bowls.

SMITH BECOMES NFL'S ALL-TIME LEADING POSTSEASON RUSHER – Emmitt Smith ran for 99 yards in a 27-10 loss at Minnesota in an NFC Wild Card Playoff Game on Jan. 9, 1999. The total gave Smith the NFL record with 1,586 career postseason rushing yards, moving him past Franco Harris (1,556).

2000

CAMPO NAMED HEAD COACH – Jerry Jones named Cowboys defensive coordinator Dave Campo as the fifth head coach in franchise history on Jan. 26. Campo spent the previous 11 seasons as an assistant coach in Dallas and was the defensive coordinator for the 1995 team that won Super Bowl XXX. He replaced Chan Gailey, who was fired on Jan. 11.

TOM LANDRY DIES – After a long battle with leukemia, Tom Landry died on Feb. 12 at the age of 75.

SMITH ECLIPSES 15,000 YARDS – With 150 yards rushing against Washington on Dec. 10, running back Emmitt Smith became just the third player in NFL history to rush for over 15,000 career yards, joining Walter Payton and Barry Sanders. Smith's effort also pushed him past the 1,000-yard mark for the season, marking the 10th consecutive season he has done so. Barry Sanders is the only other player to have accomplished this feat.

2001

AIKMAN RETIRES – At a press conference at Texas Stadium on April 9, quarterback Troy Aikman announced his retirement after 12 seasons with the Cowboys. Aikman departed holding or tied for 47 separate club passing records.

HAYES HONORED – Former All-Pro wide receiver Bob Hayes, the "World's Fastest Human," became the 11th member of the Ring of Honor. He was inducted during a ceremony at halftime of the San Diego game on Sept. 23.

2002

SMITH BECOMES NFL'S ALL-TIME LEADING RUSHER – On second-and-seven from the Dallas 30-yard line with 9:28 remaining in the fourth quarter against Seattle at Texas Stadium on Oct. 27, Emmitt Smith burst up the middle on an 11-yard run to become the NFL's all-time leading rusher. With that carry, he moved past Walter Payton's mark of 16,726 career rushing yards. Smith finished the day with 109 yards on 24 carries. By season's end, he had extended the record to 17,162 career rushing yards.

2003

PARCELLS BECOMES SIXTH COACH IN CLUB HISTORY – On Jan. 2, Bill Parcells was named the sixth head coach in club history, replacing Dave Campo who was fired on December 30. In 15 seasons as a head coach with the New York Giants, the New England Patriots and the New York Jets, Parcells has posted a 149-106-1 record, including victories in Super Bowls XXI and XXV with the Giants and an appearance in Super Bowl XXXI with the Patriots. His 149 career wins place him 13th in NFL history.

EMMITT SMITH RELEASED – On Feb. 27, Emmitt Smith was released after 13 seasons with the club. He departs as the NFL's all-time leading rusher and holds or is tied for 62 club records. On March 27, Smith signed a two-year contract with the Arizona Cardinals.

TEX SCHRAMM DIES – One of the founding fathers of the Dallas Cowboys, Tex Schramm died on July 15 at the age of 83.

SCHRAMM HONORED – The first president and general manager of the club, Tex Schramm became the 12th member of the Ring of Honor. He was a driving force in turning a 1960 expansion team into one of the most popular and successful sports franchises in the world. Schramm was honored during a halftime ceremony of the Philadelphia game on Oct. 12.

COWBOYS POST 10 WINS AND RETURN TO THE PLAYOFFS – The Cowboys topped the N.Y. Giants on Dec. 21 to record their 10th win of the season and secure a wild card berth in the playoffs. It was the club's 27th postseason appearance, extending their NFL record. It was also the 24th season in franchise history that the club had posted at least 10 wins, also a league record.

2004

HARRIS AND WRIGHT HONORED – Two members of the NFL's All-Decade team from the 1970s, Cliff Harris and Rayfield Wright, became the 13th and 14th members of the Ring of Honor. The duo were key members of the Cowboys teams that captured Super Bowl VI and XII titles and were both six-time Pro Bowl selections. Harris and Wright were honored during a ceremony at halftime of the N.Y. Giants game on Oct. 10.

ARLINGTON, TEXAS AND THE DALLAS COWBOYS – With 55% of the vote, the citizens of Arlington, Texas, overwhelmingly support a stadium referendum at the polls on Nov. 2. The public-private partnership between the City of Arlington and the Dallas Cowboys will fund a retractable roof stadium with capacity for up to 90,000 people in the heart of Arlington's entertainment district. With over \$400 million committed by the team and stadium users, it will be the largest private investment in a stadium in NFL history, and the stadium will give North Texas the ability to bring major events like the Super Bowl and the NCAA Final Four to the region.

SMITH AND WOODSON RETIRE – Within one month's time, the NFL's all-time leading rusher and the Cowboys all-time leading tackler walk away from the game of football for the final time. At a December 29 press conference, Darren Woodson announced his retirement after 12 seasons with the Cowboys. Woodson departed with the club record for career tackles with 1,350. Just a few weeks later on February 3, 2005 at a press conference in Jacksonville, Florida, at Super Bowl XXXIX, Emmitt Smith announced his retirement after 13 seasons with the Cowboys and two with the Arizona Cardinals. In 15 NFL seasons he amassed league records with 18,355 rushing yards, 164 rushing touchdowns and 78 100-yard rushing games.

2005

TRIPLETS HONORED – Troy Aikman, Michael Irvin and Emmitt Smith, the cornerstone players of the three-time Super Bowl Champion Cowboys teams of the 1990s became the 15th, 16th and 17th members of the club's Ring of Honor. The trio finished their Cowboys career holding almost every major passing, receiving and rushing record while helping the team become the NFL's Team of the Decade for the '90s. A record crowd of 65,207 fans pack Texas Stadium to witness the halftime event during the Monday Night Football match-up against division rival Washington on Sept. 19.

29TH WINNING SEASON – With a 24-20 win at Carolina, the Cowboys clinch the 29th winning season in the franchise's 46 years in operation. Dallas finished the year 9-7.

20 MILLION FANS – The Cowboys played in front of 63,131 fans in the regular season finale at Texas Stadium on Jan. 1, 2006, pushing the club's all-time home attendance figure past the 20 million mark. Dating back to the 1960 franchise opener at the Cotton Bowl, 20,002,761 fans have now seen the Dallas Cowboys live at the Cotton Bowl and Texas Stadium.

2006

AIKMAN AND WRIGHT ENTER HALL OF FAME – Three-time Super Bowl Champion quarterback Troy Aikman and six-time Pro Bowl tackle Rayfield Wright become the eighth and ninth former Cowboys to be enshrined in the Pro Football Hall of Fame in Canton, Ohio. Aikman, the MVP of Super Bowl XXVII and the winningest quarterback of the 1990's is selected in his first year of eligibility. Wright, a member of the NFL's 1970s All-Decade team and two Super Bowl winning teams in Dallas is selected in his first year as a senior's committee nominee. Enshrinement ceremonies were scheduled for Aug. 5, 2006 in Canton, Ohio.

CONSTRUCTION BEGINS ON NEW COWBOYS STADIUM – On April 10, 2006, ground was broken on the new Dallas Cowboys Stadium in Arlington, Texas. The state-of-the-art venue is scheduled for completion by the start of the 2009 NFL season and will accommodate between 80,000 and 100,000 fans.

30th WINNING SEASON AND 28th PLAYOFF APPEARANCE – A victory over the Atlanta Falcons in the Georgia Dome on Dec. 16 wrapped up the Cowboys place in the NFL playoffs for the 28th time while securing the club's 30th winning season (9-7).

2007

PHILLIPS HIRED AS SEVENTH HEAD COACH – On Feb. 8, Jerry Jones announced the appointment of Wade Phillips as the seventh head coach in Dallas Cowboys history. Phillips, who brought a previous 45-35 record as an NFL head coach to the club, replaced Bill Parcells who announced his retirement from coaching on Jan. 22.

SUPER BOWL AWARDED TO NORTH TEXAS AND COWBOYS NEW STADIUM – On May 22, at NFL owners' meetings in Nashville, North Texas was selected to host Super Bowl XLV. The game will be played at the Cowboys new stadium in Arlington, Texas on February 6, 2011. The first Super Bowl to be presented in North Texas was awarded on the fourth ballot of a vote by the NFL ownership.

IRVIN ENTERS HALL OF FAME – Michael Irvin, a member of six divisional winners and three Super Bowl championship teams with the Cowboys of the 1990s, became the 10th former Dallas Cowboys player to be enshrined in the Pro Football Hall of Fame. Irvin, the Cowboys career leader in receptions and yardage, chose team owner Jerry Jones to present him for induction at the ceremony in Canton, Ohio on Aug. 4, 2007.

COWBOYS WIN NFC EASTERN DIVISION – With a 28-27 win at Detroit on Dec. 9, the Cowboys clinched the NFC Eastern Division title for the first time since 1998. The win gave Dallas its 20th division championship (16th NFC East). Dallas closed the season with an NFC-best 13-3 record, tying the club mark for regular season victories that was set in 1992.

2008

PRO BOWL COWBOYS – A record 13 Dallas Cowboys participated in the Pro Bowl in Hawaii (Feb. 10). Representing the club on offense were starters Tony Romo, Terrell Owens, Flozell Adams, Andre Gurode, Leonard Davis and Jason Witten. Marion Barber was a reserve for the NFC offense. On the defensive side, DeMarcus Ware and Ken Hamlin were starters while Roy Williams, Terence Newman and Greg Ellis were reserves. Rookie placekicker Nick Folk was also selected.

A FINAL FAREWELL – The Dallas Cowboys played their final game at Texas Stadium against the Baltimore Ravens on Sat., Dec. 20 in front of 63,800 fans. Jason Witten scored the final Cowboys touchdown at the stadium on a 21-yard pass from Tony Romo to cut Dallas' deficit to 26-24 with 1:36 remaining. On Baltimore's next possession, Le'Ron McClain scored on an 82-yard run to mark the longest running play by an opponent at the stadium to give the Ravens the 33-24 win.

SACK ATTACK – In the final game at Texas Stadium, DeMarcus Ware picked up his league-leading 20th sack of the season. Ware's 20 sacks also established a club record since sacks became an official stat in 1982.

2009

HAYES ENTERS HALL OF FAME – “Bullet” Bob Hayes was enshrined in the Pro Football Hall of Fame, becoming the 11th former Cowboy to receive that honor. Hayes spent 10 seasons with the Cowboys and revolutionized the wide receiver position and the way defenses would play in the NFL. He began his 11-year NFL career after winning two Olympic gold medals at the 1964 Olympic Games in Tokyo, Japan where he earned the title of “The World’s Fastest Human.” The three-time Pro Bowl selection arrived in Dallas after the Olympics and remains - as the only rookie in franchise history to ever lead the team in receptions (46), receiving yards (1,003) and a rookie club record of 12 touchdown catches.

DRAFTING A DOZEN – The Dallas Cowboys entered the 2009 draft with 11 selections and finished the weekend with 12 picks. Dallas' 12 draft picks marked the most selected since the draft was shortened to seven rounds in 1994 and the most overall picks since selecting 15 players in 1992's 12-round draft. After trading away their second round pick - the club's only first-day draft pick - Dallas selected all 12 picks from Round Three on to mark the most selections after the third round since picking up 14 players in the 12-round draft in 1991.

RIBBON CUTTING – In a ceremony involving the Jones Family, Arlington Mayor Robert Cluck, and a host of Cowboys greats on hand, the West End Zone doors to AT&T Stadium were officially opened to a crowd of close to 2,000 as part of the building's Ribbon Cutting ceremony on May 27.

OPENING ACT – The inaugural event at AT&T Stadium was a star-studded country music concert headlined by George Strait. Superstar Reba McEntire, singer/songwriter Blake Shelton and recording artist Lee Ann Womack joined the event.

ATTENDANCE RECORD – The 105,121 fans who attended the first regular season game at AT&T Stadium (Dallas vs. the N.Y. Giants, 9/20/09) became the largest crowd to ever witness an NFL regular season - or postseason - game.

2010

COWBOYS WIN NFC EASTERN DIVISION – With a 24-0 win over Philadelphia (1/3/10), the Cowboys wrapped up the NFC Eastern Division title - marking the 21st division crown in the club's 50 year history. Dallas advanced to the playoffs for the 12th time in the 21 years of Jones' tenure as the owner and general manager.

AT&T STADIUM HOSTS FIRST PLAYOFF GAME – Dallas beat Philadelphia 34-14 in front of 92,951 fans in Arlington (1/19/10). The victory increased the Cowboys NFL-best total of all-time postseason wins to 33.

NBA ALL STAR GAME – The 108,713 fans who saw the NBA All Star Game at AT&T Stadium became a part of history as they made up the largest crowd to attend a basketball game - at any level - in the more than 100-year history of the sport.

SMITH ENTERS HALL OF FAME – Emmitt Smith, the NFL's all-time leading rusher with 18,355 yards and winner of three Super Bowl rings, became the 12th player in franchise history inducted into the Pro Football Hall of Fame. Smith, who won NFL and Super Bowl MVP awards and is the NFL record holder with 11 consecutive 1,000-yard rushing seasons, is presented by team owner Jerry Jones for the induction ceremony.

MIDSEASON CHANGE – For the first time in Dallas Cowboys history, a coaching change was made during the season. Wade Phillips was relieved of his duties on Nov. 8 and Jason Garrett was named Interim Head Coach. Under Garrett, Dallas finished the season 5-3 after starting it 1-6.

2011

GARRETT BECOMES EIGHTH HEAD COACH IN CLUB HISTORY – On Jan. 5, Jason Garrett was named the eighth head coach in franchise history after serving as the interim head coach for the second half of the 2010 season. Garrett spent the previous four seasons as the club's offensive coordinator while also serving as the assistant head coach for three.

NEW COACHING STAFF MOVES IN – Beginning with the hiring of Rob Ryan as the club's defensive coordinator on Jan. 15, Dallas added six new coaches and added duties to three others. Matt Eberflus became the linebackers coach on Jan. 26, followed by Ben Bloom as the defensive quality control coach/linebackers on Jan. 31. Brian Baker was named defensive line coach on Feb. 7, Mike Woicik returned as the strength and conditioning coach on Feb. 9, Jimmy Robinson became the assistant head coach/wide receivers on Feb. 11 and Walt Williams an assistant strength and conditioning coach on Feb. 14. On Feb. 17, John Garrett added the title passing game coordinator, Hudson Houck running game coordinator and Wes Phillips was named assistant offensive line coach.

SANDERS ENTERS HALL OF FAME – Deion Sanders, a member of three divisional winners and a Super Bowl championship team with the Cowboys from 1995-99, became the 13th former Dallas Cowboys player to be enshrined in the Pro Football Hall of Fame. Sanders, the biggest free agent move in the history of the franchise at the time, was also the only man in professional sports to play in both a World Series and a Super Bowl.

SUPER BOWL XLV COMES TO NORTH TEXAS – For the first time in the region's history, North Texas played host to a Super Bowl when the Green Bay Packers and Pittsburgh Steelers faced off in Super Bowl XLV on Feb. 6 at AT&T Stadium. The Packers earned their fourth Super Bowl Championship with a 31-25 win in front of 103,219 fans - the fourth-largest crowd to watch a Super Bowl.

THREE ENTER RING OF HONOR – Larry Allen, Charles Haley and Drew Pearson were inducted into the Ring of Honor on Nov. 6, 2011 at halftime of the Cowboys-Seahawks game becoming the 18th, 19th and 20th members of the club's Ring of Honor. All three players earned Super Bowl rings in their years with the Cowboys, Allen - three; Haley - three and Pearson - one.

SETTING RECORDS – DeMarco Murray saw extended time against St. Louis (10/23) with an injury to Felix Jones. Murray seized the opportunity and established a single-game club record with 253 rushing yards, breaking Emmitt Smith's mark of 237 set in 1993. He scored his first career touchdown on a 91-yard run which was the longest first career rushing touchdown in NFL history and the second-longest run in team history. Over the course of the next four games, he rushed for 601 yards, the most in club history over that span.

2012

COACHING STAFF ADDITIONS – The Dallas Cowboys welcomed three new coaches to their staff in the 2012 offseason starting with Bill Callahan, who was named the club's offensive coordinator/offensive line coach on Jan. 12. That same day, the club hired Jerome Henderson to lead the secondary and added Joe Baker as an assistant secondary coach on Feb. 13.

FREE AGENCY FRENZY – The Cowboys were active in free agency, signing seven veteran players, the most since 1990 when 16 were signed. The club targeted cover corner, Brandon Carr and locked him up with a five-year \$50.1 million contract on March 14. The team also signed guard Mackenzy Bernadeau, quarterback Kyle Orton, and fullback Lawrence Vickers on the same day. Linebacker Dan Connor was added on March 15, guard Nate Livings on March 16 and safety Brodney Pool on March 19.

TRADE TO LAND IN TOP 10 – With the trade to move up to the sixth overall pick to select cornerback Morris Claiborne, the Cowboys traded into the top 10 in the NFL Draft for the first time since trading up to draft Russell Maryland with the top overall selection in 1991.

ALL-TIME RECEPTIONS LEADER – In the fourth quarter of the game at Atlanta (11/4), Jason Witten hauled in his fourth catch of the game to give him 751 career receptions to pass Michael Irvin's club record of 750.

BREAKING A RECORD – With his third catch of the home finale against New Orleans On Dec. 23, Jason Witten established an NFL tight end single-season receptions record, finishing the game with 103 catches. The previous mark was held by Tony Gonzalez (102 in 2004). Witten finished the season with 110 catches, just one shy of Michael Irvin's record set in 1995.

2013

TWO MORE COWBOYS IN HALL OF FAME – Dallas had two more members enshrined in the Pro Football Hall of Fame in Canton, Ohio when Larry Allen and Bill Parcells were both inducted. Allen, a member of the NFL's All-Decade Team for the 1990s and 2000s, became the second Cowboys offensive lineman to earn a bust in Canton. Parcells, who coached four seasons in Dallas, is the third head coach (Tom Landry) or executive (Tex Schramm) to have the honor.

2014

IT'S GOOD! – Dan Bailey drilled two field goals in the win at St. Louis (9/21) to pass Chris Boniol with the longest streak of consecutive field goals made - 28. He added two more against Houston (10/5) before missing one in that same game, setting the mark at 30.

500th WIN – In handing New Orleans (9/28) a 38-17 Sunday night loss, the Dallas Cowboys registered their 500th overall win (including postseason). Dallas became the 11th team in NFL history with 500 wins, and did it in 880 games, the second-fastest to reach 500. Chicago was the fastest, reaching the mark in 870 games.

900 CATCHES FOR 10,000 YARDS – Jason Witten became the second Dallas Cowboy (Irvin) to reach 10,000 career receiving yards after tallying 59 yards against Houston (10/5). He then became just the second tight end - 16th player - in league history to reach 900 career catches with his two at Seattle (10/12).

THE GOAT – In the win at Seattle (10/12), Dan Bailey had three field goals, including a career-long 56-yarder, to give him 102 career field goals made. He became the second Cowboys kicker (Rafael Septien) to reach 100 and also qualified for all-time kicking stats. By season's end, Bailey's 89.8 field goal percentage is tops all-time.

RUN MURRAY, RUN – DeMarco Murray's 128 rushing yards against the N.Y. Giants (10/19) made him the first rusher in NFL history to record a streak of seven consecutive games to open the season with 100 rushing yards, breaking Jim Brown's 56-year old record of six straight games to open a season. Murray continued the streak a week later against Washington (10/27) before failing to reach 100 yards versus Arizona in Week 9, setting the NFL record at eight consecutive games. Murray was recognized as the NFL Offensive player of the month in both September and October for his accomplishments during the stretch.

ALL-TIME CLUB PASSING YARDS LEADER – Tony Romo completed 18-of-20 passes for 218 yards in the win at Indianapolis (12/21). His 218 yards gave him 32,971 for his career to pass Troy Aikman (32,942) as the club's all-time passing yards leader.

DOUBLE CROWN WITH A SPLASH – Dallas closed out its home schedule with a 42-7 victory over Indianapolis (12/21) to give the club its 22nd division and 18th NFC East title. Then the season-ending win at Washington (12/28) provided several highlights for Dallas. The club earned its eighth road win of the season to become the first team in club history and the sixth team since the NFL merger to go 8-0 on the road. Additionally, Murray finished the game with his club-record 12th 100-yard game of the season to give him 1,845 yards on the season, passing Emmitt Smith's previous mark of 1,773 (1995).

EIGHT-BALL TO THE PRO BOWL – The Dallas Cowboys had eight players - seven on offense - earn a selection to the Pro Bowl. DeMarco Murray made his second trip and was selected as a team captain. Tony Romo (fourth), Jason Witten (10th), Tyron Smith (second), Dez Bryant (first), Travis Frederick (first), Louis-Philippe Ladouceur (first) and Zack Martin (first) all made the cut.

WITH HONORS – Dallas Cowboys Owner, President and General Manager Jerry Jones was recognized as the 2014 Pro Football Writers of America Executive of the Year. Jones is the first member of the Cowboys – and second NFL owner (Al Davis, Oakland – 2002) – to earn the PFWA's Executive of the Year award, which began in 1993. DeMarco Murray was named the AP Offensive Player of the Year for 2014. In his best season as a professional, Murray led the NFL with a Cowboys franchise-record 1,845 rushing yards, 2,261 scrimmage yards, 392 rush attempts and 13 touchdowns while carrying the Cowboys into the playoffs for the first time since 2009. The Dallas Cowboys placed a league-high four players – wide receiver Dez Bryant, center Travis Frederick, running back DeMarco Murray and tackle Tyron Smith – on the 2014 All-NFL team, chosen in voting conducted by the Professional Football Writers of America (PFWA).

2015

COACH EXTENDED – The Dallas Cowboys signed Head Coach Jason Garrett to a five-year contract extension on January 15, 2015. Garrett is third on the Dallas Cowboys all-time coaching wins list, with 42 regular and postseason victories. The Cowboys also announced an extension for Defensive Coordinator Rod Marinelli as well as an extension and promotion of Scott Linehan to offensive coordinator.

WOODSON HONORED – During halftime of Dallas' Nov. 1, 2015 game against the Seattle Seahawks, Darren Woodson was inducted as the 21st member of the Cowboys Ring of Honor at AT&T Stadium. He finished his career as the Cowboys all-time leading tackler with 1,350 stops, was named to the Pro Bowl five times and was a three-time Super Bowl champion.

DYNAMIC DUO – Tony Romo connected with Dez Bryant for their 50th touchdown in the fourth quarter at Miami (11/22) to surpass Troy Aikman and Michael Irvin (49) for the most QB-WR touchdowns in franchise history. It took Bryant and Romo 68 games to score 50 touchdowns, while it took Aikman and Irvin 128 games to reach 49 touchdowns.

ALL-TIME CONSECUTIVE GAMES PLAYED LEADER – Jason Witten played in his 197th consecutive game at Miami (11/22) to surpass Bob Lilly (196, 1961-1974) for the most consecutive games played in team history. He then played in his 200th consecutive game at Green Bay (12/13) to become the first Cowboy to reach that milestone.

1,000 RECEPTIONS – Jason Witten reached 1,000 career receptions at Washington (12/7) to become the 12th player in NFL history - second tight end - to do so. By reaching that mark in his 203rd game, he became the sixth-fastest player in NFL history - fastest tight end - to get to that point.

GARRETT PASSES JOHNSON IN WINS – Head Coach Jason Garrett earned his 45th career regular season win at Washington (12/7) to surpass Jimmy Johnson (44) for the second-most regular season head coaching wins in team history.

MOST CONSECUTIVE GAMES WITH A CATCH – Jason Witten caught a pass in his 118th consecutive game at Buffalo (12/27) to surpass Michael Irvin (117) for the most consecutive games with a catch in team history.

2016

END OF AN ERA – After 31 years of calling the Valley Ranch practice facility home, the Cowboys conduct their final practice at the team headquarters in Irving, TX on June 21.

A NEW HEADQUARTERS – The organization moves into The Star in Frisco, Texas, the new World Headquarters of the Dallas Cowboys. The move enables the team to become the first and only NFL team to share a training facility with a public high school athletic program at Ford Center – an indoor venue with a seating capacity of 12,000.

SHATTERING A CLUB RECORD – In the Thursday night win at Minnesota (Dec. 1), the Dallas Cowboys extended their win streak to 11 games - the longest single-season streak in franchise history.

LUCKY WEEK 13 – With the 17-15 win over the Minnesota Vikings on Thursday night, along with the Washington Redskins loss the following Sunday, the Dallas Cowboys became the first team in the NFL to clinch a playoff berth - the franchise's 32nd trip to the postseason.

GOING BOWLING – Five Dallas Cowboys were initially selected to the Pro Bowl - Tyron Smith (fourth selection), Travis Frederick and Zack Martin (three apiece) and Ezekiel Elliott and Dak Prescott (first). Two more were added as replacements - Dez Bryant (third, for Julio Jones) and Sean Lee (second, for Luke Kuechly).

2017

HIGHEST HONOR, AND THEN SOME – On the eve of Super Bowl LI, Owner/President/General Manager Jerry Jones became the newest member of the Dallas Cowboys selected to the Pro Football Hall of Fame. The accolades continued as Jason Garrett was named AP Coach of the Year, Dak Prescott was named AP Offensive Rookie of the Year, the offensive line earned the Built Ford Tough Offensive Line of the Year and Ezekiel Elliott was the FedEx Ground Player of the Year.

A LIFETIME ACHIEVEMENT – Owner/President/General Manager Jerry Jones received the 2017 Lifetime Achievement Award, presented by *SportsBusiness Daily/Journal* at a banquet in New York City.

HALL OF FAME OWNER - Owner/President/General Manager Jerry Jones is inducted into the Pro Football Hall of Fame on August 5, 2017, becoming the 15th owner to be enshrined.

RECORD SETTER - Jason Witten sets the Cowboys franchise record for most career receiving yards, eclipsing Michael Irvin (11,904) in Cowboys annals in the home-opening win against the N.Y. Giants on Sept. 9. He passed Ed "Too Tall" Jones for most games played by a Cowboy (224) the following week at Denver.

TOUCHDOWN FOR 88 - Dez Bryant establishes a franchise record, topping Bob Hayes (71) with his 72nd career receiving touchdown against Washington on Oct. 21.

WINNING OWNER - The Cowboys win at the N.Y. Giants on Dec. 10, 2017 serves as Jerry Jones' 250th regular season win as the Dallas Cowboys Owner, President and General Manager since purchasing the team in 1989.

PRO BOWL COWBOY - Jason Witten earns his 11th trip to the Pro Bowl to tie Bob Lilly for the most appearances in franchise history. He was joined by Travis Frederick (fourth), Tyron Smith (fifth), Zack Martin (fourth) and DeMarcus Lawrence (first) as Pro Bowl selections.

2018

COACHING STAFF ADDITIONS – The Dallas Cowboys welcomed eight new coaches to their staff in the 2018 offseason, including four assistants on offense - Paul Alexander (offensive line), Sanjay Lal (wide receivers), Kellen Moore (quarterbacks) and Doug Nussmeier (tight ends). On defense, Kris Richard was brought in to lead the secondary and coordinate the passing defense, along with Ken Amato (defensive assistant). Doug Colman (asst. special teams) and Markus Paul (strength and conditioning) were the final additions.

LONG BALL BRETT - First-year kicker Brett Maher connected on a 62-yard field goal in the Cowboys December victory over the Philadelphia Eagles, the seventh-longest field goal in NFL history and the longest make in Cowboys history, besting the previous long of 56 yards.

IT HAS A NICE RING TO IT - During halftime of the team's contest against the New Orleans Saints, the Cowboys named Gil Brandt as the 22nd member of the Ring of Honor.

NFC EAST CHAMPS - With a win over Tampa Bay on Dec. 23, Dallas earned its 20th NFC East Division title since the division was first formed in 1970, its third division crown in the last five seasons.

ZEKE 2K - Ezekiel Elliott tallied 2,001 scrimmage yards and led the NFL in rushing with 1,434 yards, becoming only the fifth NFL player and second Cowboy to lead the league in rushing twice in their first three seasons.

I MUST BREAK YOU - Rookie Leighton Vander Esch established a franchise rookie record for tackles in a single-season, leading the Cowboys defense with 176 tackles. He also established the club rookie single-game record with 19 stops at Philadelphia on Nov. 11.

PRO BOWL COWBOYS - The Cowboys sent eight players to the Pro Bowl, with five players from offense earning a spot in the game. Tyron Smith earned his sixth overall and sixth consecutive trip, tying Rayfield Wright for the most by a Cowboys tackle in team history. He was joined by Zack Martin (fifth), Amari Cooper (third), Ezekiel Elliott (second), DeMarcus Lawrence (second), Dak Prescott (second), Byron Jones (first) and rookie linebacker Leighton Vander Esch (first) - the 11th rookie and first rookie linebacker to make the game in team history.

2019

GOLD JACKET GIL - On the eve of Super Bowl LIII in Atlanta, Gil Brandt became the most recent Dallas Cowboy selected to the Pro Football Hall of Fame.

COACHING STAFF ADDITIONS – The Dallas Cowboys shuffled the coaching ranks following the 2018 season, promoting Kellen Moore from quarterbacks coach to offensive coordinator, Marc Colombo from assistant offensive line to offensive line coach, and adding three new coaches to the staff - Jon Kitna as quarterbacks coach, Adam Klinefner as assistant offensive line, and Carlos Polk as assistant special teams.

WAR DADDY BUCKS - The Dallas Cowboys signed defensive end DeMarcus Lawrence to a five-year contract extension worth more than \$100 million, making him the highest paid player in Cowboys history. Prior to the start of the season, the club signed running back Ezekiel Elliott to a \$90 million extension, making him the highest paid running back in league history at the time of signing.

QUARTERDAK - Dak Prescott continued his ascent as one of the league's top young quarterbacks, leading the NFL's top-ranked offense and notching career highs in passing yards (4,902 - second in team history), completions (second), attempts (596) and passing touchdowns (30), becoming only the second passer in Cowboys history to reach 4,000 yards and 30 touchdowns in a single-season.

WITTEN IN HISTORY - Jason Witten returned to the Cowboys after a brief hiatus during the 2018 season, playing in his 16th NFL campaign - making him the longest-tenured Cowboy in franchise history.

OFFENSIVE ARSENAL - The Cowboys boasted a 4,000-yard passer (Prescott, 4,902), 1,000-yard rusher (Elliott, 1,357) and two 1,000-yard receivers (Cooper, 1,189 and Michael Gallup, 1,008) for the first time in franchise history, and the offense totaled a team-record 6,904 net yards.

PRO BOWL COWBOYS - The Cowboys sent six players to the Pro Bowl, with five players from offense earning a spot in the game. Tyron Smith earned his seventh overall and seventh consecutive trip, passing Rayfield Wright for the most by a Cowboys tackle in team history. He was joined by Zack Martin (sixth), Travis Frederick (fifth), Amari Cooper (fourth), Ezekiel Elliott (third), and Jaylon Smith (first) in the all-star game.

2020

MCCARTHY BECOMES NINTH HEAD COACH IN CLUB HISTORY - On Jan. 5, Mike McCarthy was named the ninth head coach in franchise history. Along with 13 years of head coaching experience and 13 more as an assistant coach in the NFL, McCarthy comes to Dallas owning the sixth-most wins (125) and fourth-highest winning percentage among active NFL head coaches, including a Super Bowl XLV win at AT&T Stadium in 2011.

COACHING STAFF ADDITIONS - The Dallas Cowboys welcomed 18 new coaches to their staff in the 2020 offseason, including seven assistants on offense - Jeff Blasko (asst. offensive line), Chase Haslett (quality control/offense), Adam Henry (wide receivers), Skip Peete (running backs), Joe Philbin (offensive line), Scott Tolzien (coaching assistant) and Lunda Wells (tight ends). On defense, Mike Nolan was brought on as the defensive coordinator to lead sweeping changes to the unit, and he was joined by George Edwards (senior defensive assistant), Al Harris (secondary), Maurice Linguist (secondary), Cannon Matthews (quality control/defense), Scott McCurley (linebackers) and Jim Tomsula. Dallas brought on Rob Davis as the Assistant Head Coach, and then rounded out their coaching staff with John Fassel (special teams coordinator), Matt Daniels (asst. special teams), and Harold Nash (strength & conditioning).

HALL OF FAME COWBOYS - As part of the Pro Football Hall of Fame's Centennial Slate, former Cowboys Head Coach Jimmy Johnson and Safety Cliff Harris were elected to the Hall of Fame, giving Dallas 19 Hall of Famers in its history.

LAMB OF LEGEND - First round draft pick CeeDee Lamb broke a slew of Cowboys rookie records in his first year with the team, smashing Bob Hayes' rookie record for receptions (46) by hauling in 74 passes for 935 yards - second in team history by a rookie. He also established a Cowboys rookie record with nine games of five-or-more catches, and became one-of-three Cowboys players to score a rushing, receiving and return touchdown in the same season.

COMEBACK COWBOYS - The Dallas Cowboys rallied from a 20-point deficit against the Atlanta Falcons and won the game on a 46-yard Greg Zuerlein field goal as time expired, taking their only lead of the game in the 40-39 win. The comeback was tied for the second-largest in team history, trailing three 21-point comebacks.

O' CANADA - Long time long snapper Louis-Philippe Ladouceur finished his 16th NFL season with the Cowboys on his way to the second-most games played in Cowboys history with 253. Ladouceur established a record for the most games played by a Canadian-born player in NFL history, passing Eddie Murray's 250 games.

PANDEMIC ATTENDANCE - AT&T Stadium allowed fans at all eight regular season home games in 2020, becoming one-of-19 NFL teams to host fans during the COVID-19 pandemic. Additionally, the Cowboys averaged over 27,000 fans-per-game, the highest attendance in the NFL during the 2020 season.

2021

HAIL MARY HALL OF FAMER - Dallas Cowboys legend Drew Pearson became the 20th former Cowboy to earn a bust in Canton, Ohio as a senior finalist in the Pro Football Hall of Fame's 2021 class. Playing his entire 11-year career in Dallas, Pearson ranks fourth on the franchise's all-time list in catches (489) and receiving yards (7,822) and seventh in receiving touchdowns (48). A member of the NFL's 1970s All-Decade team, he was inducted into the Cowboys Ring of Honor in 2011.

FRANCHISE QUARTERDAK - The Dallas Cowboys signed quarterback Dak Prescott to a four-year contract worth more than \$160 million, making him the highest paid player in Cowboys history and cementing his place among the highest paid players in NFL history.

COACHING STAFF ADDITIONS - The Dallas Cowboys added four new coaches to Mike McCarthy's staff in his second season, recruiting Dan Quinn to be the club's new defensive coordinator and then adding Secondary Coach Joe Whitt Jr., Defensive Line Coach Aden Durde and Assistant Strength and Conditioning Coach Cedric Smith.

RECORD-SETTING QUARTERDAK - Dak Prescott returned to the field with a vengeance after a devastating ankle injury prematurely ended his 2020 season, leading all NFL passers with eight games of a 100.0 passer rating and at least three touchdown passes while also setting the single-season Cowboys record with 37 touchdown passes in 2021.

CAN YOU DIGG(S) IT? - Trevon Diggs recorded 11 interceptions in his second NFL season, tied with Everson Walls (11 in 1981) for the most in a single season in team history, and combined with his 21 pass breakups, he became the seventh defender in the modern NFL era to have double-digit interceptions and at least 20 pass breakups in a single season.

THE LIONBACKER - Micah Parsons capped one of the most prolific first seasons in NFL history with the AP Defensive Rookie of the Year award, - first ever Cowboy to win the award - adding to his overflowing trophy case of honors and acknowledgments. Parsons set the Cowboys rookie sack record with 13.0 takedowns in 2021, which also tied the third-most by any rookie in NFL history, and tallied a full sack in six consecutive games to become the third rookie in league history (since 1982 when sacks became official) to record a six-game streak with a full sack, joining Jevon Kearse (eight games) and Mike Croel (six games).

AP ASSISTANT COACH OF THE YEAR - Defensive Coordinator Dan Quinn was named the 2021 AP Assistant Coach of the Year after leading Dallas to improvements in essentially every major defensive statistical category in 2021, becoming one of the most dynamic units in the NFL. The defense forced a league-high 34 takeaways and scored a league-best and franchise-record six defensive touchdowns in 2021, while also finishing second in the NFL in third down defense (34.1%) and opponent three-and-out drives (43) and ranking seventh in opponent points-per-game (21.1).

EXCLUSIVE COMPANY - The Cowboys finished 2021 as the first team in NFL history with a 4,000-yard passer (Dak Prescott, 4,429), a 1,000-yard rusher (Ezekiel Elliott, 1,002), a 1,000-yard receiver (CeeDee Lamb, 1,102) a 10.0-sack player (Micah Parsons, 13.0) and a 10-interception player (Trevon Diggs, 11).

YOU GET A TOUCHDOWN, TOO - The Dallas Cowboys had 22 different players score a touchdown in the 2021 season, which was the most players to score a touchdown in a single season in team history and the most in NFL history. The 1968, 1980, 1983, 1987 and 2001 Cowboys teams are second with 16 players.

NFC EAST CHAMPS - Dallas earned its 21st NFC East Division title since the division was first formed in 1970, its fourth division crown in the last six seasons, and went a perfect 6-0 against its division in 2021 - marking just the third division sweep in a season in team history, joining the 1969 and 1998 Cowboys teams.

LEAGUE-LEADING ATTENDANCE - AT&T Stadium welcomed fans back with open arms in the first full season after the COVID-19 pandemic limited fan interactions for two seasons, leading the NFL with a home attendance of 691,390 over eight home games in 2021.

PRO BOWL COWBOYS - The Cowboys sent six players to the Pro Bowl, with four players earning their first trip to the game. Tyron Smith earned his eighth all-star selection, tying him with Emmitt Smith for the sixth-most selections in team history. He was joined by Zack Martin (seventh), CeeDee Lamb (first), Trevon Diggs (first), Micah Parsons (first) and Bryan Anger (first) in the all-star game.

2022

COACHING STAFF ADDITIONS - The Dallas Cowboys added two new coaches to the staff in 2022, hiring Robert Prince to coach wide receivers and Rayna Stewart as the assistant special teams coach.

DISTINGUISHED AMERICAN - Owner/President/General Manager Jerry Jones was honored with the Walter Camp Distinguished American Award on March 12 at the 56th annual Black Tie National Awards Gala. The Walter Camp Football Foundation "Distinguished American" award is presented each year to an individual who has utilized his or her talents to attain great success in business, private life or public service and who may have accomplished that which no other has done.





SIDELINERS

© 2011 American Idol. All rights reserved. American Idol is a trademark of American Idol. American Idol is a service mark of American Idol. American Idol is a registered trademark of American Idol. American Idol is a registered trademark of American Idol. American Idol is a registered trademark of American Idol.

Home to the Dallas Cowboys

The Dallas Cowboys have called three different stadiums home during their 62 years of existence. Their original home was the Cotton Bowl (1960-1971), followed by Texas Stadium (1971-2008) and finally their current home, AT&T Stadium (2009-present).

Cotton Bowl



The original Fair Park football stadium was built in 1921 and seated 15,000. That wooden structure was razed in 1930 and construction began on what is now the Cotton Bowl. The original seating capacity of the stadium was 46,200 and built at a cost of \$328,000. In January 1936, Fair Park Stadium was officially renamed The Cotton Bowl in recognition of the fact that more cotton was raised within 200 miles of Dallas than any other town in America. Later additions of upper decks on each side increased capacity to 75,504 by the time the Cowboys arrived in 1960. From

1960 into the 1971 season, the Cowboys called the Cotton Bowl home, posting a 45-33-4 record, including a 2-2 mark in postseason. Until 2009, the largest home crowd in club history was the 80,259 that packed into the Cotton Bowl on Nov. 24, 1966 to watch the Cowboys defeat the Cleveland Browns 26-14 in the inaugural Thanksgiving Day game in Dallas.

Texas Stadium



Texas Stadium, a football facility built at a cost of \$35 million in 1971, was the home of the Dallas Cowboys for 38 seasons and hosted its final game on Dec. 20, 2008 against the Baltimore Ravens. The Cowboys opened their facility on Oct. 24, 1971 with a 44-21 victory over New England. During that time, the Cowboys posted a 213-100 record (.681), including a 16-6 (.727) mark in the postseason, at home. Located in the Dallas suburb of Irving, Texas Stadium had a seating capacity of 65,581 and featured 381 luxury suites, 52 concession stands,



40 specialty stands, 86 restrooms, 115 drinking fountains and 130 acres of parking. Texas Stadium's most unique feature was the partial roof which covered fans from inclement weather but left the game outdoors. The Cowboys incorporated the design feature in their current home, which also includes a retractable roof.

AT&T Stadium AT&T STADIUM

On Nov. 2, 2004, the voters of Arlington approved a public-private partnership with the Dallas Cowboys to build a state-of-the-art, retractable roof stadium in Arlington, Texas. Located in the heart of Arlington's entertainment district, construction on the stadium began in April 2006 and was completed early in the summer of 2009.



The largest NFL stadium ever built was designed to enhance the international Cowboys brand with its modern progressive architecture while incorporating elements of the Texas Stadium heritage such as the shape of the roof's opening, the Ring of Honor and Tom Landry statue.

The 3.0-million-square-foot stadium has a capacity of up to 100,000. The stadium features signature monumental arches, an expansive retractable roof, massive glass retractable end zone doors, a distinguishing canted glass wall and the world's largest center-hung HD video board.

"The challenge for us with this stadium was to innovate, but at the same time never forget to acknowledge tradition," said Jerry Jones, owner, president and general manager, Dallas Cowboys. "This stadium embodies the spirit of the Dallas Cowboys, and that starts with the familiar 'hole in the roof.' What we have designed is a building we believe is both architecturally significant and also reflects the emotion and competition that goes on inside."

The stadium was designed by HKS Architects, one of the top stadium designers in the world. The stadium was renamed AT&T Stadium on July 25, 2013 after the Cowboys and AT&T announced a long-term agreement.

The 2009 season rang in a new era for the Dallas Cowboys as the club moved to its new home in Arlington, Texas to kick off the 2009 season. Officially opened on May 27, 2009 in a ribbon cutting ceremony, then named Cowboys Stadium hosted the first Cowboys game on Aug. 21 - a preseason contest against the Tennessee Titans. The first regular season Cowboys game was on September 20 against the N.Y. Giants, and the game set an NFL attendance record at 105,121.

Not only is the stadium home to the Dallas Cowboys, but it played host to Super Bowl XLV on February 6, 2011, the first Super Bowl in the region. This venue is also home to the annual Good-year Cotton Bowl Classic, as well as annual college football games. On Jan. 12, 2015, AT&T Stadium hosted the first ever College Football Playoff National Championship Game, and the venue is also a part of the rotation for the College Football Playoff semifinal games. In April 2014, the stadium hosted the NCAA Men's Basketball Final Four.

Key Design Highlights

★ **Monumental Arches** – The stadium features two monumental arches, soaring 292 feet above the playing field, which support a retractable roof. As the longest single span roof structure in the world, each boxed arch is 17 feet wide by 35 feet deep. Weighing 3,255 tons each, these impressive structures span a quarter mile (1,290 feet) in length. As one of the first components to be constructed, the arches form a striking silhouette on the Arlington landscape as sunlight reflects against the metallic surface during the day.






★ **Retractable Roof** – Designed to be open or closed, depending on weather conditions, the expansive retractable roof is the largest of its kind in the world and measures approximately 661,000 square feet. When closed, the roof encompasses 104 million cubic feet of volume, making it the largest enclosed NFL stadium. The retractable roof is designed specifically to emulate the opening at Texas Stadium, which was recognized around the world, and allows views inward and outward. Each panel can open or close in 10 minutes. The entire playing field can be seen from directly above.

★ **Retractable Doors** – The stadium features the largest retractable end zone doors in the world. Each has a five-leaf, clear, retractable opening measuring 120 feet high by 180 feet wide. The five 38-foot panels take only six minutes to open or close. By using clear glass for the door panels, spectators experience panoramic vistas from within the seating bowl and when circulating through the stadium concourses. Moreover, the operability provides air circulation during game-day and non-game-day events.

★ **Center-Hung Videoboard** – Within the seating bowl, Cowboys fans are provided with a one-of-a-kind feature unlike any other in the world, a center-hung videoboard. Hanging 90 feet above

the field from the roof structure, the innovative videoboard center spans between the 20-yard lines and features four individual boards – two facing the sidelines and two facing the end zones. The sideline boards measure 160 feet wide by 72 feet tall while those facing the end zones measure 53 feet by 30 feet. All four boards are angled toward the stands for optimal viewing. The stunning combination of these boards immerses spectators with video imagery, creating a premium on upper level seats and presenting the game in a way never before experienced.



★ **Canted Glass Wall** – One of the most compelling architectural features of the stadium design is the canted glass exterior wall. The 86-foot high glass, curtain-wall surface slopes outwardly at a 14 degree angle to create a luminescent glow day or night. A fritted glass system transitions up the elevation to create a dynamic, ever-changing aesthetic depending on the time of day. At night, a series of internal lights gently wash the glass wall to create a glow across the facade.

★ **Suites** – The design includes over 300 suites that have been decentralized and are in eight locations distributed across five separate levels of the stadium. The most unique are the field-level sideline suites for up-close and personal viewing of the games.

Design Statistics

★ **Total Square Footage:** 3.0 million square feet. The entire Statue of Liberty and its base could fit into the stadium with the roof closed. The stadium is also the world's largest column-free room. The American Airlines Center in Dallas could fit entirely into the stadium at field level.

★ **Interior Cubic Volume:** 104 million cubic feet. (By comparison, NRG Stadium in Houston measures 90 million cubic feet.) AT&T Stadium is the largest enclosed stadium (in cubic feet) in the NFL.

★ **Seating Capacity:** With ticketed areas in the end zone plazas and platforms, capacity can reach over 100,000.


★ **Suites:** There are over 300 suites in eight different locations on five separate levels of the stadium. Field-level suites are available on the sidelines as well as in the end zones for up-close and personal viewing of the games. The Optum Hall of Fame level suites are 20 rows from the field, making them some of the closest elevated suites in the NFL.

★ **Domed Roof:** At 661,000 square feet, the stadium is the largest domed structure in North America.

★ **Retractable Roof:** The open roof design that was a unique feature of Texas Stadium was carried over into the design of the stadium, with the improvement of a new retractable feature, revealing an opening that measures 256 feet wide and 410 feet long. Two bi-parting mechanized roof panels are driven by a rack-and-pinion drive system consisting of 64 7.5 HP electric motors, making it the first of its kind in the world. The open/close time is 10 minutes.

★ **Arches:** The roof is supported by two 35-foot deep and 17-foot wide boxed arch trusses. Each truss spans nearly a quarter mile (1,290 feet) making the roof one of the longest clear-span structures in the world. The arches are more than twice the length of the Gateway Arch in St. Louis.

★ **Glass Retractable Doors:** Each end zone features a five-leaf clear glass retractable door measuring 120 feet high and 180 feet wide, making it the tallest movable glass wall in the world.



As the largest NFL venue ever built, the stadium boasts the most spectacular column-free room in the world, stretching a quarter-mile in length. Encasing 3.0 million square feet, the majestic scale of the stadium measures twice the distance of the St. Louis Gateway arch. In addition, the Statue of Liberty can stand completely inside the room structure. The length of the arches spans the same distance as the height of the Empire State Building. The magnitude of the stadium's size and scale places it on the world's stage of iconic structures.

AT&T Stadium Facts and Figures

On July 25, 2013, two iconic American brands - the Dallas Cowboys and AT&T - jointly announced an expansion of their long-standing relationship to include a new name for the team's home, AT&T Stadium, as well as plans to create an innovative, mobile-first experience for fans.



"AT&T is an iconic American leader that has guided the path of communication in the world for more than 100 years," said Cowboys owner Jerry Jones. "Our stadium has always been about providing fans with an unsurpassed experience in the area of technology. With AT&T, we are growing our relationship with one of the world's strongest and most innovative companies to ultimately provide fans with the latest cutting-edge technology for many years to come."

The name change is reflected in substantial signage updates throughout the building, prominently featuring AT&T, both inside and outside of the stadium. The Cowboys and AT&T work together to deliver an interactive game day experience for fans like no other. AT&T and the Cowboys continue to invest in advanced mobile technology in and around AT&T Stadium to benefit all visitors.

AT&T Stadium - What Fans Need to Know

★ Access

One of the great assets Arlington has is accessibility to the entire metroplex. There are 14 approaches from major highways into AT&T Stadium in Arlington. From a regional standpoint, the stadium is one of the most accessible venues ever planned.

★ Parking

It is estimated that between parking under control of the Cowboys, as well as entrepreneurial lots around the stadium, there are as many as 30,000 parking spaces available to fans on game day.

★ Outdoors Areas and Open End Zones

The stadium design incorporates two open end zones with glass retractable doors measuring 120 feet high and 180 feet wide, making them the tallest glass retractable doors in the world. Outside these doors, one in each end zone – along with the three party decks in each end zone – create over 420,000 square feet of entertainment space (approximately 10 acres). Media boards and large-screen monitors add entertainment to the area, and create a festival atmosphere, making these areas a great space for people to gather before, during and after events to socialize. The field is 50 feet below ground level, so fans entering on the ground floor will have a panoramic view over the field. The end zone area has the flexibility to convert from standing-room only to seating, based on specific event needs.

★ Video Boards

There are approximately 3,000 televisions in the building. The most unique being the four board cluster that is suspended 90 feet directly over the center of the playing surface. The board runs from the 20-yard line to the 20-yard line - measuring 160 feet in length and 72 feet in height - making it the then largest center-hung video board installation in the world, setting a Guinness Book World Record. The center video board allows fans on all levels to view the game in crisp, clear images during the game. This creates a premium on the value of the upper-level seats and makes the game more exciting for all fans.

★ **Amenities and Restrooms**

The stadium features 824 concession points of sale as well as more than 1,800 toilets. Some of the restrooms are reversible based on the needs of the event.

★ **Ring of Honor**

The Dallas Cowboys Ring of Honor is a featured part of the stadium. The Ring's members are forever honored on the wall surrounding the field, emblazoned with the same letters and numbers that originally hung proudly at Texas Stadium.

★ **Miller Lite®House**

Located on the west side of AT&T Stadium, the Miller Lite®House is the place to go for all pre-game tailgating and post-game celebrations. Fans can grab an ice-cold Miller Lite before finding a seat under the canopy of trees and watching the game on one of over 50 large screen TVs. Or, grab your friends and head over to the 80-yard replica Cowboys field for some tailgate games.

★ **AT&T Stadium – Acclaimed Gameday Culinary for Fans**

The stellar game day experience at AT&T Stadium features tradition of delicious menus that reflect the local food culture of Texas and the Southwest, as well as global cuisine. Every Cowboys game day - and all other sports and entertainment events - features culinary professionals operating in the highest standards of safety and care, directed by an acclaimed, award-winning Executive Chef and executive management team, preparing menus in general concessions, clubs and suites that garner fan accolades for their abundant fresh ingredients and winning flavors. A main kitchen, 13 area kitchens and hundreds of culinary destinations across the stadium are centers where delicious food and beverages are carefully prepared for fans with the highest standards engineered for the modern era in the stadium. Among the fan-craved traditions at AT&T Stadium available to every guest are: The Cowboys Cheesesteak, The Tostitos® Ultimate Nachos, The Frito® Pie Dog, Quinoa Salad, The Bent Buckle BBQ Sliced Brisket Sandwich, Heaven and Hell Burger, The Spinach & Feta Turkey Burger, Doritos® Chicken Wrap, Tortas, Sumo Hot Dogs with Asian-tradition toppings, Vegetarian Nachos and the famous Macaroni & Cheese that is also enjoyed in the popular Brisket Mac & Cheese Cone. The popular Plant-Based Touchdown menu of offerings in collaboration with WE Over Me Farm at Paul Quinn College provides innovative, big-flavor dishes that fans love. Vegan and gluten-free selections are also offered, along with a healthful menu such as Ensalada Al Pastor and the Thai Veggie Wrap with Peanut Sauce.

Pre-game festivities include the Miller Lite®House outdoors on the west side of the stadium and the flavor-filled fan experience outside on the east side, with programming and entertainment on-stage combined with delicious offerings. The exciting Pepsi® Fan Deck on the Upper Concourse inside AT&T Stadium is a game day destination for fans to enjoy items such as the famous Blue Bell® Ice Cream, milkshakes, slushies - served in a signature Dallas Cowboys-branded boot mug - and freshly baked cookies, Cheetos® popcorn and more. AT&T Stadium is now a completely cashless purchasing experience for fans. AT&T Stadium is also internationally renowned as a destination for innovative, landmark private events and this tradition continues to new heights in 2022.

★ **Dallas Cowboys Pro Shop and Stadium Tours**

Stadium Tours presented by SeatGeek allow fans to peek inside the home of the Dallas Cowboys year round. There are multiple tour options for an in-depth, behind the scenes look at all the wonders, including the Cowboys locker room, the Dallas Cowboys Cheerleaders locker room and a chance to step on the same field where Dak Prescott, CeeDee Lamb and Micah Parsons take on opponents any given Sunday. For more information on AT&T Stadium Tours, contact (817) 892-8688 or check the web at www.attstadium.com/tours. The Dallas Cowboys Pro Shop at the Stadium is also open year round and where tours begin.

★ **Rally Days at AT&T Stadium**

Rally Days presented by SeatGeek give NFL fans an experience of a lifetime the day prior to Cowboys home games. Rally Days include a high-energy fan fest at Miller Lite®House, autographs from Dallas Cowboys Alumni Players and Dallas Cowboys Cheerleaders, photos with Rowdy, along with family fun activities on the same field that both teams will play on the next day. Fans can also get a behind the scenes tour of AT&T Stadium and so much more. For details, visit attstadium.com/rallydays.

★ **Dallas Cowboys Art Collection**

The Dallas Cowboys and AT&T Stadium are family businesses, and the art collection in the stadium and The Star in Frisco reflects the intimacy of a personal vision. Unlike most private collections, this one is accessible to massive crowds. It is there to be seen, week after week, season after season, by tourists just passing through and by regulars who return again and again. The collection consists of 92 works of art by 62 established and emerging artists, including 16 site-specific commissions. The works in the collection are united by their boldness, vigor, and resolve. They not only hold their own in a crowd, but have the power to transform massive public spaces into impossible-to-mistake locations where visitors from all over the world come together. To purchase art tour tickets, visit attstadium.com/tours/art-tour. Also, download the free Dallas Cowboys Art Collection App on your mobile device to enhance your tour.

AT&T STADIUM TIMELINE

- ★ **April 10, 2006** – Ground breaking begins for stadium construction.
- ★ **May 27, 2009** – Stadium is unveiled at a ribbon cutting ceremony that also featured the opening of the glass end zone doors.
- ★ **June 6, 2009** – George Strait, Reba McEntire, Blake Shelton and Lee Ann Womack serve as the entertainment for the first event in front of 60,188.
- ★ **July 20, 2009** – The Concacaf Gold Cup is the first sporting event played at the stadium in front of 82,252 - a then Texas soccer attendance record.

- ★ **August 7, 2009** – Stadium artwork unveiled featuring 23 pieces with 13 specially commissioned for the stadium, including: Franz Ackermann, Mel Bochner, Olafur Eliasson, Teresita Fernandez, Matthew Ritchie and Lawrence Weiner. The collection now consists of 92 works of art by 62 established and emerging artists, including 16 site-specific commissions.
- ★ **August 21, 2009** – The first Dallas Cowboys game - a preseason contest against the Tennessee Titans - is played at the new stadium in front of 75,720 fans. The Cowboys defeated the Titans 30-10.
- ★ **August 27, 2009** – The Dallas Cowboys hold an open and free practice to the public with 26,460 in attendance - the most ever to attend a Cowboys practice.
- ★ **September 5, 2009** – BYU upsets Oklahoma 14-13 in the first collegiate football game at the stadium in front of 75,437 in the then inaugural Cowboys Classic.
- ★ **September 20, 2009** – The Dallas Cowboys play their first regular season game against the N.Y. Giants in front of an NFL-record crowd of 105,121 but lose the game 33-31.
- ★ **September 28, 2009** – The Dallas Cowboys earn their first win at their new stadium with a 21-7 victory over the Carolina Panthers on Monday Night Football. On the same night, the Guinness World Records certifies that the Cowboys video board is the largest high definition center-hung video display in the world.
- ★ **December 5, 2009** – The stadium hosts the first ever Dr Pepper Big 12 Championship game with Texas defeating Nebraska 13-12 in front of 76,211.
- ★ **January 2010** – Following the conclusion of the NFL's regular season, the Dallas Cowboys set a single-season club record for tickets distributed (718,055) during eight regular season games.
- ★ **January 2, 2010** – Ole Miss defeats Oklahoma State 21-7 in the first Cotton Bowl Classic game at AT&T Stadium in front of 77,928 - the then second-largest crowd in Cotton Bowl history.
- ★ **January 9, 2010** – The Dallas Cowboys host their first home playoff game at the stadium, and with a 34-14 victory over the Philadelphia Eagles in front of 92,951, earn their first playoff win in 13 years.
- ★ **February 14, 2010** – The stadium hosts the 2010 NBA All-Star Game in front of 108,713 fans, setting attendance records for the most at an NBA All-Star Game, most to witness a basketball game (college or pro) and the largest crowd in American professional sports history. The East defeats the West, 141-139.
- ★ **March 13, 2010** – Manny Pacquiao defeats Joshua Clottey in the first boxing match at the stadium in front of 50,944 in attendance - the then second-largest attendance for a boxing event in the state of Texas.
- ★ **December 10, 17 & 18, 2010** – Six ULL Texas state championship football games, including five games over a two-day span, are played at the stadium for the first time.
- ★ **February 6, 2011** – The stadium hosts North Texas' first Super Bowl as Green Bay beats Pittsburgh 31-25 in Super Bowl XLV in front of 103,219 - the fourth-largest Super Bowl attendance figure.
- ★ **March 29 & 32, 2013** – The stadium hosts the 2013 NCAA Men's Basketball South Regional Semifinals and finals - with more than 77,000 fans on hand to watch the Sweet 16 and Elite 8.
- ★ **July 25, 2013** – The stadium was renamed AT&T Stadium on July 25, 2013 after the Cowboys and AT&T announced a long term agreement.
- ★ **April 5-7, 2014** – AT&T Stadium hosts its first NCAA Men's Basketball Final Four between Connecticut, Florida, Kentucky and Wisconsin over two days. In the semifinals, 79,444 are in attendance to mark the largest crowd ever for a college basketball game, the largest crowd for an NCAA Final Four game and the largest crowd for the semifinals in NCAA history. UConn defeats Florida 63-53 and Kentucky downs Wisconsin 74-73. In the NCAA Championship Game, UConn is victorious over Kentucky 60-54 as the largest crowd for an NCAA Basketball Championship Game at 79,238 cheer on the event. The combined attendance of 158,682 is the largest two-day attendance ever for the event.
- ★ **June 7, 2014** – Country megastar George Strait brings his "The Cowboy Rides Away" Tour to AT&T Stadium with the largest crowd for an indoor concert in North American history at 104,793 in attendance.
- ★ **January 4, 2015** – The inaugural College Football Playoff National Championship is played at AT&T Stadium between Ohio State and Oregon. The Buckeyes defeat the Ducks 42-20 with 85,689 in attendance.
- ★ **April 19, 2015** – The Academy of Country Music Awards hosts its 50th Anniversary awards show at AT&T Stadium and sets the Guinness World Record for the Attendance at an Awards Show Broadcast with 70,252.
- ★ **April 3, 2016** – WrestleMania 32 makes its mark in North Texas when 101,763 attend the event which sets a new WWE attendance record. It also serves as the fifth-highest attended event at AT&T Stadium.
- ★ **April 26-28, 2018** – AT&T Stadium became the first NFL stadium to host an NFL Draft, and was the first to be held in Texas. The NFL Draft Experience set an opening Day 1 of the Draft attendance record as over 100,000 people attended the free event on the first night of the NFL Draft. Overall, more than 200,000 fans attended the three-day event.
- ★ **August 2018** – The Dallas Cowboys celebrate 10 years for games and events at AT&T Stadium since the building opened its doors in 2009.
- ★ **December 2019** – AT&T Stadium is named Facility of the Decade by *Sports Business Journal*.
- ★ **September-December 2020** – AT&T Stadium allows fans at all eight regular season home games in 2020, becoming one-of-19 NFL teams to host fans during the COVID-19 pandemic. Additionally, the Cowboys average over 27,000 fans-per-game, the highest attendance in the NFL during the 2020 season.
- ★ **January 1, 2021** – The Rose Bowl is moved to AT&T Stadium due to the growing number of COVID-19 cases in Southern California and is only the second time in the prestigious game's history that it has been moved out of state, and the first since 1942 during World War II. The 107th Rose Bowl and College Football Semifinal Game saw Alabama down Notre Dame, 31-14 in front of a limited crowd of 18,373.
- ★ **May 8, 2021** – Canelo Alvarez returns to AT&T Stadium for the second time in a super middleweight unification fight against Billy Joe Saunders, who he defeats between the eighth and ninth rounds with 73,126 in attendance - the largest indoor attendance for a boxing event in the United States. The previous mark was 63,350 for the Muhammad Ali-Leon Spinks rematch in 1978.
- ★ **2021 Season** – As the NFL returned to full capacity attendance for all 32 teams during the 2021 season, the Dallas Cowboys once again led the league in home paid attendance in eight games in the regular season with a total of 691,390.

STADIUM EVENTS

SUPER BOWL

Super Bowl XLV, Green Bay 31, Pittsburgh 25, 2/6/11 - 103,219

COLLEGE FOOTBALL

College Football National Championship Game
Ohio State 42, Oregon 20, 1/12/15 - 85,689

Goodyear Cotton Bowl Classic

Miss 21, Ok. St. 7, 1/2/10 - 77,928	Wis. 24, W Mich. 16, 1/2/17 - 59,615
LSU 41, TAMU 24, 1/7/11 - 83,514	Ohio St. 24, SoCal 7, 12/30/17 - 67,510
Ark. 29, KSU 16, 1/7/12 - 80,956	Clem. 30, ND 3, 12/29/18 - 72,183*
TAMU 41, Okla. 13, 1/4/13 - 87,025	Penn St 53, Mem. 39, 12/28/19 - 54,828
Mizz 41, Ok. St. 31, 1/3/14 - 72,690	Okla. 55, Fla. 20, 12/30/20 - 17,323
Mich St. 42, BU 41, 1/1/15 - 71,464	Ala. 27, Cin. 6, 12/31/21 - 76,313*
Ala. 38, Mich St. 0, 12/31/15 - 82,812*	

Rose Bowl Game

Alabama 31, Notre Dame 14, 1/1/21 - 18,373*

*Denotes College Football Playoff Semifinal

Allstate Kickoff Classic

BYU 14, Okla. 13, 9/5/09 - 75,437	Ala. 35, Wisc. 17, 9/5/15 - 64,279
TCU 30, Ore St. 21, 9/4/10 - 46,138	Ala. 52, SoCal 6, 9/3/16 - 81,539
LSU 40, Ore 27, 9/3/11 - 87,711	Mich. 33, Fla, 17, 9/2/17 - 75,802
Ala. 41, Mich. 14, 9/1/12 - 90,413	LSU 33, Miami. 17, 9/2/18 - 68,841
LSU 37, TCU 27, 8/31/13 - 80,230	Auburn 27, Ore. 21, 8/31/19 - 60,662
FSU 37, Ok. St. 31, 8/30/14 - 61,521	KSU 24, Stanford 7, 9/4/21 - 28,668

Southwest Classic

Ark. 47, TAMU 19, 10/3/09 - 71,872	TAMU 45, Ark. 24, 9/24/16 - 67,751
Ark. 24, TAMU 17, 10/9/10 - 65,622	TAMU 50, Ark. 43, 9/23/17 - 64,668
Ark. 42, TAMU 38, 10/1/11 - 69,838	TAMU 24, Ark. 17, 9/29/18 - 55,383
TAMU 35, Ark. 28, 9/27/14 - 68,113	TAMU 31, Ark. 27, 9/28/19 - 51,441
TAMU 28, Ark. 21, 9/26/15 - 67,339	Ark. 20, TAMU 10, 9/25/21 - 57,992

Big 12 Shootout

TTU 20, BU 13, 11/28/09 - 71,964	Baylor 63, TTU 35, 10/3/15 - 56,179
Baylor 66, TTU 42, 12/26/11 - 51,615	TTU 54, Baylor 35, 11/25/16 - 41,656
Baylor 52, TTU 45, 11/24/12 - 44,168	TTU 38, Baylor 24, 11/11/17 - 34,482
Baylor 63, TTU 34, 11/16/13 - 69,188	Baylor 35, TTU 24, 11/24/18 - 27,308
Baylor 48, TTU 46 11/29/14 - 54,179	

Big 12 Championship Games

Texas 13, Neb. 12, 12/5/09 - 76,211	Okla. 30, Baylor 23, 12/7/19 - 65,191
Okla. 23, Neb. 20, 12/4/10 - 78,810	Okla. 27, Iowa St. 21, 12/19/20 - 18,859
Okla. 41, TCU 17, 12/2/17 - 64,104	Baylor 21, Ok. St. 16, 12/4/21 - 65,771
Okla. 39, Texas 27, 12/1/18 - 83,114	

Neutral Site games

TCU 38, BYU 28, 10/28/11 - 50,094
Notre Dame 37, Arizona State 34, 10/5/13 - 66,690
UCLA 20, Texas 17, 9/13/14 - 60,479
Ohio State 40, TCU 28, 9/15/18 - 64,362

HIGH SCHOOL FOOTBALL

The stadium has hosted 247 high school football games since opening in 2009. Over 1.5 million fans have viewed high school games at AT&T Stadium.

UIL Texas State Football Championships


12/10, 17-18, 2010 - 100,000+
12/9, 15-17, 2011 - 208,602
12/14, 20-22, 2012 - 125,000+
12/14, 19, 20-21, 2013 - 124,198
12/13, 18-20, 2014 - 134,861
12/2-3, 12/14-17, 2016 - 290,900
12/20-23, 2017 - 156,967
12/15, 12/19-22, 2018 - 161,552
12/18-21, 2019 - 148,570
12/16-18, 2020 - 35,569
1/15-1/16, 2021 - 42,094
12/15-18, 2021 - 104,953



Super Bowl XLV
Green Bay 31, Pittsburgh 25
Feb. 6, 2011



**College Football Playoff
National Championship Game**
Ohio State 42, Oregon 20
Jan. 12, 2015



CFB Playoff Semifinal at the Rose Bowl Game
Alabama 31, Notre Dame 14
Jan. 1, 2021



UIL Texas High School Football Championship
1A Division I - Westbrook 72, May 66
Dec. 17, 2021

STAFF
PLAYERS
2021 SEASON
RECORDS
PLAYOFF RECORDS
HISTORY
AT&T STADIUM

STADIUM EVENTS

NBA ALL-STAR GAME

2010 NBA All-Star Game - East 141, West 139, 2/14/10 - 108,713
largest crowd in American sports history

NCAA BASKETBALL

Neutral Site games

Texas 103, North Carolina 90, 12/19/09 - 38,052
Baylor 67, Kentucky 62 (Men's) and Kentucky 133, Baylor 130 (Women's),
12/6/13 - 12,818

NCAA Men's Basketball Regional:

Michigan 87, Kansas 85 and Florida 62, Florida Gulf Coast 50,
3/30/13 - 40,639

Michigan 79, Florida 59, 4/1/13 - 36,585

NCAA Men's Basketball Championship:

Connecticut 63, Florida 53 and Kentucky 74, Wisconsin 73,
4/5/14 - 79,444 - largest crowd for a college basketball game
Connecticut 60, Kentucky 54, 4/7/14 - 79,238 - largest crowd for an
NCAA Basketball Championship Game and combined attendance of
158,682 was the largest two-day attendance for the event all-time

SOCCER

Concacaf Gold Cup

Mexico 4, Haiti 0 and Costa Rica 5, Guadeloupe 1 - GC Quarterfinals,
7/20/09 - 82,252

Costa Rica 5, Cuba 0 and Mexico 5, El Salvador 0 - GC Group Stage,
6/5/11 - 80,108

United States 3, Honduras 1 and Panama 2, Mexico 1 - GC Semifinals,
7/24/13 - 81,410

United States 2, Costa Rica 0 - GC Semifinals, 7/22/17 - 45,516
Mexico 0, Trinidad & Tobago 0 - GC Group Stage, 7/10/21 - 41,229
United States 1, Jamaica 0, GC Quarterfinals, 7/25/21 - 41,318

Friendly Matches

Chelsea FC 2, Club America 0 - 7/26/09 - 57,229

San Luis 3, Club America 0 - 7/17/10 - 27,061

Mexico 2, Brazil 0, 6/3/12 - 84,516

Mexico 3, Ecuador 1, 5/31/14 - 84,876 - largest soccer crowd in Texas

Argentina 2, Mexico 2, 9/8/15 - 82,559

Croatia 1, Mexico 0, 3/27/18 - 79,617

Mexico 3, Ecuador 2, 6/9/19 - 59,222

Mexico 2, Iceland 1, 5/29/21 - 44,892

Mexico 2, Nigeria 1, 5/28/22 - 56,872

World Football Challenge

FC Barcelona 2, Club America 0, 8/6/11 - 60,807

International Champions Cup

AS Roma 4, FC Barcelona 2, 7/31/18 - 54,726

CONCERTS

Academy of Country Music 50th Awards Show - 4/19/15 - 70,252 -

highest attendance at an Awards Show Broadcast

BeautyKind Unites: A Concert for Causes - The Band Perry, Demi Lovato,
Jake Owen and Cole Swindell - 3/25/17 - 20,000

Beyonce - 5/9/16 - 44,270

Beyonce & Jay-Z - 7/22/14 - 47,461 Beyonce & Jay-Z - 9/11/18 - 45,099

Coldplay - 8/27/16 - 62,098

Eagles - 6/23/18 - 58,118

Ed Sheeran - 10/27/18 - 46,249

George Strait - 6/6/09 - 60,188

George Strait - 6/7/14 - 104,793 - largest indoor concert crowd in North America

Guns N' Roses - 8/3/16 - 40,978

Kenny Chesney - 4/16/11 - 46,516 Kenny Chesney - 6/4/16 - 46,273

Kenny Chesney - 6/9/12 - 47,269 Kenny Chesney - 5/19/18 - 46,274

Kenny Chesney - 5/11/13 - 45,026 Kenny Chesney - 6/4/22 - 50,033

Kenny Chesney - 5/16/15 - 47,256

Jonas Brothers - 6/20/09 - 50,544

Los Bukis - 9/15/21 - 42,444

Luke Bryan - 10/22/16 - 40,157

Metallica - 6/16/17 - 49,476

One Direction - 8/24/14 - 53,409

Paul McCartney - 8/19/09 - 38,500

Posty Fest: Post Malone, Pharrell, Meek Mill, Rae Sremmurd, Jaden Smith

& Yella Beezy - 11/29/19 - 46,152

Taylor Swift - 10/8/11 - 55,451 Taylor Swift - 10/17/15 - 62,630

Taylor Swift - 5/25/13 - 53,020 Taylor Swift - 10/5,10/6/18 - 105,002

The Rolling Stones - 6/6/15 - 49,042

U2 - 10/12/09 - 70,745 U2 - 5/26/17 - 50,247



2010 NBA All-Star Game
East All-Stars 141, West All-Stars 139
Feb. 14, 2010



**NCAA Men's Basketball
Final Four Championship**
UConn 60, Kentucky 54
April 7, 2014



International Soccer Friendly
Mexico 2, Nigeria 1
May 28, 2022



Kenny Chesney
June 4, 2022

STADIUM EVENTS

PBR

2/20/10 - 46,321*	2/18/17 - 38,598
2/19/11 - 38,641	2/24/18 - 46,046
3/3/12 - 34,141	2/9-2/10/19 - 61,809
3/2/13 - 29,032	2/15-2/16/20 - 42,171
3/1/14 - 37,716	11/12-11/15/20 - 43,556
2/28/15 - 28,311	3/5/22 - 23,032
2/27/16 - 30,298	

*largest crowd for a single-day riding event in the U.S.

THE AMERICAN RODEO

3/2/14 - 28,315	2/25/18 - 32,137	3/6/22 - 43,795
3/1/15 - 42,563	3/2-3/3/19 - 37,853	
2/28/16 - 33,799	3/7-3/8/20 - 43,844	
2/19/17 - 28,030	3/6-3/7/21 - 24,063	

MONSTER JAM

2/27/10 - 60,321	2/21/15 - 56,663	2/29/20 - 61,329
2/26/11 - 60,125	2/13/16 - 50,100	10/24/20-25/20-26,383
2/25/12 - 60,099	2/4/17 - 60,582	3/27-3/28/21 - 35,501
2/23/13 - 64,078 - event record	2/10/18 - 61,351	10/16/21 - 31,092
2/22/14 - 57,136	2/23/19 - 60,586	2/19/22 - 42,352
	10/26/19 - 38,769	

SUPERCROSS

3/20/10 - 49,082	2/11/17 - 57,807
2/26/11 - 51,509	2/17/18 - 57,421
2/18/12 - 53,952	2/16/19 - 57,614
2/16/13 - 54,036	2/22-2/23/20 - 48,503
2/15/14 - 54,421	3/13-3/16-3/20/21 - 38,083
2/14/15 - 54,981	2/26/22 - 42,120
2/20/16 - 57,755	

OTHER SPORTING EVENTS

NFL Draft

2018 NFL Draft - 4/26-28/18 - *The NFL Draft Experience set an opening Day 1 of the Draft attendance record as over 100,000 people attended the free event on the first night of the NFL Draft*

Wrestling

WrestleMania 32 - 4/3/16 - 101,763 - *largest single-day attendance in WWE history*
WrestleMania 38 - 4/2-3/22 - 156,352 - *most-attended event in WWE history (combined over two days)*

Boxing

Manny Pacquiao def. Joshua Clottey - WBO World Welterweight Championship, 3/13/10 - 50,944
Manny Pacquiao def. Antonio Margarito - WBC Super Welterweight title, 11/13/10 - 41,734
Canelo Alvarez def. Liam Smith - WBO Junior Middleweight title, 9/17/16 - 51,240
Errol Spence Jr. def. Mikey Garcia - IBF Welterweight title, 3/16/19 - 47,525
Errol Spence Jr. def. Danny Garcia - IBF & WBC Welterweight title, 12/5/20 - 16,102
Canelo Alvarez def. Billy Joe Saunders - Super Middleweight unification, 5/8/21 - 73,126 - *largest indoor attendance for a boxing event in the United States*
Errol Spence Jr. def. Yordenis Ugas - WBA Welterweight title, 4/16/22 - 39,946

Womens Basketball

The Lonestar Championship - 4/22-24/22 - 8,889

Lacrosse

NCAA Women's Lacrosse, Northeastern vs. William & Mary - 3/19/11 - 2,235

Bowling

U.S. Women's Open - 6/30/11 - 6,000+

Gymnastics

Nastia Liukin Cup - 3/6/15 - 3,226
AT&T American Cup - 3/7/15 - 10,383

ARTS AND HOME ENTERTAINMENT

The Home Show - 3/9-11/12 - 25,229
Live broadcast of the opera "The Magic Flute" - 4/28/12 - 15,100
Glenn Beck "Restoring Love" - 7/28/12 - 46,478
The Home Show - 3/8-10/13 - 12,994
Live simulcast of the opera "Turandot" - 4/13/13 - 14,000
Live simulcast of the opera "The Barber of Seville" - 4/11/14 - 10,000
Live simulcast of the opera "LA BOHÈME" - 3/21/15 - 7,000
Live simulcast of the opera "SHOW BOAT" - 4/23/16 - 5,000
13 Hours: The Secret Soldiers of Benghazi Movie Premiere - 1/12/16 - 32,000
Cowboys Taco Fest at Miller Lite@House - 5/7/22 - 3,685



2018 NFL Draft
April 26-28, 2018



WrestleMania 38
April 2 & 3, 2022



Errol Spence Jr. defeats Yordenis Ugas
April 16, 2022



Supercross
Feb. 26, 2022

STAFF

PLAYERS

2021 SEASON

RECORDS

PLAYOFF
RECORDS

HISTORY

AT&T
STADIUM

The Star in Frisco

In August 2013, the Dallas Cowboys, in partnership with the City of Frisco and the Frisco Independent School District (FISD), announced plans for The Star in Frisco - a vision that would become home of the Dallas Cowboys World Corporate Headquarters and Training Facility. Officially opened to the public in August 2016, The Star in Frisco continues to develop into a leading entertainment destination.

The Star is located in Frisco, Texas, a suburb north of Dallas, Texas that boasts more than 200,000 residents. The facility is comprised of four mixed-use developments along the Dallas North Tollway in between Warren Parkway and Lebanon Road.

Plans for the 91-acre mixed-use development quickly grew from the Dallas Cowboys World Corporate Headquarters to become a destination that featured shopping, dining and nightlife, as well as athletic, fitness, event, hotel and residential options.

In partnership with the City of Frisco and Frisco ISD, the Cowboys focused on inspiring the next generation of players and fans by uniquely engaging them at the place where the Dallas Cowboys live, work and practice.

The Star became the first NFL training facility in the U.S. that is shared with a public high school athletic program. All 12 Frisco ISD high schools play games within Ford Center at The Star, a state-of-the-art, 510,000-square-foot indoor athletic facility. With a capacity of 12,000 seats, Ford Center hosts a variety of events in addition to football games, such as meetings, professional boxing and soccer matches, concerts, meetings and more.

"Moving from Valley Ranch to The Star was bittersweet," said Jerry Jones, owner and president, Dallas Cowboys. "We had a lot of history and memories there, but what is exciting now is what we've built at The Star that goes beyond just the Dallas Cowboys team. It involves these young, talented athletes from Frisco ISD; it involves the entire Frisco community with what we offer from training, health and wellness, to dining, entertainment, shopping and more. We've put our heart and soul into this next chapter for the Cowboys, and we love watching fans experience everything that The Star has to offer."

The Cowboys worked with several companies to develop all elements of The Star, including Manhattan Construction Group, Gensler, O'Brien Architects, ICRAVE, Advent Design Corp., Kimley-Horn and Associates, Walter P. Moore, and Henderson Engineers, Inc.

The Cowboys officially moved into The Star in July 2016 and held the first event in Ford Center on August 27, 2016: The Star Kickoff presented by Whataburger - a one-day event that featured eight FISD high school varsity football teams.

Key Design Highlights

★ **Ford Center at The Star** – Ford Center at The Star is a state-of-the-art, 510,000-square-foot indoor athletic facility shared by the Dallas Cowboys, the City of Frisco and Frisco ISD's 12 high schools. It seats 12,000 in folding fixed seats and features an interior video board (1,824 square feet) and an exterior video board (2,270 square feet). The exterior video board is one of the largest in high school sports. Beyond high school football, Ford Center hosts a variety of events including concerts, boxing matches, soccer games, marching band competitions, lacrosse and more. Ford Center at The Star is home to Dallas Cowboys Football Operations, including its locker room, training room, coaches' offices, team rooms, training table and hydrotherapy. Frisco ISD has a dedicated side to Ford Center that includes a locker room, training room, press area and coaches' offices. Ford Center at The Star boasts one indoor and two outdoor (one turf and one natural grass) NFL and University Interscholastic League (UIL) compliant practice fields. It includes four luxury suites and a premium hospitality area that overlooks the indoor stadium and outdoor practice fields.

★ **War Room at The Star** – The NFL Draft is conducted in a state-of-the-art war room outfitted with advanced technology and adorned with Dallas Cowboys historical draft documents. The room is approximately 40' x 30', and on Draft Day, is filled with about 40 people (20-25 coaches, 12-15 scouts, several team trainers/executives). A large (roughly 20' x 7'), fully interactive video wall exists at the front of the room and is comprised of three rows of five 55" LCD narrow bezel displays (15 total screens). In addition, the room includes two, 98-inch, 4K multi-touch displays on a wall to be used for side-by-side comparison of two players doing the same exercise/running the same play during a game. A display case in the hallway outside of the war room contains three historical draft books with notable evaluations of Cowboys legends, such as Troy Aikman, and one high-tech, animated draft book that "scribbles" notes and plays video clips. The room is open to the public for tours of The Star, and fans have the chance to win a "War Room Experience" in a continued partnership with the Texas Lottery.

★ **Outdoor Entertainment at The Star** – The 40,500-square-foot Tostitos Championship Plaza is where Times Square meets town square. Located at the heart of The Star, it features a 2,270-square-foot video board, interactive displays and other video boards, a 50-yard football field for community activities and a 10,000-square-foot Dallas Cowboys Pro Shop that sells team apparel, fashion, souvenirs and memorabilia. In addition, the Dallas Cowboys Ring of Honor Walk presented by Dr Pepper, leads up to Ford Center, and highlights key players in Cowboys history. The Star also features a Nike jogging trail and "Huddle", a large outdoor sculpture by internationally acclaimed sculptor Tom Friedman, as part of the Dallas Cowboys Art Collection.



★ **Baylor Scott & White Sports Therapy & Research at The Star** – Opened in the summer of 2018, the 300,000-square-foot campus, named Baylor Scott & White Sports Therapy & Research at The Star, focuses on injury prevention, research and wellness for athletes of all levels, and is expected to become a nationally recognized model for the holistic treatment of physically active individuals. It is also a first-of-its-kind collaboration between an NFL team, a health system and a school district - Frisco ISD. The initial phase of the project included an ambulatory surgery center, a diagnostic imaging center, physical therapy, a preventive care program for athletes and several other health care offerings.

★ **Cowboys Club** – Cowboys Club, located at The Star, is an exclusive, members-only club designed to provide one-of-a-kind experiences for members and their guests. Cowboys Club overlooks the Dallas Cowboys practice fields and Ford Center field, allowing a bird's-eye view of the Cowboys and Frisco ISD games and camps. The club venue features multiple bar and dining options, including a five-star restaurant, as well as a terrace where members can dine. Cowboys Club hosts daily, members-only events, and each member has access to meeting rooms and catering to both business and private gatherings. The Cowboys began selling Cowboys Club memberships on January 12, 2016, and sold out approximately one month later on February 15, 2016. Those interested in Cowboys Club membership should visit TheStarInFrisco.com/cowboys-club for details.

★ **Cowboys Fit** – Built in partnership with the leading global fitness developer, Mark Mastrov, Cowboys Fit is a premier health and fitness company with locations throughout the DFW and Austin areas. Cowboys Fit at The Star is a three-story, 60,000-square-foot, state-of-the-art health, and fitness facility. It features the same cutting edge fitness equipment and recovery innovations used by the Dallas Cowboys players and cheerleaders, enabling its members to truly train like a professional athlete. Amenities at Cowboys Fit include boutique style classes in three separate studios, a rooftop deck and pool overlooking the Cowboys practice fields, an extensive health and nutrition bar, a dedicated recovery lounge offering Cryotherapy, NormaTec, Hydromassage and treatments delivered by the industry's leading experts, a 40-yard indoor fitness turf, an exercise floor like no other and much more. For more information about Cowboys Fit at The Star, as well as all other Cowboys Fit locations, please visit cowboysfit.com.

★ **Formation** – Formation was designed to meet all your professional needs in an elevated work environment. Channel the winning business tradition of the Dallas Cowboys and the Jones Family at Formation. Inspired by and located steps from the Dallas Cowboys World Headquarters, Formation offers unique amenities with a variety of membership options ranging from 24/7 access to a few days per month. Limited memberships are available. Visit FormationAtTheStar.com for more information.

★ **Omni Frisco Hotel at The Star** – Omni Frisco Hotel at The Star opened its doors in summer of 2017. The 16-story, 300-room luxury hotel is designed to host meetings and events for business and leisure travelers. A rooftop pool deck with a bar and grill overlooks Ford Center and Tostitos Championship Plaza. Omni Frisco Hotel is able to accommodate up to 1,000 attendees for an event or banquet and boasts 24,000 square feet of meeting space inclusive of a 13,000-square-foot ballroom.

★ **The Star District** – Located adjacent to Ford Center and Tostitos Championship Plaza, in a 200,000-square-foot retail block, The Star District includes over 30 restaurants and retail options designed for the community, fans and visitors alike. Dine, shop and explore The Star by visiting Ascension Coffee, AT&T, Cane Rosso, Charlotte Jones Collection, Cherry Blow Dry Bar, City Works Eatery & Pour House, Complexity Gaming, Concrete Cowboy, Cow Tipping Creamery, Dallas Cowboys Pro Shop, Dee Lincoln Prime, Flea Style, Formula Wellness, Hiatus Spa, Heirloom Haul, Hiatus Spa, Lombardi Cucina Italiana, Lucchese, Luxe Eyewear, Mi Cocina, Monkee's, Neighborhood Services, Nestlé Toll House Café, Next Step Dance, Nike, Omni Frisco Hotel, PlainsCapital Bank, Red Mango, Roti Grill, Shreve Fine Art Gallery, Sidecar Social, Snowbird Cocktail Lounge & Kitchen, Sushi Marquee, Tangerine Salon, TD Ameritrade, The Common Table, The Gents Place, The Glen, The Monarch Star, Tricky Fish, Tupelo Honey Southern Kitchen & Bar and Wahlburgers. Visit TheStarDistrict.com for more information.

★ **Ring of Honor Walk Presented by Dr Pepper** – Located throughout The Star District, the Dallas Cowboys Ring of Honor Walk presented by Dr Pepper honors the 22 members of the Dallas Cowboys Football Club who have made outstanding contributions throughout the team's history. A key design element of the area includes numbers 12 and 88 placed 50 yards apart for Roger Staubach and Drew Pearson, paying homage to the iconic 50-yard, game-winning "Hail Mary" pass from Staubach to Pearson that toppled the Minnesota Vikings in the 1975 playoffs and introduced the phrase "Hail Mary" into the sports lexicon.

★ **Twelve Cowboys Way** – Twelve Cowboys Way is the most coveted address at The Star. Located in Frisco, Texas, this 17-story luxury residential tower overlooks the 91-acre campus of The Star, the Dallas Cowboys World Headquarters, practice facility, and much more. Twelve Cowboys Way is a first-of-its-kind residence co-created by Cowboys Hall of Fame Owner Jerry Jones, Cowboys Hall of Fame Quarterback and #12, Roger Staubach, alongside Dallas-based developer and Cowboys Alumni, Robert Shaw. For leasing information, visit TwelveCowboysWay.com.

★ **The Star Tours Presented By SeatGeek** – The Dallas Cowboys World Corporate Headquarters at The Star in Frisco is a destination created to allow fans to connect with the team in ways they have never imagined. The VIP Guided Tours give Cowboys fans a chance to experience the place where the Dallas Cowboys train and work 355 days - non-gamedays - of the year. With small group sizes and additional tour stops, the VIP Guided Tours are the ultimate tour experience. Tickets can be purchased at TheStarInFrisco.com/Tours.

Cowboys Summer Training Camp



TRAINING CAMP 2022

American Airlines

The Dallas Cowboys return to Oxnard, California to open their 63rd training camp in 2022.

This year marks the 16th time the Cowboys will have spent at least a portion of their training camp in Oxnard, and the 43rd overall training camp in California.

Dallas came back to the west coast after training in the Alamodome in San Antonio prior to the 2011 season. Since 2001, the Cowboys have held training camp in Oxnard (2001, 2004-06, 2008, 2010 and 2012-19, 21), and/or Wichita Falls (2001) and/or San Antonio (2007, 2009, 2010 and 2011) and/or Frisco (2017-21).

Dallas will also hold a portion of its training camp at its home in Frisco, Texas, the sixth time the Cowboys will have training camp practices in Frisco.

Training Camp History

June 3, 1960 – The newly formed Dallas Cowboys franchise announced that it will train at Pacific University in Forest Grove, Oregon. Rookies reported on July 9.

May 24, 1961 – Due to its proximity to their first exhibition game against Minnesota in Minneapolis, the Dallas Cowboys move training camp to St. Olaf College in Northfield, Minn. Camp opened on July 9.

June 8, 1962 – The Dallas Cowboys move their training camp site to the campus of Northern Michigan College on the shores of Lake Superior in Marquette, Mich. Rookies reported on July 13.

July 12, 1963 – Because the team played three of its first four preseason games on the west coast, the Dallas Cowboys moved training camp to California Lutheran College in Thousand Oaks, Calif. This camp, which was the first of 27 at CLC, opened on July 12.

Dec. 6, 1989 – For the first time in the 30-year history of the team, the Dallas Cowboys trained in Texas as the club announced its 1990 training camp would be held at St. Edward's University in Austin, Texas. This camp, the first of eight at St. Ed's, opened on July 22.

Feb. 17, 1998 – The Cowboys begin a four-year stay at Midwestern State University in Wichita Falls, Texas, with their 1998 camp. The first camp at Midwestern State University opened on July 16. In 2001, the Cowboys split camp between Midwestern State and the Residence Inn in Oxnard, Calif., spending two weeks at each location.

May 17, 2002 – The Cowboys continue their commitment to fans in the state of Texas by announcing the 2002 training camp will take place at the Alamodome in San Antonio, Texas. The camp, which ran for four weeks, opened on July 26. The Cowboys returned to the Alamodome again in 2003.

Oct. 24, 2003 – The Cowboys announce a return to California for training camp. For the 2004-06 seasons, the Cowboys conduct their entire training camp in Oxnard, Calif., at the Residence Inn at River Ridge, using practice fields provided by The City of Oxnard. The Cowboys opened their first returned camp on July 30, 2004.

May 4, 2006 – The Dallas Cowboys announce a five-year commitment to once again call the City of San Antonio its summer home beginning in 2007. The Alamodome, which played host to Cowboys training camps in 2002 and 2003 will again be the site for the team's summer practice sessions.

Summer, 2010 – The Dallas Cowboys held a split camp, spending the first portion in the Alamodome in San Antonio and the second at the Residence Inn at River Ridge in Oxnard.

July, 2012 – The Dallas Cowboys returned to Oxnard, California for all of training camp at the Residence Inn at River Ridge after spending the 2011 training camp in San Antonio at the Alamodome.

August, 2017 – After spending the first four weeks of training camp in Oxnard, California, the Dallas Cowboys returned home to hold their first ever training camp practices at their new practice facility at The Star in Frisco. Six training camp practices were held inside Ford Center and open to the public.

August 2020 – For the first time in franchise history, the Cowboys spent all of training camp at The Star in Frisco due to COVID-19 restrictions.

July, 2021 – The Cowboys return to Oxnard, California for training camp after spending 2020 training in Frisco.

Training Camp by Location

OREGON	MINNESOTA	MICHIGAN	THOUSAND OAKS	AUSTIN	WICHITA FALLS	SAN ANTONIO	OXNARD	FRISCO
1960	1961	1962	1963 1977	1990	1998	2002	2001*	2017
			1964 1978	1991	1999	2003	2004	2018
			1965 1979	1992	2000	2007	2005	2019
			1966 1980	1993	2001*	2009	2006	2020^
			1967 1981	1994	(4)	2010*	2008	2021
			1968 1982	1995		2011	2010*	(5)
			1969 1983	1996		(6)	2012	
			1970 1984	1997			2013	
			1971 1985	(8)			2014	
			1972 1986				2015	
			1973 1987				2016	
			1974 1988				2017	
			1975 1989				2018	
			1976				2019	
			(27)				2021	
							(15)	

* indicates split camp

^ split camp scheduled, but Oxnard canceled due to COVID-19

Dallas Cowboys Digital

DallasCowboys.com



The Dallas Cowboys official website offers the best collection of timely articles, press conferences and videos, combined with the best spot to purchase tickets and order merchandise from the Cowboys Pro Shop. From the latest news to the latest apparel, there is no better place to visit than DallasCowboys.com.

Daily Podcasts

Talkin' Cowboys – True to its name, the “Talkin’ Cowboys” podcast delivers knowledgeable, entertaining coverage of America’s Team. This lineup has a blend of experience, youth and a former NFL player. Host Kyle Youmans is joined by Rob Phillips, Hek’ma Harrison and former Cowboys draft pick Isaiah Stanback for a daily dose of Cowboys coverage.

Cowboys Break – This daily show is serious about the Cowboys, without taking themselves too serious in the process. This one-hour podcast enters its 18th season, hosted by Derek Eagleton, along with Nick Eatman, David Helman and Ambar Garcia. The crew discusses the current state of the team, including fan opinion from calls and social media, giving analysis on the day-to-day events with a mix of historical perspective.

Hangin' with the Boys – If you're looking for some guys that enjoy talking about Cowboys football but also enjoy giving each other a hard time and having fun, then this is the show for you. Join six-time Pro Bowler Nate Newton, former Cowboys receiver Jesse Holley, along with Kurt Daniels and Shannon Gross as they aren't afraid to get off-topic from time to time. And you never know who might be calling into the show.

Mick Shots – You can't find more experience on one show than this one, featuring Mickey Spagnola, who has covered the Cowboys since the 1980s. One of the players on the team back then - Everson Walls - has plenty of stories to tell and they're joined by longtime DFW media personality Bill Jones.

Players' Lounge – They joined the Cowboys together in 2010. Both undrafted and both playing safety. So why wouldn't Barry Church and Danny McCray have their own podcast? The two dissect the game like no other and have veteran media personality Newy Scruggs guiding the way.

Dallas Cowboys on Social Media.



@dallascowboys



/dallascowboys



@dallascowboys



@dallascowboys



/dallascowboys



Get the ultimate fan experience! For as low as \$20, Cowboys United members have exclusive access to Cowboys content, unique event opportunities, special game day access, and 20% off Pro Shop Discount Days throughout the year. Join today at DallasCowboys.com/United.

Cowboys on Radio

Audacy Radio's 105.3 The Fan (KRDL-FM) is once again the Flagship Station of the Dallas Cowboys Radio Network for the 2022 NFL season. All preseason, regular season and postseason Cowboys games are heard in stereo on The Fan's 100,000-watt signal.



Brad Sham returns for his 44th season in the Dallas Cowboys radio booth. Beloved by Cowboys fans, Sham's award winning play-by-play has provided the soundtrack to many of the most memorable moments in Dallas Cowboys history. Brad is re-joined in the booth by former Cowboys quarterback Babe Laufenberg, who enters his 30th season as the network's full-time color analyst. A fixture on the sideline, veteran reporter Kristi Scales - now in her 24th season on the sideline - provides instant updates from the field.

Regular and postseason games are preceded by a three-hour Pregame Show and a three-hour Postgame Show. Both the pregame show and postgame show are hosted by Ari Temkin and Bryan Broaddus.

The Dallas Cowboys Radio Network

TEXAS: Abilene KLGD 106.9 FM; Alpine KVLF 1240 AM; Amarillo KGNC 97.9 FM/710 AM; Andrews KQRX 95.1 FM*; Atlanta, TX KPYN 900 AM/99.5 FM; Austin KTXH 104.9 FM; Big Spring KBST 95.7 FM; Brownsville KVNS 1700 AM/KQXX 105.5 FM*; Brownwood KXYL 96.9 FM; Bryan KORA 98.3 FM, Carthage KGAS 104.3 FM; College Station KORA 98.3 FM; Comanche KCOM 1550 AM; Corpus Christi KEYS 1440 AM; Del Rio KDLC 94.1 FM*; Eagle Pass KDLC 94.1 FM; El Paso KLAQ 95.5 FM; Hereford KPAN 860 AM; Kermit KPTX 98.3 FM*; Kerrville KAXA 103.7 FM/KHJQ 93.1 FM; Killeen KRZI 100.9 FM; Lubbock KTTU 97.3 FM; Malakoff KCKL 95.9 FM; Marble Falls KBEY 103.9 FM; Marshall KMHT 103.9 FM; McAllen KVNS 1700 AM/KQXX 105.5 FM*; Midland KQRX 95.1 FM*; Monahans KPTX 98.3 FM*; Odessa KQRX 95.1 FM*; Overton KPXI 100.7 FM; Paris KITX 95.5 FM*; Pecos KPTX 98.3 FM*; Plainview KVOP 1090 AM/KICA 980 AM; San Angelo KGKL 960 AM/97.5 FM; San Antonio KTFM 94.1 FM /KZCD 1250 AM; Stanton KQRX 95.1 FM*; Stephenville KSTV 93.1 FM; Temple KRZI 100.9 FM; Texarkana KKTK 1400 AM; Tyler KOOL 106.5 FM; Uvalde KAXA 103.7 FM; Waco KRZI 1660 AM/K-267-AI; 101.3 FM*; Wichita Falls KWFS 1290 AM/KBZS 106.3 FM.

ARKANSAS: Glenwood KHGZ 670 AM; Little Rock KABZ 103.7 FM.

LOUISIANA: Shreveport KLKL 95.7 FM.

NEW MEXICO: Albuquerque KQTM 101.7 FM; Artesia KTZA 92.9 FM*; Carlsbad KTZA 92.9 F*; Farmington KPRT 107.9 FM; Hobbs KEJL 1110 AM/100.5 FM; Roswell KTZA 92.9 FM*.

OKLAHOMA: Bartlesville KWON 1400 AM; Hugo KITX 95.5 FM*; Tulsa KTBZ 1430 AM.

**station serves more than one market*

The Dallas Cowboys Spanish Language Radio Network Cadena de Plata Radio

A tradition of Spanish-language excellence continues with Cadena de Plata, the official voice of the Vaqueros de Dallas. Throughout the great state of Texas, and its growing affiliate base with stations in Nevada, New Mexico and Mexico City, those who enjoy the passion and drama of Español can follow the action with Victor Villalba (play-by-play), Luis Perez (color) and Carlos Nava (sidelines) during the 2022 season.

TEXAS: Bryan/College Station KTAM 1240 AM; Dallas/Fort Worth KMWK 107.5 FM; El Paso KAMA 750 AM; Killeen KLTV 101.7; San Antonio KLEY 95.7; Waco KBHT 104.9.

NEW MEXICO: Artesia/Carlsbad KPZE 106.1 FM; Las Cruces KAMA 750 AM.

MEXICO: As of publication, the radio affiliates for Mexico had not been finalized.



Cowboys on Television

Dallas Cowboys Broadcasting Network



The Dallas Cowboys Broadcasting Network is the television production and syndication unit of the Dallas Cowboys Football Club. Now in its 32nd year, the Dallas Cowboys Broadcasting Network produces and distributes some of the most-watched programs in the region - Dallas Cowboys preseason games, weekly programs and specials throughout the year. These programs are televised in Dallas/Fort Worth and over 25 other markets throughout Texas, Arkansas, Louisiana, New Mexico and Oklahoma.

The Cowboys weekly shows during the preseason and regular season keep Dallas Cowboys fans abreast of the latest Cowboys stories making news and of key issues in the National Football League:

“Cowboys Special Edition”

This round-table style program, hosted by former Dallas Cowboys Players, gives fans an in-depth look at the team. The show airs Saturdays at 11 p.m. from July 30, 2022 through the postseason on KTVT/CBS11 in Dallas/Fort Worth and at locally scheduled times throughout the Dallas Cowboys syndicated network.

“The Mike McCarthy Show”

Coach Mike McCarthy gives fans an inside look at the team each week. With regularly scheduled visits from Cowboys players and coaches, fans will be able to get a fresh perspective of the team. The show will air Saturdays at 11:30 p.m. from Sept. 10, 2022 through the postseason on KTVT/CBS11 in Dallas/Fort Worth and at locally scheduled times throughout the Dallas Cowboys syndicated network.

Dallas Cowboys Postgame Show

Kyle Youmans and Nate Newton bring you inside the Cowboys locker room after each game. Player interviews, game highlights and comments from Mike McCarthy can be seen following each and every game on KTVT/CBS11 in Dallas/Fort Worth and at locally scheduled times throughout the Dallas Cowboys syndicated network.


Cadena de Plata

With its beginnings in 1995, Cadena de Plata Television, the official voice of the Vaqueros de Dallas en Español, has been a precursor in engaging the growing Spanish-speaking fan of the NFL and the Silver and Blue in the United States. Broadcasting throughout its growing affiliate base stretching across Texas and New Mexico, Cowboys fans who like their coverage in Spanish can participate in preseason game telecasts. Along with these preseason Spanish language game telecasts, Cadena de Plata produces four (4) one-hour specials throughout the Cowboys season along with training camp updates and twenty (20) 30-minute weekly shows airing in Dallas/Fort Worth on Telemundo-39, Cadena de Plata's television flagship.

Dallas Cowboys Star Magazine



Each year, Dallas Cowboys Star Magazine produces three must-have specialty issues that every Cowboys fan will enjoy. April is the release of our extensive Draft Guide, which has analysis of team needs, mock drafts and breakdowns on all the top college prospects. A must-have for the upcoming season, July's Training Camp Preview provides scouting reports for every player on the roster as well as the strength and weaknesses of each position overall. Finally, our annual Dallas Cowboys Cheerleaders Swimsuit Issue features America's Sweethearts on the beaches of paradise. Print and digital editions are available at DallasCowboys.com/star.



Throughout the 1960s, the Dallas Cowboys held tryouts for local high school students to cheer for the Dallas Cowboys at the Cotton Bowl. By the early 1970s, an effort was underway to enhance the glamour, excitement and entertainment value of the NFL gameday experience. Director Dee Brock hired choreographer, Texie Waterman, who auditioned dancers and taught her signature Broadway-style routines. In 1972 Tex Schramm and Dee Brock joined forces with a local designer, Paula Van Wagoner, and introduced Texas Stadium to the reimagined Dallas Cowboys Cheerleaders wearing the now iconic star-spangled blue and white uniform. The Dallas Cowboys Cheerleaders became an international phenomenon. They continue to have a tremendous impact on sports and entertainment, and while they are often imitated, no other organization has been able to achieve their prominence or popularity. 'America's Sweethearts' are recognized around the world as an elite performance group, and their now classic uniform is one of the most well-known symbols of pop culture. In 2018 the uniform was donated to the Sports Entertainment and Pop Culture Collection in the Smithsonian National Museum of American History.

By the mid-seventies, the squad's national popularity created such a sensation that two top-rated, made-for-tv movies, were produced. The Cheerleaders have made guest appearances on national television shows such as, 'The Love Boat', 'Saturday Night Live', 'The Oprah Winfrey Show', 'Family Feud', 'David Letterman', 'The Today Show', 'American Idol' and 'American Ninja Warrior'. Benefitting charity, they competed on '1 versus 100', 'Are You Smarter Than A Fifth Grader' and 'Identity'. For more than two decades, they have produced 'The Making of the Dallas Cowboys Cheerleaders Swimsuit Calendar' television special for network and social media distribution. With 16 Seasons of "Dallas Cowboys Cheerleaders, Making The Team," they became the subject of Country Music Television's longest running and highest rated TV show in CMT history and earned them a Critics Choice Award nomination.

While the DCC grace the sidelines of AT&T Stadium, they are also in demand throughout the year at festivals, sporting events, corporate conventions and headliner concerts around the country. They frequently appear on national magazine covers, television commercials and films. Their annual calendar collection has grown to include five formats which include swimsuit calendars, sideline action calendars, as well as a 120-page special edition of *The Dallas Cowboys Star Magazine*. In their community, the Dallas Cowboys Cheerleaders visit children's hospitals, veteran's hospitals and senior living centers annually.

In 1979 the Department of Defense requested the Dallas Cowboys Cheerleaders presence on a South Korean USO Tour during the Christmas Holidays. These collaborative efforts over the past three decades have evolved into 83 tours spanning 42 countries. The DCC bring their own special brand of goodwill and gratitude to the men and women in the military and their families - traveling to locations as diverse as Iraq, Bosnia, Afghanistan, Cuba, Korea and the Persian Gulf. In recognition of their distinguished service to American Troops, the Dallas Cowboys Cheerleaders were presented the 'USO's 50th Anniversary Award' in 1991, and the Department of Defense presented the squad with the first ever 'Spirit of Hope Award' in 1997. They were inducted into the Veterans of Foreign Wars Hall of Fame in 2002, and in 2013, the Cheerleaders were awarded the American Legion's prestigious Distinguished Service Medal. No other individual or group has ever been recognized with all four of these honors.

The Dallas Cowboys Cheerleaders are truly extraordinary dancers with impressive careers in education, law, nursing and accounting, to name a few. Executive Vice President/Chief Brand Officer, Charlotte Jones, has entrusted the leadership of the squad to Director Kelli McGonagill Finglass, and Choreographer Judy Trammell. This dynamic duo has led the group for over 30 years now, driven by the highest of standards that have consistently guided this time tested group of diverse women.

For information on DCC appearances, virtual appearances, shows, youth camps, or auditions, please visit www.dallascowboyscheerleaders.com.



Kelli McGonagill Finglass
Director



Judy Trammell
Choreographer





The Dallas Cowboys introduced the Rhythm and Blue, a high-energy co-ed dance team and drum corps, in 2009. The Rhythm and Blue brings a refreshingly innovative, unique and exciting element to the Cowboys legendary game-day entertainment line-up. The talented group of men and women who make up "DCRB" entertain audiences from around the world as they enter the plazas of AT&T Stadium before each game. After every Cowboys score during the game, the Rhythm and Blue Dancers & Drumline dazzle fans with captivating celebration per-

formances. The Rhythm and Blue Dancers were conceptualized under the direction of Dallas Cowboys Executive Vice President/Chief Brand Officer Charlotte Jones. It is the first and only entertainment concept of its kind in the NFL.

The Dallas Cowboys Rhythm and Blue is a two-part entertainment entity. The percussion troop drumline masters the rhythm and the dance team moves the spirit of Cowboys Nation true blue. Music from cutting edge drum cadences and dynamic routines featuring a strong level of breakdancing and hip-hop based movement combine to form an electrifying fan favorite! In the short period of time since its inception, the remarkably high level of performances and choreography has garnered DCRB national attention and prestige. Inside Dance Magazine and notable industry insiders say that DCRB is changing the face of sports entertainment! The group has been showcased at international competitions and has been requested to appear at both charity and corporate appearances in the DFW metroplex, Texas, New Mexico, Las Vegas, Nevada and Panama City, Panama, and has garnered national acclaim with their "Back to Football" halftimes featuring the Kinjaz & Super Cr3w from NBC's hit television show, "World of Dance."

In 2017 the Dallas Cowboys Rookie Squad, a dynamic and energetic kid crew under the DCRB umbrella, was introduced to fans at AT&T Stadium. The first and only crew of its kind in the NFL, this group of exceptionally talented dancers are between the ages of 7-16 years old. The Rookie Squad fosters an opportunity for these extraordinary performers to gain valuable dance and performance training to grow as professional performers.

Jenny Durbin Smith leads DCRB and the Rookie Squad with her expertise and award-winning choreography as director and head choreographer for the team. Durbin Smith has been choreographing for 19 years for teams such as the NFL Pro Bowl Cheerleaders, Dallas Cowboys Cheerleaders, Dallas Mavericks Dancers, Dallas Desperados Dancers, The Officials, NFL & NBA Pro Cheerleader Conventions and numerous NBA, college, high school and studio competition teams. She has also lent her skills to several national television commercials, television shows, touring stage shows and promotions such as Oprah's Vision Tour in Dallas, 'America's Got Talent', Mary Kay, Hasbro, MTV's 'TRL,' 'Queen of the South' and Monday Night Football. Durbin Smith uses

her extensive dance experience and authentic coaching style to fashion a one-of-a-kind entertainment concept within the professional sports arena.

The DCRB and Rookie Squad uniforms were created by Jenny Durbin Smith in partnership with Rebel Athletic, a proud partner of the Dallas Cowboys Rhythm and Blue Dancers. The uniform bears the standard of a contemporary, stylish and hip Cowboys image while keeping the tradition and excellence of America's Team.

The Dallas Cowboys are known globally as pioneers of game-day entertainment. "We want to revolutionize sports entertainment by thinking 'outside of the box' and bringing content that is innovative, dynamic and unique to the world of professional sports entertainment, while also complementing our existing game-day elements," Durbin Smith says of DCRB. The result is your highly acclaimed Rhythm and Blue!



Jenny Durbin Smith
Director/Choreographer





COMMUNITY

Community Outreach and the Dallas Cowboys



GENE AND JERRY JONES FAMILY
FOUNDATION



For the past 33 years, Jerry Jones and his family have owned and operated the Dallas Cowboys with a management style that places just as much emphasis on community leadership as it does on the goal of winning the Super Bowl. With the Cowboys organization having enjoyed immense and unprecedented success, the Jones Family feels a very strong responsibility to take the visibility, energy and celebrity of the world's most powerful sports franchise and channel those dynamic forces towards the bigger purpose of making a difference. Recognized as one of the world's most generous families, the Joneses enlist the talents, skills and resources of Cowboys players, coaches, cheerleaders and every member of the organization to provide a unique and cutting-edge approach to community outreach.

"Any personal contact with an individual member of our organization can provide help for hundreds of people in need," says Jones. "The star on the helmet can move mountains."

THE MISSION. In the area of community service, the organization's mission is built upon an overall philosophy of helping those who do not have the strength, the resources, or the means to help themselves, with a primary focus on its partnership with The Salvation Army.



THE SALVATION ARMY

The Dallas Cowboys primary community focus is rooted in the Jones Family's longstanding passion for, and commitment to the Salvation Army. From 2010 to 2014, Cowboys Executive Vice President and Chief Brand Officer Charlotte Jones served as chair of The Salvation Army's National Advisory Board - the first woman to ever hold that distinguished title. Gene and Jerry Jones have both served on The Salvation Army's National Advisory Board, as well as the local DFW Metroplex Command's Advisory Board. For a full history of the Jones Family's partnership with The Salvation Army, visit DallasCowboys.com/community.

Red Kettle Campaign

For the past 25 years, the Jones Family has dedicated the Cowboys annual Thanksgiving Day halftime performance as a national showcase to kick off The Salvation Army's iconic Red Kettle Campaign. Under the direction of Charlotte Jones, the Cowboys have produced the annual halftime event and welcomed renowned entertainers from across the musical spectrum. Since 1997, The Salvation Army has served more than 748 million people through programs that address homelessness, food insecurity, drug and alcohol abuse, human trafficking and more. In that same period, and with the help of the Dallas Cowboys, the Red Kettle Campaign has raised more than \$2.86 billion to aid the work.



Early Thanksgiving with the Cowboys

Traditionally, the week before Thanksgiving, Gene Jones and Charlotte Jones lead players, cheerleaders, mascot Rowdy and players' and coaches' significant others in serving an early Thanksgiving meal to hundreds of clients receiving assistance from The Salvation Army. With help from partners Albertsons and UnitedHealthcare, the effort has served more than 10,000 meals. Last year, Dallas Cowboys Legends took part in the drive-thru event at The Salvation Army Carr P. Collins Social Service Center to safely provide meals to those in need.



STAFF

PLAYERS

2021 SEASON

RECORDS

PLAYOFF
RECORDS

HISTORY

COMMUNITY
OUTREACH

The Salvation Army Angel Tree Program

Every year the entire Cowboys organization, its partners and associates support The Salvation Army's Angel Tree program. Players, coaches, executives and staff join corporate partners and leaseholders at The Star in purchasing toys and necessities for hundreds of "Angels" in need. The program, which makes Christmas brighter for nearly 60,000 children and special needs senior citizens in the DFW Metroplex alone, is truly a joint effort for the Cowboys.



50/50 Raffle

The Dallas Cowboys launched their 50/50 Raffle program at AT&T Stadium in 2016 with proceeds benefiting The Salvation Army. Raffle tickets are sold to fans during each home game, with a drawing to determine which lucky fan will split the game's jackpot with The Salvation Army. Since its inception, the effort has raised approximately \$2.5 million dollars, with The Salvation Army receiving half of that amount to support a variety of initiatives from youth outreach to veteran's assistance and domestic violence shelter programs.



Gene and Jerry Jones Family North Texas Youth Education Town

Thanks to a \$1 million matching grant from the Gene and Jerry Jones Family Arlington Youth Foundation in concurrence with a donation from the NFL, the Gene and Jerry Jones Family North Texas Youth Education

Town (the "YET") officially opened its doors at The Salvation Army Arlington Corps in October 2013. The YET is the legacy project of Super Bowl XLV, providing educational, athletic and arts programs to hundreds of Arlington youth and their families, as well as countless other services. The Jones Family was joined by several distinguished guests in celebrating the center's grand opening, including NFL Commissioner Roger Goodell, National Commander of The Salvation Army Commissioner David Jeffrey and Cowboys Hall of Fame running back and chair of the YET Advisory Board Emmitt Smith. The Dallas Cowboys engage with YET programming year-round, providing unique opportunities to the youth enrolled in the center's daily activities.



Disaster Relief

When disaster strikes, The Salvation Army is often first on the scene to offer food, shelter, clothing, spiritual comfort and more. The Cowboys are proud to have assisted the Army in relief efforts in the DFW Metroplex and beyond. Most recently, the Dallas Cowboys utilized the 2020 NFL Draft to raise funds and awareness for The Salvation Army's COVID-19 relief efforts. Collectively, the NFL Family has donated more than \$100 million to various COVID-19 outreach efforts.



Social Justice & Inspire Change

The Dallas Cowboys are committed to conversations and actions that move us toward a more equal and just tomorrow. Through partnerships with The Salvation Army, Café Momentum, local police departments, DFW judiciary leaders and more, the Cowboys are engaging in the four priority areas of the NFL's Inspire Change initiative: education, economic advancement, police and community relations and criminal justice reform. Inspire Change showcases how NFL players, clubs and the league are joining together to ensure that access to opportunity is a reality for all.



YOUTH HEALTH & WELLNESS

Since 2007, the Dallas Cowboys have partnered with the NFL to promote PLAY 60 - a national youth health and wellness campaign focused on ending childhood obesity by encouraging kids to eat nutritiously and be active at least 60 minutes of every day.


Play 60 Week

The Dallas Cowboys celebrate the NFL PLAY 60 movement during the season through a week-long schedule of events aimed at getting kids up and active for at least 60 minutes a day. PLAY 60 Week traditionally includes Cowboys rookies, alumni, cheerleaders, Rhythm & Blue and mascot Rowdy hosting a variety of youth outreach events that encourage youth health and wellness, as well as celebrate Hispanic Heritage Month.



Fuel Up to Play 60

Fuel Up to Play 60 is the largest in-school health and wellness program in the country and empowers students to take charge of their health by making small, everyday changes within their schools. Created by the NFL and the National Dairy Council, in collaboration with the U.S. Department of Agriculture, the program includes grant opportunities; a Playbook with strategies for healthy eating and physical activity; and a student ambassador program. The Cowboys partnership with Dairy MAX, North Texas's local Dairy Council, continues to expand as more studies correlate the connection between students' good health and performance in school and in life.



Fuel up to Play 60 Hometown Grant

The Cowboys and official nutrition partner Dairy MAX continue the tradition of awarding Arlington Independent School District the Fuel Up to Play 60 Hometown Grant - a \$10,000 grant intended to make a big impact on good nutrition and physical activity programming in schools. The Hometown Grant awards Fuel Up to Play 60 playground stencils - stencils that incorporate educational messages and encourage physical activity - to Arlington elementary schools. Since 2014 the Hometown Grant has provided playground stencils to more than a dozen Arlington Independent School District elementary schools.



NFL PLAY 60 FITNESSGRAM® Project

Since 2009 the NFL has partnered with The Cooper Institute® - a worldwide leader in preventative medicine research - to supply each of the league's 32 member clubs with FITNESSGRAM licenses to distribute to local schools and community organizations. Developed in 1982 by The Cooper Institute, FITNESSGRAM is the nation's leading tool in assessing and tracking student fitness levels, mandated in the state of Texas and adopted by the Presidential Youth Fitness Program. The Cowboys work with The Cooper Institute locally by hosting a private training at the team's facility for the FITNESSGRAM site leaders, and by promoting the tool through events like Dallas Cowboys player appearances.



STAFF

PLAYERS

2021 SEASON

RECORDS

PLAYOFF RECORDS

HISTORY

COMMUNITY OUTREACH

Dallas Cowboys PLAY 60 Fitness Zones

Dallas Cowboys PLAY 60 Fitness Zones are fun, Cowboys-branded activity spaces designed to get kids up and moving. The Fitness Zones are intended to give youth new and safe spaces to play that they may not otherwise have access to. To date, Cowboys Fitness Zones have been installed at Mi Escuelita Preschool in Dallas, Gabe Allen Elementary School, Boys & Girls Club of Arlington, the Gene and Jerry Jones Family North Texas Youth Education Town in Arlington, the Grand Prairie Boys & Girls Club, The Salvation Army Mabee Center in Fort Worth, the Boys & Girls Club at Uplift Education Williams Prep in Dallas, Nexus Recovery Center in Dallas, The Salvation Army Plano Corps, the Boys & Girls Club of Frisco, The Salvation Army Boys & Girls Club Garland and Mission Arlington.



Holiday Hospital Visits

Since 1989 during the Jones Family's first season as owners of the Cowboys, the entire team has conducted annual Christmas visits to local children's hospitals. Cowboys players and cheerleaders annually deliver "game socks" loaded with Cowboys goodies and toys courtesy of the team and the UnitedHealthcare Children's Foundation to nearly 800 children seeking treatment from four local children's hospitals over the holiday season. Last year, players met with the local children's hospitals virtually, appearing on in-house shows broadcasted to patient rooms and "stopping by" patient rooms via video call. Gifts were sent to each child in advance of the virtual visit.



Make-A-Wish

Since 1992 the Cowboys have partnered with the Make-A-Wish Foundation of North Texas to grant more than 278 wishes of youth from 41 states, Canada and Mexico. These "Wish Kids" - youth suffering from a variety of life-threatening illnesses - are invited to tour the team's training facility, watch practice and meet their favorite players before coming to AT&T Stadium with their families to be the Cowboys VIP guest during a home game. The Cowboys were honored to accept the Chris Greicius Celebrity Award at Make-A-Wish's Evening of Excellence in October 2016.



Happy Hill Farm Academy and Home

The Cowboys have historically played a large role in raising annual operating funds for Happy Hill Farm Academy - a home and school for at-risk youth in Granbury, Texas. The Farm is the home of the Dallas Cowboys Courage House supported by the NFL's Ed Block Courage Award program.

Children's Cancer Fund Luncheon and Fashion Show Annual Supporters

As a longstanding tradition, the Cowboys were proud to participate in the annual Children's Cancer Fund Fashion Show event. Each year Cowboys Legends Roger Staubach and Troy Aikman serve as the event's honorary chairs. At this year's event, Staubach officially passed on his honor as voluntary Children's Cancer Fund Gala Honorary Chair to Quarterback Dak Prescott. Cowboys Legends and Dallas Cowboys players are traditionally joined by current Dallas Cowboys players, cheerleaders and mascot Rowdy who serve as celebrity escorts for the pediatric cancer patients and survivors on the runway. The event annually raises over \$1 million for children's cancer research at Children's Medical Center Dallas, while creating a positive experience for dozens of children undergoing cancer treatment.

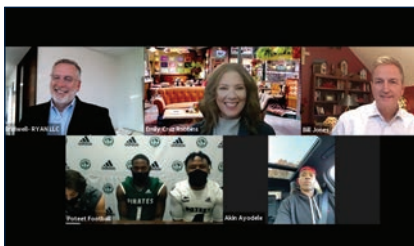


YOUTH FOOTBALL OUTREACH

The values learned through team sport carry over to everyday life and provide important skills and tools for success. From camps to in-school character programming to health and safety clinics, the Dallas Cowboys are working year-round to grow the love and excitement of playing football in youth.

Community Quarterback Challenge

The Dallas Cowboys Community Quarterback Challenge presented by Ryan - the official tax services provider of the Dallas Cowboys - asks North Texas high school football teams to execute a community service project that impacts their campus, feeder schools or neighboring community. Student-athletes can apply for grant funds provided by Gene and Jerry Jones Family Foundation and Ryan to complete their efforts by presenting project proposals to Cowboys staff, alumni and Ryan leadership. Projects created by the high school teams include community beautification endeavors, courtyard refurbishments, elementary-focused reading initiatives and more. Through the volunteerism effort, teams complete and execute their project "game plans" with community service "Huddles" across the year. More than 500 student athletes participated in the 2021 program, giving back to their respective schools and communities.



Coach of the Week & NFL Don Shula Coach of the Year

Over the last two decades, the Cowboys have provided more than 325 grants totaling more than \$550,000 to local high school football programs through the Dallas Cowboys Coach of the Week initiative. The team currently partners with Whataburger to honor one high school football coach weekly during the high school season, along with two coaches from early rounds of the playoffs. In 2021, student-athletes nominated their coaches online at DallasCowboys.com to receive a \$2,000 grant for their respective football programs. In 2021, the Dallas Cowboys named South Oak Cliff High School Head Coach Jason Todd as the club's NFL Don Shula High School Coach of the Year nominee from the pool of Coach of the Week candidates. Todd was selected for his character, integrity, leadership, dedication to the community, commitment to player protection and on-field success.



Girls Flag Football sponsored by Nike

In 2021, in an effort to promote gender equality in sports and introduce the game of football to a broader audience, the Dallas Cowboys partnered with Nike, NFL FLAG and the NFL Foundation to support the formation of a varsity girls flag football league as a sanctioned sport in Fort Worth ISD (FWISD). The FWISD varsity girls flag football league is one of the first scholastically organized female flag efforts for a public school system in the State of Texas, with a long-term goal of having the sport adopted statewide as a recognized Title IX activity. The inaugural championship tournament was held at AT&T Stadium. FWISD formed 16 teams representing 15 different high schools and had more than 300 girls join the inaugural effort.



Community Camps & Field Days

The Dallas Cowboys work with non-profits and local school districts to host free community camps for those youth who might otherwise have barriers to attend or may need special adaptations to their camp experience. In partnership with Nike, the Dallas Cowboys hosted community camps for students served by St. Philip's School and Community Center, The Salvation Army and Mesquite ISD in the neighborhoods where these children live and play. Campers were provided an authentic Dallas Cowboys Academy experience, t-shirt and goodie bag, as well as lunch courtesy of Papa John's. To demonstrate how adaptable the game of football can be, the club also partnered with Special Olympics and the Texas Lottery for an inclusive Field Day at Ford Center in Frisco that allowed students of all abilities to enjoy the game.



High School Coaching Diversity

The Dallas Cowboys hosted their inaugural High School Diversity Coaching Summit at The Star in Frisco during the team's offseason organized team activities. Presented by Nike, the event offered 20 North Texas high school assistant football coaches an opportunity to discuss professional and personal development topics with Dallas Cowboys coaches and team personnel. The objective of the program is to provide high school assistant coaches with an opportunity to observe, discuss and gain knowledge of coaching at the highest level with the goal of potentially increasing the number of diverse head coaching candidates available to lead high school football programs in North Texas. The attending coaches participated in discussions on scheduling practices and



meetings, setting up a staff, talent evaluation, safety, as well as shared challenges and best practices for leadership both on and off the field.

InSideOut Initiative

The Dallas Cowboys joined the Denver Broncos in 2016 as only the second NFL market to pilot the NFL Foundation's league-wide Character Education effort. Based on the philosophy of former NFL player and nationally recognized coach and author Joe Ehrmann, the InSideOut initiative has now been launched in more than 15 NFL markets. The InSideOut Initiative in Texas has brought together key athletic decision-makers for meetings designed to educate and create a movement, with a goal of creating transformational change at the administrative level that trickles down to student-athletes, parents and communities in a grassroots manner. The Cowboys have partnered with the UIL (University Interscholastic League), the Texas High School Coaches Association, key superintendents, athletic directors and coaches from across Texas to host discussions led by Charlotte Jones and NFL Foundation facilitators. The ongoing effort strives to change the win-at-all-cost philosophy of sports and return in-school athletics to the growth experience needed to create high-character, strong-valued youth. Fort Worth ISD is currently implementing the InSideOut philosophy across all sports, working closely with Ehrmann and ISOL leader Jody Redman to impact student athletes in North Texas.

Youth Coaches Clinic

Before departing for training camp, the Dallas Cowboys coaching staff has made a tradition of hosting a one-day teaching clinic for youth, middle and high school football coaches from across the region. Close to the heart of Jerry Jones, the event allows participants to attend for free and features presentations from each of the Cowboys position coaches, as well as remarks from the Head Coach of the Dallas Cowboys and Mr. Jones himself. Participants receive complimentary breakfast and lunch, team merchandise, information on USA Football and NFL Flag.



Parents Safety Clinic

In partnership with the NFL and USA Football, the Cowboys host an annual Parents Clinic presented by Baylor Scott & White. The free seminar includes a panel featuring valuable information on the safety developments around the game of football, dietary needs and safe play. Parents Clinic panelists traditionally include Dr. Erin Reynolds from Baylor Scott & White, Dr. Lana Frantzen from Dairy MAX and Fuel Up to Play 60, along with a few other Cowboys guests.




NFL Athletic Trainer Program

Through a matching grant opportunity with the NFL Foundation, the Cowboys partner with Arlington ISD to provide certified Athletic Trainers for fall football, spring wrestling, spring soccer and other special athletic events involving Arlington junior high school athletes. Over the course of the 2021-22 school year, certified trainers visited game and practice sites for the schools, detecting and monitoring the treatment of concussions and other sports-related injuries.

Dallas Cowboys Football & Dance Academy

The Dallas Cowboys Football Academy and Dallas Cowboys Cheerleaders Dance Academy provide youth unique opportunities throughout the summer and school year. With specialty position camps as well as three-day summer camps, athletes in grades 2-12 are coached by former NFL players to sharpen their skills and gain experience at all levels. Dancers ages 3-16 can learn dance skills and routines from the current Dallas Cowboys Cheerleaders and experience what it is like to perform as part of the world-famous squad during a halftime performance at a Dallas Cowboys preseason game.




WOMEN'S CAUSES

The Dallas Cowboys champion women and families facing crisis, whether that be an illness like breast cancer or tragedies such as domestic violence or sexual assault. The club empowers female employees and fans to make a difference in the lives of other women through a variety of outreach campaigns that specifically support the team's increasing female fanbase.

Breast Cancer Awareness

The Cowboys partner with Susan G. Komen® to support Breast Cancer Awareness Month in October. The Cowboys feature breast cancer as one of several cancerous diseases during an October home game every year. The special Crucial Catch halftime performance features breast cancer survivors and co-survivors taking the field to form the nationally recognized pink ribbon, surrounded by ribbons supporting other cancer awareness causes.



Star Survivors

In partnership with Susan G. Komen, the Dallas Cowboys host five breast cancer survivors (and Cowboys fans) who had gone above and beyond to give back to others throughout their fight. Together, the women experienced a fun-filled day of watching practice at The Star, a surprise meet and greet with Hall of Famer, Drew Pearson and a facetime call from Charlotte Jones and a shopping spree at Kendra Scott and the Cowboys Pro Shop courtesy of Draft Kings.



Race for the Cure

A key component to the Cowboys partnership with Susan G. Komen is participation in Race for the Cure. Every year the Jones Family Foundation supports the cause by underwriting the registration costs of all full-time Cowboys employees to participate with TEAM COWBOYS in the race. Since 2013 TEAM COWBOYS has been open to all fans and supporters to join. Members of TEAM COWBOYS receive a discount on their registration, a chance to purchase the exclusive TEAM COWBOYS t-shirt and an invitation to attend the Cowboys pre-race rally with complimentary breakfast and prizes.



Domestic Violence and Sexual Assault Platform

The Cowboys have long supported organizations like The Salvation Army and The Family Place that provide immediate shelter, resources and counseling for women and children escaping domestic violence and other crises. Since 2015 the Dallas Cowboys have hosted the “Get in the Game” luncheon to benefit The Gatehouse - a supportive living community on 61 acres in Grapevine, Texas, where women and children can seek longer-term shelter (up to two and a half years) and paths for permanent change.



Ladies First: Breaking Barriers

Celebrating Women's History Month, the Dallas Cowboys and the Character Playbook Program powered by EverFi hosts a virtual panel discussion focused on highlighting influential female figures who are paving the way as “the first” to break barriers and hold prominent roles in the sports industry. Welcomed by Charlotte Jones - Dallas Cowboys Executive Vice President and Chief Brand Officer, the call was moderated by MJ Acosta, the first Afro-Latina on-air host for the NFL Network. Over 1,000 middle school and high school students had the opportunity to hear from Emily Cruz Robbins - The Dallas Cowboys Senior Director of Community Relations and Alumni Affairs, Sam Rapoport - Senior Director, Diversity, Equity & Inclusion for the NFL, Callie Brownson - Chief of Staff for the Cleveland Browns and Ashton Washington - Scouting Assistant for the Chicago Bears, as well as Jones and Acosta on their experiences and advice for the next generation of game changers.



W.I.N. – Women Impact Now Campaign

The Dallas Cowboys W.I.N. initiative started as a retail campaign targeting the club's ever growing female fanbase. Since that time, the W.I.N. effort has become a movement of women helping women to make a difference in our community. The Cowboys W.I.N. team has provided financial assistance to The Salvation Army domestic violence shelter, adopted an apartment at The Gatehouse in Grapevine, volunteered their time with *Unsung Heroes* to install a home school and tutoring space for young girls victimized by human trafficking, organized and hosted a baby shower for pregnant soldiers from Fort Hood, supported breast cancer awareness through Susan G. Komen and much more.



SALUTE TO SERVICE MILITARY OUTREACH

The Dallas Cowboys and NFL take great pride in honoring our nation's military and veterans during Salute to Service campaigns and at other times throughout the year, across multiple locations – at home in the DFW Metroplex, on base at Fort Hood and at other installations in Texas and Oklahoma, at training camp in California and around the world in partnership with the USO.

National Medal of Honor Museum

In 2019 the National Medal of Honor Museum Foundation announced Arlington as the site for the future museum, which will illustrate the historical thread of sacrifice, patriotism and courage that runs through all U.S. military service members, past and present. The National Medal of Honor Museum will also include an education center aimed at character development in our nation's youth. Charlotte Jones, Executive Vice President and Chief Brand Officer for the Cowboys, serves as Chairman of the Board for the Museum. In 2020 the Jones Family announced a historic \$20 million donation to the National Medal of Honor Museum and on March 25th, 2022 National Medal of Honor Day, The National Medal of Honor Museum Foundation (NMOHMF) broke ground on its future home in Arlington, Texas.



Salute to Service Week

In 2021 the Dallas Cowboys hosted a week of various community activations that impacted a different military demographic each day - veterans, active duty soldiers, military spouses, children and more - hosted in Frisco and Arlington. Events consisted of a Character Playbook virtual call, Military Care Package assembly, National Medal of Honor Recipient VIP day and a Baby Shower for 20 military moms-to-be. Salute to Service Week culminated with the Dallas Cowboys nationally televised match-up against the Denver Broncos.



Salute to Service Game

The Cowboys, alongside the NFL, activate an annual Salute to Service campaign honoring members of all six branches of the military, both past and present, each fall. During last November's home game, for the first time since the 1976 season, the Dallas Cowboys wore a red stripe on their helmets to honor our country's armed forces and Medal of Honor recipients. Additionally, the Cowboys and Broncos helmets were adorned with Medal of Honor decals in recognition of the National Medal of Honor Museum, as well as decals depicting the NFL's Salute to Service emblem and the American flag. Former President George W. Bush and First Lady Laura Bush took part in the coin toss alongside Cowboys captains. A national public service announcement to promote the National Medal of Honor Museum project, with National Medal of Honor Museum Honorable Directors, Presidents Bill Clinton, George W. Bush and Barack Obama also debuted on game day - both on FOX and on the video board at AT&T Stadium. Eight Medal of Honor recipients were in attendance at the game and were on the field for ceremonies at halftime along with current representatives of our nation's armed forces.



Military Days at Training Camp

During summer training camp in Oxnard, California, and The Star in Frisco, the Cowboys provide military families of nearby military installations - notably the Naval Base Ventura County at Point Mugu, Fort Hood and the Naval Air Station Joint Reserve Base in Fort Worth - with special opportunities to interact with the team before and after camp practices. Additionally, the Cowboys frequently invite children of military families to participate in special Cowboys youth football and cheerleading camps.



Dallas Cowboys Cheerleaders USO Tours

The world-famous Dallas Cowboys Cheerleaders organization - America's Sweethearts - is completely subsidized by the club for the primary purpose of spreading goodwill on a local, national and international platform. Aside from their obvious game day presence and numerous local community appearances, the Dallas Cowboys Cheerleaders have participated in USO visits to troops stationed overseas in more than 200 locations since their first tour on Christmas Day 1979.



HISPANIC OUTREACH

The Cowboys long history of supporting Hispanic outreach initiatives starts at the very top of the organization. In November 2002, Jerry Jones' appreciation for Hispanic culture earned him the title of "Honorary Mariachi" at the Mariachi Vargas Extravaganza in San Antonio, Texas. The event's organizers selected Jones because of his love of Latin culture, his contributions to education and the diverse fanbase he represents as owner of the Cowboys.

Hispanic Heritage Month

Since 2006 the Cowboys have dedicated one home game annually to celebrating Hispanic Heritage Month (Sept. 15 - Oct. 15) and the rich culture and contributions of their many loyal Hispanic fans. Hispanic Heritage Month games are enriched with elements of Hispanic culture, including presentations of Latin American flags and special plaza performances from Ballet Folklorico Festival dancers and musicians. In 2021 the Dallas Cowboys joined The Salvation Army North Texas in celebrating Hispanic Heritage Month at the Gene and Jerry Jones Family YET Center in Arlington. Students in the after-school program enjoyed a Tex-Mex meal provided by Legends, a Cowboys Piñata, a visit from Rowdy and a virtual Character Playbook call focused on how culture shapes our character and values.



PLAY 60 Hispanic Youth Outreach

During Hispanic Heritage Month and throughout the year, the Cowboys focus several community outreach activities on predominantly Hispanic youth. This year, as part of the team's annual celebration of Hispanic Heritage Month and Play 60 Week, the Dallas Cowboys hosted a virtual Character Playbook LIVE event with former Dallas Cowboy, Joe Looney and Spanish Radio Personality Victor Villalba. Looney and Villalba joined students and athletes of Hispanic heritage in a celebration of culture and community, discussing their heritage and to answer questions about how character has played a role in their professional experiences.



FAN ENGAGEMENT & COMMUNITY OUTREACH

In addition to the five pillars of outreach for the Gene and Jerry Jones Family Foundation - The Salvation Army, youth health and wellness, Salute to Service, Hispanic outreach and women's causes - the Dallas Cowboys support causes important to our fans and partners throughout the year by activating various events and club resources.

Dallas Cowboys Rookie Club

The Dallas Cowboys Rookie Club is an annual outreach initiative designed to introduce the team's newest members to the importance of giving back to the North Texas community. Traditionally, the Rookie Club participates in numerous community service projects and appearances, from school visits and Fitness Zone builds with children, to assisting local food banks and senior citizens in need, to assisting the clients of The Salvation Army.



Hope Lodge Visits with Cowboys Starbot

The Dallas Cowboys launched the team's new telepresence robot with its first visit to the American Cancer Society Gene and Jerry Jones Family Hope Lodge. Nicknamed "Cowboys Starbot," the robot allows Dallas Cowboys players, alumni, cheerleaders, executives and others to make monthly visits with cancer patients and their caregivers currently staying at the care facility.



Taste of the Cowboys

Hosted annually by Cowboys players and alumni, the Taste of the Cowboys tailgate party benefits the North Texas Food Bank. In 2021 the legendary tailgate party was held picnic style inside AT&T Stadium featuring a silent and live auction, live music and culinary creations from over thirty of the area's hottest restaurant chefs. Since the fundraiser's inception in 2005, more than 12 million meals have been provided to hungry North Texas children with event proceeds helping distribute food through the Food Bank's member agencies and feeding programs.



Taste of the Cowboys Challenge

The Taste of the Cowboys Challenge - a youth cooking competition presented by Dairy MAX and supported by Legends Hospitality, Gene and Jerry Jones Family Foundation and Albertsons Tom Thumb - challenges local high school culinary teams to an Iron Chef and Chopped-inspired competition to create a three-course "tailgate themed" meal using ingredients commonly donated to the North Texas Food Bank. The event highlights ways food bank clients can build delicious meals using common pantry items. The student-teams earn grant money for their schools and Albertsons Tom Thumb gift cards to stock their school kitchens. To date, more than \$50,000 have been given in grants to local high school culinary teams.



NFL Draft Day Fan Celebrations

The Dallas Cowboys celebrate their fans throughout the year, but specifically during the spring by hosting three days of fan appreciation celebrations in association with the NFL Draft. The free events include concerts, appearances and autograph opportunities with current players, Legends, cheerleaders and mascot, in addition to sponsor activations, a 5K Fun Run/Walk and community volunteerism activities. In addition to the Draft Day event, the Dallas Cowboys encouraged fans to celebrate the 2022 NFL Draft all weekend long by participating in the Dallas Cowboys Draft Day Virtual 5K presented Baylor Scott & White Health.



Dallas Cowboys Women's Association

The Dallas Cowboys Women's Association - an organization of players, coaches and executive wives and significant others - works on behalf of the team to make a difference in the North Texas community. Since 2008 the group has raised nearly \$600,000 for local non-profits, including the SPCA of Texas, Family Gateway, The Gatehouse at Grapevine, Nexus Recovery Center and more. Traditionally, the Women's Association joins Gene Jones, Charlotte Jones and Cowboys players each year in serving an early Thanksgiving Day meal at The Salvation Army; hosts a "Christmas of Giving" for women and children who have escaped domestic violence at The Family Place; raises awareness for breast cancer screening; and visits with sick children at Texas Scottish Rite Hospital for Children.

Dallas Cowboys Legends

The Cowboys celebrate the team's storied history by integrating the team's former players into their year-round community outreach and game day experience at AT&T Stadium. The Dallas Cowboys Legends program encompasses the great tradition that is the Dallas Cowboys into fan engagement, player mentorship, community programming and appearances. Dallas Cowboys Legends are an extension of the larger NFL Legends Community, a program of NFL Player Engagement, which works to raise awareness for the resources, tools and benefits available to all members, past and present, of the NFL family, creating a lifelong network and support system for all NFL players.



FOUNDATION OF SUPPORT

In addition to the outreach of the Gene and Jerry Jones Family Foundation, the Dallas Cowboys work closely with the NFL Foundation and the Gene and Jerry Jones Family Arlington Youth Foundation to make an impact on the North Texas community. The additional foundation assistance provides specialized programming in the areas of art education, social justice, youth health and wellness, youth football and more.

Gene and Jerry Jones Family Arlington Youth Foundation

As part of their commitment to the City of Arlington, Texas - home of AT&T Stadium - the Jones Family has pledged to donate \$16.5 million over 33 years to organizations supporting Arlington youth through the Gene and Jerry Jones Family Arlington Youth Foundation. The foundation's mission is to enhance the quality of life for Arlington youth by funding programs and facilities dedicated to football and athletics, health and wellness, education and the arts through matching grants. In 2021 the Arlington Youth Foundation awarded \$50,000 to the Arlington Independent School District in support of the AISD Back to School Kickoff, held at AT&T Stadium. The annual event provides backpacks, supplies and other support to 10,000 Arlington children in need. The 2021-22 school year also continued the AISD Fifth Grade Art Program at AT&T Stadium, wherein traditionally all Arlington ISD fifth grade students receive the opportunity to view the Dallas Cowboys Art Collection over the course of the year for free, courtesy of The Jones Family. More than 25,000 AISD fifth and eighth graders have taken art tours of AT&T Stadium since the program's start in 2015.



NFL Foundation

In December 2012, NFL Commissioner Roger Goodell appointed Cowboys Executive Vice President and Chief Brand Officer Charlotte Jones as chair of the NFL Foundation - the first woman to ever lead the charitable foundation of a major sports league. In this position, Jones oversees what was formerly NFL Charities and the NFL Youth Football Fund and its awarding of more than \$23 million in grants annually to support youth and high school football programs, player health and safety efforts and community outreach initiatives. Visit NFLfoundation.org to learn more.



Cowboys Class Acts

Cowboys Class Acts honors DFW teachers that constantly encourage, lead and strive for excellence in the classroom.

Cowboys NFL Draft Day Fan Appreciation Party

Every spring, the Dallas Cowboys host a fan appreciation event which corresponds with NFL Draft Day. Players and cheerleaders attend to thank fans for their support by signing autographs, posing for photos and celebrating those new team members chosen through the draft process.

Children's Cancer Fund Fashion Show

Each spring, Dallas Cowboys players walk the runway in the annual Children's Cancer Fund Fashion Show chaired by Roger Staubach and Troy Aikman. The players serve as celebrity escorts for youth-models who have been stricken with cancer.

Dallas Cowboys Kickoff Luncheon

An annual luncheon offering fans the first official look at the Dallas Cowboys regular season squad which benefits Happy Hill Farm Academy and Home - a residential school for at-risk children - and home of the Dallas Cowboys Ed Block Courage House.

Dallas Cowboys Rookie Club

A program designed to introduce rookie team members to the importance of community service. Entering its 21st season, rookie players have participated in monthly charity visits over the last 20 years to various non-profit organizations serving children and adults.

Holiday Hospital Visits

Under the enthusiastic guidance of Gene Jones, who serves as a member of the board of trustees for Children's Medical Center Dallas, the entire Cowboys team has conducted annual Christmas visits to local children's hospitals in each of the past 30 years. The holiday visitation program, which involves not only every player, but also the Dallas Cowboys Cheerleaders, extends to four different hospitals throughout Dallas and Fort Worth.

Make-A-Wish

The Cowboys partner with Make-A-Wish to host children with life-threatening illnesses and their families each week of the season. The children are invited to tour The Star, watch practice and meet their favorite Cowboys players before coming to AT&T Stadium to be the team's special pregame sideline guest at a home game.

My Cause My Cleats

My Cause My Cleats is an annual, league-wide campaign that encourages players to pick a cause that is important to them and represent their chosen organization on custom designed cleats during a designated week of the regular NFL season.

NFL Draft-A-Thon

A three-day virtual "Draft-A-Thon" fundraiser which pays tribute to healthcare workers and first responders - including raising funds for the work being done to combat the impact of COVID-19.

PLAY 60

The national youth health and wellness campaign of the NFL and its 32 clubs. PLAY 60 encourages kids to eat nutritiously and get 60 minutes of physical activity in each day. A variety of programming and events fall under the PLAY 60 platform, including Fuel Up to Play 60, the PLAY 60 Challenge, NFL PLAY 60 FITNESSGRAM with The Cooper Institute and the annual Hometown Huddle PLAY 60 event.

Salute to Service

Salute to Service is a year-round effort across the NFL to Honor, Empower, and Connect our nation's service members, veterans and their families. Annually, the Cowboys honor military veterans and active duty members throughout Salute to Service week in a variety of ways as part of the Salute to Service campaign.

Star Scholars Program

The Star Scholars program powered by Reliant, recognizes six deserving DFW student-athletes for their leadership, determination and commitment to athletics, academics and the community with a \$10,000 scholarship to kickstart their college careers.

Taste of the Cowboys

Benefits the North Texas Food Bank, raises money to provide hundreds of thousands of meals to hungry children in North Texas, hosted by current and former players.

The Salvation Army Angel Tree

Cowboys players, coaches and front office staff annually participate in The Salvation Army Angel Tree program - an opportunity to adopt underprivileged children during the Christmas holiday to purchase gifts which they might not otherwise receive.

The Salvation Army Early Thanksgiving Meal

Due to the team's traditional Thanksgiving Day football game, the Dallas Cowboys annually serve an "early" Thanksgiving Day meal to underprivileged men, women and children at The Salvation Army Carr P. Collins Social Service Center. In 2012 the team added a second location to their outreach and also served clients at The Salvation Army's Mabee Social Service Center in Fort Worth.

The Dallas Cowboys – A Championship Tradition

SUPER BOWL CHAMPIONSHIPS		SUPER BOWL APPEARANCES		POSTSEASON VICTORIES		POSTSEASON APPEARANCES	
New England Patriots.....6	New England Patriots.....11	New England Patriots.....37	Green Bay Packers.....35	Green Bay Packers.....36	Green Bay Packers.....36	Green Bay Packers.....35	Green Bay Packers.....35
Pittsburgh Steelers.....6	DALLAS COWBOYS.....8	Green Bay Packers.....36	DALLAS COWBOYS.....34	Pittsburgh Steelers.....36	Pittsburgh Steelers.....36	DALLAS COWBOYS.....34	DALLAS COWBOYS.....34
DALLAS COWBOYS.....5	Pittsburgh Steelers.....8	Pittsburgh Steelers.....36	Pittsburgh Steelers.....33	Pittsburgh Steelers.....36	Pittsburgh Steelers.....36	Pittsburgh Steelers.....33	Pittsburgh Steelers.....33
San Francisco 49ers.....5	Denver Broncos.....8	DALLAS COWBOYS.....35	New York Giants.....32	San Francisco 49ers.....34	San Francisco 49ers.....34	New York Giants.....32	New York Giants.....32
Green Bay Packers.....4	San Francisco 49ers.....7	San Francisco 49ers.....34	Cle./St/LA Rams.....31	San Francisco 49ers.....34	San Francisco 49ers.....34	Cle./St/LA Rams.....31	Cle./St/LA Rams.....31
New York Giants.....4	Green Bay Packers.....5	Los Angeles Rams.....26	Minnesota Vikings.....31	Los Angeles Rams.....26	Los Angeles Rams.....26	Minnesota Vikings.....31	Minnesota Vikings.....31
Denver Broncos.....3	Miami Dolphins.....5	Oak/LA/LV Raiders.....25	Indianapolis Colts.....29	Oak/LA/LV Raiders.....25	Oak/LA/LV Raiders.....25	Indianapolis Colts.....29	Indianapolis Colts.....29
Oak/LA/LV Raiders.....3	New York Giants.....5		New England Patriots.....28			New England Patriots.....28	New England Patriots.....28
Washington Football Team.3	Oak/LA/LV Raiders.....5		Philadelphia Eagles.....28			Philadelphia Eagles.....28	Philadelphia Eagles.....28
	Washington Commanders.....5		Chicago Bears.....27			Chicago Bears.....27	Chicago Bears.....27
			San Francisco 49ers.....27			San Francisco 49ers.....27	San Francisco 49ers.....27

POSTSEASON GAMES		MOST CONSECUTIVE POSTSEASON APPEARANCES		CONSECUTIVE WINNING SEASONS		ALL-TIME REGULAR SEASON WINNING PCT.	
DALLAS COWBOYS.....64	New England Patriots (2009-19).....11	DALLAS COWBOYS (1966-85).....20	New England Patriots (2009-19).....11	DALLAS COWBOYS (1966-85).....20	Green Bay Packers.....0.573	DALLAS COWBOYS.....0.572	Green Bay Packers.....0.573
Pittsburgh Steelers.....63	DALLAS COWBOYS (1975-83).....9	New England Patriots (2001-19).....19	DALLAS COWBOYS (1975-83).....9	Oakland Raiders (1965-80).....16	New England Patriots.....0.563	DALLAS COWBOYS.....0.572	New England Patriots.....0.563
Green Bay Packers.....61	Indianapolis Colts (2002-10).....9	San Francisco 49ers (1983-98).....16	Indianapolis Colts (2002-10).....9	Chicago Bears (1930-44).....15	Chicago Bears.....0.562	DALLAS COWBOYS (1966-73).....8	Chicago Bears.....0.562
New England Patriots.....59	DALLAS COWBOYS (1966-73).....8	Green Bay Packers (1934-47).....14	DALLAS COWBOYS (1966-73).....8	Green Bay Packers (1934-47).....14	Baltimore Ravens.....0.560	Pittsburgh Steelers (1972-79).....8	Baltimore Ravens.....0.560
San Francisco 49ers.....56	Pittsburgh Steelers (1972-79).....8		Pittsburgh Steelers (1972-79).....8		Miami Dolphins.....0.553	Los Angeles Rams (1973-80).....8	Miami Dolphins.....0.553
Los Angeles Rams.....53	Los Angeles Rams (1973-80).....8		Los Angeles Rams (1973-80).....8			San Francisco 49ers (1983-90).....8	
Minnesota Vikings.....51	San Francisco 49ers (1983-90).....8		San Francisco 49ers (1983-90).....8				

44 Seasons of .500-or-better		34 Postseason Appearances		25 Division Titles		16 NFL/NFC Championship Game Finalist		8 NFC Championships		5 Super Bowl Championships	
1965	1992	1966	1991	1966	1992	1966	1992	1970	1992	1971	1992
1966	1993	1967	1992	1967	1993	1967	1993	1971	1993	1977	1993
1967	1994	1968	1993	1968	1994	1970	1994	1975	1995		1995
1968	1995	1969	1994	1969	1995	1971	1995	1977			
1969	1996	1970	1995	1970	1996	1972		1978			
1970	1998	1971	1996	1971	1998	1973					
1971	1999	1972	1998	1973	2007	1975					
1972	2003	1973	1999	1976	2009	1977					
1973	2005	1975	2003	1977	2014	1978					
1974	2006	1976	2006	1978	2016	1980					
1975	2007	1977	2007	1979	2018	1981					
1976	2008	1978	2009	1981	2021	1982					
1977	2009	1979	2014	1985							
1978	2011	1980	2016								
1979	2012	1981	2018								
1980	2013	1982	2021								
1981	2014	1983									
1982	2016	1985									
1983	2017										
1984	2018										
1985	2019										
1991	2021										



SBVI

SBXII

SBXXVII

SBXXVIII

SB XXX



PROUD MEMBER OF
#COWBOYSNATION



AT&T IS THE OFFICIAL 5G INNOVATION
PARTNER OF THE DALLAS COWBOYS



Lite



THE ONLY BEER OF
THE COWBOYS

CELEBRATE RESPONSIBLY® ©2022 MILLER BREWING CO., FORT WORTH, TX • BEER

