



DRIVEN
BY
DETROIT

2022 MEDIA GUIDE

2022 DETROIT LIONS MEDIA GUIDE



TABLE OF CONTENTS

2022 MEDIA GUIDE

Ford Family	4-7
Front Office	10-25
Coaching Staff	28-64
Player Personnel	66-86
Football Administration	88-95
Football Support Staff	98-103
Staff Directory	104-106
Player Bios	108-268
2021 - Season Statistics	270
Lions Honors	288-311
Records	313
History Book	354-447

NFLONG.COM - ONLINE MEDIA GUIDE

Launched in 2016, the Detroit Lions Media Guide is available through an interactive platform on NFLONG.com. Designed to be a one-stop shop for all users, the website features standard media guide information, weekly game releases, transcripts, in-game player tracking features, statistical reports generated directly from NFL GSIS and more. The site is updated every day and also houses all media information. For questions, please e-mail Greg Maiola (Greg.Maiola@lions.nfl.net).

USERNAME: Your E-Mail | PASSWORD: LionsMedia



EAMONN REYNOLDS
Director of
Football Communications
Eamonn.Reynolds@lions.nfl.net



SOLOMON WILLIAMS
Senior Manager,
Football Communications
Solomon.Williams@lions.nfl.net



GREG MAIOLA
Media Information
Manager
Greg.Maiola@lions.nfl.net



ELLIE CROSS
Football Communications
Assistant
Ellie.Cross@lions.nfl.net



SYDNEY GIBBS
Football Communications
Intern
Sydney.Gibbs@lions.nfl.net



BRIAN FACCHINI
Chief Communications
& Brand Officer
Brian.Facchini@lions.nfl.net



DRIVEN
BY
DETROIT

2022 MEDIA GUIDE
FORD FAMILY



SHEILA FORD HAMP

PRINCIPAL OWNER AND CHAIR

On June 23, 2020, **Sheila Ford Hamp** succeeded her mother, Martha Firestone Ford, as Principal Owner and Chair of the Detroit Lions. From 2014-19, Mrs. Hamp served as one of the team's vice chairs during her mother's ownership.

Mrs. Hamp carries the Ford Family's proud legacy that was first established by her father, William Clay Ford, who passed away on March 9, 2014, after serving as the sole owner of the franchise for 50 seasons (1964-2013). Mr. Ford's ownership grew into a deeply-rooted family tradition that now includes multiple generations of the Ford Family.

At the end of the 2020 season, Mrs. Hamp, with the assistance of President and CEO Rod Wood, Chief Operating Officer Mike Disner and Special Assistant to President/CEO and Chairperson Chris Spielman, laid out a clear vision for the organization. With the goal of establishing the Lions as a workplace built on a collaborative culture, the search for new leadership resulted in the arrival of Brad Holmes and Dan Campbell.

Holmes was named executive vice president and general manager on January 14, 2021 after spending 18 seasons with the Los Angeles Rams (2003-20) in a variety of roles, including most recently director of college scouting. That same week, Campbell, a former tight end with 22 years of NFL experience, including 11 as a coach and 11 as a player, was named the team's new head coach. These key hires, born from Mrs. Hamp's vision for a culture of communication, collaboration and innovation, have helped lay a foundation for success across the Lions organization that will continue to grow heading into the 2022 season.

With a new head coach and general manager solidified, Mrs. Hamp helped elevate the Lions to the national spotlight in her second year as Principal Owner and Chair as she paved the way for two major organizational announcements. At the 2022 NFL Annual Meeting, it was announced that the Lions were selected for the NFL's premier behind-the-scenes television series *Hard Knocks*, which will provide an inside look at Lions Training Camp this summer through collaboration with NFL Films and HBO. Days later, Detroit was announced as the host city for the 2024 NFL Draft.

"Needless to say, this is a great day for us," Hamp said of the NFL Draft coming to Detroit. "It represents a lot of hard work on the part of the Lions and the part of The Detroit Sports Commission and Mayor Mike Duggan. I think it will be huge



for our wonderful city to showcase itself. It's been a city that is sometimes overlooked or disparaged for certain reasons. But we all know better, those of us who are there. All the wonderful things that are happening there. So, we're very excited to show the world what we're all about."

This past spring, Mrs. Hamp and Wood also unveiled a new organizational leadership structure that included the hiring of two new senior positions in Brian Facchini, Chief Communications and Brand Officer, and Lindsay Versteegen, Chief People and Diversity Officer. The revamped leadership team has since set out to begin establishing long-term goals for the Lions that focus on football and organizational excellence, fan engagement, brand reputation and stadium experience.

During her first year as Principal Owner and Chair, Mrs. Hamp created a Culture Task Force that was designed to improve organizational culture through enhanced employee engagement, alignment and openness. The work of the Task Force, which included an employee-wide survey to address areas of improvement, led to Mrs. Hamp establishing various sub-committees that now allow employees to strategize and achieve work solutions together across the Allen Park and Ford Field offices.

Mrs. Hamp's hands-on approach to leading the Lions also extends to the league level. In February 2021, she participated in the NFL's Women's Careers In Football Forum, where she, along with Cleveland Browns Managing and Principal Partner Dee Haslem, led a "From Firsts To The Future" panel discussion with young women about breaking into careers in professional football. She also serves on the NFL's Fan Engagement and Major Events Committee.



At the age of five, Mrs. Hamp, the second of four children, began attending Lions games at Briggs (Tiger) Stadium and Lions Training Camp at Cranbrook School in Bloomfield Hills, Mich. As a teenager, her love of the Lions and knowledge of the game of football would impress many, including then NFL Commissioner Pete Rozelle. Now as Principal Owner and Chair, Mrs. Hamp focuses that love, knowledge and commitment to the team that has been part of her family for decades.

Beyond her involvement with the Lions, Mrs. Hamp and her husband, Steve, are very active in numerous community and charitable organizations. She is on the board of the Purple Rose Theatre Company in Chelsea, Mich. Mrs. Hamp also is a Trustee Emeritus of the Board of The Henry Ford. In addition, she is the Chair of the Board for Detroit Lions Foundation, and serves on the boards for the Edsel and Eleanor Ford House and USA Football.

Mrs. Hamp was a member of the ground-breaking group of students who were in the first class of women to graduate from Yale University where she earned her Bachelor of Arts degree. While at Yale, she played varsity tennis and earned Major Y honors during her college career. Following her graduation from Yale, she earned her Master of Arts degree in teaching and early childhood education from Boston University.

Sports have always been an integral part of Mrs. Hamp's life. In addition to her accomplishments as a college tennis player, she competed as a junior tennis player at the national level and won a Michigan state tennis title at age 17. She also coached youth soccer for more than 10 years in her current hometown of Ann Arbor, where she and her husband, Steve, raised their family.



FORD FAMILY

BOARD OF DIRECTORS AND OWNERS/VICE CHAIRS

The unique relationship between the Ford Family and The Detroit Lions...

... goes all the way back to 1934, the very first season the Lions ever played in Detroit, when William Clay Ford attended his first Lions game with his father, Edsel Ford.

In 1963, Mr. Ford would purchase the Lions and become sole owner, and over the past six decades the passion and love Mr. Ford had for the Lions was shared with his wife, Martha, their children and grand-children. Upon Mr. Ford's passing in 2014, the Lions remained in the family as Mrs. Ford assumed majority ownership, and in 2020 she was succeeded by her daughter, Sheila Ford Hamp.

Mrs. Hamp is supported directly by her three siblings, Martha Ford Morse, William Clay Ford Jr. and Elizabeth Ford Kontulis, each of whom respectively serve as owner/vice chair and on the board of directors. All four children are members of the Board of Trustees for the Detroit Lions Foundation.

The vice chairs' involvement with the Lions dates back to when they also attended games during their childhood. Years later, they now remain deeply devoted, along with their mother, to overseeing and governing the Lions with one primary goal in mind -- to bring Detroit a Super Bowl title.

The Ford Family continues the legacy left by Mr. Ford to support the city of Detroit and the state of Michigan with transformative philanthropy, while also establishing the Lions organization as exemplary on and off the field.



MARTHA FORD MORSE
OWNER/VICE CHAIR



WILLIAM CLAY FORD JR.
OWNER/VICE CHAIR



ELIZABETH FORD KONTULIS
OWNER/VICE CHAIR





MARTHA FIRESTONE FORD

OWNER/CHAIR EMERITUS


Following six seasons (2014-19) as the Detroit Lions Owner and Chair, **Martha Firestone Ford** now serves as Owner/Chair Emeritus and supports her four children - Principal Owner and Chair **Sheila Ford Hamp**, Owner/Vice Chair **Martha Ford Morse**, Owner/Vice Chair **William Clay Ford Jr.**, and Owner/Vice Chair **Elizabeth Ford Kontulis** - in the organizational leadership of the franchise.

Mrs. Ford succeeded her husband, William Clay Ford, who passed away on March 9, 2014, after serving as the sole owner of the franchise for 50 seasons (1964-2013). Following her husband's passing, Mrs. Ford became the fifth principal owner or syndicate group to own and operate the franchise since it moved to Detroit in 1934.

Along with the entire Ford Family, Mrs. Ford appreciates the unwavering support of Lions fans and knows that winning and bringing a Super Bowl title to Detroit remains the team's primary goal. Beyond success on the field, she desires to deliver one of the best fan gameday experiences in all of sports. Under her ownership, the team made significant investments to Ford Field, including a \$100 million stadium renovation in 2017.

In addition to her contributions to the football team, Mrs. Ford also has made a positive impact in the community. In June 2016, she was honored with the 2016 Zero Tolerance Award from the Detroit Public Safety Foundation at the annual "Women in Blue" banquet for the team's stance on domestic violence. In January 2019, the Lions announced an initial \$600,000 commitment from Mrs. Ford and players toward the launch of Detroit Lions Inspire Change, a new social justice initiative in the City of Detroit. At the end of the 2019 season, Mrs. Ford and players announced an additional wave of funding through grants to nine Metro Detroit organizations. Funds generated for the team's social justice initiative will focus on three community pillars as determined by the players - Scholarship Funding, Social-Educational Programs and Medical Aid/Health Assistance.

In March 2019 as part of the NFL's celebration of its 100th season, Mrs. Ford starred in the NFL Films production A



Lifetime of Sundays, a documentary highlighting the lives of four matriarchs of the NFL family - Mrs. Martha Firestone Ford (Detroit Lions), Mrs. Virginia Halas McCaskey (Chicago Bears), Mrs. Patricia Rooney (Pittsburgh Steelers) and Mrs. Norma Hunt (Kansas City Chiefs). The film debuted at the NFL Annual Meeting before airing on ESPN to a national audience.

Born in Akron, Ohio, Mrs. Ford is the granddaughter of one of America's great automotive industrial icons, Harvey Firestone. She graduated from Vassar College in 1946 with a bachelor's degree. After getting married in 1947, Mr. and Mrs. Ford moved to New Haven, Conn., where Mr. Ford attended Yale. The couple relocated to the Detroit area in 1952 and became active members of the Metro Detroit community.

Mrs. Ford also serves on the board for Detroit Lions Charities and is an Honorary Trustee on The Henry Ford Health System Board of Trustees. She has held leadership positions with many organizations, including The Merrill Palmer Institute, The University Liggett School, and The Children's Home of Detroit. She was also the founder and longtime board member of The Maple Grove Institute.

Along with her four children, Mrs. Ford also has 14 grandchildren and 16 great-grandchildren.





DRIVEN
BY
DETROIT

2022 MEDIA GUIDE
FRONT OFFICE



ROD WOOD

PRESIDENT AND CEO

NFL YEARS: 7

LIONS YEARS: 7

As Detroit Lions Team President and CEO, Rod Wood oversees all football and business operations of the Lions organization and reports directly to Principal Owner and Chair Sheila Ford Hamp. He was originally appointed team president on Nov. 19, 2015.

Following organizational changes at the end of the 2020 season, Wood and Mrs. Hamp set out to establish a new leadership vision for the Lions. On December 15, 2020, Wood welcomed Lions Legend Chris Spielman to a formal role in the organization as Special Assistant to President/CEO and Chairperson. Together, along with Chief Operating Officer Mike Disner, the group began the process of bringing the right general manager and head coach to Detroit.

The thorough search for the Lions' new leadership tandem resulted in the arrival of Brad Holmes and Dan Campbell. Holmes was named executive vice president and general manager on January 14, 2021 after spending 18 seasons with the Los Angeles Rams (2003-20) in a variety of roles, including most recently director of college scouting. That same week, Campbell, a former tight end with 22 years of NFL experience, including 11 as a coach and 11 as a player, was named the team's new head coach.

With the hiring of Holmes and Campbell, the Lions' improved culture of communication, collaboration and innovation will continue to follow the lead of Wood and Mrs. Hamp's vision toward establishing long-term success on and off the field. In May 2022, Wood and Mrs. Hamp unveiled a new organizational leadership structure that included the hiring of two new senior positions in Brian Facchini, Chief Communications and Brand Officer, and Lindsay Verstegen, Chief People and Diversity Officer. The revamped leadership team has since set out to begin establishing long-term goals for the Lions that focus on football and organizational excellence, fan engagement, brand reputation and stadium experience.

With the support from Mrs. Hamp, Wood and the leadership team led the way for two major organizational announcements this past spring. At the 2022 NFL Annual Meeting, it was announced that the Lions were selected for the NFL's premier behind-the-scenes television series *Hard Knocks*, which will provide an inside look at Lions Training Camp this summer through collaboration with NFL Films and HBO. Days later, Detroit was announced as the host city for the 2024 NFL Draft, a project years in the making that Wood called a "momentous" opportunity for the city.

"We're close to most of the NFL cities, close to a lot of the college teams," Wood said. "The draft is kind of the intersection between college football and pro football, so I think there'll be a lot of people traveling because it's going to be easy to get to Detroit. I'm hoping it's going to rival what you've seen in some other cities, hundreds of thousands of people."

Upon his initial hiring, Wood immediately began evaluating all business functions within the Lions and Ford Field. Concurrent with his organizational evaluation, Wood's "everything is on the table" approach to shaping the business affairs of the franchise has made a tangible and positive impact on the business



operations for both the Lions and Ford Field on and off the field.

In his six years, Wood has implemented significant changes that range from day-to-day operations to new branding and has done so guided by a mission to improve the team's competitive financial position, fan engagement and overall customer experience. Wood has strengthened the Lions and Ford Field brands with improved business partnerships and more strategic alliances that positively influence business initiatives and provide necessary financial support to the club's football operations.

In February 2017, Wood unveiled plans for the first major renovation to the Detroit Lions' home stadium, Ford Field, since it opened its doors in 2002. The \$100 million investment incorporated a complete overhaul of the audio and visual experience that features new videoboards as well as a new state-of-the-art sound system. The stadium's premium spaces also received a complete makeover with expanded offerings to fans.

With the fan game-day experience a primary focus for Wood, his team also implemented a significant upgrade to the stadium's Wi-Fi and oversaw the return of a team cheerleading squad for the first time in four decades.

During this time, the team also unveiled a comprehensive rebranding initiative that emphasized the classic colors of Honolulu Blue and Silver. At the forefront of the team's rebranding and perhaps its most visible assets, the Lions' new uniforms, revealed in April 2017, now feature Home, Away, Throwback and Color Rush combinations. In 2021, the team also unveiled a white pant that is now included in the uniform combinations.

Off the field, Wood provided support for an initial \$600,000 commitment from Mrs. Ford and players in 2018 toward the launch of *Detroit Lions Inspire Change*, the team's social justice initiative in the City of Detroit. The initiative has since continued through grants to various Metro Detroit organizations and will remain as part of the team's community footprint in 2022.

Additionally, Wood has worked to improve the team's football infrastructure at the Lions' Allen Park practice facility. Over the past four years, the organization has completely renovated and updated the weight room and practice fields, along with other ongoing facility improvements and branding enhancements.

At the League level, Wood was appointed to and serves on the NFL's Investment Committee. For the eight years prior to his appointment as team president, Wood worked closely with the Detroit Lions organization and the Ford Family in his role as President and CEO of Ford Estates.

From 1999 until his appointment at Ford Estates in 2007, Wood was Executive Vice President of Wealth Management for the Wilmington Trust Company in Wilmington, Del., a \$400 million operation with 17 offices in eight states. Wood directed the company's entire wealth management business nationally, and he managed the personal trust, financial planning, private banking, investment management, family office services and sales functions for the wealth advisory business of Wilmington Trust.

Prior to joining Wilmington Trust, Wood held an executive position with Comerica Bank where he oversaw 12 offices in four states.



Over the years, Wood has been a member on numerous company and non-profit boards. He now serves on the board of trustees and is an officer for Detroit Lions Foundation. He is also a member of the boards for Business Leaders For Michigan, an organization dedicated to making Michigan a Top Ten state for jobs, personal income and a healthy economy; CATCH, an organization dedicated to improving the quality of life for pediatric patients and their families at Children's Hospital of Michigan and Henry Ford Hospital; the Downtown Detroit Partnership, which includes business, philanthropic and government partners that strengthen the city through strategic initiatives and programs; City Year Detroit, an organization that provides in-classroom support that helps students stay in school, become more engaged and perform better academically; as well as the Detroit Sports Organizing Corporation.

Wood graduated from Goodrich (Mich.) High School, and earned a Bachelor of Business Administration degree from the University of Michigan and a graduate degree from the ABA Graduate School of Commercial Banking.

Wood and his wife, Susan, have one daughter, Alison, and a son, Taylor.





BRAD HOLMES

EXECUTIVE VICE PRESIDENT AND GENERAL MANAGER

NFL YEARS: 20

LIONS YEARS: 2

Brad Holmes was named the Lions Executive Vice President and General Manager on January 14, 2021. In his role, he oversees the Lions' football operations and reports directly to Principal Owner and Chair Sheila Ford Hamp and President and CEO Rod Wood.

Holmes joined the Lions after spending the previous 18 seasons with the Los Angeles Rams (2003-2020). In 2013, the Rams elevated Holmes to Director of College Scouting, where he was responsible for overseeing the team's college scouting operations for eight seasons.

Holmes' vision for leading the Lions has so far been founded on a collaborative approach with Head Coach Dan Campbell as the two began reshaping the roster in 2021. Placing an emphasis on players with grit, passion and football character, Holmes has begun the process of acquiring new talent and setting a foundation in his first two years as executive vice president and general manager.

The first month of Holmes' tenure led to a blockbuster trade with the Los Angeles Rams that resulted in the Lions acquiring QB Jared Goff, a 2021 third-round pick and two future first-round draft picks in exchange for QB Matthew Stafford. As the team entered free agency that year, Goff's arrival was met with a veteran group of new players who helped build the culture Holmes was looking for, including LB Alex Anzalone, WR Kalif Raymond, OLB Charles Harris and RB Jamaal Williams. Holmes also strategically arranged another trade with his former team to acquire veteran DL Michael Brockers and re-signed C Frank Ragnow to a multi-year contract extension, rounding out his comprehensive plan to enhance the Lions roster in his first season as the team's top personnel decision-maker.

His first offseason was capped off with one of the NFL's brightest and most productive draft classes, highlighted by the seventh overall pick T Penei Sewell out of Oregon. Sewell started 16 games as a rookie, splitting time between left and right tackle, and became the youngest player in NFL history to start a game at left tackle. WR Amon-Ra St. Brown (fourth round, 112th overall), set the Lions' all-time rookie record for receptions (90) and receiving yards (912), while DL Levi Onwuzurike (second round, 41st overall) and DL Alim McNeill (third round, 72nd overall) emerged as foundational pieces along the defensive line.

With one of the NFL's youngest rosters in 2021, 85 players saw the field for the Lions last season, tied for the third most in the NFL behind the Jets (87) and Titans (91). Ten different Lions rookies started a combined 69 games, and the Lions featured at least one rookie player on 100 percent of offensive snaps in 2021. The leadership from Holmes and Campbell resulted in consistent player development throughout the year, as the Lions finished the season winning three of their final six games of the season - including a 30-12 statement win over the Arizona Cardinals in Week 15 and a 37-30 win over rival Green Bay in Week 18.

In 2022, Holmes re-signed key players Anzalone, Raymond and Harris after each produced career-best seasons within their first year in Detroit. Acquired midway through the 2021 season via waivers, WR Josh



Reynolds also emerged as a big-play receiver and earned a contract extension in 2022. Holmes' top free agent acquisition in 2022 was WR DJ Chark, who signed as an unrestricted free agent after beginning his career as a second-round pick with the Jacksonville Jaguars.

Holmes' 2022 draft class echoed his approach of investing in reliable, gritty players with the selection of DE Aidan Hutchinson (first round, second overall) and WR Jameson Williams (first round, 12th overall). Holmes strategically moved up 20 spots in the first round to acquire Williams, considered by many to be the fastest receiver in the 2022 draft class. Rounding out Holmes' draft class in 2022 was DE Josh Paschal (second round, 46th overall), S Kerby Joseph (third, round), TE James Mitchell (fifth round, 177th overall), LB Malcolm Rodriguez (sixth round, 188th overall), LB James Houston (sixth round, 217th overall) and CB Chase Lucas (seventh round, 237th overall).

During his tenure leading the Rams college scouting department, Holmes helped the Rams capture two NFC West titles en route to three playoff berths and an appearance in Super Bowl LIII. After originally joining the Rams in 2003 as a public relations intern, Holmes transitioned into scouting and spent nearly two decades in a variety of roles within the organization's player personnel department, including NFS scout, area scout, national Combine scout and scouting assistant.

In his previous role, Holmes collaborated with the Rams' personnel directors to improve technological resources and enhance overall scouting procedures. While holding a prominent leadership role in the player personnel department from 2013-20, Holmes helped the Rams achieve a 64-58 record (.524), while having a total of 25 players named to the Pro Bowl during that span. He played an integral role in drafting several key players on the Rams' current roster, including DT Aaron Donald, QB Jared Goff, WR Cooper Kupp and S John Johnson. Holmes was also instrumental in helping the Rams acquire All-Pro CB Jalen Ramsey via trade in 2019.

A Tampa, Fla. native, Holmes graduated cum laude from North Carolina A&T State University in 2002 with a Bachelor of Science in Journalism and Mass Communications and was a four-year letterman for the Aggies at defensive tackle. He was voted team captain and helped A&T win the 1999 Mid-Eastern Athletic Conference and Black College Football National Championship.

Holmes is the son of Melvin Holmes, who played offensive line for the Pittsburgh Steelers from 1971-73, and is also the nephew of former Lions defensive back Luther Bradley (1978 first-round pick). He is married to his wife, Lisa, and together they have two children.



MIKE DISNER

CHIEF OPERATING OFFICER

NFL YEARS: 16

LIONS YEARS: 4

Mike Disner enters his 16th season in the National Football League and his fourth season with the Detroit Lions. In May 2022, he was named the organization's Chief Operating Officer after previously serving as senior vice president of football and business administration. In his current role, Disner assumes responsibilities across both the football and business management, overseeing the team's football operations and football administration, as well as leading the Lions' strategy and revenue teams.

During the 2021 offseason, Disner worked alongside Principal Owner and Chair Sheila Ford Hamp, President and CEO Rod Wood and Special Assistant to President/CEO and Chairperson Chris Spielman to reshape the culture and leadership of the Lions football operation. The group led a broad search that resulted in the hiring of Lions Executive Vice President and General Manager Brad Holmes and Head Coach Dan Campbell. The newly formed group continues to shepherd a new era of success for the Lions organization.

Disner joined the Lions in 2019 with an extensive background in player contract negotiations and NFL salary cap regulations both at the club and League level. During his first two seasons with the club, he served as Vice President of Football Administration and focused on matters pertaining to the club's salary cap management, player contract negotiations and compliance with the NFL Collective Bargaining Agreement. Disner also oversaw the club's analytics efforts and financial strategic planning as it relates to player acquisition and roster construction. In both 2020 and 2021, Disner was honored in *The Athletic's* "NFL 40 Under 40" list.

Prior to joining Detroit, Disner spent six seasons (2013-18) with the Arizona Cardinals as Director of Football Administration. During his time in Arizona, Disner served as the club's lead contract negotiator and a key member of the Cardinals leadership team overseeing the strategic planning and management of the team's salary cap. Disner's role also included serving as the organization's liaison to the NFL Management Council and overseeing the development of technical and analytical initiatives for both the player personnel department and coaching staff.

While in Arizona, Disner worked on key contract extensions with marquee players such as Carson Palmer, Patrick Peterson, Larry Fitzgerald, Chandler Jones and Tyrann Mathieu. Disner also contributed to the rise of the Cardinals under Head Coach Bruce Arians, where the organization won at least 10 games three straight years after the franchise had accomplished the feat just once in the previous 35 years. During the 2014 offseason, Disner was selected to Forbes' "30 Under 30" list, which honors 30 athletes or executives who are 30 years or younger and making a mark in the sports industry.

Prior to joining Arizona, Disner spent four years working at the National Football League Management Council, serving as labor operations manager (2012) and labor operations coordinator (2009-11). In these roles, Disner reviewed all aspects of player contracts while also managing the salary cap process. During this time his team developed new analytic tools to assist clubs in evaluating salary related decision



making.

Disner was instrumental in negotiations that helped cultivate the Rookie Compensation Pool in the League's 2011 Collective Bargaining Agreement, a system that is still used today.

Disner began his NFL career with the New England Patriots in 2007 as a scouting assistant after working as an intern for the Patriots for two summers (2005 and 2006). He was part of New England's personnel staff that helped the team capture the AFC title and an appearance in Super Bowl XLII.

A West Bloomfield, Mich. native, Disner played baseball at Williams College (Mass.) where he earned a degree in Economics. He and his wife, Gail, have two sons, Teddy and Archie.





ALLISON MAKI

CHIEF FINANCIAL AND ADMINISTRATIVE OFFICER

NFL YEARS: 19

LIONS YEARS: 19

Now in her 19th year with the Lions, Allison Maki serves as the Chief Financial and Administrative Officer. Maki originally joined the Lions in 2004 as the director of finance and in 2008, she was promoted to vice president of finance, a position she retained for seven years. Maki was named senior vice president of administration and chief financial officer in 2015.

In her role, Maki oversees the team's finance and accounting functions, information technology, and facility operations at both the Allen Park Practice Facility and Ford Field. She assists in the oversight and management of the organization's key business partners, while serving as the Treasurer for Detroit Lions Charities. Maki has been a presenter at the NFL Women's Career Development Symposium, as well as other local events and is currently one of only nine female chief financial officers in the NFL. She currently serves as a member of the NFL's Club Technology Advisory Board.

A native of Northville, Mich., Maki began her professional career in 1997 with the accounting firm Ernst & Young LLP. She worked at Ernst & Young for seven years, leaving as a manager to join the Lions in 2004. Maki is a graduate of Albion College where she majored in economics and management. She currently serves on the Albion College Board of Trustees. In 2019, she received Albion College's Distinguished Alumni Award. Maki is a member of the American Institute of CPAs and the Michigan Association of CPAs.

Allison and her husband, Ryan, reside in South Lyon, Mich., with twins Colin and Kendall and their mischievous Labrador retriever.





JAY COLVIN

CHIEF LEGAL OFFICER

NFL YEARS: 7

LIONS YEARS: 7

Jay Colvin enters his first season as Chief Legal Officer in 2022. He originally joined the Lions in May 2016 as Senior Vice President of Legal Affairs and General Counsel. He manages all legal matters pertaining to the corporate and business activities of the team, and also serves as corporate secretary for the Lions and Detroit Lions Charities.

Prior to coming on board with the Lions, Colvin was a partner at Bodman, PLC law firm where he practiced law for 27 years. While at Bodman, he acted as an advisor and attorney to the Ford Family for 25 years, including representing the Detroit Lions organization. Beginning his career as a certified public accountant, Colvin's areas of specialty at Bodman were estate and tax planning for high-net-worth families, as well as corporate and partnership taxes.

Additionally, Colvin has extensive experience consulting professional athletes on legal and wealth planning throughout their active and alumni careers including structuring business deals, contracts, charitable contributions and the formation and operation of charitable foundations.

Colvin's professional accolades include being listed on The Best Lawyers in America in the Trusts & Estates practice area since 2012 and named a 2014 "Top Lawyer" by DBusiness magazine. In May 2018, he was also named a member of DBusiness magazine's "Top Corporate Counsel." He currently serves on the Michigan Sports Hall of Fame Board of Directors where he is also the Treasurer and serves as a trustee to several private foundations.

Colvin is a graduate of Wayne State University with a B.S. and a J.D., cum laude; Order of the Coif from the Wayne State University School of Law. He is married with three children.





BRIAN FACCHINI

CHIEF COMMUNICATIONS AND BRAND OFFICER

NFL YEARS: 2

LIONS YEARS: 2

Brian Facchini enters his first full season with the Detroit Lions and his first in the National Football League. In May 2022, he was named Chief Communications and Brand Officer after joining the organization in October 2021 as the team's first Chief Communications Officer. In his current role, Facchini oversees all aspects of team communication, marketing, brand management, game presentation and community relations. He works closely with Principal Owner Sheila Hamp and President and CEO Rod Wood on communications and brand strategy for the Lions.

Prior to joining the Lions, Facchini spent 10 years in various communications leadership roles at Nike Inc. During his time with the global sportswear giant, he led communications efforts across Nike Athletes and Sports Marketing, Nike Global Basketball, and the Jordan Brand. Facchini led strategic communications for the iconic Nike Sports Marketing organization, providing guidance to executives and key global athlete icons as the Senior Director, Global Athletes and Sports Marketing (2021-22). Prior to that he led global communications strategy for Nike Basketball (2016-2021), including the innovative launch of the Nike x NBA partnership and worked closely with key male and female Nike Basketball athletes to promote products and initiatives around the world.

Facchini joined the Jordan Brand in 2011 as Director of Global Communications where he created communications strategy and led all communications for the iconic brand. During a period of unprecedented growth for the brand, Facchini led initiatives around the 30th anniversary of the Air Jordan, global athlete tours and a rebirth of the Jordan Basketball business. He also led communications around Jordan Brand's initial ventures into college football and professional golf.

Facchini began his professional career in the NBA where he held key communications roles for the Oklahoma City Thunder, San Antonio Spurs, and the Portland Trailblazers. He was named Director of Basketball Communications for the Thunder in 2008 and helped the team establish a culture and brand that represented the unique and passionate fan base in Oklahoma. Facchini's team led communications efforts around three future NBA MVPs and both coach and executive of the year winners.

After starting his career as an intern with the Portland Trailblazers in 1997, he held escalating roles with the Blazers before joining the Spurs in 2003. Facchini served as a Basketball Communications Manager with San Antonio, a tenure that saw the team capture the NBA Championship in 2005.

A Portland, Ore. native, Facchini attended Washington State University and Portland State University with a focus on History. He and his wife Summer have two children, Grace and Lucas.





LINDSAY VERSTEGEN

CHIEF PEOPLE AND DIVERSITY OFFICER

NFL YEARS: 2

LIONS YEARS: 2

Lindsay Versteegen enters her second season with the Lions as Chief People and Diversity Officer after coming to Detroit midway through the 2021 season. In her role, Versteegen leads all People and Diversity efforts, working closely with organizational leadership to develop their people and create thoughtful diversity, inclusion, and belonging strategies.

Prior to joining the Lions, Versteegen worked for over a decade in hiring and talent within the technology industry. Most recently she served as Chief People Officer at ShopRunner in Chicago. In that role, she guided changes that made the workplace one of the most diverse and inclusive in the industry. ShopRunner sold to FedEx at the close of 2020.

Versteegen spent four years at Braintree and Venmo from 2013-17, half of that time as part of PayPal, which acquired the companies in 2013. She led Hiring, Talent, and Onboarding for Braintree and Venmo and oversaw the diversity recruitment initiatives, globally, for PayPal.

She is a graduate of the University of Wisconsin-Stevens Point with a B.F.A. in musical theatre. Versteegen has been a guest lecturer at the University of Chicago Booth School of Business with a focus on Talent Strategy. She currently resides in metro Detroit with her husband, Tony, and their two sons, Vincent and Nicholas.





CHRIS SPIELMAN

SPECIAL ASSISTANT TO PRESIDENT/CEO AND CHAIRPERSON

NFL YEARS: 2

LIONS YEARS: 2

Chris Spielman re-joined the Lions in a front office role as Special Assistant to President/CEO and Chairperson in 2021. He played an integral role in the hiring of Executive Vice President and General Manager Brad Holmes and Head Coach Dan Campbell and reports directly to President and CEO Rod Wood.

Spielman was originally drafted by the Lions in the second round (29th overall) of the 1988 NFL Draft following an All-American career as a linebacker at Ohio State. He is Detroit's all-time leader in career tackles with 1,138 and led the Lions defense for eight seasons (1988-95), helping the team to four playoff appearances, two NFC Central titles and a berth in the 1992 NFC Championship Game. He earned four Pro Bowl selections (1989, '90, '91 and '94) and was twice named the team's defensive MVP.

Spielman also spent time with the Buffalo Bills (1996-97), setting a team and personal record with 206 tackles during the 1996 season, and Cleveland Browns (1999).

Spielman entered the field of broadcasting at the conclusion of his playing career with FOX Sports in 1999. He joined ESPN in 2001, where he worked primarily on "ESPN College Football Saturday." He returned to FOX in 2016 as a color analyst for NFL games and spent seven years as an analyst for Lions Preseason TV.

A graduate of Washington High School (Massillon, Ohio) and The Ohio State University, Chris is married to his wife, Carrie, and together they share six adult children.





KELLY KOZOLE

SENIOR VICE PRESIDENT, REVENUE

Kelly Kozole, now in her 21st year with the Lions organization, was named Senior Vice President, Revenue in 2022. Prior to her current role, Kozole served as Senior Vice President of Business Development from 2016-21. She oversees the partnerships, premium, broadcasting, ticketing and events divisions of the Lions organization. Kozole also manages the relationship with the team's food and beverage partner, Levy Restaurants, and the team's retail and ecommerce partner, Fanatics.

Under Kozole's tenure the Detroit Lions business operations have grown exponentially, with a focus on improving the comprehensive Lions fan experience including a rebrand, enhanced gameday and training camp features, the addition of the Detroit Lions Cheerleaders and a \$100 million investment in Ford Field.

In Kozole's first year as the senior vice president of business development, she concentrated on fan feedback to create the DTE Energy Power Hour as an early arrival incentive with food and beverage specials, new activations around the stadium and giveaways, as well as the improvement of fan and traffic communications, all of which have been recognized as an NFL Best Practice.

Kozole led the unveil of the Lions Nike Vapor Untouchable uniforms after a full rebranding that began with the team introducing an updated logo, new logotype and a new proprietary font in 2017. In that same offseason, the team completed an aggressive timeline of updates to The New Ford Field that included larger videoboards, an upgraded sound system, as well as renovated stadium suites and premium club areas, again with the fan experience in mind.

After joining the Detroit Lions in 2002 as Vice President of Events, Kozole has led DLI Entertainment, the team's entertainment division, for the past 16 years. She has secured and promoted many large-scale shows and events at Ford Field, including 10 sold-out Kenny Chesney concerts, three sold-out Taylor Swift concerts, the 2003 Basketbowl, WrestleMania 23, 2008 NCAA Men's Basketball Regionals, 2009 NCAA Men's Basketball Final Four and the 2010 NCAA Men's Ice Hockey Frozen Four. Kozole also implemented and oversees the Quick Lane Bowl, the annual college football bowl game held at Ford Field.

In 2019 Kozole and her husband founded *Don't Forget Morgan*, a 501 c3 foundation created to help their daughter and other children with the rare disease BPAN. The goal is to raise awareness as well as financial support to begin research to find a cure for this extremely rare genetic disease.

A graduate of Michigan State University, Kozole resides in West Bloomfield, Mich. with her husband and children, Morgan and Connor.





EMILY GRIFFIN

SENIOR VICE PRESIDENT, MARKETING AND BRAND

Entering her first season as Senior Vice President, Marketing and Brand, Emily Griffin oversees all brand and consumer marketing operations for the Club including content development, consumer engagement, game entertainment, advertising and promotions.

Griffin led the team's 2017 rebrand, including the redesign and launch of four all-new uniforms. She played an integral role in the strategic planning and execution of a \$100MM renovation to Ford Field the same year.

Griffin joined the Lions in December 2014 as digital media and corporate partnership strategist, tasked with aligning the team's digital, social and mobile platforms, streamlining corporate partner activations in the space and driving digital media revenue. She was promoted to Vice President of Marketing in 2016.

Before entering the NFL, Griffin spent more than three years (2012-2014) with HelloWorld, Inc. in a variety of roles. Most notably, she was account director for the firm's largest client, the Coca-Cola Company, developing and executing digital marketing campaigns for their sports and entertainment partners.

Griffin began her career with Palace Sports & Entertainment in 2008 as a marketing coordinator. She spent 3 seasons in the NBA where the Pistons named her 2009 Corporate Marketing Employee of the Year. She was promoted to account manager in 2011.

While with PS&E, Griffin implemented corporate sponsorships for all of their portfolio properties (Detroit Pistons, The Palace of Auburn Hills, DTE Energy Music Theatre, Meadow Brook Music Festival).

Griffin graduated from Hope College in Holland, Michigan with degrees in Communication and Political Science.





TODD ARGUST

SENIOR VICE PRESIDENT, FACILITIES

Todd Argust enters his ninth season with the Detroit Lions and first as Senior Vice President, Facilities in 2022. In his role, Argust oversees facility operations at both Ford Field and the Allen Park Training Facility. He spent the first eight years with the Lions as the Vice President of Operations after joining the organization in 2014. Prior to Detroit, he spent 14 years with the Cleveland Browns in Stadium Operations. Before Cleveland, he spent time working at Three Rivers Stadium in Pittsburgh, Pa.

Argust was the recipient of the Detroit Lions' President Award in 2017 after successfully managing the \$100 million renovation of Ford Field. He serves on the Employee Engagement Committee and is a board member for the Detroit Public Safety Foundation. Argust also serves as the NFL's Gameday Operations Designee for Ford Field and was the designated Stadium ICO (Infection Control Officer) for the 2020 season.

He has a bachelor's degree in political science from Allegheny College (Meadville, Pa.) as well as a master's degree in sport management from West Virginia University. Argust was an NCAA All-American swimmer and has completed multiple long-distance open water swim races, the most recent being a 5k swim in St Croix in November 2018. He resides in Plymouth, Mich., with his wife Elizabeth, and they have four children.





ASHTON MULLINIX

SENIOR VICE PRESIDENT, STRATEGY AND ANALYTICS

Ashton Mullinix is the Senior Vice President of Strategy and Analytics for the Detroit Lions. For the past nine years, he has served in several different capacities within the NFL at the league and team level.

He started his career working at the NFL headquarters in New York City, where he gained experience in various departments including corporate development, consumer products, and club business development.

After working in the NFL League Office, Ashton transitioned to the Detroit Lions in 2015 to launch the organization's first Business Strategy & Analytics team. In the last seven years, his team has implemented new data-driven processes to better predict business outcomes and improve decision making. Over the years, his role has expanded and now includes leading the Strategy & Analytics, Premium Services, Membership Services, and Group Sales teams. In his current role, Ashton is involved in many high-profile projects within the organization focused on maximizing revenue, automating processes, and personalizing the fan experience.

Outside of work, Ashton recently completed an MBA from the University of Michigan and is a member of the Board of Directors for the University of Michigan School of Kinesiology. In 2020, he was named to Sports Business Journal's "New Voices Under 30."





ELLIOTT KESSLER

VICE PRESIDENT OF FINANCE



TODD LAMBERT

VICE PRESIDENT OF CORPORATE DEVELOPMENT & TICKETING



STEVE LANCASTER

VICE PRESIDENT OF INFORMATION TECHNOLOGY



ROXANNE CAINE

VICE PRESIDENT OF DETROIT LIONS FOUNDATION & COMMUNITY RELATIONS





DRIVEN
BY
DETROIT

2022 MEDIA GUIDE
COACHING STAFF



DAN CAMPBELL

HEAD COACH

NFL YEARS: 13

LIONS YEARS: 2

On Jan. 20, 2021 the Detroit Lions named Dan Campbell the franchise’s new head coach.

Campbell possesses 23 years of NFL experience, including 12 years as a coach and 11 as a player. In his first year as the Lions’ head coach, Campbell helped instill a new culture built on grit, conviction and collaboration on and off the field. Upon arrival, Campbell assembled a proven coaching staff that included several former NFL players that brought a wealth of knowledge and passion to Detroit’s roster.

CAMPBELL'S COACHING BACKGROUND

Detroit Lions	2021-
Head Coach	2021-
New Orleans Saints	2016-20
Assistant Head Coach/Tight Ends	2016-20
Miami Dolphins	2010-15
Interim Head Coach	2015
Tight Ends	2011-15
Coaching Intern	2010

With one of the NFL’s youngest rosters in 2021, 85 players saw the field for the Lions last season, tied for the third most in the NFL behind the Jets (87) and Titans (91). In 2021, 10 different Lions rookies started a combined 66 games, and the Lions featured at least one rookie player on 100 percent of offensive snaps. The leadership from Campbell and the coaching staff resulted in consistent player development, as the Lions finished the season winning three of their final six games of the season – including a 30-12 statement win over the Arizona Cardinals in Week 15 and a 37-30 win over rival Green Bay in Week 18.

In his first year, Campbell, alongside Lions Executive Vice President and General Manager Brad Holmes, emphasized building through the Draft as the foundational identity of the team. With core pieces in T Penei Sewell (first round, seventh overall), WR Amon-Ra St. Brown (fourth round, 112th overall) and DL Alim McNeill (third round, 72nd overall), Campbell and Holmes set out this season to acquire even more talent. In the 2022 NFL Draft, Detroit added two first-round picks in DL Aidan Hutchinson and WR Jameson Williams, as well as six more players to round out the newest draft class.

In addition to re-signing several key pieces from last season, including DL Charles Harris, WR Kalif Raymond, S Tracy Walker, LB Alex Anzalone, WR Josh Reynolds and FB Jason Cabinda, Campbell recruited unrestricted free agents WR DJ Chark, S DeShon Elliott, CB Mike Hughes and LB Chris Board to join this year’s team. At their introductory press conferences, Chark and Elliott echoed what Campbell’s new culture is all about.

“I actually kept up with the Lions last season,” Chark said. “And I appreciated the way that they hustled, and the grit and the way they persevered and went from tying games to winning games to playing better. And I truly appreciated the way that this staff kept that team together and had faith in those guys.”

“It was a slobberknocker,” Elliott said of what he remembers from playing the Lions last season as a member of the Ravens. “(The Lions) played so hard, and I could just tell from that game they love their coaches, by the way they play. They really bought in and love the experience they have in the building.”



Prior to becoming the head coach in Detroit, Campbell most recently served as the assistant head coach/tight ends coach for the New Orleans Saints from 2016 - 2020. During the span of his five-year coaching tenure with New Orleans, the club captured four NFC South division titles, ranked first in the NFL in points scored (2,361), touchdowns (277), net yardage (31,147) and posted the third-most wins (56) in the League.

In 2019, Campbell helped coach TE Jared Cook to a Pro Bowl berth in Cook's first season with the Saints. Cook established a career-high average for yards per reception (16.4) that season under Campbell, while fellow TE Josh Hill posted a career-high 25 receptions for 226 yards and three touchdowns. During the 2017 season, Campbell's group saw three different players make starts at tight end, while still helping produce the NFL's fifth-best rushing offense.

In 2015, Campbell became the Miami Dolphins' interim head coach following organizational changes, where he took over a 1-3 team that had lost three consecutive contests and immediately helped the team win its first two games under his leadership. The Dolphins finished 5-7 under Campbell that season, including a 20-10 win over the New England Patriots in the season finale. Under Campbell, Miami improved eight spots in the NFL's rushing yards per game rankings and saw five Dolphins selected to the Pro Bowl in 2015. Additionally, QB Ryan Tannehill became the first Dolphins signal-caller to pass for at least 4,000 yards in consecutive seasons since Dan Marino (1984-86).

Prior to taking over interim duties with the Dolphins, Campbell was responsible for mentoring Miami's tight ends unit dating back to 2011, after initially joining the Dolphins in 2010 as a coaching intern. In 2014, TE Charles Clay helped pace Campbell's unit with 58 receptions, 605 yards and three touchdowns, while the unit collectively helped pave the way for RB Lamar Miller's first 1,000-yard season.

Campbell entered the NFL coaching ranks following an 11-year playing career with the New York Giants (1999-2002), Dallas Cowboys (2003-05), Detroit Lions (2006-08) and New Orleans Saints (2009). A third-round selection by the Giants in the 1999 NFL Draft, the former tight end appeared in 114 total career games (76 starts) and caught 91 passes for 934 yards and 11 touchdowns. He was a member of the Giants team that appeared in Super Bowl XXXV following the 2001 season. In his first year as a player with the Lions in 2006, Campbell posted career-highs in receiving yards (308), yards per reception (14.7) and touchdowns (four).

As the 28th head coach in franchise history, Campbell is also the fifth former Lions player to be named full-time head coach for the team and the first since Joe Schmidt, who played for Detroit from 1953-65 and served as head coach from 1967-72.

A Clifton, Texas native, Campbell attended Texas A&M, where he was a four-year letterman for the Aggies and majored in agricultural development. Campbell and his wife, Holly, have a son, Cody, and a daughter, Piper.





DUCE STALEY

ASSISTANT HEAD COACH/RUNNING BACKS

NFL YEARS: 12

LIONS YEARS: 2

STALEY'S COACHING BACKGROUND

Detroit Lions	2021-
Assistant Head Coach/RBs	2021-
Philadelphia Eagles	2011-20
Assistant Head Coach/RBs	2018-20
Running Backs	2013-17
Special Teams Quality Control	2011-12

Duce Staley came to Detroit's coaching staff in 2021 in Dan Campbell's first season as head coach. Staley's impact was immediately felt on the running game, helping the Lions reach the most yards per carry (4.42) in a season since 1998, when the team averaged 4.43 yards per rush. Staley's presence left a noticeable mark on RB D'Andre Swift's development with the young running back making meaningful strides in his second season. Under Staley's tutelage in 2021, Swift became the first Lions running back since 2014 to produce 1,000 scrimmage yards in a season.

With Staley's oversight, Detroit's backfield and overall team rushing attack made many contributions to establish itself as a versatile threat. Staley's running back room finished fourth in the NFL with 106 receptions. Additionally, in 2021, Detroit was the only team in the NFL to have nine players record a rush of 20-or-more yards. Prior to the 2021 season, the last NFL team to accomplish the feat was the 1984 Chicago Bears.

After an accomplished 10-year career as a running back in the NFL, Duce Staley entered the coaching ranks in 2010 as a coaching intern with the Philadelphia Eagles. After his coaching internship, Staley was soon hired by then-Eagles Head Coach Andy Reid into a full-time role as a special teams quality control coach in 2011. From that time, Staley earned multiple promotions throughout his 10 seasons on the Eagles coaching staffs, and has built a reputation as a bright, young coach. After two seasons under Reid, Staley was elevated to oversee the running backs in 2013 by new Eagles Head Coach Chip Kelly, who retained Staley for his coaching staff.

In Staley's first season coaching running backs, the Eagles offense reached new heights, setting then franchise records in significant categories such as points, total net yards, touchdowns, passing yards and fewest turnovers. In 2014, apart from fewest turnovers, the Eagles offense went on to break each record respectively, with Staley's unit playing an integral role in the offense's explosiveness.

Staley's mentorship played a key role in the dominance of RB LeSean McCoy during his stint with the Eagles. In 2013, McCoy reached a career high in rushing yards (1,607) and earned first-team All-Pro and Pro-Bowl honors for the second time in his career. McCoy's 2013 success was stamped with him leading the NFL in rushing yards and scrimmage yards (2,146). Both McCoy's rushing yards and scrimmage yards in 2013 set Eagles records as he became the first Eagle since Steve Van Buren in 1947 to lead the League in both rushing and scrimmage yards. McCoy, on several occasions, has publicly attributed his career-best seasons to Staley's mentorship and coaching during their time together in Philadelphia. Under Staley's guidance in 2014, McCoy finished third in the NFL in rushing with 1,319 yards, en route to his second consecutive Pro Bowl berth. In Week 14, McCoy broke Wilbert Montgomery's 30-year-old Eagles



rushing record of 6,538 yards.

Following a transformation to the running backs room in 2015, Staley successfully helped two first-time Eagles tailbacks get quickly acclimated and produce results on the field. Working with Demarco Murray and Ryan Matthews, Staley's tandem of running backs continued to deliver in production. The duo of Murray and Matthews became the first pair of Eagles backs with six-or-more rushing touchdowns in a season since 2003. Matthews finished 2015 ranked fourth in the NFL in yards per carry (5.08).

Following another coaching staff change in Philadelphia in 2016, Doug Pederson saw fit to retain Staley on his staff as well. In just Staley's second season with Pederson in 2017, the rushing attack was a major factor in helping the club secure its first Super Bowl (LII) victory. The Eagles boasted the third overall rushing offense (132.2 ypg) in the NFL en route to their title. The team also owned the NFL's fourth-best rushing average (4.47 ypa) that season. Staley's running backs room consisted of key offensive contributors such as LeGarrette Blount and Jay Ajayi. Under Staley's tutelage, Blount earned the third-most rushing yards (776) by an Eagles running back age 30-or-older. Additionally, Ajayi ranked second among NFL running backs in rushing average (5.83) over the last eight games of the regular season, after being acquired in a trade with the Miami Dolphins in Week 9.

Prior to Detroit, Staley's most recent success with the Eagles included his work with Eagles RB Miles Sanders in 2019. Sanders was named to the PFWA All-Rookie Team after leading all NFL rookies in all-purpose yards (1,641) and scrimmage yards (1,327). His 2019 campaign also set new Eagles records in both rushing yards (818) and scrimmage yards (1,327) for rookies.

Marked by his own career as a powerful, elusive rusher, Staley was a third-round draft selection (71st overall) by the Eagles in 1997 out of South Carolina, where he rushed for 1,852 yards from 1995-96. He was elected to South Carolina's Athletic Hall of Fame in 2012.

Staley played for the Eagles for seven seasons (1997-2003) before finishing his career with the Pittsburgh Steelers from 2004-06. He gained 5,785 yards during his career, including the fifth-most rushing yards (4,807) in Eagles history. He is one of just three players in Eagles history to eclipse 200 rushing yards in a single game (Van Buren and McCoy). Staley also ranks sixth in Eagles history with 7,305 total yards from scrimmage. He was voted as the Eagles offensive MVP three times (1998, '99 and 2002) and earned a Super Bowl XL championship ring with the Steelers in 2005.

Dating back to his playing days, Staley has built a reputation as being active in the community, including his work with the Special Olympics and the First Steps early childhood education program. He launched the Catch 22 foundation to assist single mothers, and in 2003, traveled to Iraq, Kuwait and Qatar as part of the USO Tour to greet U.S. troops stationed abroad.

A Columbia, S.C. native, Staley has five children, Davin, Damani, Dania, King and Steele. He is married to his wife, Maria.





BEN JOHNSON

OFFENSIVE COORDINATOR

NFL YEARS: 11

LIONS YEARS: 4

Ben Johnson was promoted to offensive coordinator in 2022 after spending three seasons with the Lions in multiple roles on the coaching staff. He came to Detroit in 2019, as an offensive quality control coach, and was heavily involved in the passing game during Lions Head Coach Dan Campbell's first season in Detroit.

"I think Ben's a rock star, man," Campbell said. "He's a young guy, but he's kind of gone a little longer, harder road to get to where he's at. He's been around some really good coaches, now, some guys who have coached some pretty good quarterbacks. Just being around Mike Sherman when I was with him down there (in Miami). Joe Philbin, who was with (Aaron) Rodgers. Then he's with (Adam) Gase, who had (Peyton) Manning and those guys. So he understands quarterback play well. He was with Zac Taylor, who was with me in Miami. We were all together there in Miami. So, he understands it well."

In 2020, Johnson helped guide second-year TE T.J. Hockenson to his first-career Pro Bowl after posting 67 receptions for 723 yards (10.8 avg.) and six touchdowns. Hockenson became just the fifth tight end in franchise history to earn Pro Bowl honors and the first since 1999. Among all NFL tight ends, Hockenson ranked in the top five in receiving yards (3rd), receiving 1st downs (3rd) and receptions (4th).

Prior to joining Detroit, he was promoted to the Dolphins wide receivers coach in 2018 where he helped WR Albert Wilson average the second-most yards after catch (12.9) in the NFL and the fifth-highest yards per target (11.2).

In 2017, Johnson helped WR Jarvis Landry catch a Dolphins franchise-record and an NFL-high 112 receptions. Landry also earned Pro Bowl recognition for the third consecutive season and caught a career-high nine touchdown passes.

In Johnson's first season as assistant wide receivers coach in 2016, he helped the Dolphins win 10 games and earn their first playoff berth since 2008. Johnson coached Landry to 94 receptions for 1,136 yards (12.1 avg.) and four touchdowns, earning his second consecutive Pro Bowl selection. Landry's 94 receptions were fourth in single-season Dolphins history and his 1,136 receiving yards were eighth.

From 2013-15 Johnson served as the team's assistant quarterbacks coach and in 2015 was promoted to the tight ends coach during the season. In 2014, Johnson helped QB Ryan Tannehill finish with 4,045 passing yards, joining QB Dan Marino as the only quarterbacks in Dolphins history to surpass 4,000 yards in a season. Tannehill passed for 4,208 passing yards in 2015 and steadily improved his passing

JOHNSON'S COACHING BACKGROUND

Detroit Lions	2019-
Offensive Coordinator	2022-
Tight Ends	2020-21
Offensive Quality Control	2019
Miami Dolphins	2012-18
Wide Receivers	2018
Assistant Wide Receivers	2016-17
Tight Ends	2015
Assistant Quarterbacks	2013-15
Offensive Assistant	2012
Boston College	2009-11
Tight Ends Coach	2011
Graduate Assistant	2009-10



yardage in all four of his NFL seasons with Johnson coaching his position.

In 2012, Johnson started with the Dolphins as an offensive assistant coach and helped an offense that finished fourth in the AFC in rushing touchdowns (15).

Johnson joined the Miami Dolphins after spending three years (2009-11) at Boston College. He spent his final season as tight ends coach after spending his first two seasons as a graduate assistant.

Johnson played four seasons as a quarterback at North Carolina and graduated in 2008 with a B.S. in mathematics and a B.S. in computer science. Johnson and his wife, Jessica, have a daughter, Emory and son, Kennedy.





AARON GLENN

DEFENSIVE COORDINATOR

NFL YEARS: 9

LIONS YEARS: 2

The 2022 season will serve as the second season Aaron Glenn leads the Lions defense. Glenn has more than 25 years of experience in the National Football League including playing, front office and coaching experience.

GLENN'S COACHING BACKGROUND

Detroit Lions	2021-
Defensive Coordinator	2021-
New Orleans Saints	2016-20
Defensive Backs	2016-20
Cleveland Browns	2014-15
Assistant Defensive Backs	2014-15

Despite a young group in 2021, Glenn began his first season in Detroit by helping the team change its identity and narrative. Under his tutelage and extensive history coaching in the secondary, Glenn helped Lions CB Amani Oruwariye set a career-high in interceptions with six.

Prior to Detroit, Glenn was on staff with Lions Head Coach Dan Campbell in New Orleans for five seasons (2016-20), where Glenn was responsible for overseeing the secondary unit.

In 2020, the Saints defense was one of the best in the NFL, finishing fourth in yards allowed per game and fifth in points allowed per game. During his time with the Saints, Glenn's unit was a key contributor to the success of the club's overall defensive accomplishments. With his leadership, Glenn played an integral role in the development of many of the team's top defensive playmakers in the secondary unit such as CB Marshon Lattimore, S Marcus Williams, S Vonn Bell and CB C.J. Gardner-Johnson.

In 2020, New Orleans tied for first in the NFL in interceptions recorded (18), while the defense tied for the third-most (26) total takeaways in the NFL. In 2019, the Saints recorded 13 interceptions, while Glenn's defensive backs accounted for nine of them. By helping develop the defensive secondary to be a versatile group, Glenn's unit also produced 3.0 sacks, six forced fumbles and seven fumble recoveries in 2019. Additionally, he had a helping hand in the growth of Bell, who totaled five fumble recoveries, the most in the NFL in 2019.

While coaching in New Orleans, Glenn helped Lattimore reach three Pro Bowls in his first four seasons (2017-20), as Lattimore led the team with 14 pass defenses in 2019. With Glenn's assistance, Lattimore continued to experience growth in his second NFL season in 2018. Glenn's defensive backs recorded 12 total interceptions, 3.0 sacks, nine forced fumbles and six fumble recoveries, while Lattimore led the team with five solo takeaways and added two interceptions in the NFC Divisional Playoff win over the Eagles. After the Saints acquired CB Eli Apple in the middle of the 2018 season, Glenn helped Apple establish himself in the backend of the defense instantaneously. In 10 games played with the Saints, Apple posted three takeaways.

Under Glenn's tutelage, Lattimore generated a historic rookie season in 2017, where he started in 12 games and lead all NFL rookies with a team-high five interceptions. Lattimore also tied the rookie lead with a team-best 18 pass defenses and became the youngest Saints player to be selected to the Pro



Bowl and the franchise's first AP Defensive Rookie of the Year.

Prior to his time in New Orleans, Glenn served as an assistant secondary coach with the Cleveland Browns from 2014-15. In his first year in Cleveland, Glenn worked with a secondary unit that earned three Pro Bowl nods in S Tashaun Gipson, CB Joe Haden and S Donte Whitner. The 2014 season marked the first time in team history that the Browns had three defensive backs selected to the Pro Bowl. Cleveland led the NFL in opponent passer rating (74.1), completion percentage (57.1) and passe defenses (99). Additionally, the Browns finished second in the NFL with 21 interceptions, the team's highest total since 2008. They also finished ranked fifth in the League in yards per pass attempt (6.44), fifth in red zone defense (46.3) and ninth in points per game (21.1). The Browns defense was the only one in the NFL to have two players with at least 18 pass defenses, as Haden led the team and finished second in the League with 20, while Buster Skrine tied for fourth with 18. During that season, despite missing the final five games, Gipson finished second in the NFL with six interceptions, which were the most by a Brown since 2010.

Prior to Cleveland, Glenn spent two seasons (2012-13) working in the New York Jets front office. He served as a college area scout in 2013 after a season as a pro personnel scout.

Glenn played 15 years in the NFL before joining the personnel and coaching ranks. He was a first-round draft selection (12th overall) by the Jets out of Texas A&M in the 1994 Draft. He started 176 out of his 205 career games played during his time with New York (1994-2001), Houston (2002-04), Dallas (2005-06), Jacksonville (2007) and New Orleans (2008). He earned three Pro Bowl selections during his career, and posted career totals of 661 tackles, 41 interceptions and 167 pass defenses. Glenn scored eight career touchdowns, including six interception returns, a 96-yard kickoff return and a 104-yard return on a missed field goal.

A Humble, Texas native, Glenn earned his bachelor's degree in business management from Texas A&M, where he was a two-time All American, and left the school as his alma mater's all-time leader in pass defenses in a season (20), season punt-return average (19.9) and punt return yards in a game (131).

In 2003, he established the Aaron Glenn Foundation, which supports education and health initiatives for families and children. Glenn and his wife, Devaney, have a son, Aaron II, and two daughters, Tristen and Rheagan.





DAVE FIPP

SPECIAL TEAMS COORDINATOR

NFL YEARS: 15

LIONS YEARS: 2

Dave Fipp joined the Lions coaching staff in 2021 as the special teams coordinator after spending eight seasons (2013-20) with the Philadelphia Eagles in the same role. He has spent more than 20 seasons coaching between the collegiate and NFL levels combined. Fipp began his coaching career in 1998 as the special teams coordinator at Holy Cross. After two seasons at Holy Cross, he was a graduate assistant at Arizona before stints at Cal Poly (2001-03), Nevada (2004) and San Jose State (2005-07) working in defensive coordinator roles.

In Fipp's first season in Detroit, his unit was among the best in the NFL. Despite all NFL teams being a combined 9-for-56 (16.07%) on onside kicks attempts, the Lions were the only team with multiple onside kick recoveries, leading the League with three in 2021. The team's three-of-nine (33.33%) conversion rate marked the most successful onside kick recoveries the Lions have had in a season since at least 1997, when the data began to be tracked.

Fipp's first NFL experience came with the San Francisco 49ers from 2008-10, where he helped P Andy Lee rank third in the League in gross punting yards (12,069), gross punting average (47.1) and net punting yards (10,147) in that span. Lee earned Pro Bowl honors in 2009 after leading the NFC in gross punting yards (4,711), gross punting average (47.6) and net punting yards (4,056). Fipp went on to work with the Miami Dolphins in a similar position coaching special teams from 2011-12.

After earning the special teams coordinator position with the Eagles in 2013, Fipp's unit ranked first in Rick Gosselin's Dallas Morning News special teams ranking in just Fipp's second season as coordinator. The Eagles special teams group finished first in the NFL with a league high of seven special teams touchdowns during the 2014 season.

With Fipp's oversight between 2013-19, the Eagles ranked second in the NFL in special teams touchdowns (12) and total blocks (18). During that time span, the Eagles returned four kickoffs for touchdowns, four punt returns for touchdowns and four blocked punt returns for touchdowns. Additionally, they registered 11 blocked punts and seven blocked kicks.

The Eagles had many standouts on special teams during the 2019 season. LS Rick Lovato earned his first Pro Bowl selection in 2019 after helping K Jake Elliott reach a career-high 84.6% FG percentage and P Cameron Johnston produce top 10 finishes in gross (46.4, 9th) and net (42.3, 8th) punting averages.

FIPP'S COACHING BACKGROUND

Detroit Lions	2021-
Special Teams Coordinator	2021-
Philadelphia Eagles	2013-20
Special Teams Coordinator	2013-20
Miami Dolphins	2011-12
Asst. Special Teams	2011-12
San Francisco 49ers	2008-10
Asst. Special Teams	2008-10
San Jose State	2005-07
Defensive Coordinator	2007
Co-Def. Coord. & Safeties	2005-06
Nevada	2004
Co-Defensive Coordinator	2004
Cal Poly	2001-03
Defensive Coordinator	2002-03
Secondary	2001
Arizona	2000
Graduate Assistant	2000
Holy Cross	1998-99
Special Teams & Secondary	1998-99



Prior to exceptional contributions in 2019, Fipp helped Johnston have a strong 2018 campaign, in which he set single-season team records in both gross (48.2) and net (42.7) punting averages, while ranking third and fourth in the NFL in each category. Fipp had a helping hand in guiding Elliott to a memorable rookie season in 2017, when Elliott converted the longest regular-season (61 yards) and postseason (53 yards) field goals in franchise history. Elliott also kicked the longest field goals (42, 46 yards) by a rookie in Super Bowl history that season in Philadelphia's Super Bowl LII victory.


Fipp played an integral role in helping return specialist, Darren Sproles, earn two consecutive Pro Bowl berths for the 2014 and 2015 seasons. In 2014, Sproles earned All-Pro and Pro Bowl honors for the first time in his career after leading the NFL in punt return average (13.0), punt return yards (506) and punt returns for touchdowns (two). In addition to helping Sproles' breakout campaign in 2014, rookie K Cody Parkey recorded a historical kicking season amongst all-time Eagles rookie en route to Pro Bowl honors. Parkey (150 points) broke Kevin Butler's NFL rookie record and the Eagles all-time record for points scored in a single season, while finishing second in the League in scoring. LS Jon Dorenbos completed the trifecta for Eagles specialists who earned Pro Bowl honors in 2014, earning himself a bid as well under Fipp's coaching.

Sproles followed up the 2014 season by again earning the crown as the League's leader in punt return yards and touchdowns in 2015. The Eagles special teams unit posted the second-highest punt return average (11.4) in the League and added three touchdowns in 2015.

Fipp began his coaching career in 1998 after a playing career at Arizona. A four-year letterman and former walk-on, Fipp played for the Wildcats from 1994-97. He was a leading tackler on special teams as a sophomore in 1995 and started at safety during his final two years with the Wildcats. The Wildcats defense finished as one of the top defensive units in the Pac-10 Conference and ranked 12th nationally in rushing defense.

Raised in San Diego, Calif., Fipp and his wife, Jenny, have two daughters, Ashlee and Lilly, and a son, Tyler.





J.T. BARRETT

OFFENSIVE ASSISTANT

NFL YEARS: 1

LIONS YEARS: 1

J.T. Barrett enters his first season with the Detroit Lions as an Offensive Assistant in 2022, marking his first-career coaching role.

BARRETT'S COACHING BACKGROUND

Detroit Lions	2022-
Offensive Assistant	2022-

Most recently, Barrett spent the 2022 offseason as a quarterback for the Edmonton Elks of the CFL. Prior to Edmonton, he played on the practice squads of the Pittsburgh Steelers (2019-20), Seattle Seahawks (2019) and New Orleans Saints (2018-19).

A native of Wichita Falls, Texas, Barrett played quarterback at Ohio State for four seasons (2014-17).





WAYNE BLAIR

DEFENSIVE QUALITY CONTROL

NFL YEARS: 1

LIONS YEARS: 1

Wayne Blair joins the Lions in 2022 as defensive quality control after most recently working with the team during the 2021 Training Camp as a part of the Bill Walsh Diversity Coaching Fellowship program.

Blair comes to Detroit after serving in numerous high school coaching roles in South Florida over the past 18 years. While coaching in some of the most competitive districts in the nation, Blair won multiple state championships and developed All-State talent.

While serving as head coach at Boyd H. Anderson, Blair mentored future Pro Bowler S Eddie Jackson and NFL player WR Jojo Natson. He also had one collegiate coaching stint at the University of New Haven, where he worked as a graduate assistant for three seasons (2002-04).

Before entering the coaching ranks, Blair was drafted in the first round of the 1999 CFL Supplemental Draft by the Calgary Stampeders. He went on to play linebacker for the Stampeders (1999), Toronto Argonauts (2000) and Montreal Alouettes (1999).

A native of Toronto, Canada, Blair played linebacker at Tulane from 1994-99 and earned his bachelor's degree in sports management. He prepped at St. Thomas Aquinas High School, where he played under the legendary coach George F. Smith. While at New Haven, he also earned his master's degree in labor relations. He and his wife, Elisa, have two sons, Kole and Aiden, who reside in Plantation, Fla.

BLAIR'S COACHING BACKGROUND

Detroit Lions	2021-
Defensive Quality Control	2022-
Bill Walsh Diversity Coaching Training Camp Fellowship	2021
Chicago Bears	2020
Bill Walsh Diversity Coaching Training Camp Fellowship	2020
University School of NSU	2014-17
Defensive Coordinator & Special Teams Coordinator	2014-17
Island Coast High School	2014
Head Coach & Co-Defensive Coordinator	2014
Boyd H. Anderson High	2011-14
Head Coach	2011-14
University School of NSU	2008-11
Co-Defensive Coordinator	2008-11
Blanche Ely High	2007-08
Defensive Coordinator	2007-08
Saint Thomas Aquinas High School	2004-07
Defensive Line	2004-07
University of New Haven	2002-04
Linebackers	2003-04
Graduate Assistant	2002
Saint Thomas Aquinas High School	1999-2002
Assistant Coach	1999-2002





MARK BRUNELL

QUARTERBACKS

NFL YEARS: 2

LIONS YEARS: 2

Mark Brunell joined the Lions to serve as the team’s quarterbacks coach in 2021. Since he concluded his playing career in 2011, he has served as the high school head coach and program director at the Episcopal School of Jacksonville (2013-20), mentor at the NFL Combine, Team Relations Director of the NFL Legends Community and sports analyst on WJXT in Jacksonville, Fla.

BRUNELL'S COACHING BACKGROUND

Detroit Lions	2021-
Quarterbacks	2021-
Episcopal School of Jacksonville	2013-20
Head Coach	2013-20
Providence School (Jacksonville, Fla.)	2012
Assistant Coach	2012

After being selected by the Green Bay Packers in the fifth round (118th overall) of the 1993 NFL Draft out of Washington, Brunell embarked on a 19-year NFL career (1993-2011) with the Packers, Jacksonville Jaguars, Washington, New Orleans Saints and New York Jets. He appeared in 193 career games (151 starts) and completed 2,761-of-4,640 passes (59.5%) for 32,072 yards, 184 touchdowns and 108 interceptions for an 84.0 passer rating. He also added 513 rushing attempts for 2,421 yards (4.7 avg.) and 15 touchdowns.

He made three Pro Bowls in his career, led the NFL with 4,367 passing yards in 1996 and left the Jaguars organization as the franchise leader in career passing attempts (3,616), completions (2,184), yards (25,698) and touchdowns (144). As a starter, he led Jacksonville to two AFC Central division titles and four playoff appearances, and guided Washington to the NFC East crown in 2005. He was the fourth player to be enshrined to the “Pride of the Jaguars,” Jacksonville’s ring of honor.

Brunell served as a backup quarterback and the team’s holder on field goals and extra points with the Saints in 2009, helping New Orleans win Super Bowl XLIV, the first championship in franchise history.

He played five seasons at the University of Washington (1988-92) and was part of the 1991 National Championship team. Brunell also appeared in three Rose Bowls, was the MVP of the 1991 Rose Bowl and was inducted into the Rose Bowl Hall of Fame in 2015.

A native of Santa Maria, Calif., Brunell is married to his wife, Stacy, and has four children, Caitlin, Jacob, Joseph and Luke.





DAVID CORRAO

DEFENSIVE ASSISTANT/OUTSIDE LINEBACKERS

NFL YEARS: 12

LIONS YEARS: 5

David Corrao enters his fifth season with the Lions and his first with the club overseeing a position group, working primarily with the outside linebackers. Prior to 2021, Corrao worked as Detroit's Director of Football Research.

He returned to the NFL coaching ranks in 2018 after spending 2016 as the defensive coordinator at Northern Michigan, followed by a stint at the University of Mississippi in 2017 as a senior player personnel analyst. Corrao began his coaching career in the high school ranks before serving in assistant coach roles at Syracuse (2000-03), Northeastern (2004) and Mississippi (2005-07). He moved into the NFL coaching realm as a defensive quality control coach with the Miami Dolphins in 2008.

Corrao went on to spend eight seasons (2008-15) with Dolphins, where he worked in various roles on the defensive side of the football. In his third season with Miami, Corrao was named assistant linebackers coach in addition to his role as defensive quality control.

In 2010, Corrao helped Dolphins LB Cameron Wake earn his first-career Pro Bowl nomination. In 2012, Dolphins LB Kevin Burnett reached a career-high in tackles (110), in addition to LB Karlos Dansby in 2012 (134 tackles) and LB Dannell Ellerbe in 2013 (101 tackles). Corrao's first two seasons (2010-11) with Miami's linebackers helped propel the group to account for 45.5 of the team's 80 sacks during that span.

Corrao joined the Dolphins after coaching linebackers at Ole Miss in 2007, where he also served as a graduate assistant from 2005-06. At Mississippi, Corrao coached LB Patrick Willis, who went on to become a first-round draft selection by the San Francisco 49ers and the 2007 AP Defensive Rookie of the Year. Prior to Ole Miss, Corrao coached tight ends at Northeastern University in 2004.

Prior to Northeastern, Corrao was on staff at Syracuse where he worked as a graduate assistant from 2000-03, and earned a master's degree in instructional design development and evaluation in 2003. He attended the University of San Diego and was a member of the football team as a freshman in 1992. Corrao went on to earn his bachelor's degree in creative writing from the University of Arizona in 1997. He is a graduate of Trabuco Hills High School in Mission Viejo, Calif.

Corrao and his wife, Trisha, have two daughters, Landry and Shaye, and two dogs, Twyla and Archuccio.

CORRAO'S COACHING BACKGROUND

Detroit Lions	2018-
Defensive Assistant/Outside Linebackers	2022-
Director of Football Research	2018-21
University of Mississippi	2017
Senior Player Personnel Analyst	2017
Northern Michigan	2016
Defensive Coordinator	2016
Miami Dolphins	2008-15
Assistant Linebackers	2011-15
Defensive Quality Control/Asst. Linebackers	2010
Defensive Quality Control	2008-09
University of Mississippi	2005-07
Linebackers	2007
Graduate Assistant	2005-06
Northeastern	2004
Tight Ends	2004
Syracuse	2000-03
Graduate Assistant	2000-03





CAMERON DAVIS

ASSISTANT DEFENSIVE LINE

NFL YEARS: 1

LIONS YEARS: 1

Cameron Davis joins the Lions in 2022 as the team’s assistant defensive line coach, marking his first NFL coaching position.

Davis comes to Detroit after two seasons as the defensive line coach for Lamar University. Prior to Lamar, he spent the 2019 season as a graduate assistant coach at Kentucky, where two of his players ranked among the SEC leaders in sacks and tackles for loss.

Before joining the Wildcats, Davis served as a graduate assistant with Rice University (2017-18) and Texas A&M (2016). He originally entered graduate school at the University of La Verne, where he also coached the defensive line and defensive backs for one season each and served as the equipment manager from 2014-15.

From 2013-14, Davis began his coaching career at Diablo Valley College as an assistant defensive line coach. He spent 2012-13 as a public relations intern with the Oakland Raiders.

Davis is a 2012 graduate Cal State East Bay with a degree in sociology. In 2016, he earned his Masters in Leadership and Management from La Vern. He is married to his wife, BriAnna Davis.

DAVIS' COACHING BACKGROUND

Detroit Lions	2022-
Assistant Defensive Line	2022-
Lamar University	2020-21
Defensive Line	2020-21
University of Kentucky	2019
Graduate Assistant	2019
Rice University	2017-18
Graduate Assistant	2017-18
Texas A&M	2016
Graduate Assistant	2016
University of La Verne	2014-15
Defensive Line	2015
Defensive Backs	2014
Diablo Valley College	2013-14
Assistant Defensive Line	2013-14





BRIAN DUKER

SAFETIES

NFL YEARS: 8

LIONS YEARS: 2

Brian Duker enters his second season on Detroit's coaching staff, and his first season overseeing the team's safeties. Prior to 2022, Duker worked on staff as a defensive assistant, working closely with the secondary unit and team's defensive passing game strategies. Duker came to Detroit after spending the previous three seasons (2018-20) assisting the Baltimore Ravens' defense. He originally joined the Ravens as a defensive staff assistant/coaching analyst in 2018.

DUKER'S COACHING BACKGROUND

Detroit Lions	2021-
Safeties	2022-
Defensive Assistant	2021
Baltimore Ravens	2018-20
Coaching Analyst Defense	2019-20
Def. Staff Asst./Coaching Analyst	2018
San Francisco 49ers	2016
Defensive Analyst	2016
Cleveland Browns	2015
Defensive Intern	2015
University of Missouri	2013-14
Defensive Quality Control	2014
Recruiting Graduate Asst.	2013

In his three seasons with Baltimore, the Ravens allowed the fewest points in the NFL (872), allowed the fewest net yards (14,772), tied for fourth in forced fumbles (45) and were fifth in pass defenses (227). The Ravens won two AFC North division titles and made three playoff appearances in that span and had eight different defensive players earn a Pro Bowl berth. Baltimore's 35 regular season victories were the third-most in the NFL in that span.

Prior to his tenure in Baltimore, Duker spent the 2016 season as a defensive analyst with the San Francisco 49ers and was a defensive intern with the Cleveland Browns in 2015.

Duker's first coaching experience was gained as a defensive graduate assistant at Bryant University in 2011. He then went on to become a recruiting graduate assistant with Missouri in 2013 before becoming a defensive quality control coach at the school in 2014.

A Maryland native, Duker earned his bachelor's degree at Towson University and his MBA from Bryant University.





TANNER ENGSTRAND

TIGHT ENDS/PASSING GAME COORDINATOR

NFL YEARS: 3

LIONS YEARS: 3

Following Lions Head Coach Dan Campbell's first season leading the team, he promoted Tanner Engstrand to tight ends coach and passing game coordinator in 2022.

Engstrand originally joined the Lions coaching during the 2020 season after most recently working as the offensive coordinator for the XFL's DC Defenders. Prior to his stint in the XFL, Engstrand was on staff at the University of Michigan as an offensive analyst.

Prior to joining the Wolverines, Engstrand served in a variety of roles at the University of San Diego for more than 10 seasons, including five seasons as the assistant head coach, seven seasons as the offensive coordinator and nine seasons as the quarterbacks coach.

He began his coaching career in 2005 as a graduate assistant at San Diego, after playing quarterback for San Diego State between 2003-04 and at Grossmont College from 2000-2002 where he earned first team all-conference and academic All-American honors during the 2002 season. Engstrand earned his bachelor's degree in economics from SDSU in 2005 and also earned his master's degree in business administration from the University of San Diego in 2007.

He is married to his wife, Lauren, and they have one daughter, Paislyn and two sons, Wyatt, and Colton.

ENGSTRAND'S COACHING BACKGROUND

Detroit Lions	2020-
Tight Ends/Passing Game Coordinator	2022-
Offensive Quality Control	2021
Offensive Assistant	2020
DC Defenders	2019-20
Offensive Coordinator	2019-20
University of Michigan	2018-19
Offensive Analyst	2018-19
University of San Diego	2005-18
Asst. Head Coach/Off. Coord./QBs	2013-2018
Offensive Coord./Quarterbacks	2011-2012
QBs/Pass Game Coord./RBs	2007-10
Graduate Assistant	2005-06





HANK FRALEY

OFFENSIVE LINE

NFL YEARS: 8

LIONS YEARS: 5

Hank Fraley enters his fifth season with the Lions and his third as the team’s offensive line coach. He originally began his time with the club as the assistant offensive line coach.

In 2021, the Lions added T Penei Sewell with the 7th overall pick of the NFL Draft, marking the second offensive lineman (C Frank Ragnow) the team had selected in the first round since Fraley coached the position in 2018. Additionally under Fraley’s leadership, the offensive line adapted to several injuries throughout the season.

After an injury knocked T Taylor Decker out for the first eight games in 2021, Fraley was instrumental in helping Sewell adjust and start the team’s first eight games at left tackle. In Week 1 vs. San Francisco, Sewell became the youngest player in NFL history to start a game at left tackle (20 years and 202 days). Upon Decker’s return, Sewell completed his rookie season with success playing the second half of the season at right tackle for the offense. Sewell only allowed 5.0 sacks on the season and only 2.0 over the final 12 games he played in 2021.

After also losing Ragnow for the last 13 games of the season, Fraley was significant in preparing C Evan Brown to step in and start 12 games at center for the Lions in 2021, while G Jonah Jackson also made the Pro Bowl as an alternate. The effectiveness of the offensive line unit could be seen each week, as the Lions became the second team in the NFL in 2021 with the most offensive plays with a sixth offensive lineman. Behind Fraley’s offensive line, the Lions became the only team in 2021 to have nine players record a rush of 20-or-more yards. The last NFL team to accomplish the feat prior to 2021 was the 1984 Chicago Bears.

Fraley’s coaching resume includes experience coaching the offensive line at both the NCAA and NFL levels. In 2020, Fraley guided OL Frank Ragnow to his first Pro Bowl appearance. Ragnow was not responsible for allowing a sack in 2020, did not commit a false start, and only had two penalties in 14 games.

In the 2019 season, the O-line assisted four different running backs accumulate at least 200 rushing yards on the season, which was an NFL-high. In Week 7 of 2018, Detroit’s offensive line went on to help put together a season-best 248 rushing yards at the Miami Dolphins, their most in a game since 1997.

Prior to coming to Detroit in 2018, he served as the offensive line coach at UCLA in 2017. He entered the NFL coaching ranks when he was named the assistant offensive line coach for the Minnesota Vikings in

FRALEY’S COACHING BACKGROUND

Detroit Lions	2018-
Offensive Line	2020-
Assistant Offensive Line	2018-19
UCLA	2017
Offensive Line	2017
Minnesota Vikings	2014-16
Assistant Offensive Line	2014-16
San Jose State	2013
Offensive Line	2013
University of San Diego	2012
Offensive Line	2012



2014, where he worked for three seasons (2014-16). While assisting with the offensive line, Fraley helped the unit produce one of the NFL's top rushing attacks in 2015.

With an offense featuring RB Adrian Peterson, the Vikings offensive line paved the way for Peterson to rush for an NFL-leading 1,485 yards in 2015, while the team finished fourth in overall rushing that season. Minnesota's offensive line finished the 2015 season as the only NFL team to have the same starting offensive line in all 16 games.

Prior to joining the Vikings, Fraley served as the offensive line coach at San Jose State in 2013. He began his coaching career in 2012 when he was named the offensive line coach at the University of San Diego.

A former lineman himself, Fraley played 11 seasons in the NFL after entering the League as an undrafted free agent in 2000 out of Robert Morris. He went on to play with the Philadelphia Eagles (2000-05), Cleveland Browns (2006-09) and St. Louis Rams (2010). As a mainstay along the offensive line, he helped Philadelphia win four-consecutive NFC East titles between 2001-04 and reach four-consecutive NFC title games. The Eagles advanced to Super Bowl XXXIX against New England following the 2004 season.

A standout athlete at Robert Morris, Fraley was an All-Northeastern Conference selection from 1997-99, helping his teams win conference titles each season. He had his No. 75 retired by the school in 2001 and became the first Robert Morris alum to play in the Super Bowl. He was enshrined in the school's Hall of Fame in 2006 and honored by the Northeast Conference in 2010.

Fraley and his wife, Danielle, have four sons, Trent, Mason, Travis and Beau, and one daughter, Scarlett.





JETT MODKINS

ASSISTANT SPECIAL TEAMS

NFL YEARS: 3

LIONS YEARS: 2

Jett Modkins joined the Lions as the assistant special teams coach in 2021, after spending the 2020 season with the Denver Broncos as the team’s diversity coaching intern, assisting with offense. Working with Lions Special Teams Coordinator, Dave Fipp, Modkins helped the unit have success in multiple areas.

MODKINS' COACHING BACKGROUND

Detroit Lions	2021-
Assistant Special Teams	2021-
Denver Broncos	2020
Diversity Coaching Intern	2020

Despite all NFL teams being a combined 9-for-56 (16.07%) on onside kicks attempts, the Lions were the only team with multiple onside kick recoveries, leading the League with three in 2021. The team’s three-of-nine (33.33%) conversion rate marked the most successful onside kick recoveries the Lions have had in a season since at least 1997, when the data began to be tracked.

Prior to Denver, Modkins spent the 2019 season as a defensive volunteer coach with Akron University.

Modkins, a native of Chandler, Ariz., played collegiate football at Glendale (Ari.) Community College and Mesa (Ariz.) Community College. He is the son of Vikings running backs coach, Curtis Modkins.





JOHN MORTON

SENIOR OFFENSIVE ASSISTANT

NFL YEARS: 20

LIONS YEARS: 1

John Morton enters his first season with the Lions as senior offensive assistant in 2022 and brings 20 years of NFL coaching experience to Detroit.

Most recently, Morton spent three seasons (2019-21) under head coach Jon Gruden and interim head coach Rich Bisaccia as senior offensive assistant with the Las Vegas/Oakland Raiders. In Las Vegas, Morton helped guide QB Derek Carr to the most prolific passing season by a Raiders quarterback in franchise history as he set a single-season club record with 4,804 passing yards in 2022. Under Morton's tutelage, Carr became one-of-four quarterbacks in the NFL with at least 4,000 passing yards in four-straight seasons from 2019-21.

Morton also tutored two first-time Pro Bowlers in RB Josh Jacobs and TE Darren Waller while in Las Vegas. In 2021, Jacobs became the first rusher in franchise history to tally back-to-back seasons with at least 1,000 rushing yards to start his career, while Waller broke Hall of Fame WR Tim Brown's team record for most receptions in a single season (107).

In 2020, Morton helped oversee one of the most successful offensive campaigns in franchise history. While ranking top 10 in nearly all major offensive categories, Morton assisted the offense in producing a 4,000-yard passer, 1,000-yard receiver and 1,000-yard rusher for the second consecutive season after becoming the first offense to do so in club history in his first season in 2019.

Prior to the Raiders, Morton spent one season as the offensive coordinator under head coach Todd Bowles with the New York Jets in 2017. Under Morton's direction, QB Josh McCown completed a career-best 67.4 percent of his passes, a mark that ranked as the third-highest completion percentage in franchise history. He also helped bolster the wide receiver corps, with WRs Robby Anderson and Jermaine Kearse seeing career years in 2017.

Before joining the Jets, Morton spent two seasons (2015-16) under head coach Sean Payton with the New Orleans Saints as the wide receivers coach. This marked his second stint with the club after serving as offensive assistant/passing game in 2006. In his time overseeing the wide receivers in New Orleans, Saints receivers led the league with a combined 507 receptions and 6,682 yards. In 2016, New Orleans boasted two 1,000-yard receivers in WRs Brandin Cooks and Michael Thomas, despite both having under

MORTON'S COACHING BACKGROUND

Detroit Lions	2022-
Senior Offensive Assistant	2022-
Las Vegas/Oakland Raiders	2019-21
Senior Offensive Assistant	2019-21
New York Jets	2017
Offensive Coordinator	2017
New Orleans Saints	2015-16
Wide Receivers	2015-16
San Francisco 49ers	2011-14
Wide Receivers/Passing Game	2011-14
University of Southern California	2007-10
Offensive Coordinator/Passing Game Coordinator/WRs	2009-10
Passing Game Coordinator/Wide Receivers	2007-08
New Orleans Saints	2006
Offensive Assistant/Passing Game	2006
University of San Diego	2005
Passing Game/Wide Receivers	2005
Oakland Raiders	1997-2004
Tight Ends	2004
Senior Offensive Assistant/Wide Receivers	2002-03
Offensive Quality Control/Wide Receivers	2000-01
Offensive Assistant/Wide Receivers	1998-99
Personnel	1997



three years of experience.

Morton spent four seasons (2011-14) under head coach Jim Harbaugh with the San Francisco 49ers as the passing game/wide receivers coach. During that span, Morton helped WRs Anquan Boldin and Michael Crabtree compile 1,000-yard seasons. Boldin reached the mark in consecutive seasons from 2013-14 as Crabtree led all receivers with 109 yards in the 49ers' Super Bowl XLVII appearance.

Ahead of his tenure with the 49ers, Morton worked for USC for four seasons (2007-10) under head coaches Pete Carroll and Lane Kiffin. He spent his last two seasons in Los Angeles as the Trojans' offensive coordinator/passing game coordinator/wide receivers after originally serving as a passing game coordinator/wide receivers with the team.

In 2005, Morton entered the collegiate ranks as a passing game/wide receivers coach under Jim Harbaugh at the University of San Diego. He mentored QB Josh Johnson to program records in completions (260) and completion percentage (70.1).

From 1997-2004 under head coaches Gruden and Bill Callahan, Morton worked in a variety of roles for the Oakland Raiders in his first stint with the team. During that time, he helped the club earn three consecutive divisional crowns from 2000-02, including a Super Bowl XXXVII appearance in 2002. Morton worked as a tight ends coach in 2004 under head coach Norv Turner after serving as a senior offensive assistant from 2002-03, where he assisted WR Jerry Rice to a campaign of 92 receptions for 1,211 yards and seven touchdowns.

Morton spent the two seasons prior (2000-01) in an offensive quality control/wide receivers role. In 2001, Morton's Hall of Famer WRs Tim Brown and Rice combined for over 170 receptions, 2,400 yards and a total of 18 receiving touchdowns, and were the only teammates in the NFL to both record at least 80 receptions, 1,100 yards and nine touchdowns.

From 1998-99, Morton was tasked with overseeing the offense in the capacity of offensive assistant/wide receivers coach, while spending his inaugural season with the Raiders in the personnel department in 1997 under owner Al Davis.

Before joining the coaching ranks, Morton entered the NFL as an undrafted free agent in 1993, where he spent time on the Los Angeles Raiders' practice squad from 1993-94 and the Green Bay Packers' practice squad in 1993. He also had training camp stints with the Jacksonville Jaguars (1995) and Raiders (1996). Following the NFL, Morton played two seasons (1995-96) for the CFL's Toronto Argonauts and World League's Frankfurt Galaxy (1997).

A native of Rochester Hills, Mich., Morton is a 1997 graduate of Western Michigan, where he played wide receiver for two seasons (1991-92). Morton received All-Mid-American Conference honors with the Broncos after spending two years at Grand Rapids (Mich.) Community College. He and his wife, Shannon, have two daughters, Tierney Rose and Sage Marie.





STEVE OLIVER

OFFENSIVE QUALITY CONTROL

NFL YEARS: 2

LIONS YEARS: 2

Steve Oliver joined the Lions in 2021 after spending the past five seasons coaching at the collegiate level. A former offensive lineman for the University of San Diego, Oliver played for the Toreros from 2011-15, and was coached by current Lions Offensive Line Coach Hank Fraley during the 2012 season. After playing collegiately, Oliver began his coaching career as a graduate assistant at the University of Idaho in 2016 as an offensive assistant, working primarily with the offensive line for two seasons.

OLIVER'S COACHING BACKGROUND

Detroit Lions	2021-
Offensive Quality Control	2021-
San Diego	2020
Tight Ends	2020
Idaho	2018-19
Tight Ends	2019
Director of Operations	2018
Montana State-Northern	2018
Assistant Coach (OL/Run Game/Recruiting)	2018
Idaho	2016-17
Graduate Assistant	2016-17

He went on to become Idaho's director of operations in 2018 and oversaw the day-to-day operations of the program including team travel, logistics, meal planning and community involvement. During the 2018 spring football season, Oliver was named an assistant coach at Montana State-Northern, serving as the offensive line coach, run game coordinator and recruiting coordinator.

In 2019, Oliver was named Idaho's tight ends coach before returning to his alma mater in 2020 to oversee the tight ends. He earned his bachelor's degree in finance in 2016. A native of Chandler, Ariz., Oliver is married to his wife, Abby.





DEON'TAE PANNELL

WCF MINORITY COACHING ASSISTANTSHIP

NFL YEARS: 2

LIONS YEARS: 2

DeOn'tae Pannell enters 2022 as his second season with the Lions as part of the William Clay Ford Minority Coaching Assistantship. In his role, Pannell works closely with Lions Offensive Line Coach Hank Fraley, helping with an offensive line comprised of three first-round picks (Taylor Decker, Frank Ragnow, and Jonah Jackson), in addition to 2021 Pro Bowl Alternate G Jonah Jackson.

PANNELL'S COACHING BACKGROUND

Detroit Lions	2021-
WCF Minority Coaching Assistantship	2021-
Peru State College	2017-20
Defensive Coordinator/Interim Head Coach	2020
Defensive Coordinator	2017-19
Houston Texans	2019
Bill Walsh Intern (Training Camp)	2019
Groves High School (Mich.)	2012-15
Assistant Coach	2012-15

Pannell previously had coaching stints at Peru State College and Birmingham Grove (Mich.) High School. During the 2019 offseason, Pannell worked as a Bill Walsh Minority Coaching intern with the Houston Texans.

A Southfield, Mich. native, Pannell played guard/tackle for Penn State, and helped the Nittany Lions capture the 2008 Big Ten title. He was signed as an undrafted free agent by the New Orleans Saints following the 2012 NFL Draft, but was released prior to the regular season.

Pannell is married to his wife, Valeria, and together they have two daughters, Luna and Nova.





AUBREY PLEASANT

DEFENSIVE BACKS/PASS GAME COORDINATOR

NFL YEARS: 10

LIONS YEARS: 2

The 2022 NFL season marks Aubrey Pleasant's 10th as an NFL coach, and second with the Detroit Lions. With one of the youngest position groups in the NFL in 2021, Pleasant oversaw the responsibility of preparing a young Detroit secondary week in and week out, helping young players developmentally see expedient growth throughout the season. With the additions of undrafted rookies CBs A.J. Parker and Jerry Jacobs, each respective player led all NFL undrafted players in snaps on either offense or defense in 2021. Under Pleasant's mentorship, the young duo was the only duo of 2021 undrafted rookies to play at least 400 snaps on either side of the line of scrimmage (Parker 530, Jacobs 503).

PLEASANT'S COACHING BACKGROUND

Detroit Lions	2021-
Defensive Backs/Pass Game Coordinator	2021-
Los Angeles Rams	2017-20
Cornerbacks	2017-20
Washington Redskins	2013-16
Assistant Defensive Backs	2016
Defensive Quality Control	2013-15
Cleveland Browns	2013
Offensive Staff/Coaching Intern	2013
University of Michigan	2011-12
Assistant Defensive Backs	2012
Defensive Graduate Assistant	2011
Grand Blanc H.S. (Michigan)	2010
Defensive Backs	2010

Both Jacobs and Parker each produced seven pass defenses and a forced fumble. Prior to 2021, the only other undrafted rookie to post multiple pass defenses in a season for Detroit was CB Chidi Iwuoma, who logged two in 2001. Since at least 1999, which is as far back as the data can be traced, Jacobs and Parker became the eighth and ninth undrafted rookies in NFL history to produce a season with at least seven pass defenses and a forced fumble. They also became the first set of teammates to ever do so.

The Detroit secondary finished first amongst NFL teams in 2021 with rookies in the secondary who broke up passes (15), recorded tackles for loss or no gain (10), and forced fumbles (three).

In just CB Amani Oruwariye's third season, Pleasant helped guide Oruwariye to finishing with the third-most interceptions in the NFL in 2021. Despite playing only 14 games, Oruwariye finished with six interceptions, good for the most in a single season by a cornerback who attended Penn State. In 2021, Oruwariye became the first Lions player since 1991 to record at least six interceptions in a season by his third NFL season.

Prior to coming to the Lions, Pleasant spent four seasons (2017-20) as the Los Angeles Rams' cornerbacks coach, his first positional coaching job in the NFL. In that span, Rams cornerbacks ranked second in the NFL in interceptions (28), led the NFL in interception return yards (496), and led the NFL in interceptions returned for touchdowns (five). He helped guide CB Jalen Ramsey to First-Team AP All-Pro honors in 2020, and worked with CB Marcus Peters, who earned First-Team AP All-Pro honors in 2019. Pleasant also played an instrumental role in the development of Rams CB Darious Williams, who joined the club in 2018 after originally signing as an undrafted rookie free agent with the Baltimore Ravens. Williams played at a high level in 2020, his first season as a full-time starter. He went on to record four interceptions in the regular season, and a pick-six in the postseason. In Pleasant's four seasons in L.A.,



the Rams earned two NFC West division titles, three postseason appearances and a berth in Super Bowl LIII.

Prior to his stint in Los Angeles, Pleasant spent four seasons (2013-16) with the Redskins. After serving as an offensive assistant in 2013, he finished his tenure in Washington as a defensive quality control coach. The team won the NFC East in 2015, and in 2016, Pleasant helped LB Ryan Kerrigan earn a Pro Bowl appearance after posting 11.0 sacks.

His first NFL position was as an offensive staff/head coach intern for the Cleveland Browns in 2013 before joining Washington that year. Prior to arriving in Cleveland, Pleasant spent two seasons at the University of Michigan, joining as a defensive graduate assistant in 2011 before becoming the team's assistant defensive backs coach in 2012. In 2011, Michigan led the Big Ten with 29 takeaways and tied for first in the FBS with 20 fumble recoveries. In 2012, Michigan ranked fifth in the FBS by only allowing an average of 169.5 passing yards per game.

Following a playing career as a safety at Wisconsin from 2005-08, Pleasant coached defensive backs at Grad Blanc (Mich.) High School and was a behavioral specialist/special needs teacher in the Flint Community School District.

A native of Flint, Mich., Pleasant earned his bachelor's degree in sociology from Wisconsin and a master's degree in education from Michigan.





ANTWAAN RANDLE EL

WIDE RECEIVERS

NFL YEARS: 4

LIONS YEARS: 2

Antwaan Randle El joined the Lions in 2021 after spending two seasons (2019-20) as an offensive assistant with the Tampa Bay Buccaneers, helping the team capture Super Bowl LV.

RANDLE EL'S COACHING BACKGROUND

Detroit Lions	2021-
Wide Receivers	2021-
Tampa Bay Buccaneers	2019-20
Offensive Assistant	2019-20

In the second half of the 2021 season, Randle El saw his position group make a substantial impact on Detroit's offense. Randle El's work with Lions 2021 fourth-round draft selection, WR Amon-Ra St. Brown, proved instrumental with the rookie's 2021 emergence.

Under Randle El's coaching, St. Brown entered the Lions' record books in multiple categories. St. Brown finished his rookie season with 90 receptions for 912 yards (10.1 avg), both the most for a rookie in Lions history. His 90 catches finished the season for the second-most in the NFL, while he finished fifth amongst rookie in receiving yards. In only his first NFL season, St. Brown had six-straight games with at least eight receptions, the longest streak in team history and the longest for a rookie in NFL history.

During Randle El's tenure in Tampa, Tampa's offense ranked first in passing yards (9,471) and passing touchdowns (75), second in points scored (950), and third in total offense (12,511).

Working primarily with Tampa Bay's wide receivers, he helped WR Mike Evans post consecutive 1,000-yard seasons and guided WR Chris Godwin (1,333) to his first 1,000-yard campaign in 2019. Evans ranked third in the NFL with 21 receiving touchdowns over the 2019-20 seasons and in that same span, Buccaneers wide receivers produced 55 receiving touchdowns, the most by any team's wide receiver corps.

As a player, Randle El originally entered the NFL as a second-round draft selection (62nd overall) with the Pittsburgh Steelers out of Indiana in the 2002 NFL Draft. In nine years split with Pittsburgh and Washington, he appeared in 143 career games (71 starts) and logged 370 receptions for 4,467 yards (12.1 avg.) and 15 touchdowns along with 438 rushing yards, 323 passing yards and six passing touchdowns. Additionally, Randle El added 4,316 yards and six touchdowns on kickoff and punt returns.

In Super Bowl XL, the only Super Bowl to be played at Ford Field, Randle El threw a 43-yard touchdown to WR Hines Ward in the fourth quarter, the final points in Pittsburgh's 21-10 victory over the Seattle Seahawks. The trick play stands as one of the most iconic plays in Super Bowl history.

He entered the NFL following a noteworthy career at Indiana, appearing on the Hoosiers' basketball and baseball teams in addition to starring on the gridiron. Randle El was the 2001 Big Ten Offensive Player of the Year, left college as the FBS' all-time leading rusher for a quarterback, became the first FBS quarterback to account for 7,000 passing yards and 3,500 rushing yards and was the first FBS player



with 40 career passing touchdowns and 40 career rushing touchdowns. The Big Ten's Freshman of the Year Award is named in his honor.

A native of Riverdale, Ill., Randle El was also drafted by the Chicago Cubs in the 14th round of the 1997 MLB Draft.

He is married to his wife, Jaune, and they have six children.





SETH RYAN

ASSISTANT WIDE RECEIVERS

NFL YEARS: 6

LIONS YEARS: 2

Seth Ryan joined the Lions as the team’s assistant wide receivers coach in 2021 after spending the past four seasons (2017-20) with the Los Angeles Chargers, serving as a coaching intern from 2017-18 and an offensive quality control coach from 2019-20.

RYAN'S COACHING BACKGROUND

Detroit Lions	2021-
Assistant Wide Receivers	2021-
Los Angeles Chargers	2017-20
Quality Control/Offense	2019-20
Coaching Intern	2017-18

In his first season in Detroit, Ryan assisted in multiple aspects of the team’s special teams, working closely with gunners and the wide receiver corps. With Ryan’s assistance in the wideouts room, Lions rookie WR Amon-Ra St. Brown saw impressive success in his debut season. St. Brown finished his rookie season with 90 receptions for 912 yards (10.1 avg), both the most for a rookie in Lions history. His 90 catches finished the season for the second-most in the NFL, while he finished fifth amongst rookie in receiving yards. In only his first NFL season, St. Brown had six-straight games with at least eight receptions, the longest streak in team history and the longest for a rookie in NFL history.

During his stint in L.A., Ryan worked primarily with the team’s wide receivers and helped guide WRs Mike Williams and Keenan Allen (three) to 1,000-yard seasons in that span. Allen made the Pro Bowl in all four years working with Ryan and produced a franchise-record 104 receptions in 2019. Allen totaled 403 receptions in that span, the third-most in the NFL, and his 4,780 yards ranked as the sixth-most. He was also one-of-three players to produce three 100-catch seasons in that range.

Ryan was a wide receiver at Clemson from 2013-16 and helped the Tigers win the 2016 College Football Playoff National Championship. The Tigers also won two ACC titles, the Orange Bowl and the Fiesta Bowl over his time there.

The son of former NFL Head Coach Rex Ryan, he is married to his wife, Meg.





KELVIN SHEPPARD

LINEBACKERS

NFL YEARS: 2

LIONS YEARS: 2

The 2022 season will be Kelvin Sheppard’s first season overseeing Detroit’s entire linebackers unit after he joined the Lions in 2021 as the outside linebackers coach. In his first season working primarily with outside linebackers and edge rushers, the club’s edge rushers combined for 110 tackles in 2021. The number marked the third-most tackles among an NFL team’s edge rushers in Sheppard’s first season coaching the group. His unit also combined for 22 tackles-for-loss or no gain, tied for the seventh-most in the NFL among the position group.

SHEPPARD'S COACHING BACKGROUND

Detroit Lions	2021-
Linebackers	2022-
Outside Linebackers	2021
LSU	2020
Lead Defensive Analyst/Director of Player Development	2020

In his first season with the Lions, Sheppard also worked closely with OLB Charles Harris, a player who joined the team as a 2021 free-agent acquisition. In just one season with Sheppard, Harris notched a career-high 7.5 sacks, earning his way to a contract extension through the 2023 season on March 18, 2022. Harris’ 7.5 sacks were the second-most sacks a free agent acquisition has had in his first season in Detroit. His total also tied for the fourth-most sacks a Lions player has had in his first season with the team, while tying for the third-most tackles-for-loss (10) by a Lions linebacker in a single season.

Following his playing career, he joined the LSU football program and served as the team’s director of player development under head coach Ed Orgeron in 2020. Sheppard was tasked with helping players with their academic direction, social development, and overall quality of life.

He was originally selected by the Buffalo Bills in the third round (68th overall) of the 2011 NFL Draft out of LSU and split eight seasons (2011-18) with the Bills, Indianapolis Colts, Miami Dolphins, New York Giants, and Detroit Lions. He appeared in 107 career games (63 starts) and logged 400 total tackles, 3.0 sacks and two interceptions.

Sheppard appeared in 53 games (30 starts) in his career at LSU (2007-10), finishing in the top-10 in school history with 311 tackles. He was an All-SEC selection and team captain as a senior in 2010.

A native of Stone Mountain, Ga., Sheppard has two children; a daughter, Ava, and a son, Miles.





TODD WASH

DEFENSIVE LINE

NFL YEARS: 16

LIONS YEARS: 2

An experienced NFL coach, Todd Wash joined the Lions as the team’s defensive line coach in 2021 following an eight-season stint with the Jacksonville Jaguars, including serving as the team’s defensive coordinator his last five years.

In his five seasons (2016-20) as Jacksonville’s defensive coordinator, the Jags allowed 17,284 net passing yards, the third fewest in the League in that span. The Jaguars tied for fifth in the NFL with 13 defensive touchdowns in that span, had seven players earn 10 total Pro Bowl nods and appeared in the AFC Championship Game following the 2017 season.

With the Jaguars, Wash helped DL Calais Campbell earn three-straight Pro Bowl appearances (2017-19) and post a franchise-record 14.5 sacks in 2017, which was the second-most in the NFL. He also guided CB Jalen Ramsey to First-Team AP All-Pro honors in 2017 and helped DE Josh Allen lead all rookies and set the franchise rookie record with 10.5 sacks in 2019.

Prior to joining the Jags, Wash coached the Seattle Seahawks’ defensive line from 2011-12. In that span, Seattle allowed the lowest passer rating (73.2) and third-fewest points per game (17.5).

Wash entered the NFL coaching world with the Tampa Bay Buccaneers, where he spent four seasons (2007-10), including his last three as defensive line coach.

Before joining the NFL ranks in 2007, Wash embarked on an 11-year college coaching career, working with five different schools in the process. He had two stints (2005-06; 2002-03) as the defensive line coach at his alma mater, North Dakota State, served as the defensive coordinator/linebackers coach at Missouri Southern State in 2004 and worked as Nebraska-Kearney’s defensive coordinator from 2000-01.

He began his coaching career at Fort Lewis College in 1996 as the team’s defensive coordinator and was promoted to head coach/defensive coordinator for three seasons (1997-99).

A two-time All-North Central Conference outside linebacker at North Dakota State, Wash played on two national championship teams with the Bison in 1988 and 1990. He holds two degrees from NDSU, including a bachelor’s degree in physical education and a master’s in athletic administration.

WASH'S COACHING BACKGROUND

Detroit Lions	2021-
Defensive Line	2021-
Jacksonville Jaguars	2013-20
Defensive Coordinator	2016-20
Def. Line Coach/Run Game Coord.	2013-15
Seattle Seahawks	2011-12
Defensive Line	2011-12
Tampa Bay Buccaneers	2007-10
Defensive Line	2008-10
Defensive Quality Control	2007
North Dakota State	2005-06
Defensive Line	2005-06
Missouri Southern State	2004
Defensive Coordinator/LBs	2004
North Dakota State	2002-03
Defensive Line	2002-03
Nebraska-Kearney	2000-01
Defensive Coordinator	2000-01
Fort Lewis College	1996-99
Head Coach/Def. Coord.	1997-99
Defensive Line	1996



Wash and his wife, Darci, have two daughters, Alyssa and Jenae, and one son, Marcus. Darci was an All-America basketball player at NDSU and played on three national championship teams.





MIKE CLARK

DIRECTOR OF SPORTS PERFORMANCE

NFL YEARS: 15

LIONS YEARS: 2

Mike Clark embarks on his 14th NFL season after joining the Lions as the team’s director of sports performance in 2021. His career accolades include being a two-time NFL Strength Coach of the Year (2006, 2010), being inducted into the 2003 USA Weightlifting Hall of Fame as a coach, winning the 1998 Big 12 Conference Strength Coach of the Year, being inducted into the University of Kansas Athletics Hall of Fame in 1996 and being named the College National Strength Coach of the Year in 1993.

In 2020, Clark served as the director of performance programming with the U.S. Air Force Special Warfare at the Lackland Base in San Antonio, Texas.

Clark’s most recent coaching position was as the director of football strength and performance at Trinity University in San Antonio, Texas while also coaching the defensive line in his time there (2017-19).

He leads Detroit’s strength and conditioning efforts along with the team’s nutrition program, with his team consisting of Head Strength and Conditioning Coach Josh Schuler, Director of Sports Science Jill Costanza, Assistant Strength & Conditioning Coach Morris Henry and Director of Performance Nutrition Katherine Hopkins. Under the direction of Lions Head Coach Dan Campbell, Clark and the performance staff create comprehensive, individualized training programs so that players can achieve a high level of success.

Prior to joining Trinity in 2017, Clark served as the head strength and conditioning coach for the Washington Football Team (2015-16), strength and conditioning coordinator for the Chicago Bears (2013-14) and was the head strength and conditioning coach for the Kansas City Chiefs (2010-12) and Seattle Seahawks (2004-09).

In his NFL experience, he helped his teams capture six division championships, helped the Seattle Seahawks reach Super Bowl XL and helped guide RB Shaun Alexander to NFL MVP honors in 2005.

Before joining the NFL ranks in 2004, Clark spent the 1990-2003 seasons with Texas A&M. He served as the Aggies’ head strength and conditioning coordinator from 1990-1999 before becoming the team’s

CLARK’S COACHING BACKGROUND

Detroit Lions	2021-
Sports Performance Coordinator	2021-
Trinity University	2017-19
Director of Football Strength & Performance & D-Line	2017-19
Washington Football Team	2014-16
Head Strength & Conditioning	2014-16
Chicago Bears	2013-14
Strength & Conditioning Coord.	2013-14
Kansas City Chiefs	2010-12
Head Strength & Conditioning	2010-12
Seattle Seahawks	2004-09
Head Strength & Conditioning	2004-09
Texas A&M	1990-2003
Asst. A.D. of Athletic Performance	2000-03
Head Strength & Conditioning	1990-2000
USC	1988-90
Head Strength & Conditioning	1988-90
Oregon	1983-88
Head Strength & Conditioning	1983-88
Kansas	1982-83
Head Strength & Conditioning	1982-83
Wyoming	1981-82
Head Strength & Conditioning	1981-82
Topeka (Kan.) High School	1979-81
Assistant Coach	1979-81



assistant athletic director of athletic performance from 2000-03. Clark worked with Campbell as a student athlete at the school from 1995-98.

Prior to joining the Texas AGM staff, Clark was the head strength and conditioning coach at the University of Southern California (1988-1990), the University of Oregon (1983-1988), the University of Kansas (1982-1983), and the University of Wyoming (1981-1982). His first coaching positions were as an assistant football coach and the head swimming coach at Topeka (Kan.) High School from 1979-1981.

Additionally, Clark taught training techniques and strategies for sustained high-performance of elite soldiers of the U.S. Army's 275th 2nd Ranger Division in 2011. He also served as the Collegiate Strength and Conditioning Coaches Association's (CSCCA) president in 2001 and is a certified USA Weightlifting Level 1 coach.

He played center on the Ottawa (Kan.) football team and graduated with a degree in physical education in 1977.

Clark has been married to his wife, Kris, for 38 years. They have three adult children, Matthew, Joseph, and Alicia.





JILL COSTANZA

DIRECTOR OF SPORTS SCIENCE

NFL YEARS: 2

LIONS YEARS: 2

Jill Costanza enters her second season with the Lions in 2022 as the team's director of sports science, while also adding assistant strength and conditioning to her role. She is a certified strength and conditioning specialist by the National Strength and Conditioning Association (NSCA) and the Collegiate Strength and Conditioning Coaches Association (CSCCa).

COSTANZA'S COACHING BACKGROUND

Detroit Lions	2021-
Director of Sports Science	2021-
Texas	2015-16
Athletic Performance Coach	2015-16

Prior to joining Detroit, she spent the past two years with Guardian Premier Solutions (GPS), a professional training and coaching company, at the Lackland (Texas) Air Force Base. She served as the unit's program manager and focused on utilizing science and technology to optimize human performance, reduce injury and expediate rehabilitation with the Air Force Special Warfare Program (AFSW).

From 2016-19, Costanza worked as a health educator for the U.S. Army at the Fort Hood (Texas) Base. The Army Wellness Center serves to enhance force readiness by leveraging state of the art techniques and equipment. She worked directly with soldiers to conduct fitness and body composition assessments, wrote training programs, utilized biofeedback for stress management and provided sleep and nutrition education.

Costanza served as an athletic performance coach at the University of Texas from 2015-16, was a women's basketball manager at the University of Miami (Fla.) from 2013-14 and was a volunteer sport performance coach at the University of Houston in 2013.

Before working in college athletics, Costanza was a physical education teacher at the Alief Independent School District and a basketball coach at St. Agnes Academy, both located in Houston, Texas.

She received her master's degree in kinesiology and exercise science from Miami (Fla.) in 2015 and a bachelor's in sport and fitness administration/management from Houston in 2004.

Costanza is a native of Houston, Texas.





JOSH SCHULER

HEAD STRENGTH & CONDITIONING

NFL YEARS: 7

LIONS YEARS: 7

Josh Schuler enters his seventh season with the team and third as the Lions' head strength & conditioning coach. Schuler was promoted to the role in 2020.

Since coming to Detroit in 2016, Schuler has also served as the team's strength & power coordinator (2019) and assistant strength & conditioning coach (2016-18). Before coming to the Lions, he worked as a human performance coach at EXOS.

SCHULER'S COACHING BACKGROUND

Detroit Lions	2016-
Head Strength & Conditioning	2020-
Strength & Power Coordinator	2019
Assistant Strength & Conditioning	2016-18
United States Naval Academy	2012-15
Assistant Strength & Conditioning	2012-15
Colorado	2010-12
Assistant Strength & Conditioning	2010-12
Auburn	2008-09
Graduate Assistant	2008-09

Schuler works closely with Director of Sports Performance, Mike Clark, Director of Sports Science, Jill Costanza and Assistant Strength & Conditioning Coach, Morris Henry. Under the direction of Lions Head Coach Dan Campbell, Schuler and the performance staff creates comprehensive, individualized training programs so that players can achieve a high level of success.

From 2012-15, Schuler worked three seasons, along with the spring of 2015, as an assistant strength and conditioning coach for football at the United States Naval Academy. Prior to his stint at Navy, Schuler served as an assistant strength and conditioning coach at the University of Colorado for two years (2010-2012) and worked with the football, track and field, women's tennis and men's golf programs.

Schuler was a graduate assistant strength coach for Auburn University during the 2008-09 seasons, along with the Tigers' 2010 spring practices. A Muscatine, Iowa native, he attended Iowa State University and earned a bachelor's degree in health and human performance. As an undergrad, Schuler was a student intern strength and conditioning coach for Olympic sports for three years (2004-07).

Immediately following his graduation from Iowa State, he interned for five months at the University of Colorado and went on to earn a master's degree in adult education from Auburn.

Schuler married his wife, Jackie, on March 18, 2017. Schuler and his wife welcomed Walker and Adeline Schuler on March 4, 2022.





MORRIS HENRY

ASSISTANT STRENGTH & CONDITIONING

NFL YEARS: 3

LIONS YEARS: 3

Morris Henry enters his third season with the Lions in 2022 as the club’s assistant strength & conditioning coach.

Prior to coming to Detroit, Henry spent four seasons (2016-19) with the Auburn Tigers’ football program as an assistant strength and conditioning coach.

Before his time at Auburn, Henry worked as a graduate assistant at the University of Tulsa, where he trained student-athletes in the football, golf, tennis and throwing programs.

He attended Morehead State University where earned a bachelor’s degree in exercise science and was also a four-year defensive back for the Eagles. As an undergrad, Henry completed an internship at the EXOS training facility in Pensacola, Fla.

Henry is certified in Precision Nutrition Level 1, Functional Range Conditioning (FRC), Reflexive Performance Reset (RPR) Level 1 and 2, and also holds USA-W and CSCS certifications.

HENRY’S COACHING BACKGROUND

Detroit Lions	2020-
Assistant Strength & Conditioning	2020-
Auburn University	2016-19
Assistant Strength & Conditioning	2016-19
University of Tulsa	2015
Graduate Assistant	2015





DRIVEN BY DETROIT

2022 MEDIA GUIDE
PLAYER PERSONNEL



RAY AGNEW, JR.

ASSISTANT GENERAL MANAGER

NFL YEARS: 21

LIONS YEARS: 2

Ray Agnew, Jr. enters his second season with the Lions as assistant general manager after joining the team in 2021. Before coming to Detroit, Agnew spent four years as the director of pro scouting with the Los Angeles Rams. He was a member of the Rams scouting staff for 18 seasons, having previously served as the assistant director of pro personnel.

Agnew assists and consults Executive Vice President and General Manager Brad Holmes with all functions of the player personnel department. In Los Angeles, Agnew was tasked with evaluating all 32 NFL rosters in preparation for free agency and writing advance scouting reports for upcoming opponents. For the draft, he evaluated all players on the Rams' draft board and prepared grades alongside team need analysis for the draft process. Throughout the year, Agnew was also responsible for preparation of potential trade scenarios.

Prior to transitioning to the Rams' personnel department, Agnew spent seven years as director of player development/team pastor with the Rams. He served as a spiritual mentor for players and assisted them with life issues.

Before joining the front office, Agnew spent three seasons with the Rams as a defensive tackle (1998-2000) and was a vital contributor on the field and in the locker room as the Rams won Super Bowl XXXIV in 1999. He totaled 11 seasons in the NFL after being selected in the first round (10th overall) of the 1990 NFL Draft by the New England Patriots out of N.C. State. He played for New England from 1990-94 and with the New York Giants from 1995-97 before joining the Rams as an unrestricted free agent. He totaled 157 career games played and recorded 23.5 sacks, six forced fumbles, five fumble recoveries and one interception.

Agnew currently resides in Birmingham, Mich., with his wife, Katherine. Together, they have three sons that are all involved in the game of football. Ray III is currently a pro scout with the New York Jets, Malcolm is the running backs coach at Sacramento State and Keenan is a graduate student and defensive tackle at Southern Illinois at Carbondale.





LANCE NEWMARK

SENIOR DIRECTOR OF PLAYER PERSONNEL

NFL YEARS: 27

LIONS YEARS: 25

Lance Newmark enters his 27th year in the National Football League and 25th in the Lions Player Personnel department. The 2022 season will be Newmark's first as the Lions Senior Director of Player Personnel, having being elevated to the position after five seasons as Director of Player Personnel.

In his current role, Newmark, 47, helps oversee the department's comprehensive college and pro scouting operations, while evaluating prospects in both areas. Additionally, he assists with the day-to-day management of the Lions roster and the implementation of Executive Vice President and General Manager Brad Holmes' scouting vision throughout the player personnel department.

Newmark works closely with Holmes in all aspects of the Lions scouting effort. He brings over two decades of college scouting experience to the club's NFL Draft process and plays an important role during the annual NFL Free Agency period as well.

Prior to his time as director of player personnel, Newmark spent two years as the club's Director of College Scouting, where he managed the department's evaluation of college talent and collegiate scouting operations in preparation for the 2016 and 2017 NFL Drafts.

During his time with the Lions, Newmark has also served as the club's Assistant Director of College Scouting for seven years, National Scout for three years and as an Area Scout for six years.

His time in Detroit began in 1998, when he assisted the player personnel department with various scouting assignments during the season and in preparation for the 1999 NFL Draft. Newmark was officially hired to the club's scouting staff in May 1999. Prior to joining the Lions, he spent two years with the San Diego Chargers as a Staff Assistant.

Raised in La Mesa, Calif., Newmark played wide receiver for two years at San Diego Mesa College, before transferring to the University of San Diego for one year, where injuries ended his playing career. He holds a degree in social sciences.

Newmark and his wife, Jennifer, have three daughters, Laci, Kendall and Ava.





JOHN DORSEY

SENIOR PERSONNEL EXECUTIVE

NFL YEARS: 32

LIONS YEARS: 2

John Dorsey enters his second season with the Lions after joining the club in 2021. He brings 32 years of NFL experience to Detroit and works closely with all areas of the club's player personnel department.

Before joining the Lions, Dorsey most recently worked for the Philadelphia Eagles as a front office consultant during the 2020 season. Prior to his time in Philadelphia, Dorsey served as general manager for the Cleveland Browns (2018-19) and Kansas City Chiefs (2013-16). Throughout his time in the NFL ranks, he has helped his teams to 19 playoff berths, 11 divisional titles, three conference championships and two Super Bowl wins.

In each season from 2015-18, Dorsey selected a rookie that made a Pro Bowl (CB Denzel Ward in 2018, RB Kareem Hunt in 2017, WR Tyreek Hill in 2016 and CB Marcus Peters in 2015). He also selected QB Baker Mayfield (who set a then-NFL rookie passing touchdown record in 2018), QB Patrick Mahomes (2018 NFL MVP) as well as Pro Bowl TE Travis Kelce.

In his first season with the Browns in 2018, Dorsey built a roster that recorded the best turnaround in team history, posting a 7.5 game-win improvement. In two seasons, he also orchestrated trades for Pro Bowl WR Jarvis Landry, former first-round CB Damarious Randall, All-Pro WR Odell Beckham Jr. and Pro Bowl DE Olivier Vernon.

Dorsey's rosters in Kansas City finished with a 43-21 (.672) record, the fourth-highest winning percentage in the NFL during that span. In 2016, the Chiefs went 12-4, won the AFC West title and finished 6-0 in divisional play. After starting 1-5 in 2015, Kansas City recorded one of the greatest turnarounds in a single season in NFL history as the team won its final 10 regular season games and appeared in the postseason. In his first year with the Chiefs, Dorsey was named the 2013 Executive of the Year by the PFWA after helping the club to an 11-5 record after the team went 2-14 the year prior to his arrival. Each player selected in the first round from Dorsey's five drafts with Kansas City went on to earn Pro Bowl honors.

Eventually spending 21 years as an executive with the Green Bay Packers, Dorsey entered the NFL ranks as a college scout in Green Bay from 1991-96. He then served as the director of college scouting (1997-98, 2000-11) and director of football operations (2012) for the Packers. He also had a one-year stint with the Seattle Seahawks as director of player personnel in 1999.

After being selected by Green Bay in the fourth round of the 1984 draft, Dorsey appeared in 76 career regular season games as a linebacker. He was named a special teams captain and set the Packers' single-season club record with 35 special teams tackles in 1984.

Dorsey played collegiately as a linebacker at Connecticut and was named the Yankee Conference Defensive Player of the Year in his junior and senior seasons. He earned Division I-AA All-America honors



and finished as the conference's all-time leading tackler. He graduated with degrees in economics and political science. A native of Leonardtown, Md., Dorsey is married to his wife, Patricia. Together, they have four children, Bryant, Austin, Jack and Catherine.





DAVE SEARS

DIRECTOR OF COLLEGE SCOUTING

NFL YEARS: 26

LIONS YEARS: 16

After joining the Lions player personnel department as a regional scout in May 2007, Dave Sears enters his 16th season with the club. Sears was named the team's Director of College Scouting in 2019, after spending the previous two seasons as the club's assistant director of college scouting. Prior to Detroit, he spent seven seasons (2000-06) with the Houston Texans.

Prior to his time in Houston, Sears worked three seasons (1997-2000) with the Washington Commanders' scouting department. He started with Washington as an intern in January 1997 and was hired as a scouting administrator in May. Sears was promoted as the Commanders' BLESTO scout in May of 1998. He also spent time interning for the Springfield Falcons in the American Hockey League.

Sears earned a bachelor's degree in sports management from Springfield (Mass.) College and was a four-year linebacker for Springfield's football team. He attended Hauppauge High School in his hometown of Hauppauge, N.Y., and lettered in football, basketball and lacrosse.

Sears is married to his wife, Nancy, and together they have a daughter, Delaine.





ROB LOHMAN

DIRECTOR OF PRO SCOUTING

NFL YEARS: 22

LIONS YEARS: 16

Rob Lohman enters his 16th season with the Lions and was named the club's director of pro scouting in 2019. Lohman worked two seasons (2014-15) as the assistant director of pro personnel before being named the team's assistant director of pro scouting in 2016. He previously spent seven seasons as the team's college scouting coordinator and regional scout.

In his current role, Lohman supervises the pro scouting staff and oversees all pro player evaluation, the advance scouting process, free agency and the daily monitoring of player transactional movement in all professional leagues.

Lohman originally joined the player personnel staff in May 2007 and had a variety of responsibilities in both college and pro scouting, including serving as the team's advance scout during his first season. Previously, Lohman spent six years with the Houston Texans, and was a member of the organization before it began play in the NFL in 2002. From 2004-06, he served as the team's northeast regional scout, and was the team's pro administrator from 2002-03. Additionally in 2003, he handled all team advance scouting duties. Lohman joined the Texans in 2001 as a scouting intern.

Before entering the NFL ranks, he was a graduate assistant at Syracuse University, where he earned his master's degree in higher education. In 1998, Lohman was a special teams and recruiting assistant at Hofstra.

Lohman graduated from the University of South Carolina, where he earned a bachelor's degree in sports management and worked with the Gamecocks' football program as an undergraduate recruiting assistant.

He and his wife, Mari, have a son, Brenden, and two daughters, Katie and Brynn.





MIKE MARTIN

DIRECTOR OF SCOUTING ADVANCEMENT

NFL YEARS: 21

LIONS YEARS: 2

Mike Martin enters his second season with the Lions in 2022 as the team's director of scouting advancement. In his role, he works with the college and pro personnel staffs to enhance the scouting and roster-building processes.

Prior to coming to Detroit, he most recently served as the southwest area scout for the Carolina Panthers from 2018-20.

Martin previously spent 11 seasons with the Houston Texans, serving as the team's assistant director of college scouting in 2017, a national scout from 2015-16 and as a college scout from 2007-14. Before joining Houston, he spent four seasons with the Tampa Bay Buccaneers, joining the team as a pro personnel assistant in 2003, becoming a pro scout in 2004 and spending the 2005-06 seasons as the southeast region and national combine scout. His first NFL position came as an intern with the Tennessee Titans in 2002.

A finalist for the 2003 Male SEC Scholar-Athlete of the Year, Martin played four seasons at Vanderbilt (1999-02) as a defensive back as well as special teams. He graduated cum laude with a bachelor's degree in human and organizational developmental studies in 2002. In 2003, he earned a master's degree in organizational leadership from Vanderbilt.

He and his wife, Cari, have two children, a son, Maddon, and a daughter, Malone.





DON CORZINE

SENIOR ADVISOR, PLAYER PERSONNEL OPERATIONS/STRATEGIC INITIATIVES

NFL YEARS: 9

LIONS YEARS: 2

Don Corzine enters his second season with the Lions as Senior Advisor, Player Personnel Operations/Strategic Initiatives and his ninth season in the NFL.

Prior to Detroit, Corzine most recently spent nine years as Director of Football Operations for the University of Miami Hurricanes. In his role, he was responsible for overseeing the day-to-day operations of the Miami football team including team travel, staff coordination and budget control. Corzine also served on the Advisory Committee for the College Football Playoff in 2020-2021. In addition, he was Director of Football Camps for Head Coaches Mark Richt and Manny Diaz during his tenure.

Previously, Corzine spent seven seasons with the Arizona Cardinals and was named the club's East Coast Scout for his last four years. He joined the NFL ranks in June 2005 as the Cardinals' Northeast Scout and was the Cardinals representative with National Football Scouting.

Corzine served as Director of Football Operations at the University of Connecticut from 2000-05. He was responsible for coordinating team travel, pre-season camp and team housing. Corzine also designed and implemented a recruiting evaluation system while organizing and coordinating clinics and recruiting visits.

Before being named Director of Football Operations for the Huskies, he was an assistant coach and recruiting coordinator for the team from 1999-2000. During his six-year tenure at Connecticut, he also directed the Randy Edsall Football Camp in which he organized and administered housing, budgeting, and scheduling for the camp while also hiring and assigning camp staff.

A native of North Canton, Ohio, Corzine graduated from Indiana University in 1999 with a bachelor's degree in sport management. Following graduation, he worked eight months as a graduate assistant at Ball State University.





BRIAN HUDSPETH

ASSISTANT DIRECTOR OF COLLEGE SCOUTING

NFL YEARS: 22

LIONS YEARS: 5

Brian Hudspeth enters his 22nd NFL season and fifth with the Lions after joining the club in 2018. The 2022 season marks his first as Lions Assistant Director of College Scouting, after serving four years as a National Scout with the organization.

Prior to Detroit, Hudspeth spent nine seasons as a member of the Tampa Bay Buccaneers' personnel department, where he served as a college scout (2009-11, 2014-18) covering the Southwest and Southeast regions. In addition, he worked as the team's national scout (2012-13), where he was responsible for cross-checking the entire country with an emphasis on the Southern half of the United States.

Hudspeth spent five seasons (2004-08) with the Houston Texans prior to joining the Buccaneers. He served as a college scout from 2006-08, covering the Southeast and Southwest regions while cross checking the Mid-Atlantic. Prior to his appointment to that position, he served as a pro and college scouting assistant for Houston from 2004-05. He originally joined the Texans after working for the Atlanta Falcons in the player personnel department for three seasons (2001-03). Working as a scouting intern in 2001, followed by a scouting assistant in 2002, Hudspeth served as a player personnel/football systems analyst through May 2004.

Before joining the NFL, Hudspeth served on the football operations staff at the University of Tennessee from 1998-2001. He was a graduate assistant on the 1998 Volunteers staff that won the first-ever BCS National Championship, 1998 SEC Championship and 1999 Fiesta Bowl with a perfect 13-0 record. As a member of the Volunteers, Hudspeth was also a part of the 2000 Fiesta Bowl and 2001 Cotton Bowl. He arrived at Tennessee after spending the 1996-97 seasons as an intern assistant coach at Petal (Mississippi) High School.

A New Albany, Miss., native, Hudspeth earned his master's degree from the University of Tennessee in 1999 and bachelor's degree from the University of Southern Mississippi in 1997. He is married to his wife, Rose, and the couple has one son, Joseph.





JOE KELLEHER

ASSISTANT DIRECTOR OF PRO SCOUTING

NFL YEARS: 12

LIONS YEARS: 12

Joe Kelleher joined the Lions in June 2011 and is now in his 12th season with the team. Kelleher enters his first season as Lions Assistant Director of Pro Scouting after serving as a Pro Scout for four years. Additionally, he was previously the club's college scouting coordinator for five seasons (2013-17). Kelleher initially served as the team's BLESTO scout before being promoted to regional scout in 2012. While working as the college scouting coordinator, he also had various college scouting responsibilities in the Midwest, Great Plains and Southwest regions.

Kelleher joined the Lions' Player Personnel Department after working as a scouting assistant for National Football Scouting and the National Invitational Camp (NFL Combine) from 2009-2011. He previously completed internships with BLESTO Scouting (2009), the Lions' Football Operations Department (2008) and the New York Giants Pro Personnel Department during training camp in 2007.

A native of Potomac, Md., Kelleher attended Butler University and played offensive tackle and tight end for the Bulldogs. Kelleher graduated from Butler with a bachelor's degree in business-marketing and went on to earn a Master of Business Administration and a Master of Sports Administration from Ohio University.

Kelleher and his wife, Jill, reside in Canton, Mich. with their sons Ben, Wesley and Jack.





MARK OLSON

REGIONAL SCOUT

NFL YEARS: 25

LIONS YEARS: 7

Mark Olson enters his 25th NFL season and seventh with the Lions after joining the club in 2016. He has spent time as a regional scout as well as a national scout for Detroit. Prior to the Lions, Olson spent 18 seasons as a member of the Atlanta Falcons' personnel department, including the last three as a national scout.

Before his time as Atlanta's national scout, Olson served in a variety of roles with the Falcons, including western regional college scout and pro scout. As a pro scout, Olson was responsible for advance scouting as well as evaluating players and assisting Atlanta with preparation for free agent acquisitions.

Olson originally joined the Falcons as a scouting assistant in 1998. His past experience includes stints with the Washington Commanders, Minnesota Vikings and Montreal Alouettes of the Canadian Football League. A native of Hudson, Wis., Olson graduated from the University of Wisconsin-River Falls with a degree in journalism and later earned his master's degree in sports management from the University of Minnesota in 1997. Olson currently resides in Park City, Utah.





DAVE UYRUS

REGIONAL SCOUT

NFL YEARS: 31

LIONS YEARS: 23

Dave Uyrus joined the Lions' personnel department in June 2000, and 2022 marks his 23rd season with the club. Prior to joining the team's scouting staff, Uyrus had most recently spent seven years (1994-2000) with the New England Patriots. He worked as New England's assistant director of pro scouting (1994-96) and then was director of pro scouting. (1997-99). Additionally, Uyrus worked as a national scout for the Patriots in 2000.

Uyrus has been coaching and scouting for more than 40 years, beginning with his first job in 1974 as freshman coach of his alma mater, Middlebury College. In 1975 he coached the varsity tight ends at Brown University and the following year he was an assistant coach at Lee High School in Lee, Mass. He then joined Dick MacPherson's staff at Massachusetts as a graduate assistant in 1977-78 before moving on to American International in 1979 and Merchant Marine Academy in 1980.

Following those stints, Uyrus then re-joined MacPherson's staff at Syracuse in 1981. He spent 10 seasons (1981-90) with the Orangemen, six of them as the tight ends and special teams coach (1985-90). He moved into the professional ranks after MacPherson was named the head coach of the Patriots in 1991. He spent the 1991-92 campaigns as the Patriots' assistant defensive line and special teams coach before coaching the tight ends and special teams at Cornell in 1993.

As a player, Uyrus earned honorable mention Little All-American and All-ECAC honors as a junior and All-New England Small College honors as a senior at Middlebury.

He and his wife, Heidi, have two daughters, Haley and Gwendolyn.





CARY CONKLIN

AREA SCOUT

NFL YEARS: 18

LIONS YEARS: 14

Cary Conklin enters his 14th season with the Lions, currently serving as one of the team's area scouts. The 2022 season marks Conklin's 18th season in the NFL. Prior to the Lions, he was a college scout for both the St. Louis Rams and the then-Washington Redskins. Conklin also spent five years as a college coach working with the quarterbacks and wide receivers at the University of Washington and Eastern Michigan University.

He was a fourth-round draft pick by Washington and was tutored by Hall of Fame coach Joe Gibbs. Conklin played for Washington from 1990-1994 and for the San Francisco 49ers in 1995. He was a member of the 1992 Super Bowl Championship team that defeated the Buffalo Bills 37-24 in Super Bowl XXVI.

Conklin set numerous passing records for the University of Washington Huskies in college and was the MVP of the 1989 Freedom Bowl when Washington beat Florida 34-7. He is from Yakima, Wash. and attended Eisenhower High School.

Conklin is married to wife, Demetra, and has two daughters, Cosette and Violet, and a son Canon.





PATRICK MULARKEY

AREA SCOUT

NFL YEARS: 14

LIONS YEARS: 9

Patrick Mularkey enters his 14th season in the NFL and his fifth as an Area Scout. He previously spent his first four seasons (2014-17) with Detroit as the team's pro scouting coordinator where he helped coordinate all aspects of the pro scouting department, including preparation for the free agency signing period, advance scouting of upcoming opponents, management of the NFL waiver wire and evaluation of players in the NFL and other professional football leagues.

Prior to joining the Lions, Mularkey spent four years with the Jacksonville Jaguars working in both the scouting and strength and conditioning departments. During his tenure with the Jaguars, Mularkey's duties included the evaluation of college players and NFL teams, unrestricted NFL free agents, and players in the AFL and CFL leagues. He was also in charge of organizing and directing free agent workouts, pre-draft visits, and unrestricted free agent visits. As an Assistant Strength and Conditioning Coach, Mularkey aided in developing the training and nutrition programs for the players and was responsible for compiling data from the team's GPS tracking units.

Before joining the Jaguars, Mularkey spent the 2005 season as a player personnel intern with the Buffalo Bills where he assisted with free agency and player workouts. He later worked with the Atlanta Falcons strength and conditioning staff as an intern during the team's 2008 training camp. Mularkey spent his high school years working training camp and gamedays as an equipment assistant for the Pittsburgh Steelers.

Mularkey earned his bachelor's degree from Clemson University. He and his wife, Kristin, reside in Florida with their son, Waylon and daughters, Lula and Milly.





STEVE NEAL

AREA SCOUT

NFL YEARS: 8

LIONS YEARS: 8

Steve Neal enters his eighth season on the Lions' player personnel staff and sixth as an Area Scout after serving as the team's BLESTO scout in 2016 and a scouting department intern in 2015.

He came to Detroit after serving as the on-campus recruiting coordinator at Wofford College in 2015. Prior to Wofford, Neal spent six years as a wide receivers coach for Wayne State, mentoring numerous Academic All-GLIAC student-athletes and helping the 2011 squad reach the NCAA Division II National Championship. While at WSU, Neal coached standout receiver Troy Burrell (2007-2011), helping him earn Second Team All-American honors in 2011, recruited the 2008 GLIAC Freshman of the Year (QB Kevin Smith) and also served as the lead coach for the nation's best kickoff return team in 2008.

In 2014, Neal served as the wide receivers coach and passing game coordinator at Adams State University. Neal also was an intern with the San Francisco 49ers (2013) serving as a wide receivers coach, and served as the quarterbacks and wide receivers coach at Savannah State University (2006) and the wide receivers coach at Saint Joseph's (Ind.) in the spring of 2006.

During his playing career, Neal was a four-year starter (1996-2000) at wide receiver for Western Michigan University, earning First Team All-Mid-American Conference accolades three times and was named to the Broncos' All-Century Team.

Neal graduated from Western Michigan with a bachelor's degree in criminal justice before going on to sign a rookie free agent contract with the Tennessee Titans in 2001. In 2001 and 2002, he attended camps and workouts with the Denver Broncos, New Orleans Saints, Detroit Lions and Green Bay Packers.





SCOTT SIKA

AREA SCOUT

NFL YEARS: 10

LIONS YEARS: 7

Scott Sika is entering his 10th NFL season working in player personnel and his seventh season with the Lions as an Area Scout. He came to Detroit in 2016 as an Area Scout after spending three seasons (2013-15) with the Atlanta Falcons.

Sika was promoted to an Area Scout in 2015 for the Falcons after spending his first two seasons with Atlanta as a scouting assistant. In his role, he handled various logistical aspects of the scouting department for college all-star games, the NFL Combine and college visits. In addition, Sika was responsible for incoming and outgoing players regarding travel accommodations and scheduling, as well as producing tapes for draft-eligible collegiate prospects and NFL players. He entered the NFL ranks as a training camp intern in 2012 for the Falcons.

Prior to joining the Falcons, Sika interned for two seasons in the Ohio State Athletic Department. A native of Strongsville, Ohio, Sika played offensive line for the Ohio State Buckeyes football team from 2006-10 where he was a part of five Big Ten Conference titles. He earned a bachelor's degree in sport and leisure and a master's degree in sports management from Ohio State. He and his wife, Ashley, reside in Georgia.





ELOY LEDESMA

AREA SCOUT

NFL YEARS: 7

LIONS YEARS: 7

Eloy Ledesma enters his seventh season as a member of the Lions' scouting department and his second season as Area Scout. Ledesma worked as a BLESTO Scout for the club from 2017-20 covering the Midwest region. He originally came to Detroit as a Scouting Assistant in May 2016, where he worked closely with both the College and Pro Scouting Departments.

Prior to joining the Lions, Ledesma started as a Student Equipment Manager and Recruiting & Coaching Assistant under Pete Carroll's staff at the University of Southern California from 2007-09. He then interned in Football Operations for the Indianapolis Colts and Seattle Seahawks and worked as the Assistant Recruiting Coordinator at the University of San Diego in 2010.

Ledesma would go on to work as the West Coast Regional Director for the NFL's High School Player Development Program from 2011-14, serving as primary liaison between high school programs, the NFL League Office and select NFL franchises, while also taking on the role of Quarterbacks Coach at Castle Park High School. In 2014, Ledesma returned to USC as a Recruiting Analyst and was promoted to Director of Scouting prior to moving to Detroit.

Ledesma is a native of Chula Vista, Calif. and attended Otay Ranch High School. He graduated from USC with a bachelor's degree in Business Administration and resides in Michigan with his wife, Alexandra.





JORDAN MARTIN

AREA SCOUT

NFL YEARS: 4

LIONS YEARS: 4

Jordan Martin enters his second season as Area Scout after being elevated to the position in 2021. In his role, he leads the club's scouting efforts as it pertains to the Northeast region of the country. He originally joined the Lions organization in 2019 as a scouting assistant.

Prior to Detroit, Martin spent the 2018-19 season at Oklahoma State as a recruiting analyst. He was responsible for the daily evaluation of high school and junior college talent with an emphasis on scheme fit and overall player abilities. During his time at Oklahoma State he also developed and maintained relationships with high school coaches and recruits and facilitated campus tours and official visits.

Martin's previous career stops include working as a defensive intern at the University of Houston (2017-18), and as the wide receivers coach at Washington University in St. Louis, Mo. (2016-17). In his previous roles he assisted the defensive coaches and outside linebackers at Houston and oversaw the development of 12 receivers at Washington.

Martin earned his bachelor's degree from Temple University. His brother, Denzel, is an assistant outside linebackers coach for the Pittsburgh Steelers. A St. Louis native, Martin is married to his wife, Shaterra and together they have two daughters, Zaria and Zuri.





JUSTIN LICKER

PRO SCOUT

NFL YEARS: 6

LIONS YEARS: 5

Justin Licker enters his fourth season as Pro Scout for the Lions after being promoted from a scouting assistant in 2018.

In his four seasons, Licker has assisted with several player personnel projects, including evaluation and production of various scouting reports, annual NFL Draft prep, free agency acquisitions and other daily administrative tasks.

Prior to joining the Lions, Licker served as a Player Personnel Assistant for Boston College (2017) and a Football Analytics Intern (2016) for the New York Giants. For the Eagles, he assisted with recruiting events and evaluated opponent player tendencies. With the Giants, Licker compiled opponent scouting and self-scouting reports.

As a graduate student at UMass (2014-16), Licker served as the Defensive Graduate Assistant Coach, a role where he focused on linebacker development, recruited the state of Ohio, prepared defensive weekly scouting reports and orchestrated scout team.

A native of New City, N.Y. he graduated from the University of Massachusetts, Amherst with a bachelor's degree in psychology, and later received a master's degree in sports management from the Isenberg School of Management at UMass.





DAKOTA DUNCAN

BLESTO SCOUT

NFL YEARS: 5

LIONS YEARS: 5

Dakota Duncan enters his second season as BLESTO scout with the Lions after being promoted to the position in 2021. He originally came to Detroit in 2018 as a scouting assistant. In his current role, Duncan helps the organization with an emphasis on scouting colleges in the Midwest on all collegiate levels.

In his previous role as a scouting assistant, Duncan was involved in many of the personnel department's day-to-day operation, assisting with everything from the free agency process to film-tape production. Prior to being hired as a scouting assistant for the Lions, Duncan worked as the football equipment manager at the University of Maine and interned in Detroit's scouting department during the 2017 training camp and preseason.

A native of Greene, Maine, Dakota attended the University of Maine and worked as a football student assistant while completing his undergraduate studies. He graduated in 2017 with a degree in Biology and Pre-Medicine concentration.



ADEMI SMITH

SCOUT

NFL YEARS: 3

LIONS YEARS: 3

Ademi Smith enters his third season with the Lions and first as Scout in 2022. He originally joined the organization as a scouting assistant in 2020, followed by one season as a personnel assistant.

Prior to Detroit, Smith served as a student video assistant at the University of Central Florida for three seasons (2017-20). In that span, he also completed scouting internships with the Lions at the 2020 NFL Combine, 2020 East-West Shrine Bowl and 2019 Training Camp.

Smith earned a bachelor's degree in interdisciplinary studies and a minor in sports business management from UCF and is a native of Tampa, Fla.





ELIZABETH LAUX

ASSISTANT, PLAYER PERSONNEL & FOOTBALL ADMINISTRATION



MICHAEL PELFREY

SCOUTING ADVANCEMENT COORDINATOR



ALEXIS DUHANEY

SCOUTING ASSISTANT



JOE HARVEY

SCOUTING ASSISTANT



BLAKE ASK

SCOUTING ASSISTANT





DRIVEN
BY
DETROIT

2022 MEDIA GUIDE
FOOTBALL ADMINISTRATION



BRANDON SOSNA

SENIOR DIRECTOR, FOOTBALL ADMINISTRATION

Brandon Sosna joins the Detroit Lions for his first season as Senior Director, Football Administration in 2022. In his role, Sosna oversees the strategic planning and management of the salary cap as the team's primary contract negotiator.

He comes to the Lions after three years at the University of Southern California (2019-21), where he served as Executive Senior Associate Athletic Director/Chief of Staff. Sosna's responsibilities at USC included managing the day-to-day operations across the entire athletics program, overseeing the department's external communications and revenue generating teams, providing administrative oversight of the football program, and serving as athletics' lead contract negotiator. Throughout his time at USC, Sosna engineered the reconstruction and modernization of the Trojan football program and athletics department. Additionally, he was credited as the "architect" of the hiring process for USC Head Coach Lincoln Riley in the 2022 offseason and played a critical role in USC's move to the Big Ten Conference.

Prior to USC, Sosna had two stints at the University of Cincinnati (2013-17, 2019). In 2016, Sosna was named the athletic department's Chief of Staff, during which time he organized the search process that resulted in the hiring of Bearcats Head Coach Luke Fickell, who has led Cincinnati to national prominence. Sosna returned to Cincinnati in 2019 as Senior Associate Athletic Director/Chief Revenue Officer. Under his leadership, the athletics department set new records for attendance and ticket sales.

Sosna first entered the NFL with the Cleveland Browns during the 2017-18 seasons, working as a Football Administration Intern before being elevated to a Salary Cap & Contract Analyst in 2018.

A native of Cincinnati, Ohio, Sosna graduated from the University of Pennsylvania with a bachelor's degree in political science. He was named to Forbes' "30 Under 30" list in 2020 and Sports Business Journal's "New Voices Under 30" list in 2019, notably the only college administrator represented on both lists.





JON DYKEMA

DIRECTOR OF FOOTBALL COMPLIANCE/LEAD FOOTBALL COUNSEL

Jon Dykema embarks upon his 12th season with the Lions and his first as the team's director of football compliance & lead football counsel after previously serving as manager of football administration & lead counsel (2016-2020), interim general counsel (2015) and staff counsel (2011-2014).

In his current role, Dykema's responsibilities include overseeing the legal aspects of the club's football operation, negotiating player contracts, assisting with the club's salary cap planning and management, directing analytics initiatives and coordinating with the league office regarding CBA compliance, player contracts and grievances. He also functions as the club's privacy officer for HIPAA compliance and helps manage the organization's government relations strategies and policies. In 2012, Dykema was selected to represent the Lions at the NFL-Stanford University Graduate School of Business Executive Education Program for Managers.

Prior to joining the Lions, Dykema spent four years (2007-11) as the director of men's basketball operations at the University of Utah, where his duties included game scheduling, budgeting, coordinating team travel and managing the day-to-day operations of the program.

He began his NFL career as a summer student equipment intern with the San Francisco 49ers (2000-02) before completing football administration (2003-04) and legal (summer 2005) internships with the Lions.

A 2003 graduate of Michigan State University, Dykema earned both his juris doctorate from the University of Akron School of Law and MBA from The University of Akron College of Business Administration in 2007. He was admitted to the Utah State Bar in 2010. While at Michigan State, Dykema worked as a student manager for Tom Izzo and the Spartan basketball team (1999-2003), serving his final two years as head manager. He was a member of two Final Four squads, including the program's 2000 NCAA National Championship team.

Dykema is a native of Grand Rapids, Mich. He and his wife, Rachel, have two children - daughter, Allie, and son, Matthew.





GINA NEWELL

SENIOR DIRECTOR, FOOTBALL OPERATIONS

Gina Newell enters her third season as the Lions' director of team operations after being promoted to the position entering the 2019 season. In her current role, Newell oversees all aspects of team travel, including the planning, lodging and transportation needs of the organization. Prior to 2019, she served as the club's director of coaching operations.

Now in her 17th NFL season, Newell's first tenure with the Lions spanned nine seasons (2004-2012) when she served as coaching staff assistant. In between her stints with the Lions, she was the executive administrative manager to the president of Michigan.com in 2013.

Newell originally joined the Lions after working as program assistant for the University of Michigan football program in recruiting and operations. In 2001, she assisted in the tennis tournament operations at the IMG tournaments in Miami and New Haven. Newell earned her bachelor's degree and master's degree, both in sports management, from the University of Michigan. The Jackson, Mich., native graduated from Northwest High School.





TIM O'NEILL

HEAD EQUIPMENT MANAGER

Tim O'Neill enters his 20th season as the Lions head equipment manager, and 26th season in the NFL. He originally joined the Lions in 2002 and served as the assistant equipment manager for two seasons before being promoted by the club to head equipment manager in 2004.

In his current role, O'Neill oversees the planning, coordinating and direction for all of the team's daily equipment operations. As part of his primary responsibilities, O'Neill and his staff manage the entire logistical operation for the club's daily outfitting, uniform and apparel needs for both players and football staff members. He came to Detroit in 2002 after serving as an equipment assistant for the Green Bay Packers for six seasons (1995-2000). During his time in Green Bay, O'Neill helped the club reach consecutive Super Bowl appearances (XXXI and XXXII), including claiming a Super Bowl title (XXXI) while on staff.

With more than 20 seasons of experience, O'Neill has also assisted with the NFL's equipment staffs for multiple events such as the 2009 Pro Bowl, in addition to four different Senior Bowls (2003, 2010, 2013 and 2019). In 2008, O'Neill was named the Whitey Zimmerman Equipment Manager of the Year, an honor voted on by peers across the NFL for the League's top equipment manager. His staff was also named the New Era Equipment Staff of the Year in 2017. As a certified member of the Athletic Equipment Managers Association, O'Neill helps promote and advance equipment improvements for the greater safety of all participants in sports and recreation.





ERIK KUNTTU

DIRECTOR OF VIDEO OPERATIONS

Erik Kunttu enters his fourth season with the Lions after coming to the club in 2018 with more than 30 years of both professional and collegiate video experience. Prior to Detroit, Kunttu spent six seasons (2011-17) with the Indianapolis Colts where he was the club's video director.

Kunttu spent 17 years (1994-2011) at Syracuse University as the director of football video operations and served as the secretary for the Collegiate Sports Video Association (CSVA) from 2005-10 before being elected as the CSVA president in 2010. In 2005, Kunttu was named the Bob Matey National Video Coordinator of the Year, an award voted on by members of the CSVA.

At Syracuse, Kunttu was part of four (1996-98, 2004) Big East Co-Conference Championship teams. He originally entered the NFL in 1990, serving as the assistant video director with the Buffalo Bills. Kunttu went on to spend five seasons in Buffalo, including helping them to four consecutive Super Bowl appearances.

The Orchard Park, N.Y., native earned his bachelor's degree in communications from Canisius College. He was named the most valuable special teams player at Canisius in 1991. Erik has four children - Kaija, Mason, Davin and Jaxon.





SEAN PUGH

CO-DIRECTOR OF PLAYER ENGAGEMENT

Sean Pugh enters his second season in the NFL and with the Lions after coming to Detroit in 2021. In his role, Pugh guides players in all aspects of developing life skills, pursuing off-the-field endeavors and engaging in external programming.

Pugh joined the Lions after spending four seasons (2017-2020) with the Purdue University football program. During his time with the Boilermakers, Pugh supported the program in a variety of roles including counseling student-athletes and coaches, leading Bible studies, organizing community service initiatives and working with student-athletes on life skills development.

Prior to his time with Purdue, Pugh worked in a similar role with his alma mater Western Kentucky's football program as the team's character coach from 2008-16. Additionally, he served as a pastor at the Hillvue Heights Church (2010-15), the Western Kentucky campus director of the Fellowship of Christian Athletes (2014-16) and as the lead pastor at Church on the Main (2015-16). Pugh originally started working with student athletes in the FCA's training program at Auburn between 2007-08.

A four-year letter-winner as an offensive lineman at Western Kentucky, the Hilltoppers advanced to the Football Championship Subdivision playoffs twice during Pugh's career. He graduated in 2007 with a bachelor's degree in physical education and went on to earn a Master of Theology from Campbellsville University in 2014.

Pugh is married to his wife, TraShana, and together they have three daughters, ShemaYah, ZioniYah and AnaniYah.





JESSICA GRAY

CO-DIRECTOR OF PLAYER ENGAGEMENT

Jessica Gray enters her second season with the Lions in 2022 as Co-Director of Player Engagement. In her role, Gray guides players in all aspects of developing life skills, pursuing off-the-field endeavors and engaging in external programming.

She came to Detroit after spending the past nine years working within Division I collegiate athletics, most recently serving in a student-athlete development capacity at Texas Tech University. In 2020, she was named Assistant Athletics Director of its J.T. & Margaret Talkington Leadership Academy in 2020 after just one year as Assistant Director of Community & Character Development.

During her time in Lubbock, Gray led programming for the Academy's four pillars of career, character, leadership and wellness. In this role, she was responsible for assisting Red Raider student-athletes from all 17 varsity sports with holistic and professional development, empowerment, life transitions and more. Prior to Texas Tech, Gray spent time as a Student-Athlete Development Associate for George Washington University in Washington, D.C after serving five years at her alma mater, Temple University. At Temple, she held several positions supporting the student-athlete population including Compliance and Student-Athlete Affairs Coordinator (2014-17) and Compliance and Student Athlete Affairs Assistant (2013-14) for Temple Athletics as well as Graduate Assistant Manager for the Temple Men's Basketball program (2012-14).

Gray graduated from Temple in 2011 with a bachelor's degree in journalism and minor in theater while working as a student manager for Temple Men's Basketball. In 2014, she completed her master's degree in sport business, also at Temple.

Over the last several years, Gray has continuously furthered her education through The Wharton School's Athlete Development Professional Certification Program as well as the NCAA's Dr. Charles Whitcomb Leadership Institute. She is currently working toward a Sports Philanthropy Executive Certificate from the George Washington University School of Business.

Additionally, Gray was selected to represent the Lions at the 2022 Stanford-NFL "League of Leaders" executive education program. In 2018, she was the recipient of the Commitment Award for Women Leaders in College Sports. Gray is a member of Alpha Kappa Alpha Sorority, Inc. and a proud Philadelphia, Pa. native.





DON MUHLBACH

SPECIAL ASSISTANT FOOTBALL OPERATIONS

Don Muhlbach transitioned to the Detroit Lions football administration department in 2021 as Special Assistant Football Operations after a storied 17-year playing career with the Lions at long snapper. In his role, he supports the front office and assists with various projects across the team's football, coaching and business operations.

Muhlbach retired from football in 2021 as the second-longest tenured player in Lions history (17 seasons, 260 career games) behind only K Jason Hanson. His 260 career games played rank 37th for all-time career games played in NFL history, and also rank as the eighth-most a player has played with a single club in NFL history. Muhlbach appeared in every game from the 2010s decade (2010-19), becoming the first player in franchise history to appear in all 160 games in any given decade.

A two-time Pro Bowler (2012, 2018), Muhlbach became the first long snapper in Lions history to earn the recognition. He was named to the Detroit Lions All-Time Team in 2019.

He originally entered the NFL with the Baltimore Ravens as an undrafted rookie free agent out of Texas A&M in 2004 before signing with the Lions midway through the 2004 season.

A native of Lufkin, Texas, Muhlbach played long snapper collegiately for the Aggies in 2003 and earned his bachelor's degree in business. He and his wife, Alix, have three children, Addison, Jack and Avery.





DRIVEN
BY
DETROIT

2022 MEDIA GUIDE
FOOTBALL SUPPORT STAFF



EAMONN REYNOLDS

DIRECTOR OF FOOTBALL COMMUNICATIONS



SOLOMON WILLIAMS

SENIOR MANAGER, FOOTBALL COMMUNICATIONS



GREG MAIOLA

MEDIA INFORMATION MANAGER



ELLIE CROSS


FOOTBALL COMMUNICATIONS ASSISTANT



JOEY JAROSHEWICH

ASSISTANT EQUIPMENT MANAGER





BRETT SCHUBERT

EQUIPMENT ASSISTANT



KHAMARI PRUDE

EQUIPMENT ASSISTANT



LEVI WILSON

DIRECTOR OF FOOTBALL SYSTEMS



NICK JOHNSTON

INFORMATION SECURITY ANALYST



BRETT ALFANO

SYSTEMS ADMINISTRATOR





PAUL BARGERSTOCK

FOOTBALL SYSTEMS DEVELOPER



CAIO BRIGHENTI

ANALYST, FOOTBALL INFORMATION



TOBY JUNKER

FOOTBALL INFORMATION ASSISTANT



DAMON COLE

ANALYST, FOOTBALL ADMINISTRATION



WILLIAM BROWN

ASSISTANT DIRECTOR OF VIDEO OPERATIONS





SHELBY HAWK

VIDEO ASSISTANT



MORGAN WALLACE

VIDEO ASSISTANT



ANDRE' GEORGE

VIDEO ASSISTANT



KEVIN BASTIN

HEAD ATHLETIC TRAINER



TOM COLT

COORDINATOR OF REHABILITATION/ASSISTANT ATHLETIC TRAINER





JOE RECKNAGEL

ASSISTANT ATHLETIC TRAINER



PARTSON CHINYADZA

ASSISTANT ATHLETIC TRAINER/PHYSICAL THERAPIST



BILLY LANGSTON

ASSISTANT ATHLETIC TRAINER



MATT BARNES

ASSISTANT ATHLETIC TRAINER



DR. MICHELLE GARVIN

MENTAL SKILLS SPECIALIST/CLINICIAN





ELTON MOORE

DIRECTOR OF SECURITY



TEVIN KELLUM

SECURITY ASSISTANT



JESSE GIAMBRA

MANAGER, TEAM OPERATIONS/HEAD COACH ADMINISTRATION



2022 DETROIT LIONS STAFF DIRECTORY

EXECUTIVE MANAGEMENT

Principal Owner and Chair	Sheila Ford Hamp
Owner/Vice Chair	Martha Ford Morse
Owner/Vice Chair	William Clay Ford, Jr.
Owner/Vice Chair	Elizabeth Ford Kontulis
Owner/Chair Emeritus.....	Martha Firestone Ford
President and CEO	Rod Wood
Executive Vice President and General Manager	Brad Holmes
Chief Operating Officer	Mike Disner
Chief Financial and Administrative Officer	Allison Maki
Chief Legal Officer	Jay Colvin
Chief Communications and Brand Officer.....	Brian Facchini
Chief People and Diversity Officer.....	Lindsay Verstegen
Special Assistant to President/CEO and Chairperson	Chris Spielman
Senior Vice President, Revenue.....	Kelly Kozole
Senior Vice President, Marketing and Brand.....	Emily Griffin
Senior Vice President, Facilities.....	Todd Argust
Senior Vice President, Strategy and Analytics.....	Ashton Mullinix
Vice President of Finance.....	Elliott Kessler
Vice President of Corporate Development & Ticketing	Todd Lambert
Vice President of Information Technology	Steve Lancaster
Vice President of Detroit Lions Foundation and Community Relations.....	Roxanne Caine

EXECUTIVE ASSISTANTS

Executive Assistant, Ownership/President and CEO	Margaret Gramlich
Executive Assistant, Business Development.....	Stephanie Gerrity
Executive Assistant, Corporate Development & Ticketing	Ciara Eazsol
Executive Assistant, Corporate Partnerships & Marketing	Juliana Ferrandino
Executive Assistant, Administration & Finance	Carissa Bell

COACHING

Head Coach	Dan Campbell
Assistant Head Coach/Running Backs.....	Duce Staley
Offensive Coordinator	Ben Johnson
Defensive Coordinator.....	Aaron Glenn
Special Teams Coordinator	Dave Fipp
Offensive Assistant.....	J.T. Barrett
Quarterbacks.....	Mark Brunell
Defensive Assistant/Outside Linebackers.....	David Corrao
Assistant Defensive Line	Cameron Davis
Safeties	Brian Duker
Tight Ends/Passing Game Coordinator	Tanner Engstrand
Offensive Line	Hank Fraley
Assistant Special Teams	Jett Modkins
Senior Offensive Assistant	John Morton
Offensive Quality Control.....	Steve Oliver
WCF Minority Coaching Assistantship	DeOn'tae Pannell
Defensive Backs/Pass Game Coordinator.....	Aubrey Pleasant
Wide Receivers.....	Antwaan Randle El
Assistant Wide Receivers.....	Seth Ryan
Linebackers.....	Kelvin Sheppard
Defensive Line	Todd Wash
Director of Sports Performance.....	Mike Clark

Director of Sports Science.....	Jill Costanza
Head Strength & Conditioning	Josh Schuler
Assistant Strength & Conditioning	Morris Henry

PLAYER PERSONNEL

Assistant General Manager	Ray Agnew, Jr.
Senior Director of Player Personnel.....	Lance Newmark
Senior Personnel Executive.....	John Dorsey
Director of College Scouting	Dave Sears
Director of Pro Scouting	Rob Lohman
Director of Scouting Advancement.....	Mike Martin
Senior Advisor, Player Personnel Operations/Strategic Initiatives.....	Don Corzine
Assistant Director of College Scouting	Brian Hudspeth
Assistant Director of Pro Scouting	Joe Kelleher
National Scout	Mark Olson
Regional Scout.....	Dave Yurus
Area Scout.....	Cary Conklin
Area Scout.....	Patrick Mularkey
Area Scout.....	Steve Neal
Area Scout.....	Scott Sika
Area Scout.....	Eloy Ledesma
Area Scout	Jordan Martin
Pro Scout	Justin Licker
BLESTO Scout.....	Dakota Duncan
Scout.....	Ademi Smith
Assistant, Player Personnel and Football Administration.....	Elizabeth Laux
Scouting Advancement Coordinator.....	Michael Pelfrey
Scouting Assistant	Blake Ask
Scouting Assistant.....	Alexis Duhaney
Scouting Assistant.....	Joe Harvey

FOOTBALL ADMINISTRATION

Senior Director, Football Administration.....	Brandon Sosna
Director of Football Compliance/Lead Football Counsel.....	Jon Dykema
Analyst, Football Administration.....	Damon Cole
Special Assistant Football Operations	Don Muhlback

MEDICAL STAFF

Head Athletic Trainer	Kevin Bastin
Coordinator of Rehabilitation/Assistant Athletic Trainer.....	Tom Colt
Assistant Athletic Trainer	Joe Recknagel
Assistant Athletic Trainer/Physical Therapist.....	Partson Chinyadza
Assistant Athletic Trainer	Billy Langston
Assistant Athletic Trainer	Matt Barnes
Team Physician - Orthopaedist	T. Sean Lynch, M.D.
Team Physician - Orthopaedist.....	William Acker, M.D.
Team Physician - Orthopaedist.....	Kyle Anderson, M.D.
Team Physician - Orthopaedist.....	Eric Makhni, M.D.
Team Physician - Internist.....	Brad Jaskulka, M.D.
Team Physician - Internist	Robert Albers, M.D.
Team Physician - Internist.....	Michael Workings, M.D.
Chiropractor.....	Dr. David Silbert
Team Dentist	Chet Regula, D.M.D.
Team Physician - Ophthalmologist.....	Kevin Everett, M.D.



PLAYER WELLNESS

Co-Director of Player Engagement..... Jessica Gray
Co-Director of Player Engagement..... Sean Pugh
Mental Skills Specialist/Clinician Dr. Michelle Garvin

PLAYER PERFORMANCE

Director of Performance Nutrition..... Katherine Hopkins
Player Performance/Athletic Training Assistant Spencer Dennison
Performance DietitianBrittany West

TEAM OPERATIONS

Senior Director, Football OperationGina Newell
Manager, Team Operations / Head Coach Administration..... Jesse Giambra

EQUIPMENT

Equipment Manager Tim O'Neill
Assistant Equipment ManagerJoey Jaroszewich
Equipment Assistant Brett Schubert
Equipment AssistantKhamari Prude

VIDEO OPERATIONS

Director of Video Operations.....Erik Kunttu
Assistant Director of Video Operations.....William Brown
Video Assistant.....Shelby Hawk
Video Assistant.....Morgan Wallace
Video Assistant.....Andre' George

FOOTBALL INFORMATION

Director of Football SystemsLevi Wilson
Information Security Analyst..... Nick Johnston
Systems Administrator Brett Alfano
Football Systems Developer.....Paul Bargerstock
Analyst, Football InformationCaio Brighenti
Football Information Assistant.....Toby Junker

STRATEGY & ANALYTICS

Director of Data Strategy & InsightsAlexander Ballew
Senior Manager of CRM & Research Scott Howland
Director of Advanced Analytics Ben Braden
Manager of Advanced Analytics.....Joseph Wysocki
Email Marketing Manager.....Ryan Sullivan
Business Analyst..... Hari Murali
CRM Analyst Bryan Blair
Data EngineerRyan Lattanzi
Data Visualization Analyst.....Adam Beaudet

CHEERLEADING & ENTERTAINMENT

Director of Entertainment.....Rebecca Smoker
Entertainment Manager Jordan Haag

COMMUNITY RELATIONS

Community Relations CoordinatorRebecca Springle
Manager of Player & Alumni Relations.....Maurice Pearson
Community Relations CoordinatorTerrance Thomas

CORPORATE COMMUNICATIONS

Senior Manager, Corporate and Employee Communication.....Ellen Trudell

CORPORATE PARTNERSHIPS

Director of Partnership Marketing & Activation.....Natalie DiMaggio
Director of Partnership Solutions Leah Emmons
Corporate Partnerships Sales DirectorAlbert Powell
Senior Partnership Marketing Activation Account ManagerJulia Kennedy

Activation Account ManagerAlexandria Slack
Activation Account Manager.....Chloe Laniado
Activation Account Manager.....Richard Grimshaw
Partnership Marketing Activation Coordinator Josh Walls

EVENTS

Executive Director of Quick Lane Bowl & Events.....Brad Michaels
Event Manager.....Nate Sass
Events Coordinator.....Madeline Click
Event Coordinator Logan Novak
Events Assistant and Administrator..... Sarah Young

FINANCE

Senior Director of Finance Matthew Brenner
Payroll DirectorElida Alba
Staff Accountant.....Ashley Gentile
Staff Accountant.....Lauren Willis
Payroll Specialist.....Amanda Spisak
Payroll Specialist.....Rachel Riedel
Senior Financial Analyst Nick Legarski
Accounting Analyst.....Molly Walters

FOOTBALL COMMUNICATIONS

Director of Football CommunicationsEamonn Reynolds
Senior Manager, Football CommunicationsSolomon Williams
Media Information ManagerGreg Maiola
Football Communications AssistantEllie Cross

FOOTBALL EDUCATION

Director of Football Education.....Chris Fritzsching
Youth Football Manager.....Patrick Sharrow
Football Education Assistant/ Mascot Coordinator David Greenslait

GROUNDKEEPING AND FACILITIES

Director of Facilities Charlie Coffin
Head GroundskeeperEric Bryan
Senior Groundskeeping Assistant.....Travis McKenna
Groundskeeping Assistant.....Alex Valentine
Groundskeeping Assistant.....Seth Boster
Building EngineerKen Van Hevel
Facilities Manager Travis Gosselin
Facilities Assistant.....Scott Slotnick

PEOPLE TEAM

Senior Director, People.....Amy Lemon
Senior Manager, People OperationsVeronica Bonner
Talent Acquisition Manager..... Suzie Uechi

INFORMATION TECHNOLOGY

IT ManagerMark Wilke
Network AdministratorKeenan McCloskey
Solutions Architect.....James Green

MARKETING

Executive Director of Content & ProductionJeremy Smoker
Creative Director.....Ashley Strauss
Team Photographer & Assistant Creative Director.....Jeff Nguyen
Director of Marketing Events.....Andrew Frey
Director of MarketingSamantha Barney
Digital Marketing Manager.....Eric Morrow
Graphic Design CoordinatorJoshua Mandujano
Lead Designer.....Dom Veurink



Marketing Coordinator.....Anna Dabaldo

NEW MEDIA

Senior Director of Digital Operations..... Todd Marcy
Director of Digital MediaStuart Zaas
Managing Director of DetroitLions.com..... Lindsay Miller
Senior New Media ProducerDustyn Blindert
Senior New Media ProducerNeil Larson
Senior New Media Producer & Live Production Coordinator.. Derek Heitman
New Media Producer.....Joe Marchert
New Media Producer..... Maxwell Hahn
New Media Producer..... Erin Gibson
Social Media ManagerLauren Harper
Digital Media Coordinator..... PJ Clark
Social Media ProducerRebecca Katz
New Media Asset ManagerJessica Van Fleteren
Team Reporter.....Dannie Rogers
Lead Writer, DetroitLions.comTim Twentymay
Columnist/Freelance Writer..... Mike O'Hara

OPERATIONS

Director of Guests Services..... Courtney Alexander
Director of Facility ServicesLaurie Clayton
Senior Director of Operations.....Kristen Dale
Director of FacilitiesFred Reddig
Director Commercial Real Estate & Project Management ... Jamie Bragenzer
Senior Manager of OperationsRyan Marut
Stadium Operations CoordinatorStephen Rafferty
Stadium Operations Coordinator..... Nisha Collins
Housekeeping & Conversions SupervisorRick Coldwell
Conversions Supervisor..... Tony Fisti
Operations and Conversions Manager..... Kyle Glaser
Conversions Coordinator..... Denzel Jones
Shipping & Receiving Coordinator.....Lencare Sanders
HVAC Technician.....Andi Opari
HVAC Technician.....Joe Whitus
Stadium Operations Maintenance TechnicianJeremy Jackson
Maintenance Operations Technician..... Brandon Arnold
Maintenance Operations..... Patrick Craig
Maintenance Operations.....Sean Craig
Maintenance Operations.....Paul Kurdi
Maintenance Operations.....John Zmick
Maintenance Operations.....Wayne Stevens

RECEPTION

Receptionist - Ford Field.....Kim Pickett
Receptionist - Allen ParkHawanya Quarles

SECURITY

Director of Security - Allen Park.....Elton Moore
Director of Security - Ford FieldDarren Johnson
Security AssistantTevin Kellum

STAT CREW - GAME DAY

Chief StatisticianWilly Mena

TECHNICAL SERVICES

Director of Broadcasting..... Carl Moll
Manager of Scoreboard and Broadcasting OperationsEd Clark
Production ManagerJessica Shlemon
Game & Event Presentation ManagerMatt Kaminski
Production CoordinatorDeshon Davis
Production Assistant.....Ben Morgan

TICKET SALES

Senior Director of Ticketing & Fan Engagement..... Tim Zenner
Senior Director of Business Development & Premium Partnerships.....Matthew Fahr
Senior Manager of Premium Services & Experiences..... Jessica McCullough
Premium Partnership Sales ManagerLindsay Frattaroli
Premium Partnership Sales Manager Kyle England
Manager of Business Development.....Adam Felix
Premium Partnership Sales ManagerNathan Pigg
Premium Partnership Sales Manager John Kunec
Business Development Account Executive Jordan White
Business Development Account Executive.....Miguel Quintanilla
Business Development Account Executive Bryan Gust
Business Development Account ExecutiveThomas Beaubien
Business Development Account ExecutiveTyler Tran
Manager of Membership ServicesTodd Rhinehart
Manager of Group SalesFrancis Spencer
Membership Services Account Executive..... Adam Sadowski
Membership Services Account Executive..... Kelsey Senecal
Membership Services Account Executive..... Kaitlyn Rougas
Membership Services Account Executive..... Samuel Allread
Senior Membership Services Account Executive Donald Smith
Premium Experiences ManagerJennifer Babcock
Manager of Inside SalesJeffrey Hager
Group Sales Account Executive..... Allison Vezina
Group Sales Account ExecutiveSara Foley
Group Sales Account Executive.....Seth Henderson
Group Sales Account Executive.....Kenton Smith
Group Sales Account Executive.....Brian Nordstrom

TICKET OPERATIONS

Executive Director of Ticketing Technology & OperationsRegis Bane
Manager of Ticketing Systems & Technology.....Eric Frisbee
Ticket Office SupervisorLance Powser
Ticket Office SupervisorLisa Biondo
Ticket Office SupervisorMatthew Curl





DRIVEN BY DETROIT

2022 MEDIA GUIDE
PLAYER BIOS



34

ALEX ANZALONE

(anne-zuh-LOAN-ee)

Complete, comprehensive bios are available on NFLONG.com

POSITION: Linebacker

NFL/LIONS YEARS: 6 / 2

HEIGHT/WEIGHT: 6-3 / 237

HOMETOWN: Wyomissing, Pa.

COLLEGE: Florida

ACQUIRED: UFA-NO '21

CAREER HIGHLIGHTS

- Recorded seven pass defenses in 2021, tied for the fourth-most among all NFL linebackers that season and tied for the fifth-most in team history by a linebacker.
- Recorded 1.0 sack for a loss of three yards and five solo tackles vs. Baltimore (9/26/21).
- A fifth-year veteran who entered his first season with the Detroit Lions in 2021 after spending the first four seasons of his career with the New Orleans Saints (2017-20).

COLLEGE

Played four seasons at Florida (2013-16), appearing in 32 career games (10 starts) and logging 75 tackles, 3.0 sacks, two pass defenses and one fumble recovery. He was a three-time SEC Academic Honor Roll selection and earned the team's Chris Patrick Courage Award in 2014.

PERSONAL

- Helped Wyomissing (Pa.) High School to its first Class AA state championship in 2012, finishing 16-0, a school single-season record for wins.
- Selected to the 2013 Under Armour All-American Game.



ALEX ANZALONE'S NFL REGULAR SEASON DEFENSIVE STATISTICS

DATE	TEAM	GP	GS	TACKLES							INTERCEPTIONS					O. FUMB				ST			MISC									
				TT	S	A	TFL	YDS	SK	YDS	QBH	NO	YDS	LG	TD	PD	FF	FR	TD	YDS	TT	S	A	FF	FR	S	A					
2017	NO	4	4	16	11	5	1	4	1.0	4.0	1	0	0	0	0	1	0	0	0	0	0	0	0	0	0	0	0	0	0	0	0	0
2018	NO	16	7	59	45	14	3	14	2.0	10.0	6	1	2	2	0	2	3	0	0	0	0	0	0	0	0	0	0	0	0	0	0	0
2019	NO	2	0	7	7	0	1	6	1.0	6.0	1	0	0	0	0	0	0	0	0	0	0	0	0	0	0	0	0	0	0	0	0	0
2020	NO	16	9	40	21	19	3	3	0.0	0.0	0	0	0	0	0	0	0	0	0	0	0	1	1	0	0	0	0	0	0	0	0	0
2021	DET	14	14	78	49	29	1	3	1.0	3.0	2	1	0	0	0	7	0	0	0	0	0	0	0	0	0	0	0	0	0	0	0	0
TOTALS		52	34	200	133	67	9	30	5.0	23.0	10	2	2	2	0	10	3	0	0	0	0	1	1	0	0	0	0	0	0	0	0	0



ALEX ANZALONE'S NFL POSTSEASON DEFENSIVE STATISTICS

DATE	TEAM	GP	GS	TACKLES							INTERCEPTIONS					O. FUMB				ST			MISC											
				TT	S	A	TFL	YDS	SK	YDS	QBH	NO	YDS	LG	TD	PD	FF	FR	TD	YDS	TT	S	A	FF	FR	S	A							
2018	NO	2	1	3	1	2	0	0	0.0	0.0	0	0	0	0	0	0	0	0	0	0	0	0	0	0	0	0	0	0	0	0	0	0	0	
2019	NO	0	0	0	0	0	0	0	0.0	0.0	0	0	0	0	0	0	0	0	0	0	0	0	0	0	0	0	0	0	0	0	0	0	0	0
2020	NO	2	2	9	5	4	0	0	0.0	0.0	0	0	0	0	0	0	0	0	0	0	0	0	0	0	0	0	0	0	0	0	0	0	0	0
TOTALS		4	3	12	6	6	0	0	0.0	0.0	0	0	0	0	0	0	0	0	0	0	0	0	0	0	0	0	0	0	0	0	0	0	0	0



ALEX ANZALONE'S SINGLE-GAME HIGHS: DEFENSIVE

Total Tackles	10 at Green Bay Packers, Sep 20, 2021	Tackles For Loss	1 vs. Baltimore Ravens, Sep 26, 2021
Solo Tackles	8 at Green Bay Packers, Sep 20, 2021	Interceptions	1 at Minnesota Vikings, Oct 10, 2021
Sacks	1.0 vs. Baltimore Ravens, Sep 26, 2021	Interception Return Yards	2 vs. Los Angeles Rams, Nov 04, 2018
Pass Defenses	2 vs. Minnesota Vikings, Dec 05, 2021	Special Teams Tackles	1 at Philadelphia Eagles, Dec 13, 2020
Forced Fumbles	1 vs. Atlanta Falcons, Nov 22, 2018		

ALEX ANZALONE'S SINGLE-GAME HIGHS - POSTSEASON: DEFENSIVE

Total Tackles	7 vs. Tampa Bay Buccaneers, Jan 17, 2021	Solo Tackles	4 vs. Tampa Bay Buccaneers, Jan 17, 2021
----------------------	------------------------------------------	---------------------	------------------------------------------

ALEX ANZALONE'S 2021 GXG REGULAR-SEASON STATISTICS (DET)

DATE	OPP	P/S	TACKLES									INTERCEPTIONS					O. FUMB				ST					MISC	
			TT	S	A	SK	YDS	TFL	YDS	QBH	NO	YDS	LG	TD	PD	FF	FR	TD	YDS	TT	S	A	FF	FR	S	A	
09/12	SF	S	4	2	2	0.0	0.0	0	0	0	0	0	0	0	0	0	0	0	0	0	0	0	0	0	0	0	
09/20	at GB	S	10	8	2	0.0	0.0	0	0	0	0	0	0	0	0	0	0	0	0	0	0	0	0	0	0		
09/26	BAL	S	5	5	0	1.0	3.0	1	3	1	0	0	0	0	0	0	0	0	0	0	0	0	0	0	0		
10/03	at CHI	S	7	4	3	0.0	0.0	0	0	1	0	0	0	0	0	0	0	0	0	0	0	0	0	0	0		
10/10	at MIN	S	4	1	3	0.0	0.0	0	0	0	1	0	0	0	1	0	0	0	0	0	0	0	0	0	0		
10/17	CIN	S	7	3	4	0.0	0.0	0	0	0	0	0	0	0	0	0	0	0	0	0	0	0	0	0	0		
10/24	at LAR	S	7	5	2	0.0	0.0	0	0	0	0	0	0	0	0	0	0	0	0	0	0	0	0	0	0		
10/31	PHI	S	4	3	1	0.0	0.0	0	0	0	0	0	0	0	0	0	0	0	0	0	0	0	0	0	0		
11/14	at PIT	S	9	6	3	0.0	0.0	0	0	0	0	0	0	0	0	0	0	0	0	0	0	0	0	0	0		
11/21	at CLE	S	7	3	4	0.0	0.0	0	0	0	0	0	0	0	2	0	0	0	0	0	0	0	0	0	0		
11/25	CHI	S	9	5	4	0.0	0.0	0	0	0	0	0	0	0	2	0	0	0	0	0	0	0	0	0	0		
12/05	MIN	S	5	4	1	0.0	0.0	0	0	0	0	0	0	0	2	0	0	0	0	0	0	0	0	0	0		
12/12	at DEN	S	0	0	0	0.0	0.0	0	0	0	0	0	0	0	0	0	0	0	0	0	0	0	0	0	0		
12/19	ARI	S	0	0	0	0.0	0.0	0	0	0	0	0	0	0	0	0	0	0	0	0	0	0	0	0	0		
12/26	at ATL										INJURED RESERVE																
01/02	at SEA										INJURED RESERVE																
01/09	GB										INJURED RESERVE																
2021 TTL	14-14		78	49	29	1.0	3.0	1	3	2	1	0	0	0	7	0	0	0	0	0	0	0	0	0	0		





94

ERIC BANKS

Complete, comprehensive bios are available on NFLONG.com

POSITION: Defensive Lineman

NFL/LIONS YEARS: 2 / 1

HEIGHT/WEIGHT: 6-5 / 289

HOMETOWN: Memphis, Tenn.

COLLEGE: Texas-San Antonio

ACQUIRED: W-LAC '21

CAREER HIGHLIGHTS

- Appeared in three games in his career, all with the Los Angeles Chargers, tallying one tackle.
- Made his NFL debut in Week 1 of the 2021 season at Washington (9/12/21), where he recorded his first-career tackle.

COLLEGE

Spent four seasons as a defensive end at the University of Texas-San Antonio. Banks appeared in 48 games for the Roadrunners, where he tallied 81 total tackles (52 solo), 20.5 tackles for loss (90 yds), 7.5 sacks (47 yds), and five forced fumbles. He finished his career at UTSA with the most games played in program history (48) and fifth all-time in forced fumbles (five).

2019: Started in all 12 games for UTSA. Compiled 23 total tackles (15 solo), 3.5 tackles for loss (23 yds), 3.0 sacks (21 yds), and one forced fumble. Earned an All-Conference USA Honorable Mention nomination.

2018: Played in all 12 games (three starts) for the Roadrunners. Tallied 22 total tackles (15 solo), five tackles for loss (14 yds), and 1.0 sacks (two yards).

2017: Appeared in all 11 games (six starts) for UTSA. Compiled 24 total tackles (13 solo), 8.5 tackles for loss (25 yds), 1.5 sacks (seven yds), and three forced fumbles.

2016: Played in all 13 games for the Roadrunners. Tallied 12 total tackles (nine solo), 3.5 tackles for loss (28 yds), 2.0 sacks (17 yds), and a forced fumble.

PERSONAL

- Prepped at East High School (Tenn.), where he played on the defensive line and quarterback for the Mustangs. Earned a First-Team All-Region 8-4A nomination for his quarterback play and a Second-Team nomination at defensive end. Led the Mustangs to a District 8-4A championship as a senior.
- Played basketball at East High School, where he was coached by former NBA star Penny Hardaway.
- Son of Vanessa Banks and Cory Hart.
- Majored in philosophy at UTSA.

		ERIC BANKS' NFL REGULAR SEASON DEFENSIVE STATISTICS																											
		TACKLES										INTERCEPTIONS						O. FUMB					ST				MISC		
DATE	TEAM	GP	GS	TT	S	A	TFL	YDS	SK	YDS	QBH	NO	YDS	LG	TD	PD	FF	FR	TD	YDS	TT	S	A	FF	FR	S	A		
2020	LAR	0	0	0	0	0	0	0	0.0	0.0	0	0	0	0	0	0	0	0	0	0	0	0	0	0	0	0	0	0	
2021	LAC	3	0	1	0	1	0	0	0.0	0.0	0	0	0	0	0	0	0	0	0	0	0	0	0	0	0	0	0		
Went from L.A. Chargers to Detroit .																													
2021	DET	0	0	0	0	0	0	0	0.0	0.0	0	0	0	0	0	0	0	0	0	0	0	0	0	0	0	0	0		
2021	TOT	3	0	1	0	1	0	0	0.0	0.0	0	0	0	0	0	0	0	0	0	0	0	0	0	0	0	0	0		
TOTALS		3	0	1	0	1	0	0	0.0	0.0	0	0	0	0	0	0	0	0	0	0	0	0	0	0	0	0	0		



ERIC BANKS' SINGLE-GAME HIGHS: DEFENSIVE

Total Tackles

1 at Washington Football Team, Sep 12, 2021

ERIC BANKS' 2021 GXG REGULAR-SEASON STATISTICS (LAC/DET)

DATE	OPP	P/S	TACKLES								INTERCEPTIONS					O. FUMB				ST				MISC		
			TT	S	A	SK	YDS	TFL	YDS	QBH	NO	YDS	LG	TD	PD	FF	FR	TD	YDS	TT	S	A	FF	FR	S	A
09/12	at WAS	P	1	0	1	0.0	0.0	0	0	0	0	0	0	0	0	0	0	0	0	0	0	0	0	0	0	0
09/19	DAL	P	0	0	0	0.0	0.0	0	0	0	0	0	0	0	0	0	0	0	0	0	0	0	0	0	0	0
09/26	at KC	P	0	0	0	0.0	0.0	0	0	0	0	0	0	0	0	0	0	0	0	0	0	0	0	0	0	0
Went from LAC to DET .																										
10/03	at CHI		INACTIVE																							
10/10	at MIN		INACTIVE																							
10/17	CIN		INACTIVE																							
10/24	at LAR		INACTIVE																							
10/31	PHI		PRACTICE SQUAD																							
11/14	at PIT		PRACTICE SQUAD																							
11/21	at CLE		PRACTICE SQUAD																							
11/25	CHI		PRACTICE SQUAD																							
12/05	MIN		PRACTICE SQUAD																							
12/12	at DEN		PRACTICE SQUAD																							
12/19	ARI		PRACTICE SQUAD																							
12/26	at ATL		PRACTICE SQUAD																							
01/02	at SEA		PRACTICE SQUAD																							
01/09	GB		PRACTICE SQUAD																							
2021 TTL		3-0	1	0	1	0.0	0.0	0	0	0	0	0	0	0	0	0	0	0	0	0	0	0	0	0	0	0





55

DERRICK BARNES

Complete, comprehensive bios are available on NFLDM.com

POSITION: Linebacker

NFL/LIONS YEARS: 2 / 2

HEIGHT/WEIGHT 6-0 / 238

HOMETOWN: Covington, Ky.

COLLEGE: Purdue

ACQUIRED: D-4b '21

CAREER HIGHLIGHTS

- Joined the Lions after being selected in the fourth round (113th overall) of the 2021 NFL Draft.
- Made his NFL debut Week 1 vs. San Francisco (9/12/21), where he recorded his first-career tackle.
- Notched his first-career sack in Week 16 at Atlanta (12/26/21), bringing down Falcons QB Matt Ryan.
- Brought down Packers QB Aaron Rodgers in Week 18 vs. Green Bay (1/9/22) to total 2.0 sacks in his rookie season.

COLLEGE

Spent four seasons as a linebacker at Purdue and appeared in 41 games with 30 starts, tallying 226 tackles (159 solo), 26 tackles for loss, 10.5 sacks, two forced fumbles and one interception.

2020: Played in six games with five starts, recording a team-high 54 tackles (40 solo) and one interception. Named Second-Team All-Big Ten and registered 6.7 solo tackles per game, tied for 6th-most in the FBS.

2019: Started all 12 games as a junior and finished second on the team in tackles with 63 (47 solo), also adding 11.0 tackles for loss, 7.5 sacks, two passes defended, one forced fumble and one fumble recovery en route to 2019 Honorable Mention All-Big Ten honors.

2018: Appeared in 13 games with 12 starts, finishing third on the team with 92 tackles (61 solo). Registered 3.0 sacks and eight tackles for loss.

2017: Appeared in 12 games with two starts, compiling 16 tackles (10 solo) on the year.

PERSONAL

- Attended Holy Cross (Covington, Ky.) as a linebacker and running back and was a Second-Team All-State selection by the Associated Press. Also earned 2016 *Courier-Journal* All-State honors and was named 2016 Class 2A-District Six Player of the Year by the Kentucky Football Coaches Association.
- Led the team in tackles as a senior with 126 (96 solo) and also added four forced fumbles and three interceptions. Recorded 150 carries for 1,567 yards (10.5 avg.), 22 TDs and three kick-return TDs in 2016.
- Majored in selling and sales management at Purdue.



DERRICK BARNES' NFL REGULAR SEASON DEFENSIVE STATISTICS

DATE	TEAM	GP	GS	TT	TACKLES						INTERCEPTIONS					O. FUMB					ST					MISC				
					S	A	TFL	YDS	SK	YDS	QBH	NO	YDS	LG	TD	PD	FF	FR	TD	YDS	TT	S	A	FF	FR	S	A			
2021	DET	17	6	63	40	23	4	12	2.0	0.0	2	0	0	0	0	2	0	0	0	0	0	4	2	2	0	0	0	0		
TOTALS		17	6	63	40	23	4	12	2.0	0.0	2	0	0	0	0	2	0	0	0	0	0	4	2	2	0	0	0	0		



DERRICK BARNES' SINGLE-GAME HIGHS: DEFENSIVE

Total Tackles 8 vs. Cincinnati Bengals, Oct 17, 2021

Pass Defenses

1 at Pittsburgh Steelers, Nov 14, 2021

Solo Tackles 6 vs. Cincinnati Bengals, Oct 17, 2021

Tackles For Loss

1 vs. Minnesota Vikings, Dec 05, 2021

Sacks 1.0 vs. Green Bay Packers, Jan 09, 2022

Special Teams Tackles 1 at Atlanta Falcons, Dec 26, 2021

DERRICK BARNES' 2021 GXG REGULAR-SEASON STATISTICS (DET)

DATE	OPP	P/S	TACKLES								INTERCEPTIONS					O. FUMB				ST					MISC		
			TT	S	A	SK	YDS	TFL	YDS	QBH	NO	YDS	LG	TD	PD	FF	FR	TD	YDS	TT	S	A	FF	FR	S	A	
09/12	SF	P	2	1	1	0.0	0.0	0	0	0	0	0	0	0	0	0	0	0	0	0	0	0	0	0	0	0	0
09/20	at GB	P	0	0	0	0.0	0.0	0	0	0	0	0	0	0	0	0	0	0	0	0	0	0	0	0	0	0	
09/26	BAL	S	4	3	1	0.0	0.0	0	0	0	0	0	0	0	0	0	0	0	0	0	0	0	0	0	0	0	
10/03	at CHI	S	4	4	0	0.0	0.0	1	1	0	0	0	0	0	0	0	0	0	0	0	0	0	1	0	1	0	0
10/10	at MIN	P	5	3	2	0.0	0.0	0	0	0	0	0	0	0	0	0	0	0	0	0	0	0	1	1	0	0	0
10/17	CIN	S	8	6	2	0.0	0.0	0	0	0	0	0	0	0	1	0	0	0	0	0	0	0	1	0	1	0	0
10/24	at LAR	P	1	0	1	0.0	0.0	0	0	0	0	0	0	0	0	0	0	0	0	0	0	0	0	0	0	0	0
10/31	PHI	P	7	4	3	0.0	0.0	1	6	0	0	0	0	0	0	0	0	0	0	0	0	0	0	0	0	0	0
11/14	at PIT	P	4	1	3	0.0	0.0	0	0	0	0	0	0	0	1	0	0	0	0	0	0	0	0	0	0	0	0
11/21	at CLE	P	2	1	1	0.0	0.0	0	0	0	0	0	0	0	0	0	0	0	0	0	0	0	0	0	0	0	0
11/25	CHI	P	2	2	0	0.0	0.0	1	1	0	0	0	0	0	0	0	0	0	0	0	0	0	0	0	0	0	0
12/05	MIN	S	2	2	0	0.0	0.0	1	4	0	0	0	0	0	0	0	0	0	0	0	0	0	0	0	0	0	0
12/12	at DEN	P	5	2	3	0.0	0.0	0	0	0	0	0	0	0	0	0	0	0	0	0	0	0	0	0	0	0	0
12/19	ARI	P	5	3	2	0.0	0.0	0	0	0	0	0	0	0	0	0	0	0	0	0	0	0	0	0	0	0	0
12/26	at ATL	S	2	2	0	1.0	0.0	0	0	1	0	0	0	0	0	0	0	0	0	0	0	0	1	1	0	0	0
01/02	at SEA	P	5	2	3	0.0	0.0	0	0	0	0	0	0	0	0	0	0	0	0	0	0	0	0	0	0	0	0
01/09	GB	S	5	4	1	1.0	0.0	0	0	1	0	0	0	0	0	0	0	0	0	0	0	0	0	0	0	0	0
2021 TTL	17-6		63	40	23	2.0	0.0	4	12	2	0	0	0	0	2	0	0	0	0	0	0	4	2	2	0	0	0





17

TRINITY BENSON

Complete, comprehensive bios are available on NFLONG.com

POSITION: Wide Receiver
NFL/LIONS YEARS: 2 / 2
HEIGHT/WEIGHT: 6-0 / 187
HOMETOWN: Lewisville, Texas
COLLEGE: East Central
ACQUIRED: T-DEN '21

CAREER HIGHLIGHTS

- Saw his first NFL action in 2021, appearing in eight games (two starts) and catching 10 passes for 103 yards (10.3 avg.).
- Made his NFL debut Week 1 against the San Francisco 49ers (9/12/21), where he recorded his first-career reception for five yards.
- Signed with the Denver Broncos as an undrafted rookie free agent following the 2019 NFL Draft.

COLLEGE

Spent his collegiate career at East Central University as a wide receiver and kick returner. Appeared in 43 games for the Tigers, where he tallied 133 catches for 1,700 receiving yards (12.8 avg) and 11 touchdowns. Returned 35 kicks for 642 yards (18.3 avg).

2018: Played in all 11 games with the Tigers. Tallied 45 catches for 507 receiving yards (11.3 avg) and four touchdowns. Accrued 54 carries 324 rushing yards (6.0 avg) and five touchdowns. Returned nine kicks for 166 yards (18.4 avg). Named to the All-GAC First Team.

2017: Appeared in all 11 games. Caught 54 passes for 764 yards (14.1 avg) and five touchdowns. Returned nine kicks for 140 yards (15.6 avg). Named to the All-GAC Second Team.

2016: Played in all 11 games. Caught 29 passes for 328 yards (11.3 avg) and two touchdowns. Returned six kicks for 115 yards (19.2 avg).

2015: Appeared in 10 games for the Tigers. Caught five passed for 101 yards (20.2 avg), as well as returning 11 kicks for 221 yards (20.1 avg).

PERSONAL

- Prepped at Lewisville High School (Texas), where he was a unanimous selection for the All-District 6-6A First Team in his senior season.
- Tallied 1,036 all-purpose yards in his senior season, including 562 receiving yards and 174 rushing yards.
- Selected to the Blue-Grey All-American Bowl in Dallas.
- Majored in kinesiology at East Central University.
- Son of Ivy and Debra Benson.



TRINITY BENSON'S NFL REGULAR SEASON RUSHING/RECEIVING STATISTICS

YEAR	TEAM	RECEIVING							RUSHING				
		GP	GS	NO	YDS	AVG	LG	TD	NO	YDS	AVG	LG	TD
2019	DEN	0	0	0	0	0.0	0	0	0	0	0.0	0	0
2020	DEN	0	0	0	0	0.0	0	0	0	0	0.0	0	0
2021	DET	8	2	10	103	10.3	24	0	0	0	0.0	0	0
TOTALS		8	2	10	103	10.3	24	0	0	0	0.0	0	0



TRINITY BENSON'S SINGLE-GAME HIGHS: RECEIVING

Receptions 3 vs. San Francisco 49ers, Sep 12, 2021

Longest Receptions 24 at Green Bay Packers, Sep 20, 2021

Receiving Yards 31 at Seattle Seahawks, Jan 02, 2022

All-Purpose Yards 31 at Seattle Seahawks, Jan 02, 2022

Receiving Average 6.3 vs. San Francisco 49ers, Sep 12, 2021

Miscellaneous Tackles 1 at Green Bay Packers, Sep 20, 2021

TRINITY BENSON'S 2021 GXG REGULAR-SEASON STATISTICS (DET)

DATE	OPP	P/S	RECEIVING					RUSHING				
			NO	YDS	AVG	LG	TD	NO	YDS	AVG	LG	TD
09/12	SF	P	3	19	6.3	11	0	0	0	0.0	0	0
09/20	at GB	P	1	24	24.0	24	0	0	0	0.0	0	0
09/26	BAL	P	0	0	0.0	0	0	0	0	0.0	0	0
10/03	at CHI	P	2	12	6.0	9	0	0	0	0.0	0	0
10/10	at MIN	P	0	0	0.0	0	0	0	0	0.0	0	0
10/17	CIN						INACTIVE					
10/24	at LAR						INACTIVE					
10/31	PHI	S	0	0	0.0	0	0	0	0	0.0	0	0
11/14	at PIT	P	2	17	8.5	8	0	0	0	0.0	0	0
11/21	at CLE						INACTIVE					
11/25	CHI						INACTIVE					
12/05	MIN						INACTIVE					
12/12	at DEN						INACTIVE					
12/19	ARI						INACTIVE					
12/26	at ATL						RESERVE/COVID-19					
01/02	at SEA	S	2	31	15.5	23	0	0	0	0.0	0	0
01/09	GB						INACTIVE					
2021 TTL	8-2		10	103	10.3	24	0	0	0	0.0	0	0





10

DAVID BLOUGH

(BLAU like cow)

Complete, comprehensive bios are available on NFLONG.com

POSITION: Quarterback
NFL/LIONS YEARS: 4 / 4
HEIGHT/WEIGHT 6-1 / 207
HOMETOWN: Carrollton, Texas
COLLEGE: Purdue
ACQUIRED: T-Cle '19

CAREER HIGHLIGHTS

- Started five games as an undrafted rookie in 2019. Among all-time Lions quarterbacks in their first five career starts, his 94 completions rank as the fifth-most. Excluding the 1987 strike season with replacement players, Blough became the first undrafted rookie quarterback to start a game in franchise history.
- Caught a 19-yard touchdown pass from WR Danny Amendola in Week 17 vs. Green Bay (12/29/19). He joined QB Marcus Mariota (2015) as the only rookie QBs since the NFL merger to record a touchdown reception, and joined Lions QB Gary Danielson (1984) as the only QBs in franchise history to catch a touchdown.
- Started in his NFL debut and completed 22-of-38 passes (57.9%) for 280 yards and two touchdowns, including the third-longest first-career completion (75-yard TD pass to WR Kenny Golladay) in NFL history, in Week 13 vs. Chicago (11/28/19). His 280 passing yards were the most by a Lions QB in their NFL debut and the second-most by an undrafted rookie QB in his debut in NFL history. He joined QB Marcus Mariota as the only quarterbacks in the last 25 seasons to throw for two touchdowns in the first quarter of their NFL debuts.



DAVID BLOUGH'S NFL REGULAR SEASON PASSING/RUSHING STATISTICS

YEAR	TEAM	GP	GS	PASSING											RUSHING				
				ATT	CMP	PCT	YDS	AVG	TD	INT	LG	SK	SKY	RATE	NO	YDS	AVG	LG	TD
2019	DET	5	5	174	94	54.0	984	5.7	4	6	75t	14	104	64.0	8	31	3.9	9	0
2020	DET	1	0	10	6	60.0	49	4.9	0	1	20	1	10	32.9	1	18	18.0	18	0
2021	DET	1	0	0	0	0.0	0	0.0	0	0	0	1	6	0.0	1	6	6.0	6	0
TOTALS		7	5	184	100	54.3	1,033	5.6	4	7	75T	16	120	62.2	10	55	5.5	18	0

DAVID BLOUGH'S SINGLE-GAME HIGHS: QUARTERBACK

Pass Attempts 43 vs. Tampa Bay Buccaneers, Dec 15, 2019

Pass Completions 24 vs. Tampa Bay Buccaneers, Dec 15, 2019

...1 more at 24.

Yards Passing 280 vs. Chicago Bears, Nov 28, 2019

TD Passes 2 vs. Chicago Bears, Nov 28, 2019

Long Passes 75t vs. Chicago Bears, Nov 28, 2019

Completion Percentage 60.0 at Minnesota Vikings, Dec 08, 2019

Passer Rating 87.6 vs. Chicago Bears, Nov 28, 2019

Rush Attempts 5 vs. Tampa Bay Buccaneers, Dec 15, 2019

Rushing Yards 19 vs. Tampa Bay Buccaneers, Dec 15, 2019

Longest Runs 18 vs. Tampa Bay Buccaneers, Dec 26, 2020



DAVID BLOUGH'S SINGLE-GAME HIGHS: RUSHING/RECEIVING

Rush Attempts 5 vs. Tampa Bay Buccaneers, Dec 15, 2019
Rushing Yards 19 vs. Tampa Bay Buccaneers, Dec 15, 2019
Longest Runs 18 vs. Tampa Bay Buccaneers, Dec 26, 2020
Receptions 1 vs. Green Bay Packers, Dec 29, 2019
Receiving Yards 19 vs. Green Bay Packers, Dec 29, 2019

Longest Receptions 19t vs. Green Bay Packers, Dec 29, 2019
Receiving TDs 1 vs. Green Bay Packers, Dec 29, 2019
All-Purpose Yards 30 vs. Green Bay Packers, Dec 29, 2019
Most TDs 2 vs. Chicago Bears, Nov 28, 2019

DAVID BLOUGH'S 2021 GXG REGULAR-SEASON STATISTICS (DET)

DATE	OPP	P/S	PASSING										RUSHING					
			ATT	CMP	YDS	PCT	Y/A	Y/C	TD	INT	LG	SK/YD	RATE	ATT	YDS	LG	TD	
09/12	SF																	
09/20	at GB																	
09/26	BAL																	
10/03	at CHI																	
10/10	at MIN																	
10/17	CIN																	
10/24	at LAR																	
10/31	PHI	P	0	0	0	0.0	0.0	0.0	0	0	0	1/6	0.0	1	6	6	0	
11/14	at PIT																	
11/21	at CLE																	
11/25	CHI																	
12/05	MIN																	
12/12	at DEN																	
12/19	ARI																	
12/26	at ATL																	
01/02	at SEA																	
01/09	GB																	
2021 TTL		1-0	0	0	0	0.0	0.0	0.0	0	0	0	1/6	0.0	1	6	6	0	





49

CHRIS BOARD

Complete, comprehensive bios are available on NFL.com

POSITION: Linebacker
NFL/LIONS YEARS: 5 / 1
HEIGHT/WEIGHT 6-2 / 239
HOMETOWN: Orlando, Fla.
COLLEGE: North Dakota State
ACQUIRED: UFA-BAL '22

CAREER HIGHLIGHTS

- Lead the Ravens in special teams tackles with 11 (five solo) in 2021.
- Made his first-career start vs. Pittsburgh (11/1/2020), also notching the first half-sack and forced fumble of his career.
- Produced the first multi-sack game of his career with 2.0 sacks for a total loss of 10 yards vs. the New York Giants (12/27/2020).

COLLEGE

Played four seasons at North Dakota State (2014-17), appearing in 57 games and tallying 124 tackles (59 solo), five tackles for loss and five pass defenses. Named MVFC Honor Roll for three seasons.

2017: Played in 13 games (11 starts) and registered 54 tackles (27 solo), 11 special teams tackles, four tackles for loss and two pass defenses en route to a Missouri Valley Football Conference title.

2016: Appeared in 13 games (two starts) and totaled 17 tackles (eight solo) and nine special teams tackles.

2015: Played in 15 games (four starts) and recorded 31 tackles (13 solo) and two pass defenses. Received the MVFC Commissioner's Academic Excellence Award.

2014: Appeared in 16 games and made 22 tackles (11 solo), one tackle for loss and one pass defense.

2013: Redshirted his true freshman season.

PERSONAL

- Played safety at Timber Creek (Orlando, Fla.) High School, finishing his senior season with 109 tackles (97 solo), four interceptions and eight pass defenses. Named second team all-state, all-metro and all-district first team.
- Graduated with a degree in accounting and criminal justice with a minor in psychology.
- Son of Torvia Young and Sherman Board, who both ran track at Southeast Missouri State.
- Has two brothers, Elijah and Joshua.

CHRIS BOARD'S NFL REGULAR SEASON DEFENSIVE STATISTICS

DATE	TEAM	GP	GS	TT	TACKLES						INTERCEPTIONS						O. FUMB				ST				MISC					
					S	A	TFL	YDS	SK	YDS	QBH	NO	YDS	LG	TD	PD	FF	FR	TD	YDS	TT	S	A	FF	FR	S	A			
2018	BAL	16	0	0	0	0	0	0	0.0	0.0	0	0	0	0	0	0	0	0	0	0	0	0	0	12	8	4	0	0	0	0
2019	BAL	15	0	5	3	2	1	1	0.0	0.0	0	0	0	0	0	0	1	0	0	0	0	0	5	3	2	0	0	0	0	
2020	BAL	16	2	24	15	9	2	10	2.5	11.0	5	0	0	0	0	1	1	0	0	0	0	7	5	2	0	0	0	0		
2021	BAL	16	0	30	13	17	0	0	0.0	0.0	2	0	0	0	0	0	0	0	0	0	0	11	5	6	0	0	0	0		
TOTALS		63	2	59	31	28	3	11	2.5	11.0	7	0	0	0	0	1	2	0	0	0	0	35	21	14	0	0	0	0		





CHRIS BOARD'S NFL POSTSEASON DEFENSIVE STATISTICS

DATE	TEAM	GP	TACKLES								INTERCEPTIONS					O. FUMB				ST				MISC				
			GS	TT	S	A	TFL	YDS	SK	YDS	QBH	NO	YDS	LG	TD	PD	FF	FR	TD	YDS	TT	S	A	FF	FR	S	A	
2018	BAL	1	0	1	1	0	0	0	0.0	0.0	0	0	0	0	0	0	0	0	0	0	0	0	0	0	0	0	0	0
2019	BAL	1	0	0	0	0	0	0	0.0	0.0	0	0	0	0	0	0	0	0	0	0	0	0	0	0	0	0	0	
2020	BAL	2	0	1	1	0	0	0	0.0	0.0	0	0	0	0	0	0	0	0	0	0	0	0	0	0	0	0	0	
TOTALS		4	0	2	2	0	0	0	0.0	0.0	0	0	0	0	0	0	0	0	0	0	0	0	0	0	0	0	0	

CHRIS BOARD'S SINGLE-GAME HIGHS: DEFENSIVE

- Total Tackles** 7 at Denver Broncos, Oct 03, 2021 **Forced Fumbles** 1 vs. Pittsburgh Steelers, Nov 01, 2020
- Solo Tackles** 5 at Denver Broncos, Oct 03, 2021 **Tackles For Loss** 2 vs. New York Giants, Dec 27, 2020
- Sacks** 2.0 vs. New York Giants, Dec 27, 2020 **Special Teams Tackles** 2 vs. Los Angeles Chargers, Oct 17, 2021
- Pass Defenses** 1 at Philadelphia Eagles, Oct 18, 2020

CHRIS BOARD'S SINGLE-GAME HIGHS - POSTSEASON: DEFENSIVE

- Total Tackles** 1 at Tennessee Titans, Jan 10, 2021 **Solo Tackles** 1 at Tennessee Titans, Jan 10, 2021
- ...1 more at 1. ...1 more at 1.

CHRIS BOARD'S 2021 GXG REGULAR-SEASON STATISTICS (BAL)

DATE	OPP	P/S	TACKLES								INTERCEPTIONS					O. FUMB				ST				MISC			
			TT	S	A	SK	YDS	TFL	YDS	QBH	NO	YDS	LG	TD	PD	FF	FR	TD	YDS	TT	S	A	FF	FR	S	A	
09/13	at LV	P	3	2	1	0.0	0.0	0	0	1	0	0	0	0	0	0	0	0	0	0	0	0	0	0	0	0	0
09/19	KC	P	3	2	1	0.0	0.0	0	0	0	0	0	0	0	0	0	0	0	0	2	2	0	0	0	0	0	0
09/26	at DET	P	2	0	2	0.0	0.0	0	0	0	0	0	0	0	0	0	0	0	0	0	0	0	0	0	0	0	0
10/03	at DEN	P	7	5	2	0.0	0.0	0	0	0	0	0	0	0	0	0	0	0	2	1	1	0	0	0	0	0	0
10/11	IND	P	2	0	2	0.0	0.0	0	0	0	0	0	0	0	0	0	0	0	0	0	0	0	0	0	0	0	0
10/17	LAC	P	1	0	1	0.0	0.0	0	0	1	0	0	0	0	0	0	0	0	2	0	2	0	0	0	0	0	0
10/24	CIN	P	1	0	1	0.0	0.0	0	0	0	0	0	0	0	0	0	0	0	0	0	0	0	0	0	0	0	0
11/07	MIN	P	1	1	0	0.0	0.0	0	0	0	0	0	0	0	0	0	0	0	1	1	0	0	0	0	0	0	0
11/11	at MIA	P	3	1	2	0.0	0.0	0	0	0	0	0	0	0	0	0	0	0	0	0	0	0	0	0	0	0	0
11/21	at CHI	P	1	0	1	0.0	0.0	0	0	0	0	0	0	0	0	0	0	0	0	0	0	0	0	0	0	0	0
11/28	CLE	P	2	0	2	0.0	0.0	0	0	0	0	0	0	0	0	0	0	0	0	0	0	0	0	0	0	0	0
12/05	at PIT	P	0	0	0	0.0	0.0	0	0	0	0	0	0	0	0	0	0	0	1	0	1	0	0	0	0	0	0
12/12	at CLE	P	0	0	0	0.0	0.0	0	0	0	0	0	0	0	0	0	0	0	1	0	1	0	0	0	0	0	0
12/19	GB	P	1	0	1	0.0	0.0	0	0	0	0	0	0	0	0	0	0	0	1	1	0	0	0	0	0	0	0
12/26	at CIN		RESERVE/COVID-19																								
01/02	LAR	P	0	0	0	0.0	0.0	0	0	0	0	0	0	0	0	0	0	0	0	0	0	0	0	0	0	0	0
01/09	PIT	P	3	2	1	0.0	0.0	0	0	0	0	0	0	0	0	0	0	0	1	0	1	0	0	0	0	0	0
2021 TTL	16-0		30	13	17	0.0	0.0	0	0	2	0	0	0	0	0	0	0	0	11	5	6	0	0	0	0	0	0





35

CEDRIC BOSWELL

Complete, comprehensive bios are available on NFLONG.com

POSITION: Cornerback

NFL/LIONS YEARS: Rookie / 1

HEIGHT/WEIGHT 5-11 / 187

HOMETOWN: Beverly Hills, Mich.

COLLEGE: Miami (Ohio)

ACQUIRED: UDFA '22

CAREER HIGHLIGHTS

 Signed with the Lions as an undrafted rookie free agent on May 13, 2022.

COLLEGE

Spent three seasons (2019-21) as a defensive back at Miami University (Ohio) and appeared in 20 games for the RedHawks. In his collegiate career, he finished with 86 total tackles (67 solo), 10 pass defenses, one forced fumble and one interception. Prior to Miami (Ohio), he played one season for the University of Iowa.

2021 (Miami Ohio): Played in 12 games for the RedHawks. Recorded 61 total tackles (50 solo), seven pass defenses, one interception and one forced fumble.

2020 (Miami Ohio): Played in and started all three games, where he finished the year with nine total tackles (eight solo) and two pass breakups.





2019 (Miami Ohio): Played in all 14 games, where he recorded 16 total tackles (nine solo) including 1.5 tackles for loss.

2018 (Miami Ohio): Sat out the season due to transfer rules.

2017 (Iowa): Saw action in one game, recording one pass break-up.

2016 (Iowa): Redshirted.

PERSONAL

-  Attended Groves High School (Beverly Hills, Mich.) where he played both defensive back and running back. Also lettered in track.
-  Earned all-state and all-conference honors as a senior.
-  Holds school record for rushing yards in a game (334 yards).
-  Son of Shelly Blannon and Cedrick Boswell, Sr.





12

TIM BOYLE

Complete, comprehensive bios are available on NFL.com

POSITION: Quarterback
NFL/LIONS YEARS: 5 / 2
HEIGHT/WEIGHT: 6-4 / 225
HOMETOWN: Middletown, Conn.
COLLEGE: Eastern Kentucky
ACQUIRED: FA '21

CAREER HIGHLIGHTS

- 🦋 Saw his most extensive NFL action in 2021, appearing in five games and making the first three starts of his career. He completed 61-of-94 passes (64.9%) for 526 yards and three touchdowns on the season.
- 🦋 Threw his first-career touchdown on a 20-yard strike to WR Amon-Ra St. Brown at the Atlanta Falcons on Dec. 26, 2021.
- 🦋 Made his first-career start against the Cleveland Browns on Nov. 21, 2021.
- 🦋 Completed three-of-four passes (75.0%) for 15 yards and an 80.2 passer rating in 11 career appearances for the Green Bay Packers (2018-20).

COLLEGE

Split his NCAA career between UCONN (2013-15) and Eastern Kentucky (2017). In his career, he started 19 of 36 games and completed 334-of-602 passes (55.4%) for 3,371 yards, 12 touchdowns and 26 interceptions.

2017: Started all 11 games as a redshirt senior at Eastern Kentucky in 2017, completing 201-of-327 passes (61.4%) for 2,134 yards, 11 touchdowns and 13 interceptions. Added one rushing touchdown.

- 🦋 His 2,134 passing yards were the fifth-most in a season in EKU history.
- 🦋 Became the first Colonel QB to top 300 passing yards in his debut.

2016: Redshirted at Eastern Kentucky.

2015: Played in 11 games at UCONN (one start) and completed 31-of-60 passes (51.7%) for 281 yards and two interceptions.

- 🦋 Served as the Huskies' holder.


2014: Appeared in nine games (three starts), completing 43-of-82 passes (52.4%) for 335 yards, one touchdown and three interceptions.

2013: Started four-of-five games played, completing 59-of-133 passes (44.4%) for 621 yards and eight interceptions.

PERSONAL

- 🦋 Attended Xavier (Middletown, Conn.) High School, where he was named the Connecticut High School Coaches' Association Player of the Year as well as All-Southern Connecticut Conference as a senior in 2012.
- 🦋 Led Xavier to a state championship while throwing 24 TDs and running for five more in his final season.
- 🦋 His father, Kevin, played football at Worcester Polytechnic Institute, and his sister, Amanda, was on the crew team at Iona.
- 🦋 Earned his degree in sports management.





15

BRADY BREEZE

Complete, comprehensive bios are available on NFLDM.com

POSITION: Safety

NFL/LIONS YEARS: 2 / 2

HEIGHT/WEIGHT: 6-0 / 200

HOMETOWN: Lake Oswego, Ore.

COLLEGE: Oregon

ACQUIRED: W-TEN '21

CAREER HIGHLIGHTS

- Recorded his first-career tackle vs. Arizona (12/19/21) in Week 15, totaling a career-high three tackles in his first game with Detroit.
- Made his NFL debut as a member of the Titans in Week 7 vs. Kansas City.

COLLEGE

Spent five years at the University of Oregon as a safety. In his collegiate career, he amassed 65 total tackles (65 solo), three interceptions, eight pass defenses, one forced fumble, four fumble recoveries, and three defensive touchdowns.

2020: Opted out of his final season.

2019: Played in all 14 games. Compiled 62 total tackles (43 solo), two interceptions, five pass defenses, one forced fumble, four fumble recoveries, and three defensive touchdowns, which tied for the most in the FBS. Named as the 2020 Rose Bowl Defensive MVP and to the Pac-12 All-Conference Special Teams First-Team by the coaches.

2018: Appeared in all 13 games. Tallied 10 total tackles (seven solo).

2017: Played in 11 games. Recorded 23 total tackles (15 solo), one interception and three pass defenses.

2016: Redshirted his freshman year.

PERSONAL

- Prepped at Central Catholic High School (Ore.), where he was a four-star recruit and the top recruit in the state of Oregon in the 2016 class by Rivals. Also helped the lead Central Catholic to an Oregon 6A state championship in 2014.
- Voted twice as a First-Team All-State defensive back by The Oregonian.
- Captained the U.S. Under-19 National Team in the 2016 International Bowl.
- Majored in pre-business administration at Oregon.

BRADY BREEZE'S NFL REGULAR SEASON DEFENSIVE STATISTICS

DATE	TEAM	GP	GS	TACKLES							INTERCEPTIONS							O. FUMB					ST					MISC										
				TT	S	A	TFL	YDS	SK	YDS	QBH	NO	YDS	LG	TD	PD	FF	FR	TD	YDS	TT	S	A	FF	FR	S	A											
2021	TEN	5	0	0	0	0	0	0	0.0	0.0	0	0	0	0	0	0	0	0	0	0	0	0	0	0	0	0	0	0	0	0	0	0	0	0	0	0	0	0
Went from Tennessee to Detroit.																																						
2021	DET	4	0	3	3	0	0	0	0.0	0.0	0	0	0	0	0	0	0	0	0	0	0	0	0	0	0	0	0	3	2	1	0	0	0	0	0	0		
2021	TOT	9	0	3	3	0	0	0	0.0	0.0	0	0	0	0	0	0	0	0	0	0	0	0	0	0	0	0	3	2	1	0	0	0	0	0	0	0		
TOTALS		9	0	3	3	0	0	0	0.0	0.0	0	0	0	0	0	0	0	0	0	0	0	0	0	0	0	3	2	1	0	0	0	0	0	0	0	0		



BRADY BREEZE'S SINGLE-GAME HIGHS: DEFENSIVE

Total Tackles 3 vs. Arizona Cardinals, Dec 19, 2021

Special Teams Tackles 2 at Atlanta Falcons, Dec 26, 2021

Solo Tackles 3 vs. Arizona Cardinals, Dec 19, 2021

BRADY BREEZE'S 2021 GXG REGULAR-SEASON STATISTICS (TEN/DET)

DATE	OPP	P/S	TACKLES							INTERCEPTIONS					O. FUMB				ST			MISC				
			TT	S	A	SK	YDS	TFL	YDS	QBH	NO	YDS	LG	TD	PD	FF	FR	TD	YDS	TT	S	A	FF	FR	S	A
09/12	ARI																									
09/19	at SEA																									
09/26	IND																									
10/03	at NYJ																									
10/10	at JAX																									
10/18	BUF																									
10/24	KC	P	0	0	0	0.0	0.0	0	0	0	0	0	0	0	0	0	0	0	0	0	0	0	0	0	0	0
10/31	at IND																									
11/07	at LAR	P	0	0	0	0.0	0.0	0	0	0	0	0	0	0	0	0	0	0	0	0	0	0	0	0	0	0
11/14	NO	P	0	0	0	0.0	0.0	0	0	0	0	0	0	0	0	0	0	0	0	0	0	0	0	0	0	0
11/21	HOU	P	0	0	0	0.0	0.0	0	0	0	0	0	0	0	0	0	0	0	0	0	0	0	0	0	0	0
11/28	at NE	P	0	0	0	0.0	0.0	0	0	0	0	0	0	0	0	0	0	0	0	0	0	0	0	0	0	0
12/12	JAX																									
12/19	ARI	P	3	3	0	0.0	0.0	0	0	0	0	0	0	0	0	0	0	0	0	0	0	0	0	0	0	0
12/26	at ATL	P	0	0	0	0.0	0.0	0	0	0	0	0	0	0	0	0	0	0	0	2	1	1	0	0	0	0
01/02	at SEA	P	0	0	0	0.0	0.0	0	0	0	0	0	0	0	0	0	0	0	0	1	1	0	0	0	0	0
01/09	GB	P	0	0	0	0.0	0.0	0	0	0	0	0	0	0	0	0	0	0	0	0	0	0	0	0	0	0
2021 TTL		9-0	3	3	0	0.0	0.0	0	0	0	0	0	0	0	0	0	0	0	0	3	2	1	0	0	0	0





90

MICHAEL BROCKERS

Complete, comprehensive bios are available on NFL.com

POSITION: Defensive Lineman

NFL/LIONS YEARS: 11 / 2

HEIGHT/WEIGHT: 6-5 / 297

HOMETOWN: Houston, Texas

COLLEGE: LSU

ACQUIRED: T-LAR '21

CAREER HIGHLIGHTS

- After spending the first nine seasons of his career with the Rams (2012-20), Brockers joined the Lions for his 10th NFL season in 2021.
- Made his first sack for Detroit at Green Bay (9/20/21), taking down Packers QB Aaron Rodgers for a loss of 10 yards.
- Team captain who helped the Rams win the NFC Championship game in 2018.
- Left the Rams ranked sixth in tackles for loss (48), ninth in run stuffs (26.5) and 12th in sacks (28.0).
- His 29.0 NFL sacks rank as the fifth-most by an LSU product.
- Has produced five-career multi-sack games.



MICHAEL BROCKERS' NFL REGULAR SEASON DEFENSIVE STATISTICS

DATE	TEAM	GP	GS	TACKLES								INTERCEPTIONS					O. FUMB				ST				MISC										
				TT	S	A	TFL	YDS	SK	YDS	QBH	NO	YDS	LG	TD	PD	FF	FR	TD	YDS	TT	S	A	FF	FR	S	A								
2012	STL	13	12	31	20	11	7	0	4.0	18.5	6	0	0	0	1	1	0	0	0	0	0	0	0	0	0	0	0	0	0	0	0	0	0	0	0
2013	STL	16	16	46	38	8	7	22	5.5	24.0	10	0	0	0	0	1	0	0	0	0	0	0	0	0	0	0	0	0	0	0	0	0	0	0	
2014	STL	16	16	32	24	8	5	19	2.0	8.0	4	0	0	0	0	1	0	1	0	0	0	0	0	0	0	0	0	0	0	0	0	0	0	0	
2015	STL	16	16	44	27	17	8	34	3.0	14.0	6	0	0	0	0	0	0	0	0	0	0	0	0	0	0	0	0	0	0	0	0	0	0	0	
2016	LAR	14	14	19	14	5	1	1	0.0	0.0	5	0	0	0	0	2	0	0	0	0	0	0	0	0	0	0	0	0	0	0	0	0	0	0	
2017	LAR	16	15	54	38	16	8	16	4.5	18.0	8	0	0	0	0	4	0	0	0	0	0	0	0	0	0	0	0	0	0	0	0	0	0	0	
2018	LAR	16	16	54	33	21	4	9	1.0	3.0	4	0	0	0	0	0	0	0	0	0	0	0	0	0	0	0	0	0	0	0	0	0	0	0	
2019	LAR	16	16	63	34	29	3	15	3.0	20.5	9	0	0	0	0	1	0	0	0	0	0	0	0	0	0	0	0	0	0	0	0	0	0	0	
2020	LAR	15	15	51	21	30	5	35	5.0	35.0	10	0	0	0	0	0	0	0	0	0	0	0	0	0	0	0	0	0	0	0	0	0	0	0	
2021	DET	16	16	52	23	29	4	13	1.0	10.0	1	0	0	0	0	0	0	0	0	0	0	0	0	0	0	0	0	0	0	0	0	0	0	0	
TOTALS		154	152	446	272	174	52	184	29.0	151.0	63	0	0	0	0	9	2	1	0	0	0	0	0	0	0	0	0	0	0	0	0	0	0	0	



MICHAEL BROCKERS' NFL POSTSEASON DEFENSIVE STATISTICS

DATE	TEAM	GP	GS	TACKLES								INTERCEPTIONS					O. FUMB				ST				MISC										
				TT	S	A	TFL	YDS	SK	YDS	QBH	NO	YDS	LG	TD	PD	FF	FR	TD	YDS	TT	S	A	FF	FR	S	A								
2017	LAR	1	1	1	0	1	0	0	0.5	3.5	1	0	0	0	0	0	0	0	0	0	0	0	0	0	0	0	0	0	0	0	0	0	0	0	
2018	LAR	3	3	13	7	6	0	0	0.0	0.0	0	0	0	0	1	0	0	0	0	0	0	0	0	0	0	0	0	0	0	0	0	0	0	0	0
2020	LAR	2	2	9	5	4	0	0	0.0	0.0	0	0	0	0	0	0	0	0	0	0	0	0	0	0	0	0	0	0	0	0	0	0	0	0	0
TOTALS		6	6	23	12	11	0	0	0.5	3.5	1	0	0	0	1	0	0	0	0	0	0	0	0	0	0	0	0	0	0	0	0	0	0	0	0



MICHAEL BROCKERS' SINGLE-GAME HIGHS: DEFENSIVE

Total Tackles 9 vs. Baltimore Ravens, Nov 25, 2019

Forced Fumbles 1 vs. Jacksonville Jaguars, Oct 06, 2013

Solo Tackles 7 at Houston Texans, Oct 13, 2013

Fumble Recoveries 1 at Philadelphia Eagles, Oct 05, 2014

Sacks 2.0 vs. New England Patriots, Dec 10, 2020

Tackles For Loss 3 at Houston Texans, Oct 13, 2013

Pass Defenses 2 at Dallas Cowboys, Oct 01, 2017

MICHAEL BROCKERS' SINGLE-GAME HIGHS - POSTSEASON: DEFENSIVE

Total Tackles 8 at Green Bay Packers, Jan 16, 2021

Sacks 0.5 vs. Atlanta Falcons, Jan 06, 2018

Solo Tackles 5 vs. New England Patriots, Feb 03, 2019

Pass Defenses 1 at New Orleans Saints, Jan 20, 2019

MICHAEL BROCKERS' 2021 GXG REGULAR-SEASON STATISTICS (DET)

DATE	OPP	P/S	TACKLES								INTERCEPTIONS					O. FUMB				ST					MISC		
			TT	S	A	SK	YDS	TFL	YDS	QBH	NO	YDS	LG	TD	PD	FF	FR	TD	YDS	TT	S	A	FF	FR	S	A	
09/12	SF	S	5	3	2	0.0	0.0	0	0	0	0	0	0	0	0	0	0	0	0	0	0	0	0	0	0	0	0
09/20	at GB	S	4	3	1	1.0	10.0	1	10	1	0	0	0	0	0	0	0	0	0	0	0	0	0	0	0	0	
09/26	BAL	S	1	1	0	0.0	0.0	0	0	0	0	0	0	0	0	0	0	0	0	0	0	0	0	0	0	0	
10/03	at CHI	S	3	2	1	0.0	0.0	1	1	0	0	0	0	0	0	0	0	0	0	0	0	0	0	0	0	0	
10/10	at MIN	S	1	0	1	0.0	0.0	0	0	0	0	0	0	0	0	0	0	0	0	0	0	0	0	0	0	0	
10/17	CIN	S	4	2	2	0.0	0.0	1	2	0	0	0	0	0	0	0	0	0	0	0	0	0	0	0	0	0	
10/24	at LAR	S	3	0	3	0.0	0.0	0	0	0	0	0	0	0	0	0	0	0	0	0	0	0	0	0	0	0	
10/31	PHI	S	3	1	2	0.0	0.0	0	0	0	0	0	0	0	0	0	0	0	0	0	0	0	0	0	0	0	
11/14	at PIT	S	4	3	1	0.0	0.0	0	0	0	0	0	0	0	0	0	0	0	0	0	0	0	0	0	0	0	
11/21	at CLE	S	5	2	3	0.0	0.0	1	0	0	0	0	0	0	0	0	0	0	0	0	0	0	0	0	0	0	
11/25	CHI	S	1	1	0	0.0	0.0	0	0	0	0	0	0	0	0	0	0	0	0	0	0	0	0	0	0	0	
12/05	MIN	S	5	1	4	0.0	0.0	0	0	0	0	0	0	0	0	0	0	0	0	0	0	0	0	0	0	0	
12/12	at DEN	S	5	1	4	0.0	0.0	0	0	0	0	0	0	0	0	0	0	0	0	0	0	0	0	0	0	0	
12/19	ARI	S	3	1	2	0.0	0.0	0	0	0	0	0	0	0	0	0	0	0	0	0	0	0	0	0	0	0	
12/26	at ATL	S	4	2	2	0.0	0.0	0	0	0	0	0	0	0	0	0	0	0	0	0	0	0	0	0	0	0	
01/02	at SEA		RESERVE/COVID-19																								
01/09	GB	S	1	0	1	0.0	0.0	0	0	0	0	0	0	0	0	0	0	0	0	0	0	0	0	0	0	0	
2021 TTL	16-16		52	23	29	1.0	10.0	4	13	1	0	0	0	0	0	0	0	0	0	0	0	0	0	0	0	0	





63

EVAN BROWN

Complete, comprehensive bios are available on NFL.com

POSITION: Center
NFL/LIONS YEARS: 4 / 3
HEIGHT/WEIGHT: 6-3 / 320
HOMETOWN: Southlake, Texas
COLLEGE: Southern Methodist
ACQUIRED: FA '20

CAREER HIGHLIGHTS

- Appeared in 16 games (12 starts) at center for the Lions in 2021. He surrendered only 1.0 sack and three penalties on the season.
- Ranked as the NFL's seventh-best pass-blocking center (72.4) by Pro Football Focus in 2021.
- According to ESPN's metrics, he was ranked with the ninth-highest pass block win rate (95%) in 2021 among all NFL centers.
- Appeared in his first-career game for the New York Giants in 2019.

COLLEGE

Appeared in 47 games for SMU (all starts) and has experience at both center and guard.

2017: Started all 13 games at center for the Mustangs, and blocked for an offense that ranked 12th nationally in scoring offense (37.8), 15th in total offense (478.5) and 19th in passing offense (294.1).

2016: Played and started in all 12 games at center.

2015: Started all 12 games at right guard.

2014: Played and started 10 games as a true freshman, making eight starts at right guard and two starts at center.

PERSONAL

- Prepped at Southlake Carroll (Texas), where he helped the team to an 11-2 record as a senior, recording 91 pancakes, and 93 knockdowns.
- His senior year accolades included: first-team All-Texas by Dave Campbell's Texas Football, Texas Sports Writers Association and Padilla Poll first-team All-State pick, selected to the Star-Telegram Super Team and the 2013 Taco Bell All-North Texas Team and was as a Finalist for the LaDainian Tomlinson Offensive Player of the Year.



EVAN BROWN'S NFL REGULAR SEASON STATISTICS

YEAR	TEAM	GP	GS
2018	NYG	0	0
2019	NYG	1	0
Went from N.Y. Giants to Miami .			
2019	MIA	3	0
2019	TOT	4	0
2020	CLE	5	0
Went from Cleveland to Detroit .			
2020	DET	2	0
2020	TOT	7	0
2021	DET	16	12
TOTALS		27	12



EVAN BROWN'S 2021 GXG REGULAR-SEASON STATISTICS (DET)

DATE	OPP	P/S	
09/12	SF	P	
09/20	at GB	P	
09/26	BAL	P	
10/03	at CHI	P	
10/10	at MIN	S	
10/17	CIN	S	
10/24	at LAR	S	
10/31	PHI	S	
11/14	at PIT	S	
11/21	at CLE	S	
11/25	CHI	S	
12/05	MIN	S	
12/12	at DEN		RESERVE/COVID-19
12/19	ARI	S	
12/26	at ATL	S	
01/02	at SEA	S	
01/09	GB	S	
2021 TTL		16-12	





2

AUSTIN BRYANT

Complete, comprehensive bios are available on NFL.com

POSITION: Defensive Lineman

NFL/LIONS YEARS: 4 / 4

HEIGHT/WEIGHT: 6-5 / 250

HOMETOWN: Pavo, Ga.

COLLEGE: Clemson

ACQUIRED: D-4 '19

CAREER HIGHLIGHTS

- 🦁 Set a career high with 4.5 sacks in the 2021 season.
- 🦁 Made his first-career sack in Week 3 of 2021 vs. Baltimore (9/26/21).
- 🦁 Collected his first-career pass defense in Week 17 vs. Minnesota (1/3/21).
- 🦁 Posted a career-high seven tackles (four solo), including one for loss, in Week 15 at Tennessee (12/20/20).
- 🦁 Blocked his first-career punt and added two solo tackles in Week 9 at Minnesota (11/8/20).
- 🦁 Returned from Reserve/Injured and played in his first-career game, recording one QB hit in Week 12 at Washington (11/24/19).
- 🦁 Selected by the Detroit Lions in the fourth round (117th overall) of the 2019 NFL Draft.

COLLEGE

Was part of Clemson's two-deep rotation, completing his time as a Tiger with 153 tackles - including 35 for loss - 20.0 sacks, four pass breakups, two forced fumbles and an interception in 51 games (29 starts). As part of Clemson's stout D-line, he contributed to the Tigers' success and their three National Championship titles (2015, '16 and '18).

2018: Helped the Tigers claim a national title and earned Third-Team All-ACC honors with 44 tackles, including 14.5 for loss, and eight sacks.

- 🦁 Earned Outstanding Defensive Player honors in the CFP Semifinal at the Cotton Bowl Classic in the midst of Clemson's undefeated campaign.

2017: Started in 14 games for the Tigers, registering 58 tackles, including 15.5 for loss, 8.5 sacks, two pass breakups, two forced fumbles and an interception.

- 🦁 Was named First-Team All-America by Football Writers Association and First-Team All-ACC by Phil Steele. Earned Second-Team All-ACC by coaches and the *Associated Press* and was a Third-Team All-American by the *Associated Press*.

2016: Suffered an injury (foot) in camp and missed the first six games of the season. Returned to post 16 tackles, including three for loss, and two sacks over nine games.

2015: As a true freshman, found playing time in a backup role, recording 35 tackles in 13 games.

PERSONAL

- 🦁 Acquired many accolades as a senior in high school, including being ranked the No. 15 defensive end in the nation by ESPN. Bryant also was a starter on the basketball team.
- 🦁 Earned a degree in management from Clemson University.
- 🦁 Was college roommates with 2019 NFL first-round draft picks Clelin Ferrell (Pick 4, Oakland Raiders) and Dexter Lawrence (Pick 17, New York Giants).





AUSTIN BRYANT'S NFL REGULAR SEASON DEFENSIVE STATISTICS

DATE	TEAM	GP	TACKLES									INTERCEPTIONS					O. FUMB				ST					MISC		
			GS	TT	S	A	TFL	YDS	SK	YDS	QBH	NO	YDS	LG	TD	PD	FF	FR	TD	YDS	TT	S	A	FF	FR	S	A	
2019	DET	4	0	8	2	6	0	0	0.0	0.0	1	0	0	0	0	0	0	0	0	0	0	0	0	0	0	0	0	0
2020	DET	6	1	17	12	5	1	4	0.0	0.0	1	0	0	0	0	0	0	0	0	0	0	0	0	0	0	0	0	
2021	DET	14	5	31	21	10	5	49	4.5	30.5	6	0	0	0	0	0	0	0	0	0	0	0	0	0	0	0	0	
TOTALS		24	6	56	35	21	6	53	4.5	30.5	8	0	0	0	0	0	0	0	0	0	0	0	0	0	0	0	0	

AUSTIN BRYANT'S SINGLE-GAME HIGHS: DEFENSIVE

Total Tackles 7 vs. Philadelphia Eagles, Oct 31, 2021

Sacks

1.0 at Seattle Seahawks, Jan 02, 2022

Solo Tackles 4 vs. Philadelphia Eagles, Oct 31, 2021

Tackles For Loss

1 at Seattle Seahawks, Jan 02, 2022

AUSTIN BRYANT'S 2021 GXG REGULAR-SEASON STATISTICS (DET)

DATE	OPP	P/S	TACKLES									INTERCEPTIONS					O. FUMB				ST					MISC	
			TT	S	A	SK	YDS	TFL	YDS	QBH	NO	YDS	LG	TD	PD	FF	FR	TD	YDS	TT	S	A	FF	FR	S	A	
09/12	SF	P	0	0	0	0.0	0.0	0	0	0	0	0	0	0	0	0	0	0	0	0	0	0	0	0	0	0	0
09/20	at GB		INACTIVE																								
09/26	BAL	P	1	1	0	1.0	4.0	1	4	1	0	0	0	0	0	0	0	0	0	0	0	0	0	0	0	0	0
10/03	at CHI	P	4	4	0	0.0	0.0	1	24	0	0	0	0	0	0	0	0	0	0	0	0	0	0	0	0	0	0
10/10	at MIN	P	0	0	0	0.0	0.0	0	0	0	0	0	0	0	0	0	0	0	0	0	0	0	0	0	0	0	0
10/17	CIN	P	2	2	0	1.0	12.0	1	12	1	0	0	0	0	0	0	0	0	0	0	0	0	0	0	0	0	0
10/24	at LAR	P	0	0	0	0.0	0.0	0	0	0	0	0	0	0	0	0	0	0	0	0	0	0	0	0	0	0	0
10/31	PHI	P	7	4	3	0.0	0.0	0	0	0	0	0	0	0	0	0	0	0	0	0	0	0	0	0	0	0	0
11/14	at PIT		INACTIVE																								
11/21	at CLE	S	4	2	2	0.5	5.5	0	0	1	0	0	0	0	0	0	0	0	0	0	0	0	0	0	0	0	0
11/25	CHI	S	5	3	2	0.0	0.0	0	0	1	0	0	0	0	0	0	0	0	0	0	0	0	0	0	0	0	0
12/05	MIN	S	1	0	1	0.0	0.0	0	0	0	0	0	0	0	0	0	0	0	0	0	0	0	0	0	0	0	0
12/12	at DEN	P	0	0	0	0.0	0.0	0	0	0	0	0	0	0	0	0	0	0	0	0	0	0	0	0	0	0	0
12/19	ARI	P	1	1	0	0.0	0.0	0	0	0	0	0	0	0	0	0	0	0	0	0	0	0	0	0	0	0	0
12/26	at ATL	S	2	2	0	1.0	5.0	1	5	1	0	0	0	0	0	0	0	0	0	0	0	0	0	0	0	0	0
01/02	at SEA	S	4	2	2	1.0	4.0	1	4	1	0	0	0	0	0	0	0	0	0	0	0	0	0	0	0	0	0
01/09	GB		RESERVE/COVID-19																								
2021 TTL		14-5	31	21	10	4.5	30.5	5	49	6	0	0	0	0	0	0	0	0	0	0	0	0	0	0	0	0	0





98

ISAIAH BUGGS

Complete, comprehensive bios are available on NFLDM.com

POSITION: Defensive Lineman

NFL/LIONS YEARS: 3 / 1

HEIGHT/WEIGHT: 6-3 / 295

HOMETOWN: Ruston, La.

COLLEGE: Alabama

ACQUIRED: FA '22

CAREER HIGHLIGHTS

- 🦁 A third-year veteran who enters his first season with the Detroit Lions in 2022 after spending his first three seasons with the Pittsburgh Steelers (2019-21).
- 🦁 Has appeared in 29-career games (seven starts) and has registered 31 total tackles (14 solo), two tackles for loss and one pass defense.
- 🦁 Recorded a career-high five total tackles (three solo) and one quarterback hit vs. Baltimore (11/01/20).

COLLEGE

Spent his final two collegiate seasons at Alabama (2017-18) after two seasons (2015-16) at Mississippi Gulf Coast Community College.

2018 (Alabama): Played and started in all 14 games as a senior, where he totaled 51 tackles, including his team-leading sack total (9.5). He also added six quarterback pressures, three pass breakups, two forced fumbles, and one fumble recovery.

- 🦁 All-SEC Second Team.

2017 (Alabama): Played in all 14 games (13 starts) during his first season at Alabama. He totaled 51 tackles, seven quarterback pressures, four tackles for loss, and 1.5 sacks.

2016 (MGCCC): Totaled 75 tackles, including 10 tackles for loss and 3.5 sacks as a sophomore.

- 🦁 First Team All-MACJC South Division.

2015 (MGCCC): Recorded 59 tackles, eight for loss, and 4.0 sacks in his freshman campaign at Mississippi Gulf Coast Community College.

- 🦁 First Team All-MACJC South Division.

PERSONAL

- 🦁 Attended Ruston (La.) High School.
- 🦁 Graduated from Alabama with a degree in consumer science.
- 🦁 Son of Lawanda Buggs.

		TACKLES											INTERCEPTIONS					O. FUMB				ST				MISC		
DATE	TEAM	GP	GS	TT	S	A	TFL	YDS	SK	YDS	QBH	NO	YDS	LG	TD	PD	FF	FR	TD	YDS	TT	S	A	FF	FR	S	A	
2019	PIT	9	0	3	2	1	0	0	0.0	0.0	0	0	0	0	0	0	0	0	0	0	0	0	0	0	0	0	0	0
2020	PIT	10	1	11	7	4	0	0	0.0	0.0	1	0	0	0	0	0	0	0	0	0	0	0	0	0	0	0	0	0
2021	PIT	10	6	17	5	12	2	2	0.0	0.0	0	0	0	0	0	1	0	0	0	0	0	0	0	0	0	0	0	0
TOTALS		29	7	31	14	17	2	2	0.0	0.0	1	0	0	0	0	1	0	0	0	0	0	0	0	0	0	0	0	0



ISAIAH BUGGS' SINGLE-GAME HIGHS: DEFENSIVE

Total Tackles 5 vs. Detroit Lions, Nov 14, 2021
Solo Tackles 3 at Dallas Cowboys, Nov 08, 2020


Pass Defenses 1 at Los Angeles Chargers, Nov 21, 2021

Tackles For Loss 1 vs. Seattle Seahawks, Oct 17, 2021

ISAIAH BUGGS' 2021 GXG REGULAR-SEASON STATISTICS (PIT)

DATE	OPP	P/S	TACKLES								INTERCEPTIONS					O. FUMB				ST			MISC			
			TT	S	A	SK	YDS	TFL	YDS	QBH	NO	YDS	LG	TD	PD	FF	FR	TD	YDS	TT	S	A	FF	FR	S	A
09/12	at BUF	P	1	0	1	0.0	0.0	0	0	0	0	0	0	0	0	0	0	0	0	0	0	0	0	0	0	0
09/19	LV	P	0	0	0	0.0	0.0	0	0	0	0	0	0	0	0	0	0	0	0	0	0	0	0	0	0	0
09/26	CIN	S	3	1	2	0.0	0.0	0	0	0	0	0	0	0	0	0	0	0	0	0	0	0	0	0	0	0
10/03	at GB	S	2	1	1	0.0	0.0	1	1	0	0	0	0	0	0	0	0	0	0	0	0	0	0	0	0	0
10/10	DEN	P	1	0	1	0.0	0.0	0	0	0	0	0	0	0	0	0	0	0	0	0	0	0	0	0	0	0
10/17	SEA	S	1	1	0	0.0	0.0	1	1	0	0	0	0	0	0	0	0	0	0	0	0	0	0	0	0	0
10/31	at CLE	S	1	0	1	0.0	0.0	0	0	0	0	0	0	0	0	0	0	0	0	0	0	0	0	0	0	0
11/08	CHI	S	2	0	2	0.0	0.0	0	0	0	0	0	0	0	0	0	0	0	0	0	0	0	0	0	0	0
11/14	DET	P	5	2	3	0.0	0.0	0	0	0	0	0	0	0	0	0	0	0	0	0	0	0	0	0	0	0
11/21	at LAC	S	1	0	1	0.0	0.0	0	0	0	0	0	0	0	0	0	0	0	0	0	0	0	0	0	0	0
11/28	at CIN																									
12/05	BAL																									
12/09	at MIN																									
12/19	TEN																									
12/26	at KC																									
01/03	CLE																									
01/09	at BAL																									
2021 TTL		10-6	17	5	12	0.0	0.0	2	2	0	0	0	0	0	1	0	0	0	0	0	0	0	0	0	0	0





45

ACTIVE/PUP

JASON CABINDA

Complete, comprehensive bios are available on NFLONG.com

POSITION: Fullback

NFL/LIONS YEARS: 5 / 4

HEIGHT/WEIGHT 6-1 / 238

HOMETOWN: Flemington, N.J.

COLLEGE: Penn State

ACQUIRED: FA '19

CAREER HIGHLIGHTS

- Recorded his first-career touchdown on a six-yard reception vs. Arizona in Week 15 (12/19/21). It was the first time a Lions fullback produced a touchdown reception since FB Cory Schlesinger in 2004.
- Recorded a career-long 21-yard carry in Week 11 at Cleveland (11/21/21), the first 20+ yard rush by a Lions FB since Cory Schlesinger vs. Dallas on Jan. 6, 2002.
- Appeared in all 16 games for the first time in his career in 2020, mostly contributing on offense as a fullback. He had served as a linebacker in his first two NFL seasons.
- Appeared in his first game for the Lions in Week 14 at Minnesota (12/8/19).
- Made his first NFL appearance in Week 8 for the Raiders against the Indianapolis Colts (10/28/18).



JASON CABINDA'S NFL REGULAR SEASON RUSHING/RECEIVING STATISTICS

YEAR	TEAM	GP	GS	RUSHING					RECEIVING					
				NO	YDS	AVG	LG	TD	NO	YDS	AVG	LG	TD	
2018	OAK	10	3	0	0	0.0	0	0	0	0	0	0.0	0	0
2019	DET	4	0	0	0	0.0	0	0	0	0	0	0.0	0	0
2020	DET	16	2	1	0	0.0	0	0	2	8	4.0	4	0	0
2021	DET	14	4	3	23	7.7	21	0	4	16	4.0	6t	1	1
TOTALS		44	9	4	23	5.8	21	0	6	24	4.0	6T	1	1



JASON CABINDA'S NFL REGULAR SEASON DEFENSIVE STATISTICS

DATE	TEAM	GP	GS	TT	TACKLES					INTERCEPTIONS					O. FUMB					ST						
					S	A	TFL	YDS	SK	YDS	QBH	NO	YDS	LG	TD	PD	FF	FR	TD	YDS	TT	S	A	FF	FR	
2018	OAK	10	3	21	14	7	0	0	0.0	0.0	1	0	0	0	0	0	0	0	0	0	0	0	0	0	0	0
2019	DET	4	0	0	0	0	0	0	0.0	0.0	0	0	0	0	0	0	0	0	0	0	0	2	1	1	0	0
2020	DET	16	2	0	0	0	0	0	0.0	0.0	0	0	0	0	0	0	0	0	0	0	0	7	3	4	0	0
2021	DET	14	4	0	0	0	0	0	0.0	0.0	0	0	0	0	0	0	0	0	0	0	0	7	6	1	0	0
TOTALS		44	9	21	14	7	0	0	0.0	0.0	1	0	0	0	0	0	0	0	0	0	0	16	10	6	0	0



JASON CABINDA'S SINGLE-GAME HIGHS: RUSHING/RECEIVING

Rush Attempts	2 at Cleveland Browns, Nov 21, 2021	All-Purpose Yards	21 at Cleveland Browns, Nov 21, 2021
Rushing Yards	21 at Cleveland Browns, Nov 21, 2021	Kickoff Returns	1 at Chicago Bears, Dec 06, 2020
Longest Runs	21 at Cleveland Browns, Nov 21, 2021	Kickoff Return Yards	13 at Chicago Bears, Dec 06, 2020
Receptions	2 at Atlanta Falcons, Dec 26, 2021	Longest Kickoff Return	13 at Chicago Bears, Dec 06, 2020
Receiving Yards	6 at Atlanta Falcons, Dec 26, 2021	Special Teams Tackles	2 vs. Arizona Cardinals, Dec 19, 2021
Longest Receptions	6t vs. Arizona Cardinals, Dec 19, 2021	Most TDs	1 vs. Arizona Cardinals, Dec 19, 2021
Receiving TDs	1 vs. Arizona Cardinals, Dec 19, 2021		

JASON CABINDA'S SINGLE-GAME HIGHS: DEFENSIVE

Total Tackles	4 at Cincinnati Bengals, Dec 16, 2018 ...2 more at 4.	Special Teams Tackles	2 vs. Arizona Cardinals, Dec 19, 2021 ...2 more at 2.
Solo Tackles	4 at Cincinnati Bengals, Dec 16, 2018		

JASON CABINDA'S 2021 GXG REGULAR-SEASON STATISTICS (DET)

DATE	OPP	P/S	RUSHING					RECEIVING				
			NO	YDS	AVG	LG	TD	NO	YDS	AVG	LG	TD
09/12	SF	P	0	0	0.0	0	0	0	0	0.0	0	0
09/20	at GB	P	0	0	0.0	0	0	1	4	4.0	4	0
09/26	BAL	P	0	0	0.0	0	0	0	0	0.0	0	0
10/03	at CHI	P	0	0	0.0	0	0	0	0	0.0	0	0
10/10	at MIN	P	0	0	0.0	0	0	0	0	0.0	0	0
10/17	CIN	P	0	0	0.0	0	0	0	0	0.0	0	0
10/24	at LAR							INACTIVE				
10/31	PHI	S	0	0	0.0	0	0	0	0	0.0	0	0
11/14	at PIT	P	1	2	2.0	2	0	0	0	0.0	0	0
11/21	at CLE	S	2	21	10.5	21	0	0	0	0.0	0	0
11/25	CHI	P	0	0	0.0	0	0	0	0	0.0	0	0
12/05	MIN	P	0	0	0.0	0	0	0	0	0.0	0	0
12/12	at DEN	P	0	0	0.0	0	0	0	0	0.0	0	0
12/19	ARI	S	0	0	0.0	0	0	1	6	6.0	6t	1
12/26	at ATL	S	0	0	0.0	0	0	2	6	3.0	4	0
01/02	at SEA							INACTIVE				
01/09	GB							INACTIVE				
2021 TTL	14-4		3	23	7.7	21	0	4	16	4.0	6T	1





87

QUINTEZ CEPHUS

(SEE-fuss)

Complete, comprehensive bios are available on NFL.com

POSITION: Wide Receiver
NFL/LIONS YEARS: 3 / 3
HEIGHT/WEIGHT: 6-1 / 208
HOMETOWN: Macon, Ga.
COLLEGE: Wisconsin
ACQUIRED: D-5a '20

CAREER HIGHLIGHTS

- Produced a touchdown reception in each of the first two games of the 2021 season, extending his touchdown streak to three-straight games (he had a touchdown in Week 17 of the 2020 season).
- Logged a career-high 83 receiving yards at Chicago on Oct. 3, 2021.
- Scored his first-career touchdown on a 49-yard pass from QB Matthew Stafford in Week 13 at Chicago (12/6/20).
- Joined the Lions after being selected in the fifth round (166th overall) in the 2020 NFL Draft.

COLLEGE

In 37 games (18 starts) at Wisconsin, produced career totals of 93 receptions for 1,496 yards (16.1 avg.) and 13 touchdowns.

2019: Appeared in all 14 games (five starts), leading the team with 59 receptions for 901 yards (15.3 avg.) and seven touchdowns.

- Consensus All-Big Ten honorable mention.

2018: Did not play.

2017: Played in nine games (eight starts), posting 30 receptions for 501 yards (16.7 avg.) and six touchdowns.

- Missed the final five games of the season due to injury (leg).
- Earned All-Big Ten honorable mention (consensus), CoSIDA Academic All-District and Academic All-Big Ten accolades.

2016: As a true freshman, appeared in all 14 games (five starts), tallying four catches for 94 yards (23.5 avg.).

PERSONAL

- Attended Stratford Academy and was named first-team all-state by Georgia Sports Writers Association and *Atlanta Journal-Constitution* as a senior after recording 42 receptions for 872 yards and 12 touchdowns. He finished his high school career with 54 career catches for 1,030 yards and 14 touchdowns.
- In addition to football scholarship offers, Cephus also received DI scholarship offers for basketball.
- Majored in personal finance at Wisconsin.





QUINTEZ CEPHUS' NFL REGULAR SEASON RUSHING/RECEIVING STATISTICS

YEAR	TEAM	RECEIVING							RUSHING				
		GP	GS	NO	YDS	AVG	LG	TD	NO	YDS	AVG	LG	TD
2020	DET	13	2	20	349	17.5	49t	2	0	0	0.0	0	0
2021	DET	5	3	15	204	13.6	46	2	0	0	0.0	0	0
TOTALS		18	5	35	553	15.8	49T	4	0	0	0.0	0	0

QUINTEZ CEPHUS' SINGLE-GAME HIGHS: RECEIVING

Receptions	4 at Chicago Bears, Oct 03, 2021 ...1 more at 4.	Receiving TDs	1 at Green Bay Packers, Sep 20, 2021 ...3 more at 1.
Receiving Yards	83 at Chicago Bears, Oct 03, 2021	All-Purpose Yards	83 at Chicago Bears, Oct 03, 2021
Receiving Average	20.8 at Chicago Bears, Oct 03, 2021	Special Teams Tackles	1 at Arizona Cardinals, Sep 27, 2020
Longest Receptions	49t at Chicago Bears, Dec 06, 2020	Most TDs	1 at Green Bay Packers, Sep 20, 2021 ...3 more at 1.

QUINTEZ CEPHUS' 2021 GXG REGULAR-SEASON STATISTICS (DET)

DATE	OPP	P/S	RECEIVING					RUSHING				
			NO	YDS	AVG	LG	TD	NO	YDS	AVG	LG	TD
09/12	SF	P	3	12	4.0	7	1	0	0	0.0	0	0
09/20	at GB	S	4	63	15.8	46	1	0	0	0.0	0	0
09/26	BAL	P	1	8	8.0	8	0	0	0	0.0	0	0
10/03	at CHI	S	4	83	20.8	33	0	0	0	0.0	0	0
10/10	at MIN	S	3	38	12.7	21	0	0	0	0.0	0	0
10/17	CIN											
10/24	at LAR											
10/31	PHI											
11/14	at PIT											
11/21	at CLE											
11/25	CHI											
12/05	MIN											
12/12	at DEN											
12/19	ARI											
12/26	at ATL											
01/02	at SEA											
01/09	GB											
2021 TTL	5-3		15	204	13.6	46	2	0	0	0.0	0	0





4

DJ CHARK

Complete, comprehensive bios are available on NFL.com

POSITION: Wide Receiver

NFL/LIONS YEARS: 5 / 1

HEIGHT/WEIGHT: 6-4 / 205

HOMETOWN: Alexandria, La.

COLLEGE: LSU

ACQUIRED: UFA-JAX '22

CAREER HIGHLIGHTS

- 🦁 **Pro Bowl:** 2019
- 🦁 Since the 2019 season, he is one-of-seven NFL players to average at least 14.0 yards per reception and log 15 touchdown catches.
- 🦁 Since the 2019 season, he is one-of-seven NFL players to log three games with at least eight receptions and two touchdown catches.
- 🦁 Recorded over 1,000 yards receiving in a season for the first time in his career in 2019.
- 🦁 Hauled in four receptions for 146 yards (36.5 avg.) and a touchdown vs. Kansas City (9/8/19), the highest receiving average in a single game in franchise history.
- 🦁 Caught eight passes for a career-high 164 yards (20.5 avg.) and two touchdowns at Carolina (10/6/19), becoming only the second Jaguars player to record 160 receiving yards and two touchdowns in a single game.
- 🦁 Became the second player in franchise history to score a touchdown in three consecutive weeks to begin a season in 2019.

COLLEGE

Played four seasons at LSU from 2014-17, where he appeared in 36 games and totaled 66 receptions for 1,351 yards (20.5 avg.) and six touchdowns. Also rushed 25 times for 264 yards (10.6 avg.) and four touchdowns, finishing his career with 1,817 all-purpose yards.

2017: Played in 13 games (nine starts) as a senior and led the team with 40 receptions for 874 yards (21.9 avg.) and three touchdowns, adding 12 rushes for 63 yards (5.3 avg.) and a touchdown.

- 🦁 Took on return responsibilities, returning 18 punts for 190 yards (10.6 avg.) and two touchdowns. His punt return touchdown mark led the SEC while his return average was second.
- 🦁 Became only the seventh player in school history to score a touchdown three different ways (receiving, rushing, returning) in a single season.

2016: Appeared in 12 games (six starts) and tallied 26 receptions for 466 yards (17.9 avg.) and three touchdowns. Also added 12 carries for 122 yards (10.2 avg.) and two touchdowns.

2015: Saw action in five games, recording a 79-yard rushing touchdown on his first-ever collegiate touch.

2014: Played in six games.

PERSONAL

- 🦁 Attended Alexandria (La.) High School, hauling in 48 receptions for 554 yards (11.5 avg.) and three touchdowns as a senior en route to being named Louisiana Class 5A All-State Honorable Mention for the second-straight season.
- 🦁 Played in and named Co-MVP of the 2018 Senior Bowl.
- 🦁 Son of Shirley and Darrell Chark Sr.
- 🦁 Majored in sport administration at LSU.
- 🦁 He and his wife, Chantelle, have one daughter named Mackenzie.





DJ CHARK'S NFL REGULAR SEASON RUSHING/RECEIVING STATISTICS

YEAR	TEAM	RECEIVING							RUSHING				
		GP	GS	NO	YDS	AVG	LG	TD	NO	YDS	AVG	LG	TD
2018	JAX	11	0	14	174	12.4	38	0	0	0	0.0	0	0
2019	JAX	15	14	73	1,008	13.8	69	8	2	20	10.0	20	0
2020	JAX	13	12	53	706	13.3	73t	5	0	0	0.0	0	0
2021	JAX	4	4	7	154	22.0	41t	2	0	0	0.0	0	0
TOTALS		43	30	147	2,042	13.9	73T	15	2	20	10.0	20	0

DJ CHARK'S SINGLE-GAME HIGHS: RUSHING/RECEIVING

Rush Attempts	1 vs. New York Jets, Oct 27, 2019	Kickoff Returns	3 at Indianapolis Colts, Nov 11, 2018
Rushing Yards	20 at Cincinnati Bengals, Oct 20, 2019	Kickoff Return Yards	108 at Indianapolis Colts, Nov 11, 2018
Longest Runs	20 at Cincinnati Bengals, Oct 20, 2019	Longest Kickoff Return	47 at Indianapolis Colts, Nov 11, 2018
Receptions	9 vs. Los Angeles Chargers, Dec 08, 2019	Kickoff Return Average	36.0 at Indianapolis Colts, Nov 11, 2018
Receiving Yards	164 at Carolina Panthers, Oct 06, 2019	Special Teams Tackles	1 at Houston Texans, Dec 30, 2018
Receiving Average	36.5 vs. Kansas City Chiefs, Sep 08, 2019	Most TDs	2 at Cincinnati Bengals, Oct 04, 2020
Longest Receptions	73t vs. Houston Texans, Nov 08, 2020	Miscellaneous Tackles	1 at Minnesota Vikings, Dec 06, 2020
Receiving TDs	2 at Cincinnati Bengals, Oct 04, 2020	Longest Own Fumble Return	7 vs. New England Patriots, Sep 16, 2018
All-Purpose Yards	164 at Carolina Panthers, Oct 06, 2019		

DJ CHARK'S 2021 GXG REGULAR-SEASON STATISTICS (JAX)

DATE	OPP	P/S	RECEIVING					RUSHING				
			NO	YDS	AVG	LG	TD	NO	YDS	AVG	LG	TD
09/12	at HOU	S	3	86	28.7	41t	1	0	0	0.0	0	0
09/19	DEN	S	1	19	19.0	19	0	0	0	0.0	0	0
09/26	ARI	S	3	49	16.3	25	1	0	0	0.0	0	0
09/30	at CIN	S	0	0	0.0	0	0	0	0	0.0	0	0
10/10	TEN											
10/17	MIA											
10/31	at SEA											
11/07	BUF											
11/14	at IND											
11/21	SF											
11/28	ATL											
12/05	at LAR											
12/12	at TEN											
12/19	HOU											
12/26	at NYJ											
01/02	at NE											
01/09	IND											
2021 TTL		4-4	7	154	22.0	41T	2	0	0	0.0	0	0





79

JOHN COMINSKY

Complete, comprehensive bios are available on NFL.com

POSITION: Defensive Lineman

NFL/LIONS YEARS: 4 / 1

HEIGHT/WEIGHT: 6-5 / 285

HOMETOWN: Barberton, Ohio

COLLEGE: Charleston (W. Va.)

ACQUIRED: W-ATL '22

CAREER HIGHLIGHTS

- A fourth-year veteran who enters his first season with the Detroit Lions in 2022 after spending his first three seasons with the Atlanta Falcons (2019-21).
- Recorded his first career sack vs. Las Vegas (11/29/20) as a member of the Atlanta Falcons.
- Recorded one tackle for loss in back-to-back games at Green Bay (10/05/20) and vs. Carolina (10/11/20) as a member of the Atlanta Falcons.

COLLEGE

Recorded 218 career tackles (115 solo), 16.0 sacks and 10 pass deflections at Charleston University.

2018: Posted 67 tackles (34 solo), 16.5 tackles for loss, 3.0 sacks, and two forced fumbles.

- Mountain East Defensive Player of the Year.

2017: Became a first-team all-league pick with 23 tackles for loss, 6.5 sacks and 73 total stops in his junior year.

2016: Posted 41 tackles (22 solo), four tackles for loss, and 2.5 sacks.

- Second-Team All-Mountain East honors as a sophomore.

2015: Played 12 games, where he recorded 37 tackles (26 solo), and 4.0 sacks.

2014: Redshirted.

PERSONAL

- Attended Barberton High School (Akron, Ohio). He started off playing wide receiver but was turned into a quarterback and defensive back.
- Received second-team All-District honors as a defensive back during his senior year.

JOHN COMINSKY'S NFL REGULAR SEASON DEFENSIVE STATISTICS

DATE	TEAM	GP	GS	TT	TACKLES							INTERCEPTIONS					O. FUMB				ST				MISC								
					S	A	TFL	YDS	SK	YDS	QBH	NO	YDS	LG	TD	PD	FF	FR	TD	YDS	TT	S	A	FF	FR	S	A						
2019	ATL	10	0	11	3	8	0	0	0.5	1.0	2	0	0	0	0	2	0	0	0	0	0	0	0	0	0	0	0	0	0	0	0	0	0
2020	ATL	13	1	28	14	14	3	4	1.0	4.0	3	0	0	0	0	0	0	1	0	0	0	0	0	0	0	0	0	0	0	0	0	0	
2021	ATL	4	0	2	2	0	1	5	0.0	0.0	0	0	0	0	0	0	0	0	0	0	0	0	0	0	0	0	0	0	0	0	0	0	
TOTALS		27	1	41	19	22	4	9	1.5	5.0	5	0	0	0	0	2	0	1	0	0	0	0	0	0	0	0	0	0	0	0	0	0	

JOHN COMINSKY'S SINGLE-GAME HIGHS: DEFENSIVE

Total Tackles 5 at Los Angeles Chargers, Dec 13, 2020

Solo Tackles 2 at Carolina Panthers, Dec 12, 2021

Sacks 1.0 vs. Las Vegas Raiders, Nov 29, 2020

Pass Defenses 1 at Tampa Bay Buccaneers, Dec 29, 2019

Fumble Recoveries 1 at Dallas Cowboys, Sep 20, 2020

Tackles For Loss 1 at Carolina Panthers, Dec 12, 2021



JOHN COMINSKY'S 2021 GXG REGULAR-SEASON STATISTICS (ATL)

DATE	OPP	P/S	TACKLES								INTERCEPTIONS					O. FUMB				ST					MISC	
			TT	S	A	SK	YDS	TFL	YDS	QBH	NO	YDS	LG	TD	PD	FF	FR	TD	YDS	TT	S	A	FF	FR	S	A
09/12	PHI	P	0	0	0	0.0	0.0	0	0	0	0	0	0	0	0	0	0	0	0	0	0	0	0	0	0	0
09/19	at TB																									
09/26	at NYG																									
10/03	WAS	P	0	0	0	0.0	0.0	0	0	0	0	0	0	0	0	0	0	0	0	0	0	0	0	0	0	
10/10	NYJ																									
10/24	at MIA																									
10/31	CAR																									
11/07	at NO																									
11/14	at DAL																									
11/18	NE																									
11/28	at JAX																									
12/05	TB																									
12/12	at CAR	P	2	2	0	0.0	0.0	1	5	0	0	0	0	0	0	0	0	0	0	0	0	0	0	0	0	
12/19	at SF																									
12/26	DET																									
01/02	at BUF	P	0	0	0	0.0	0.0	0	0	0	0	0	0	0	0	0	0	0	0	0	0	0	0	0	0	
01/09	NO																									
2021 TTL	4-0		2	2	0	0.0	0.0	1	5	0	0	0	0	0	0	0	0	0	0	0	0	0	0	0	0	





96

JASHON CORNELL

(JAY-shon)

Complete, comprehensive bios are available on NFLDM6.com

POSITION: Defensive Lineman

NFL/LIONS YEARS: 3 / 3

HEIGHT/WEIGHT: 6-3 / 300

HOMETOWN: St. Paul, Minn.

COLLEGE: Ohio State

ACQUIRED: D-7 '20

CAREER HIGHLIGHTS

- Made his NFL debut in Week 7 at the Los Angeles Rams (10/24/21), contributing primarily on special teams.
- Spent his rookie season on Reserve/Injured list (Achilles tendon).
- Joined the Lions' defensive line after being selected by Detroit in the seventh round (235th overall) of the 2020 NFL Draft. He is the first defensive lineman from Ohio State the Lions have ever selected.

COLLEGE

Played in 45 career games and totaled 63 tackles, 13.5 tackles for loss, 7.0 sacks and two forced fumbles.

- Three-Time Big Ten Champion (2017-19).
- Started all 14 games for Ohio State in 2019, logging 30 total tackles, 6.5 tackles for loss and 4.0 sacks.
- Earned first collegiate start against his home state school, Minnesota, in 2018.

PERSONAL

- Son of Sheena Cornell.
- Attended Cretin-Derham Hall in St. Paul, Minn.
- Was the No. 1 recruit in the nation as a junior in 2013.
- Played in the 2015 Under Armour All-American Game.
- Earned a degree in family resource management in 2018 and hospitality management in 2019.



JASHON CORNELL'S NFL REGULAR SEASON DEFENSIVE STATISTICS

DATE	TEAM	GP	GS	TT	TACKLES					INTERCEPTIONS					O. FUMB					ST		MISC									
					S	A	TFL	YDS	SK	YDS	QBH	NO	YDS	LG	TD	PD	FF	FR	TD	YDS	TT	S	A	FF	FR	S	A				
2020	DET	0	0	0	0	0	0	0	0.0	0.0	0	0	0	0	0	0	0	0	0	0	0	0	0	0	0	0	0	0	0	0	0
2021	DET	1	0	0	0	0	0	0	0.0	0.0	0	0	0	0	0	0	0	0	0	0	0	0	0	0	0	0	0	0	0	0	
TOTALS		1	0	0	0	0	0	0	0.0	0.0	0	0	0	0	0	0	0	0	0	0	0	0	0	0	0	0	0	0	0	0	



JASHON CORNELL'S 2021 GXG REGULAR-SEASON STATISTICS (DET)

DATE	OPP	P/S	TACKLES							INTERCEPTIONS					O. FUMB				ST					MISC		
			TT	S	A	SK	YDS	TFL	YDS	QBH	NO	YDS	LG	TD	PD	FF	FR	TD	YDS	TT	S	A	FF	FR	S	A
09/12	SF																									
09/20	at GB																									
09/26	BAL																									
10/03	at CHI																									
10/10	at MIN																									
10/17	CIN																									
10/24	at LAR	P	0	0	0	0.0	0.0	0	0	0	0	0	0	0	0	0	0	0	0	0	0	0	0	0	0	0
10/31	PHI																									
11/14	at PIT																									
11/21	at CLE																									
11/25	CHI																									
12/05	MIN																									
12/12	at DEN																									
12/19	ARI																									
12/26	at ATL																									
01/02	at SEA																									
01/09	GB																									
2021 TTL		1-0	0	0	0	0.0	0.0	0	0	0	0	0	0	0	0	0	0	0	0	0	0	0	0	0	0	0





47

SCOTT DALY

Complete, comprehensive bios are available on NFL.com

POSITION: Long Snapper
NFL/LIONS YEARS: 2 / 2
HEIGHT/WEIGHT: 6-1 / 245
HOMETOWN: Downers Grove, Ill.
COLLEGE: Notre Dame
ACQUIRED: FA '21

CAREER HIGHLIGHTS

- Signed with the Lions as a free agent after spending the 2018 offseason with the Dallas Cowboys. He had stints with the AAF and XFL before signing with Detroit.
- Made his NFL debut Week 1 vs. San Francisco (9/12/21).

COLLEGE

Spent three seasons (2013-15) at Notre Dame and handled snapping responsibilities in all 39 games in which he appeared.

2015: Was perfect on 126 snapping opportunities including 52 extra points, 17 field goals and 57 punts.

- Recovered a fumble on a muffed punt at the 4-yard line against Boston College (Nov. 21).

2014: Snapped for all 52 PATs, 24 field goal attempts and 51 punts.

2013: Served as long snapper in all 13 games and recorded two special teams tackles on the year.

2012: Did not see game action.

PERSONAL

- Attended Downers Grove (Ill.) South High School and won the first Herbalife 24 Chris Rubio Award as the top high school long snapper in the nation in 2011.
- Played tight end and handled all long-snapping duties in high school, helping the team to a 10-2 record as a senior.
- Owns a black belt in taekwondo.
- Majored in management consulting.



SCOTT DALY'S NFL REGULAR SEASON STATISTICS


YEAR	TEAM	GP
2018	DAL	0
2021	DET	17
TOTALS		17



SCOTT DALY'S 2021 GXG REGULAR-SEASON STATISTICS (DET)

DATE	OPP	
09/12	SF	P
09/20	at GB	P
09/26	BAL	P
10/03	at CHI	P
10/10	at MIN	P
10/17	CIN	P
10/24	at LAR	P
10/31	PHI	P
11/14	at PIT	P
11/21	at CLE	P
11/25	CHI	P
12/05	MIN	P
12/12	at DEN	P
12/19	ARI	P
12/26	at ATL	P
01/02	at SEA	P
01/09	GB	P
2021 TTL	17	





40

JARRAD DAVIS

(JARED)

Complete, comprehensive bios are available on NFL.com

POSITION: Linebacker

NFL/LIONS YEARS: 6 / 5

HEIGHT/WEIGHT: 6-1 / 242

HOMETOWN: Kingsland, Ga.

COLLEGE: Florida

ACQUIRED: UFA-NYJ '22

CAREER HIGHLIGHTS

- Became the first player in Lions history to record at least 250 total tackles and 10.0 sacks within their first three NFL seasons (2017-19).
- Is one of six players, and one of four linebackers, in NFL history to produce at least 250 tackles, 10.0 sacks, five forced fumbles, three fumble recoveries and one interception through a player's first three seasons.
- Has four career games with at least eight tackles and 1.0 sack, the most in franchise history.
- Had 10.0 sacks through three seasons (2017-19), the third-most sacks a Lions linebacker has produced through three career seasons.
- Became the first player in Lions history, and one-of-two NFL players in 2018, to produce a season with at least 100 tackles and 6.0 sacks.
- Led all NFC players, and tied for second in the NFL, with five games of six tackles and 1.0 sack in 2018.
- In 2018, became the first player in team history to record 85-plus tackles and 5.0-plus sacks by Week 15 of a single season.
- Logged 6.0 sacks in 2018, the most single-season sacks by a Lions linebacker within his first two years since LB Tracy Scroggins had 7.5 as a rookie in 1992.
- In Week 17 of the 2017 season vs. Green Bay (12/31), led the team with a career-high 12 total tackles, his first game with 10-plus tackles. Davis also picked off a pass against the Packers, becoming the first Lions linebacker to record at least one interception, one fumble recovery and one forced fumble in a season since LB Chris Claiborne in 2001 (two interceptions, one forced fumble, one fumble recovery).
- Joined the Lions as a first-round draft pick in the 2017 NFL Draft and ranked second on the team with 96 tackles. His 96 tackles were the most in the NFL among rookies and first-year players.



JARRAD DAVIS' NFL REGULAR SEASON DEFENSIVE STATISTICS

DATE	TEAM	GP	GS	TT	TACKLES						INTERCEPTIONS						O. FUMB				ST				
					S	A	TFL	YDS	SK	YDS	QBH	NO	YDS	LG	TD	PD	FF	FR	TD	YDS	TT	S	A	FF	FR
2017	DET	14	14	96	65	31	4	15	2.0	18.0	4	1	12	12	0	3	1	1	0	16	0	0	0	0	0
2018	DET	16	16	100	73	27	10	59	6.0	45.0	10	0	0	0	0	5	1	1	0	20	0	0	0	0	0
2019	DET	11	11	63	38	25	4	12	2.0	25.0	5	0	0	0	0	1	3	1	0	0	0	0	0	0	0
2020	DET	14	4	41	23	18	1	2	0.5	1.0	4	0	0	0	0	0	2	0	0	0	5	2	3	0	0
2021	NYJ	9	5	24	17	7	0	0	0.0	0.0	0	0	0	0	0	0	0	0	0	0	1	1	0	0	0
TOTALS		64	50	324	216	108	19	88	10.5	89.0	23	1	12	12	0	9	7	3	0	36	6	3	3	0	0



JARRAD DAVIS' SINGLE-GAME HIGHS: DEFENSIVE

Total Tackles	12 at Dallas Cowboys, Sep 30, 2018 ...1 more at 12.	Tackles For Loss	2 at Washington Redskins, Nov 24, 2019 ...4 more at 2.
Solo Tackles	9 at Dallas Cowboys, Sep 30, 2018	Interceptions	1 vs. Green Bay Packers, Dec 31, 2017
Sacks	2.0 at San Francisco 49ers, Sep 16, 2018	Interception Return Yards	12 vs. Green Bay Packers, Dec 31, 2017
Pass Defenses	2 vs. Green Bay Packers, Oct 07, 2018	Special Teams Tackles	2 at Jacksonville Jaguars, Oct 18, 2020
Forced Fumbles	1 at Jacksonville Jaguars, Oct 18, 2020 ...6 more at 1.	Longest Opponent's Fumble Return	20 vs. Chicago Bears, Nov 22, 2018
Fumble Recoveries	1 vs. Dallas Cowboys, Nov 17, 2019 ...2 more at 1.		

JARRAD DAVIS' 2021 GXG REGULAR-SEASON STATISTICS (NYJ)

DATE	OPP	P/S	TACKLES							INTERCEPTIONS					O. FUMB				ST					MISC		
			TT	S	A	SK	YDS	TFL	YDS	QBH	NO	YDS	LG	TD	PD	FF	FR	TD	YDS	TT	S	A	FF	FR	S	A
09/12	at CAR																									
09/19	NE																									
09/26	at DEN																									
10/03	TEN																									
10/10	at ATL																									
10/24	at NE																									
10/31	CIN	S	3	3	0	0.0	0.0	0	0	0	0	0	0	0	0	0	0	0	0	0	0	0	0	0	0	0
11/04	at IND	S	2	0	2	0.0	0.0	0	0	0	0	0	0	0	0	0	0	0	0	0	0	0	0	0	0	0
11/14	BUF	S	2	1	1	0.0	0.0	0	0	0	0	0	0	0	0	0	0	0	0	0	0	0	0	0	0	0
11/21	MIA	P	0	0	0	0.0	0.0	0	0	0	0	0	0	0	0	0	0	0	0	0	0	0	0	0	0	0
11/28	at HOU	P	2	2	0	0.0	0.0	0	0	0	0	0	0	0	0	0	0	0	0	1	1	0	0	0	0	0
12/05	PHI	S	3	2	1	0.0	0.0	0	0	0	0	0	0	0	0	0	0	0	0	0	0	0	0	0	0	0
12/12	NO	S	4	3	1	0.0	0.0	0	0	0	0	0	0	0	0	0	0	0	0	0	0	0	0	0	0	0
12/19	at MIA	P	0	0	0	0.0	0.0	0	0	0	0	0	0	0	0	0	0	0	0	0	0	0	0	0	0	0
12/26	JAX	P	8	6	2	0.0	0.0	0	0	0	0	0	0	0	0	0	0	0	0	0	0	0	0	0	0	0
01/02	TB																									
01/09	at BUF																									
2021 TTL		9-5	24	17	7	0.0	0.0	0	0	0	0	0	0	0	0	0	0	0	0	1	1	0	0	0	0	0





68

TAYLOR DECKER

Complete, comprehensive bios are available on NFLONG.com

POSITION: Tackle
NFL/LIONS YEARS: 7 / 7
HEIGHT/WEIGHT 6-7 / 320
HOMETOWN: Vandalia, Ohio
COLLEGE: Ohio State
ACQUIRED: D-1 '16

CAREER HIGHLIGHTS

- Is the only offensive lineman in franchise history to produce multiple touchdown receptions, doing so at Seattle (1/2/22) and vs. the L.A. Rams (12/2/18). Since 1950, his 15 receiving yards are the most a Lions offensive lineman has recorded.
- Posted a PFF pass-blocking grade of 84.0 in 2021, the sixth-highest among all NFL tackles that season. He allowed only five quarterback hits in 298 pass-blocking snaps played (1.6%).
- In 2021, he helped the Lions top 1,800 rushing yards, 12 rushing touchdowns and maintain a rushing average of at least 4.4 yards per carry in a season for the first time since 1998.
- Ranked 12th among all NFL tackles with an 82.0 overall PFF grade in 2020. He allowed only eight quarterback hits in 692 pass-blocking snaps (1.2%). His 85.8 PFF pass-blocking grade ranked eighth among all NFL tackles.
- Helped pave the way for RB Kerryon Johnson to rush for 101 yards in Week 3 against New England (9/23/18), marking the first 100-yard rusher by a Lion since 2013.
- Voted by his teammates for the Eric Andolsek Offensive Lineman of the Year and Mel Farr Rookie of the Year Awards in 2016.
- Detroit's first-round draft pick in 2016, he became the third Lions rookie offensive lineman (joining T Jeff Backus in 2001 and G Larry Warford in 2013) to start all 16 regular season games since 2000.
- Produced an 81.9 overall PFF grade as a rookie in 2016, the 16th-highest in the NFL that year.
- 1-of-11 NFL rookies, and 1-of-5 rookie offensive linemen, to start all 16 games in 2016.



TAYLOR DECKER'S NFL REGULAR SEASON STATISTICS

YEAR	TEAM	GP	GS
2016	DET	16	16
2017	DET	8	8
2018	DET	16	16
2019	DET	15	15
2020	DET	16	16
2021	DET	9	9
TOTALS		80	80



TAYLOR DECKER'S NFL POSTSEASON STATISTICS


YEAR	TEAM	GP	GS
2016	DET	1	1
TOTALS		1	1



TAYLOR DECKER'S 2021 GXG REGULAR-SEASON STATISTICS (DET)

DATE	OPP	P/S	
09/12	SF		INJURED RESERVE
09/20	at GB		INJURED RESERVE
09/26	BAL		INJURED RESERVE
10/03	at CHI		INJURED RESERVE
10/10	at MIN		INJURED RESERVE
10/17	CIN		INJURED RESERVE
10/24	at LAR		INJURED RESERVE
10/31	PHI		INJURED RESERVE
11/14	at PIT	S	
11/21	at CLE	S	
11/25	CHI	S	
12/05	MIN	S	
12/12	at DEN	S	
12/19	ARI	S	
12/26	at ATL	S	
01/02	at SEA	S	
01/09	GB	S	
2021 TTL	9-9		





48

DERRICK DEESE JR.

Complete, comprehensive bios are available on NFL.com

POSITION: Tight End
NFL/LIONS YEARS: Rookie / 1
HEIGHT/WEIGHT 6-4 / 235
HOMETOWN: La Palma, Calif.
COLLEGE: San Jose State
ACQUIRED: UDFA '22

CAREER HIGHLIGHTS

- 🦁 Signed with the Lions as an undrafted rookie free agent on May 13, 2022.

COLLEGE

Played four seasons (2018-21) at San José State as a tight end and totaled 86 receptions for 1,149 yards (13.4 avg.) with 11 touchdowns. Prior to joining the Spartans, he played two seasons for Golden West College.

2021 (SJSU): Started all 12 games at tight end, leading the team with 46 receptions for 723 yards (15.7 avg.) and four touchdowns. Finished sixth in the NCAA among tight ends with receiving yards (723).

- 🦁 Honorable Mention All-Mountain West.

2020 (SJSU): Started all eight games for the Spartans, recording 20 receptions for 240 yards (12.0 avg.) and five touchdowns.

- 🦁 Honorable Mention All-Mountain West.
- 🦁 Mountain West All-Academic Team.

2019 (SJSU): Played in 10 games, where he recorded 19 receptions for 179 yards (9.4 avg.) and two touchdowns. Led the tight end group in receptions, receiving yards and touchdown.

- 🦁 Mountain West All-Academic Team.

2018 (SJSU): Played in the final three games of the season. A redshirt for the 2018 season.

2017 (GWC): Played in 10 games as a wide receiver and tight end. He finished the season totaling 37 receptions for 658 yards (17.8 avg.) and eight touchdowns. Earned First-Team Southern League honors as a sophomore.

2016 (GWC): Played in six games as a freshman, where he recorded 10 receptions for 155 yards (15.5 avg.) and one touchdown.

PERSONAL

- 🦁 Attended and played at Kennedy High School (La Palma, Calif.).
- 🦁 In 2021, he earned his bachelor's degree in communication studies.
- 🦁 Enrolled in the San José State University master's program in interdisciplinary studies.
- 🦁 Son of former All-Pro San Francisco 49ers offensive lineman Derrick Deese, Sr. Won Super Bowl XXIX in his third season with the 49ers.





5

DESHON ELLIOTT

Complete, comprehensive bios are available on NFLGM.com

POSITION: Safety

NFL/LIONS YEARS: 5 / 1

HEIGHT/WEIGHT: 6-1 / 210

HOMETOWN: Dallas, Texas

COLLEGE: Texas

ACQUIRED: UFA-BAL '22

CAREER HIGHLIGHTS

- 🦋 A fifth-year veteran who enters his first season with the Detroit Lions in 2022 after spending the first four seasons of his career with the Baltimore Ravens (2018-21).
- 🦋 In 2020, he became the third defensive back in Ravens history to produce a season with at least 80 tackles, 2.5 sacks and two forced fumbles. He was one-of-three defensive backs to do so in the NFL that season.
- 🦋 Totaled five-or-more tackles in six-straight games over Weeks 10-15 in the 2020 season.

COLLEGE

Played three seasons at Texas (2015-17), appearing in 31 games and logging 106 tackles, nine interceptions, 23 pass deflections, four forced fumbles, and three fumble recoveries.

2017: Played in 12 games. Made 63 tackles (50 solo), 1.5 sacks, six interceptions, and three forced fumbles. He was a First-Team All-American by AFCA, Associated Press, FWAA, The Sporting News, and WCFF, First-Team All-Big 12 honors by leagues coaches and AP, and was named a finalist for the 2017 Jim Thorpe, presented to the nation's top defensive back.

2016: Played in 12 games. Made 30 tackles (24 solo) with three tackles for loss, 1.0 sack, four pass defenses, and an interception.

2015: Played seven games on defense and special teams. Recorded 13 tackles (11 solo), two interceptions, one forced fumble, and one pass defense. His two interceptions tied him for fifth on the University of Texas freshman single season list.

PERSONAL

- 🦋 Attended Rockwell-Heath High School (Texas) and ranked second on the team in tackles and interceptions. He finished with 81 tackles, three interceptions, two tackles for loss, and a forced fumble.
- 🦋 Ranked as the No. 5 Safety in the nation by ESPN in 2015.
- 🦋 Majored in corporate communication.

DESHON ELLIOTT'S NFL REGULAR SEASON DEFENSIVE STATISTICS

DATE	TEAM	TACKLES									INTERCEPTIONS						O. FUMB					ST					MISC				
		GP	GS	TT	S	A	TFL	YDS	SK	YDS	QBH	NO	YDS	LG	TD	PD	FF	FR	TD	YDS	TT	S	A	FF	FR	S	A				
2018	BAL	0	0	0	0	0	0	0	0.0	0.0	0	0	0	0	0	0	0	0	0	0	0	0	0	0	0	0	0	0			
2019	BAL	6	0	3	3	0	0	0	0.0	0.0	0	0	0	0	0	1	0	0	0	0	3	3	0	0	0	0	0	0			
2020	BAL	16	16	80	51	29	3	15	2.5	14.0	5	0	0	0	0	4	2	0	0	0	0	0	0	0	0	0	0	0			
2021	BAL	6	6	23	19	4	3	9	1.0	6.0	3	1	0	0	0	2	0	0	0	0	0	0	0	0	0	0	0	0			
TOTALS		28	22	106	73	33	6	24	3.5	20.0	8	1	0	0	0	7	2	0	0	0	3	3	0	0	0	0	0	0			





DESHON ELLIOTT'S NFL POSTSEASON DEFENSIVE STATISTICS

DATE	TEAM	GP	TACKLES								INTERCEPTIONS					O. FUMB				ST			MISC					
			GS	TT	S	A	TFL	YDS	SK	YDS	QBH	NO	YDS	LG	TD	PD	FF	FR	TD	YDS	TT	S	A	FF	FR	S	A	
2018	BAL	0	0	0	0	0	0	0	0.0	0.0	0	0	0	0	0	0	0	0	0	0	0	0	0	0	0	0	0	0
2019	BAL	0	0	0	0	0	0	0	0.0	0.0	0	0	0	0	0	0	0	0	0	0	0	0	0	0	0	0	0	0
2020	BAL	2	2	8	6	2	0	0	0.0	0.0	0	0	0	0	0	1	0	0	0	0	1	1	0	0	0	0	0	0
TOTALS		2	2	8	6	2	0	0	0.0	0.0	0	0	0	0	0	1	0	0	0	0	1	1	0	0	0	0	0	0

DESHON ELLIOTT'S SINGLE-GAME HIGHS: DEFENSIVE

Total Tackles	7 at Las Vegas Raiders, Sep 13, 2021	Forced Fumbles	2 at Philadelphia Eagles, Oct 18, 2020
Solo Tackles	7 vs. Dallas Cowboys, Dec 08, 2020	Tackles For Loss	2 vs. Minnesota Vikings, Nov 07, 2021
Sacks	1.0 vs. Los Angeles Chargers, Oct 17, 2021	Interceptions	1 vs. Los Angeles Chargers, Oct 17, 2021
Pass Defenses	2 vs. Los Angeles Chargers, Oct 17, 2021	Special Teams Tackles	1 at Pittsburgh Steelers, Oct 06, 2019

DESHON ELLIOTT'S 2021 GXG REGULAR-SEASON STATISTICS (BAL)

DATE	OPP	P/S	TACKLES								INTERCEPTIONS					O. FUMB				ST			MISC				
			TT	S	A	SK	YDS	TFL	YDS	QBH	NO	YDS	LG	TD	PD	FF	FR	TD	YDS	TT	S	A	FF	FR	S	A	
09/13	at LV	S	7	4	3	0.0	0.0	0	0	0	0	0	0	0	0	0	0	0	0	0	0	0	0	0	0	0	0
09/19	KC	S	3	3	0	0.0	0.0	0	0	1	0	0	0	0	0	0	0	0	0	0	0	0	0	0	0	0	0
09/26	at DET	S	2	2	0	0.0	0.0	0	0	0	0	0	0	0	0	0	0	0	0	0	0	0	0	0	0	0	0
10/03	at DEN																										
10/11	IND																										
10/17	LAC	S	3	3	0	1.0	6.0	1	6	2	1	0	0	0	2	0	0	0	0	0	0	0	0	0	0	0	0
10/24	CIN	S	2	1	1	0.0	0.0	0	0	0	0	0	0	0	0	0	0	0	0	0	0	0	0	0	0	0	0
11/07	MIN	S	6	6	0	0.0	0.0	2	3	0	0	0	0	0	0	0	0	0	0	0	0	0	0	0	0	0	0
11/11	at MIA																										
11/21	at CHI																										
11/28	CLE																										
12/05	at PIT																										
12/12	at CLE																										
12/19	GB																										
12/26	at CIN																										
01/02	LAR																										
01/09	PIT																										
2021 TTL		6-6	23	19	4	1.0	6.0	3	9	3	1	0	0	0	2	0	0	0	0	0	0	0	0	0	0	0	0





65

OBINNA EZE

(oh-BEAN-uh EZZ-ay)

Complete, comprehensive bios are available on NFLONG.com

POSITION: Tackle

NFL/LIONS YEARS: Rookie / 1

HEIGHT/WEIGHT 6-8 / 325

HOMETOWN: Nashville, Tenn.

COLLEGE: TCU

ACQUIRED: UDFA '22

CAREER HIGHLIGHTS

- 🦁 Signed with the Lions as an undrafted rookie free agent on May 13, 2022.

COLLEGE

Played one season (2021) for Texas Christian University, and four seasons (2017-20) for Memphis at left tackle.

2021 (TCU): Started all 12 games at left tackle, giving him 37 consecutive starts to close his collegiate career. One of two players on the offensive line to start each game of the season.

- 🦁 2021 Honorable-Mention Big 12 Offensive Newcomer of the Year.

2020 (Memphis): Started all 11 games.

2019 (Memphis): Started at left tackle for the Tigers in all 14 games. A member of an offensive line unit that paved the way for 6,791 yards of offense on the season. Helped Memphis to its first American Athletic Conference Championship and a Goodyear Cotton Bowl berth.


2018 (Memphis): Played in six games, totaling 67 snaps.

2017 (Memphis): Redshirted in his first season on campus.

PERSONAL

- 🦁 A native of Nigeria, originally came to the United States to play basketball.
- 🦁 Attended Davidson Academy (Nashville, Tenn.) where he played his first season of varsity football in 2016.
- 🦁 Son of Chuma and Ifeoma Eze, both of whom live in Nigeria. Has four siblings in Nigeria: Tuvia, Sandra, Stephanie and Precious.





3

JACK FOX

Complete, comprehensive bios are available on NFLONG.com

POSITION: Punter

NFL/LIONS YEARS: 3 / 3

HEIGHT/WEIGHT: 6-2 / 215

HOMETOWN: St. Louis, Mo.

COLLEGE: Rice

ACQUIRED: FA '19

CAREER HIGHLIGHTS

- 🦁 **Pro Bowl:** 2020
- 🦁 **2020 AP Second-Team All-Pro**
- 🦁 **NFC Special Teams Player of the Month:** September (2020)
- 🦁 Since entering the NFL in 2020, he leads the League in gross average (49.2) and net average (43.5) in that span.
- 🦁 Owns the NFL record for the highest gross average (49.0) and net average (43.9) through a player's first 100-career punts in League history.
- 🦁 Owns the franchise record for single-season gross average (49.2 in 2021) and net average (44.8 in 2020). His 49.1 gross average in 2020 ranks as the second-highest in team history, while his 42.3 net average in 2021 ranks third.
- 🦁 Accounted for 38 passing yards in 2021, the second-most total passing yards by a Lions punter in franchise history.
- 🦁 In 2020, he became the first Lions punter to make a Pro Bowl since 1988.
- 🦁 In 2020, he posted the highest gross average (49.1) and net average (44.8) in a punter's first season in NFL history. His 44.8 net average in 2020 ranked as the third-highest single-season net average in NFL history.
- 🦁 In September of 2020, he became the first punter in franchise history to be named NFC Special Teams Player of the Month. He led the League with a 53.1 avg. and 51.1 net (13 punts for 690 yards), pinning seven inside the 20 in September of 2020.
- 🦁 Is one-of-three punters in franchise history to record a punt of 70-or-more yards.



JACK FOX'S NFL REGULAR SEASON PUNTING STATISTICS

YEAR	TEAM	GP	NO	YDS	AVG	OPP RET	YDS	NET YDS	AVG	TB	IN20	LG	BK
2019	KC	0	0	0	0.0	0	0	0	0.0	0		0	0
Went from Kansas City to Detroit .													
2019	DET	0	0	0	0.0	0	0	0	0.0	0		0	0
2019	TOT	0	0	0	0.0	0	0	0	0.0	0		0	0
2020	DET	16	59	2,897	49.1	21	116	2,641	44.8	7	26	67	0
2021	DET	17	65	3,198	49.2	35	308	2,750	42.3	7	17	70	0
TOTALS		33	124	6,095	49.2	56	424	5,391	43.5	14	43	70	0




JACK FOX'S SINGLE-GAME HIGHS: PUNTER

Punts	10 at Pittsburgh Steelers, Nov 14, 2021	Inside the 20	5 vs. Tampa Bay Buccaneers, Dec 26, 2020
Gross Punting Yards	464 at Pittsburgh Steelers, Nov 14, 2021	Pass Attempts	1 vs. Green Bay Packers, Jan 09, 2022 ...2 more at 1.
Gross Punting Avg	59.0 at Atlanta Falcons, Oct 25, 2020	Pass Completions	1 at Atlanta Falcons, Dec 26, 2021 ...1 more at 1.
Net Punting Yards	370 at Pittsburgh Steelers, Nov 14, 2021	Yards Passing	21 at Atlanta Falcons, Dec 26, 2021
Net Punting Avg	53.3 at Chicago Bears, Oct 03, 2021	Special Teams Tackles	1 vs. Chicago Bears, Sep 13, 2020
Longest Punts	70 vs. Chicago Bears, Nov 25, 2021		

JACK FOX'S 2021 GXG REGULAR-SEASON STATISTICS (DET)

DATE	OPP		NO	YDS	AVG	OPP RET	YDS	NET YDS	AVG	TB	IN20	LG	BK
09/12	SF	P	3	152	50.7	2	18	134	44.7	0	1	57	0
09/20	at GB	P	2	107	53.5	1	2	105	52.5	0	2	55	0
09/26	BAL	P	6	273	45.5	2	42	231	38.5	0	2	59	0
10/03	at CHI	P	3	166	55.3	1	6	160	53.3	0	2	56	0
10/10	at MIN	P	4	204	51.0	1	2	182	45.5	1	2	67	0
10/17	CIN	P	6	333	55.5	3	26	287	47.8	1	1	64	0
10/24	at LAR	P	1	36	36.0	0	0	36	36.0	0	0	36	0
10/31	PHI	P	3	140	46.7	1	12	128	42.7	0	2	58	0
11/14	at PIT	P	10	464	46.4	6	54	370	37.0	2	1	61	0
11/21	at CLE	P	6	280	46.7	3	12	228	38.0	2	2	61	0
11/25	CHI	P	6	300	50.0	4	39	241	40.2	1	0	70	0
12/05	MIN	P	3	166	55.3	3	23	143	47.7	0	0	62	0
12/12	at DEN	P	2	106	53.0	2	13	93	46.5	0	0	54	0
12/19	ARI	P	3	133	44.3	2	18	115	38.3	0	1	55	0
12/26	at ATL	P	2	109	54.5	1	13	96	48.0	0	1	57	0
01/02	at SEA	P	3	132	44.0	2	5	127	42.3	0	0	57	0
01/09	GB	P	2	97	48.5	1	23	74	37.0	0	0	67	0
2021 TTL	17		65	3,198	49.2	35	308	2,750	42.3	7	17	70	0





13

DEVIN FUNCHESS

(FUN-chess)

Complete, comprehensive bios are available on NFL.com

POSITION: Tight End

NFL/LIONS YEARS: 6 / 1

HEIGHT/WEIGHT 6-4 / 235

HOMETOWN: Farmington Hills, Mich.

COLLEGE: Michigan

ACQUIRED: UFA-'22

CAREER HIGHLIGHTS

- ✦ Signed with the Lions as a tight end.
- ✦ Prior to joining Detroit, he played in 62 games with 41 starts during his first five seasons in the NFL, posting 164 receptions for 2,265 yards (13.8 avg) and 21 touchdowns.
- ✦ Spent his first four seasons with the Carolina Panthers (2015-18), where he became the first player in team history to post four-plus touchdown catches in each of his first four seasons in the NFL.
- ✦ Was one of six players in the NFL to register 20-plus receptions, four-plus receiving touchdowns and an average of 12.4-plus yards per catch each season from 2015-18.
- ✦ Registered career highs in receptions (63), receiving yards (840), and receiving touchdowns (eight) in the 2017 season.
- ✦ Posted his first two touchdown game of his career at New England (10/01/2017).
- ✦ Played in all 16 games as a rookie in 2015 and posted 31 receptions for 473 yards (15.3 avg.) and five touchdowns, with his receiving touchdown total tying for the second most by a rookie in franchise history.



DEVIN FUNCHESS' NFL REGULAR SEASON RUSHING/RECEIVING STATISTICS

YEAR	TEAM	GP	GS	RECEIVING					RUSHING				
				NO	YDS	AVG	LG	TD	NO	YDS	AVG	LG	TD
2015	CAR	16	5	31	473	15.3	52	5	0	0	0.0	0	0
2016	CAR	15	7	23	371	16.1	48	4	0	0	0.0	0	0
2017	CAR	16	16	63	840	13.3	44	8	0	0	0.0	0	0
2018	CAR	14	12	44	549	12.5	27	4	0	0	0.0	0	0
2019	IND	1	1	3	32	10.7	16	0	0	0	0.0	0	0
2020	GB	0	0	0	0	0.0	0	0	0	0	0.0	0	0
TOTALS		62	41	164	2,265	13.8	52	21	0	0	0.0	0	0



DEVIN FUNCHESS' NFL POSTSEASON RUSHING/RECEIVING STATISTICS

YEAR	TEAM	GP	GS	RECEIVING					RUSHING				
				NO	YDS	AVG	LG	TD	NO	YDS	AVG	LG	TD
2015	CAR	3	3	5	73	14.6	24	1	0	0	0.0	0	0
2017	CAR	1	1	4	79	19.8	24	0	0	0	0.0	0	0
2020	GB	0	0	0	0	0.0	0	0	0	0	0.0	0	0
TOTALS		4	4	9	152	16.9	24	1	0	0	0.0	0	0



DEVIN FUNCHESS' SINGLE-GAME HIGHS: RECEIVING

Receptions	7 at Atlanta Falcons, Sep 16, 2018	Receiving TDs	2 vs. Miami Dolphins, Nov 13, 2017
Receiving Yards	120 vs. Tampa Bay Buccaneers, Jan 03, 2016	All-Purpose Yards	120 vs. Tampa Bay Buccaneers, Jan 03, 2016
Receiving Average	23.7 vs. Green Bay Packers, Nov 08, 2015	Most TDs	2 vs. Miami Dolphins, Nov 13, 2017
Longest Receptions	52 vs. Green Bay Packers, Nov 08, 2015	Miscellaneous Tackles	1 at Washington Redskins, Oct 14, 2018

DEVIN FUNCHESS' SINGLE-GAME HIGHS - POSTSEASON: RECEIVING

Receptions	4 at New Orleans Saints, Jan 07, 2018	Receiving TDs	1 vs. Arizona Cardinals, Jan 24, 2016
Receiving Yards	79 at New Orleans Saints, Jan 07, 2018	All-Purpose Yards	79 at New Orleans Saints, Jan 07, 2018
Receiving Average	19.8 at New Orleans Saints, Jan 07, 2018	Most TDs	1 vs. Arizona Cardinals, Jan 24, 2016
Longest Receptions	24 at New Orleans Saints, Jan 07, 2018		

...1 more at 24.

DEVIN FUNCHESS' 2021 GXG REGULAR-SEASON STATISTICS (SF)

DATE	OPP	P/S	RECEIVING					RUSHING						
			NO	YDS	AVG	LG	TD	NO	YDS	AVG	LG	TD		
09/12	at DET													
09/19	at PHI													
09/26	GB													
10/03	SEA													
10/10	at ARI													
10/24	IND													
10/31	at CHI													
11/07	ARI													
11/15	LAR													
11/21	at JAX													
11/28	MIN													
12/05	at SEA													
12/12	at CIN													
12/19	ATL													
12/23	at TEN													
01/02	HOU													
01/09	at LAR													
2021 TTL		0-0	0	0	0.0	0	0	0	0	0	0.0	0	0	0





29

MARK GILBERT

Complete, comprehensive bios are available on NFLONG.com

POSITION: Cornerback

NFL/LIONS YEARS: 2 / 2

HEIGHT/WEIGHT 6-1 / 190

HOMETOWN: Fayetteville, N.C.

COLLEGE: Duke

ACQUIRED: FA '21

CAREER HIGHLIGHTS

- Made his NFL debut in Week 8 vs. Philadelphia (10/31/21).
- Recorded his first-career tackle and totaled three tackles (two solo), a forced fumble and a pass defense in Week 10 at Pittsburgh (11/14/21).
- Became the sixth Lions player to have a forced fumble within their first two-career games.
- Joined DE James Hall as the only two players in franchise history to force a fumble and have a pass defense in their first two career games.
- Joined the Detroit Lions after spending training camp with the Pittsburgh Steelers and the first five weeks of the season on their practice squad.

COLLEGE

Spent four seasons as a defensive back at Duke and appeared in 29 games for the Blue Devils. In his collegiate career, he tallied 65 total tackles (44 solo), 24 pass defenses, seven interceptions and three fumble recoveries.

2020: Appeared in the first two games for Duke before receiving season-ending surgery on his foot. Recorded eight total tackles (seven solo), one interception, and one pass defense.

2019: Missed the entire season due to a left hip surgical procedure from 2018.

2018: Appeared in two games for the Blue Devils. Tallied four total tackles (four solo). A left hip injury ended his season after two games.

2017: Played in all 13 games for Duke. Compiled 35 total tackles (19 solo), led the team and ranked second in the ACC in interceptions (six), and an ACC-best in pass defenses (21). His 21 pass defenses are a program-high all-time. Named to the All-ACC first-team in his sophomore year.

2016: Played in all 12 games for the Blue Devils. Tallied 18 total tackles (14 solo), two tackles for loss (six yards), and two pass defenses.

PERSONAL

- Prepped at Terry Sanford High School (N.C.), where he won two consecutive Cape Fear Valley 3-A Conference titles in his junior and senior years.
- Awarded the Laurel Wreath award, which is awarded to sports participants who "have made outstanding contributions to sports or athletics."
- Earned a degree in sociology at Duke University.
- Cousin of former NFL All-Pro CB Darrelle Revis.
- Son of Tonya and Mark Gilbert.





MARK GILBERT'S NFL REGULAR SEASON DEFENSIVE STATISTICS

DATE	TEAM	GP	TACKLES								INTERCEPTIONS					O. FUMB				ST			MISC					
			GS	TT	S	A	TFL	YDS	SK	YDS	QBH	NO	YDS	LG	TD	PD	FF	FR	TD	YDS	TT	S	A	FF	FR	S	A	
2021	PIT	0	0	0	0	0	0	0	0.0	0.0	0	0	0	0	0	0	0	0	0	0	0	0	0	0	0	0	0	0
Went from Pittsburgh to Detroit.																												
2021	DET	8	0	3	2	1	0	0	0.0	0.0	0	0	0	0	0	1	1	0	0	0	0	0	0	0	0	0	0	0
2021	TOT	8	0	3	2	1	0	0	0.0	0.0	0	0	0	0	0	1	1	0	0	0	0	0	0	0	0	0	0	0
TOTALS		8	0	3	2	1	0	0	0.0	0.0	0	0	0	0	0	1	1	0	0	0	0	0	0	0	0	0	0	0

MARK GILBERT'S SINGLE-GAME HIGHS: DEFENSIVE

Total Tackles 3 at Pittsburgh Steelers, Nov 14, 2021

Pass Defenses 1 at Pittsburgh Steelers, Nov 14, 2021

Solo Tackles 2 at Pittsburgh Steelers, Nov 14, 2021

Forced Fumbles 1 at Pittsburgh Steelers, Nov 14, 2021

MARK GILBERT'S 2021 GXG REGULAR-SEASON STATISTICS (PIT/DET)

DATE	OPP	P/S	TACKLES								INTERCEPTIONS					O. FUMB				ST			MISC							
			TT	S	A	SK	YDS	TFL	YDS	QBH	NO	YDS	LG	TD	PD	FF	FR	TD	YDS	TT	S	A	FF	FR	S	A				
09/12	at BUF		PRACTICE SQUAD																											
09/19	LV		PRACTICE SQUAD																											
09/26	CIN		PRACTICE SQUAD																											
10/03	at GB		PRACTICE SQUAD																											
10/10	DEN		PRACTICE SQUAD																											
Went from PIT to DET.																														
10/17	CIN		INACTIVE																											
10/24	at LAR		INACTIVE																											
10/31	PHI	P	0	0	0	0.0	0.0	0	0	0	0	0	0	0	0	0	0	0	0	0	0	0	0	0	0	0	0	0		
11/14	at PIT	P	3	2	1	0.0	0.0	0	0	0	0	0	0	0	0	0	0	0	0	0	0	0	0	0	0	0	0	0		
11/21	at CLE	P	0	0	0	0.0	0.0	0	0	0	0	0	0	0	0	0	0	0	0	0	0	0	0	0	0	0	0	0		
11/25	CHI	P	0	0	0	0.0	0.0	0	0	0	0	0	0	0	0	0	0	0	0	0	0	0	0	0	0	0	0	0		
12/05	MIN	P	0	0	0	0.0	0.0	0	0	0	0	0	0	0	0	0	0	0	0	0	0	0	0	0	0	0	0	0		
12/12	at DEN		RESERVE/COVID-19																											
12/19	ARI		RESERVE/COVID-19																											
12/26	at ATL	P	0	0	0	0.0	0.0	0	0	0	0	0	0	0	0	0	0	0	0	0	0	0	0	0	0	0	0	0		
01/02	at SEA	P	0	0	0	0.0	0.0	0	0	0	0	0	0	0	0	0	0	0	0	0	0	0	0	0	0	0	0	0		
01/09	GB	P	0	0	0	0.0	0.0	0	0	0	0	0	0	0	0	0	0	0	0	0	0	0	0	0	0	0	0	0		
2021 TTL		8-0	3	2	1	0.0	0.0	0	0	0	0	0	0	0	0	1	1	0	0	0	0	0	0	0	0	0	0	0		





43

NOLAN GIVAN

Complete, comprehensive bios are available on NFLDM.com

POSITION: Tight End

NFL/LIONS YEARS: Rookie / 1

HEIGHT/WEIGHT: 6-3 / 250

HOMETOWN: Berkley, Mich.

COLLEGE: Southeastern Louisiana

ACQUIRED: UDFA '22

CAREER HIGHLIGHTS

 Signed with the Lions as an undrafted rookie free agent on May 13, 2022.

COLLEGE

Played five years in college at Ball State (2017-19), San Diego State (2020), and Southeastern Louisiana (2021). Caught 110 passes for 958 yards (8.6 avg.) with 12 TDs in his college career.

2021 (Southeastern Louisiana): Played in nine games and recorded 40 receptions for 378 yards (9.5 avg.) with three touchdowns. He was named 2021 Southland Conference First Team and 2021 Louisiana Newcomer of the Year. Ranked tied for sixth in the Southland Conference with six touchdowns receptions in 2021.

2020 (San Diego State): Played in eight games (three starts) and recorded three catches for 34 yards (11.3 avg.). Earned his first start as an Aztec at Utah State on Oct. 31.




2019 (Ball State): Played in 12 games (seven starts) and recorded 12 receptions for 92 yards (7.7 avg.)

2018 (Ball State): Played in 12 games (eight starts). He recorded 14 receptions for 101 yards (7.2 avg.) and two touchdowns. Led all Ball State tight ends with 14 receptions.

2017 (Ball State): Played in 12 games (seven starts) and recorded 25 receptions for 159 yards (6.4 avg.), and a team-high four touchdowns.

2016 (Ball State): Took a redshirt season.

PERSONAL

-  Attended Berkley (Mich.) High School where he helped the Bears win the 2015 district championship and reach the regional final.
-  Earned a bachelor's degree from Ball State in professional selling.
-  Son of Patrick Givan and Debra Pagel.





16

JARED GOFF

Complete, comprehensive bios are available on NFL.com

POSITION: Quarterback
NFL/LIONS YEARS: 7 / 2
HEIGHT/WEIGHT 6-4 / 217
HOMETOWN: Novato, Calif.
COLLEGE: California
ACQUIRED: T-LAR '21

CAREER HIGHLIGHTS

- 🦁 **Pro Bowl:** 2018, 2019
- 🦁 **NFC Offensive Player of the Month:** 2018 (September)
- 🦁 **NFC Offensive Player of the Week:** 2017 (Week 9), 2018 (Week 4), 2019 (Week 13), 2021 (Week 13)
- 🦁 Since becoming a full-time starter in 2017, Goff has the NFL's second-most 20-yard completions (281), third-most passing first downs (985), fourth-most attempts (2,710), fifth-most completions (1,756), fifth-most passing yards (20,327) and ninth-most touchdowns (121).
- 🦁 Reached 20,000 passing yards in Week 8 against the Philadelphia Eagles in only his 77th-career game, the sixth-fewest needed to hit 20,000 in NFL history.
- 🦁 Ranks 10th in NFL history for the most completions (1,868) through a player's first six seasons.
- 🦁 Set the Lions record for the lowest interception percentage in 2021 (1.6%).
- 🦁 Tied the Lions record for the highest completion percentage in a season in 2021 (67.2%).
- 🦁 Became the fourth player in NFL history to complete at least 20 passes in each of his first eight games with a new team with Detroit in 2021.
- 🦁 Ranks fourth in Rams' history in passing yards (18,171) and fifth in touchdowns (107).
- 🦁 Surpassed 10,000 career passing yards in Week 2 of the 2019 season, becoming the 14th QB since 1950 to achieve the feat in his first 40 starts.
- 🦁 Owns four-career 400-yard passing games.
- 🦁 Threw a career-high 517 yards and two touchdowns after completing 45-of-68 passes in Week 4 vs. Tampa Bay (9/29/19).
- 🦁 Threw a career-high five touchdown passes in Week 4 vs. Minnesota (9/27/18).
- 🦁 Voted Most Improved Player in 2017 by the PFWA.



JARED GOFF'S NFL REGULAR SEASON PASSING/RUSHING STATISTICS

YEAR	TEAM	GP	GS	PASSING											RUSHING				
				ATT	CMP	PCT	YDS	AVG	TD	INT	LG	SK	SKY	RATE	NO	YDS	AVG	LG	TD
2016	LAR	7	7	205	112	54.6	1,089	5.3	5	7	66	26	222	63.6	8	16	2.0	6	1
2017	LAR	15	15	477	296	62.1	3,804	8.0	28	7	94t	25	172	100.5	28	51	1.8	22	1
2018	LAR	16	16	561	364	64.9	4,688	8.4	32	12	70t	33	223	101.1	43	108	2.5	16	2
2019	LAR	16	16	626	394	62.9	4,638	7.4	22	16	66	22	170	86.5	33	40	1.2	8	2
2020	LAR	15	15	552	370	67.0	3,952	7.2	20	13	56t	23	161	90.0	51	99	1.9	10	4
2021	DET	14	14	494	332	67.2	3,245	6.6	19	8	63t	35	280	91.5	17	87	5.1	26	0
TOTALS		83	83	2,915	1,868	64.1	21,416	7.3	126	63	94T	164	1,228	91.5	180	401	2.2	26	10





JARED GOFF'S NFL POSTSEASON PASSING/RUSHING STATISTICS

YEAR	TEAM	GP	GS	PASSING										RUSHING					
				ATT	CMP	PCT	YDS	AVG	TD	INT	LG	SK	SKY	RATE	NO	YDS	AVG	LG	TD
2017	LAR	1	1	45	24	53.3	259	5.8	1	0	38	3	13	77.9	0	0	0.0	0	0
2018	LAR	3	3	106	59	55.7	712	6.7	1	2	39	5	39	71.7	9	22	2.4	11	0
2020	LAR	2	1	46	30	65.2	329	7.2	2	0	44	6	41	100.7	5	10	2.0	6	0
TOTALS		6	5	197	113	57.4	1,300	6.6	4	2	44	14	93	79.9	14	32	2.3	11	0

JARED GOFF'S SINGLE-GAME HIGHS: QUARTERBACK

Pass Attempts	68 vs. Tampa Bay Buccaneers, Sep 29, 2019	Passer Rating	158.3 vs. Minnesota Vikings, Sep 27, 2018
Pass Completions	45 vs. Tampa Bay Buccaneers, Sep 29, 2019	Rush Attempts	7 at Seattle Seahawks, Dec 27, 2020 ...1 more at 7.
Yards Passing	517 vs. Tampa Bay Buccaneers, Sep 29, 2019	Rushing Yards	46 at Green Bay Packers, Sep 20, 2021
TD Passes	5 vs. Minnesota Vikings, Sep 27, 2018	Rushing Average	3.3 at Seattle Seahawks, Dec 27, 2020
Long Passes	94t vs. Houston Texans, Nov 12, 2017	Longest Runs	26 at Green Bay Packers, Sep 20, 2021
Completion Percentage	84.0 vs. Chicago Bears, Nov 25, 2021	Rushing TDs	1 vs. New England Patriots, Dec 10, 2020 ...9 more at 1.

JARED GOFF'S 2021 GXG REGULAR-SEASON STATISTICS (DET)

DATE	OPP	P/S	PASSING											RUSHING			
			ATT	CMP	YDS	PCT	Y/A	Y/C	TD	INT	LG	SK/YD	RATE	ATT	YDS	LG	TD
09/12	SF	S	57	38	338	66.7	5.9	8.9	3	1	43t	3/24	92.6	3	14	10	0
09/20	at GB	S	36	26	246	72.2	6.8	9.5	2	1	46	1/10	97.7	4	46	26	0
09/26	BAL	S	30	22	217	73.3	7.2	9.9	0	0	24	2/25	93.3	1	4	4	0
10/03	at CHI	S	38	24	299	63.2	7.9	12.5	2	0	33	4/38	105.0	3	8	6	0
10/10	at MIN	S	35	21	203	60.0	5.8	9.7	0	1	21	4/23	64.3	0	0	0	0
10/17	CIN	S	42	28	202	66.7	4.8	7.2	0	1	33	1/10	67.8	1	1	1	0
10/24	at LAR	S	36	22	268	61.1	7.4	12.2	1	2	63t	2/7	70.1	1	3	3	0
10/31	PHI	S	34	25	222	73.5	6.5	8.9	0	0	34	5/45	90.6	0	0	0	0
11/14	at PIT	S	25	14	114	56.0	4.6	8.1	0	0	30	4/37	67.8	0	0	0	0
11/21	at CLE		INACTIVE														
11/25	CHI	S	25	21	171	84.0	6.8	8.1	2	0	39t	1/8	121.8	0	0	0	0
12/05	MIN	S	41	25	296	61.0	7.2	11.8	3	1	28	3/24	97.2	2	1	1	0
12/12	at DEN	S	39	24	215	61.5	5.5	9.0	1	1	20	2/17	74.2	2	10	13	0
12/19	ARI	S	26	21	216	80.8	8.3	10.3	3	0	37t	2/4	139.7	0	0	0	0
12/26	at ATL		RESERVE/COVID-19														
01/02	at SEA		INACTIVE														
01/09	GB	S	30	21	238	70.0	7.9	11.3	2	0	36t	1/8	115.7	0	0	0	0
2021 TTL	14-14		494	332	3,245	67.2	6.6	9.8	19	8	63T	35/280	91.5	17	87	26	0





86

GARRETT GRIFFIN

Complete, comprehensive bios are available on NFL.com

POSITION: Tight End
NFL/LIONS YEARS: 4 / 1
HEIGHT/WEIGHT 6-4 / 246
HOMETOWN: Louisburg, Kan.
COLLEGE: Air Force
ACQUIRED: UFA-NO '22

CAREER HIGHLIGHTS

- Joins Detroit as an unrestricted free agent in 2022 after beginning his career with the New Orleans Saints (2016-21).
- Recorded the first touchdown of his career on a five-yard reception in the 2018 NFC Championship game vs. the Los Angeles Rams.
- Played under Lions Head Coach Dan Campbell while with the Saints from 2016-20, who served as his tight ends coach.



GARRETT GRIFFIN'S NFL REGULAR SEASON RUSHING/RECEIVING STATISTICS

YEAR	TEAM	GP	GS	RECEIVING					RUSHING				
				NO	YDS	AVG	LG	TD	NO	YDS	AVG	LG	TD
2016	NO	0	0	0	0	0.0	0	0	0	0	0	0	0
2017	NO	3	0	1	4	4.0	4	0	0	0	0.0	0	0
2018	NO	0	0	0	0	0.0	0	0	0	0	0.0	0	0
2019	NO	0	0	0	0	0.0	0	0	0	0	0.0	0	0
2020	NO	4	3	0	0	0.0	0	0	0	0	0.0	0	0
2021	NO	13	6	4	39	9.8	14	0	0	0	0.0	0	0
TOTALS		20	9	5	43	8.6	14	0	0	0	0.0	0	0



GARRETT GRIFFIN'S NFL POSTSEASON RUSHING/RECEIVING STATISTICS

YEAR	TEAM	GP	GS	RECEIVING					RUSHING				
				NO	YDS	AVG	LG	TD	NO	YDS	AVG	LG	TD
2017	NO	0	0	0	0	0.0	0	0	0	0	0.0	0	0
2018	NO	2	1	2	12	6.0	7	1	0	0	0.0	0	0
2019	NO	0	0	0	0	0.0	0	0	0	0	0.0	0	0
2020	NO	0	0	0	0	0.0	0	0	0	0	0.0	0	0
TOTALS		2	1	2	12	6.0	7	1	0	0	0.0	0	0

GARRETT GRIFFIN'S SINGLE-GAME HIGHS: RUSHING/RECEIVING

- | | | | |
|---------------------------|---------------------------------------------|-------------------------------|------------------------------------------|
| Receptions | 3 vs. Tampa Bay Buccaneers, Oct 31, 2021 | Kickoff Returns | 1 at Tampa Bay Buccaneers, Dec 31, 2017 |
| Receiving Yards | 30 vs. Tampa Bay Buccaneers, Oct 31, 2021 | Kickoff Return Yards | 12 at Tampa Bay Buccaneers, Dec 31, 2017 |
| Receiving Average | 10.0 vs. Tampa Bay Buccaneers, Oct 31, 2021 | Longest Kickoff Return | 12 at Tampa Bay Buccaneers, Dec 31, 2017 |
| Longest Receptions | 14 vs. Tampa Bay Buccaneers, Oct 31, 2021 | Special Teams Tackles | 1 at Philadelphia Eagles, Nov 21, 2021 |
| All-Purpose Yards | 30 vs. Tampa Bay Buccaneers, Oct 31, 2021 | | |



GARRETT GRIFFIN'S SINGLE-GAME HIGHS - POSTSEASON: RECEIVING

Receptions 2 vs. Los Angeles Rams, Jan 20, 2019

Receiving TDs 1 vs. Los Angeles Rams, Jan 20, 2019

Receiving Yards 12 vs. Los Angeles Rams, Jan 20, 2019

All-Purpose Yards 12 vs. Los Angeles Rams, Jan 20, 2019

Longest Receptions 7 vs. Los Angeles Rams, Jan 20, 2019


Most TDs 1 vs. Los Angeles Rams, Jan 20, 2019

GARRETT GRIFFIN'S 2021 GXG REGULAR-SEASON STATISTICS (NO)

DATE	OPP	P/S	RECEIVING					RUSHING				
			NO	YDS	AVG	LG	TD	NO	YDS	AVG	LG	TD
09/12	GB	S	0	0	0.0	0	0	0	0	0.0	0	0
09/19	at CAR	P	0	0	0.0	0	0	0	0	0.0	0	0
09/26	at NE	S	0	0	0.0	0	0	0	0	0.0	0	0
10/03	NYG	P	0	0	0.0	0	0	0	0	0.0	0	0
10/10	at WAS	P	0	0	0.0	0	0	0	0	0.0	0	0
10/25	at SEA	S	0	0	0.0	0	0	0	0	0.0	0	0
10/31	TB	S	3	30	10.0	14	0	0	0	0.0	0	0
11/07	ATL	P	0	0	0.0	0	0	0	0	0.0	0	0
11/14	at TEN	P	0	0	0.0	0	0	0	0	0.0	0	0
11/21	at PHI	P	0	0	0.0	0	0	0	0	0.0	0	0
11/25	BUF	P	0	0	0.0	0	0	0	0	0.0	0	0
12/02	DAL	S	1	9	9.0	9	0	0	0	0.0	0	0
12/12	at NYJ	S	0	0	0.0	0	0	0	0	0.0	0	0
12/19	at TB											
12/27	MIA											
01/02	CAR											
01/09	at ATL											
2021 TTL		13-6	4	39	9.8	14	0	0	0	0.0	0	0

INJURED RESERVE
 INJURED RESERVE
 INJURED RESERVE
 INJURED RESERVE





50

SHAUN DION HAMILTON

Complete, comprehensive bios are available on NFLDM.com

POSITION: Linebacker
NFL/LIONS YEARS: 5 / 2
HEIGHT/WEIGHT: 6-0 / 235
HOMETOWN: Montgomery, Ala.
COLLEGE: Alabama
ACQUIRED: W-WAS '21

CAREER HIGHLIGHTS

- A four-year veteran who joined Detroit via waivers following the 2020 season.
- In 46 career games (seven starts), he's totaled 89 tackles (63 solo), 2.5 sacks, one interception, nine tackles for loss, one forced fumble and one fumble recovery.

COLLEGE

Played four seasons (2014-17) at Alabama, where he totaled 134 total tackles (65 solo), 16.0 tackles for loss, 4.5 sacks, two interceptions and two forced fumbles. He helped the Crimson Tide to College Football Playoff National Championships following the 2015 and 2017 seasons. He was named a permanent team captain as a senior in 2017.

- Earned both his undergraduate degree in business administration and master's degree in sports management in under four years at Alabama.

PERSONAL

- Attended Carver H.S. in Montgomery, Ala., where he was a first-team Alabama Sports Writers Association 6A all-state selection as a senior in addition to being his class valedictorian.
- Selected to participate in the 2014 U.S. Army All-American Bowl.
- Father, Lt. Col. Shelton Hamilton, served more than 20 years in the U.S. Army Reserve and spent two tours in Afghanistan.
- Earned both his undergraduate degree in business administration and master's degree in sports management in under four years at Alabama.
- Son of Shelton and Diane Hamilton.



SHAUN DION HAMILTON'S NFL REGULAR SEASON DEFENSIVE STATISTICS

DATE	TEAM	GP	GS	TT	TACKLES					INTERCEPTIONS					O. FUMB				ST		MISC									
					S	A	TFL	YDS	SK	YDS	QBH	NO	YDS	LG	TD	PD	FF	FR	TD	YDS	TT	S	A	FF	FR	S	A			
2018	WAS	16	4	22	15	7	2	7	1.5	7.0	5	0	0	0	0	0	0	0	0	0	0	0	0	5	4	1	1	0	0	0
2019	WAS	16	0	47	35	12	5	21	1.0	0.0	2	1	0	0	0	2	1	1	0	0	0	2	2	0	0	0	0	0	0	
2020	WAS	14	3	20	13	7	2	1	0.0	0.0	1	0	0	0	0	0	0	0	0	0	0	0	1	1	0	0	0	0	0	
2021	DET	0	0	0	0	0	0	0	0.0	0.0	0	0	0	0	0	0	0	0	0	0	0	0	0	0	0	0	0	0	0	
TOTALS		46	7	89	63	26	9	29	2.5	7.0	8	1	0	0	0	2	1	1	0	0	0	8	7	1	1	0	0	0	0	



SHAUN DION HAMILTON'S SINGLE-GAME HIGHS: DEFENSIVE

Total Tackles	7 vs. Philadelphia Eagles, Dec 30, 2018	Fumble Recoveries	1 at Dallas Cowboys, Dec 29, 2019
Solo Tackles	5 at Buffalo Bills, Nov 03, 2019	Tackles For Loss	1 vs. Seattle Seahawks, Dec 20, 2020
Sacks	1.0 vs. Detroit Lions, Nov 24, 2019	Interceptions	1 at Miami Dolphins, Oct 13, 2019
Pass Defenses	1 at Green Bay Packers, Dec 08, 2019	Special Teams Tackles	2 vs. Green Bay Packers, Sep 23, 2018
Forced Fumbles	1 at New York Giants, Sep 29, 2019	Special Teams Forced Fumbles	1 vs. Carolina Panthers, Oct 14, 2018

SHAUN DION HAMILTON'S 2021 GXG REGULAR-SEASON STATISTICS (DET)

DATE	OPP	P/S	TACKLES							INTERCEPTIONS					O. FUMB				ST		MISC					
			TT	S	A	SK	YDS	TFL	YDS	QBH	NO	YDS	LG	TD	PD	FF	FR	TD	YDS	TT	S	A	FF	FR	S	A
09/12	SF																									
09/20	at GB																									
09/26	BAL																									
10/03	at CHI																									
10/10	at MIN																									
10/17	CIN																									
10/24	at LAR																									
10/31	PHI																									
11/14	at PIT																									
11/21	at CLE																									
11/25	CHI																									
12/05	MIN																									
12/12	at DEN																									
12/19	ARI																									
12/26	at ATL																									
01/02	at SEA																									
01/09	GB																									
2021 TTL			0	0	0	0.0	0.0	0	0	0	0	0	0	0	0	0	0	0	0	0	0	0	0	0	0	0





53

CHARLES HARRIS

Complete, comprehensive bios are available on NFLDM.com

POSITION: Defensive Lineman

NFL/LIONS YEARS: 6 / 2

HEIGHT/WEIGHT: 6-3 / 250

HOMETOWN: Kansas City, Mo.

COLLEGE: Missouri

ACQUIRED: UFA-ATL '21

CAREER HIGHLIGHTS

- Produced a career-high 7.5 sacks in 2021, the second-most sacks a free agent acquisition has had in his first season in Detroit.
- Produced a four-game sack streak in 2021 (Weeks 2-5), tied for the longest sack streak in franchise history.
- Was one-of-four NFL players to produce at least 65 tackles, 7.0 sacks and two forced fumbles in 2021. He became the second linebacker in franchise history to produce such a season.
- Produced 10 tackles for loss in 2021, tied for the third-most a Lions linebacker has produced in a single season.
- Became the third player in franchise history to post a game with at least 10 tackles and 1.5 sacks in Week 15 vs. Arizona (12/19/21).
- Ranked 10th in the NFL among linebackers with 70.0 sack yards in 2021.

COLLEGE

Played three seasons at Missouri (2014-16), recording 136 tackles (80 solo), 34.5 tackles for loss, 18.0 sacks and five forced fumbles. He was a two-time Second-Team All-SEC selection and led the Tigers in sacks (9.0) and tackles for loss (12.0) in 2016. In his first season as a starter in 2015, he led the SEC with 18.5 tackles for loss.

PERSONAL

- Son of William Harris and Deborah Clark.
- Chose to attend Mizzou because of their outstanding academic reputation and majored in biology.
- Attended Lincoln Prep High School in Kansas City and was named league defensive MVP for Lincoln Prep head coach Allen Lee.
- Starred on the basketball court at Lincoln Prep and earned first team All-Interscholastic League and Player of the Year honors as a junior in 2011-12.



CHARLES HARRIS' NFL REGULAR SEASON DEFENSIVE STATISTICS

DATE	TEAM	GP	GS	TACKLES							INTERCEPTIONS					O. FUMB				ST			MISC												
				TT	S	A	TFL	YDS	SK	YDS	QBH	NO	YDS	LG	TD	PD	FF	FR	TD	YDS	TT	S	A	FF	FR	S	A								
2017	MIA	16	2	19	15	4	5	12	2.0	11.0	12	0	0	0	0	2	0	1	0	0	0	0	0	0	0	0	0	0	0	0	0	0	0	0	
2018	MIA	11	1	19	8	11	2	6	1.0	2.0	5	0	0	0	0	0	0	0	0	0	0	0	0	0	0	0	0	0	0	0	0	0	0	0	
2019	MIA	14	5	23	11	12	3	7	0.5	3.5	6	0	0	0	0	0	0	0	0	0	0	0	0	0	0	0	0	0	0	0	0	0	0	0	
2020	ATL	13	1	17	8	9	3	18	3.0	18.0	5	0	0	0	0	2	0	0	0	0	1	0	1	0	0	0	0	0	0	0	0	0	0	0	
2021	DET	17	14	65	34	31	10	47	7.5	70.0	16	0	0	0	0	2	0	0	0	0	0	0	0	0	0	0	0	0	0	0	0	0	0	0	0
TOTALS		71	23	143	76	67	23	90	14.0	104.5	44	0	0	0	0	4	2	1	0	0	1	0	1	0	0	0	0	0	0	0	0	0	0	0	0



CHARLES HARRIS' SINGLE-GAME HIGHS: DEFENSIVE

Total Tackles	12 vs. Arizona Cardinals, Dec 19, 2021	Forced Fumbles	1 vs. Minnesota Vikings, Dec 05, 2021
Solo Tackles	7 vs. Arizona Cardinals, Dec 19, 2021	Fumble Recoveries	1 vs. Oakland Raiders, Nov 05, 2017
Sacks	2.0 vs. Minnesota Vikings, Dec 05, 2021	Tackles For Loss	3 vs. Arizona Cardinals, Dec 19, 2021
Pass Defenses	1 at New Orleans Saints, Nov 22, 2020	Special Teams Tackles	1 vs. Tampa Bay Buccaneers, Dec 20, 2020

CHARLES HARRIS' 2021 GXG REGULAR-SEASON STATISTICS (DET)

DATE	OPP	P/S	TACKLES									INTERCEPTIONS					O. FUMB				ST					MISC	
			TT	S	A	SK	YDS	TFL	YDS	QBH	NO	YDS	LG	TD	PD	FF	FR	TD	YDS	TT	S	A	FF	FR	S	A	
09/12	SF	P	0	0	0	0.0	0.0	0	0	0	0	0	0	0	0	0	0	0	0	0	0	0	0	0	0	0	0
09/20	at GB	P	3	1	2	1.0	10.0	1	10	2	0	0	0	0	0	0	0	0	0	0	0	0	0	0	0	0	0
09/26	BAL	S	2	1	1	1.0	3.0	1	3	1	0	0	0	0	0	0	0	0	0	0	0	0	0	0	0	0	0
10/03	at CHI	S	4	3	1	1.0	24.0	0	0	2	0	0	0	0	0	1	0	0	0	0	0	0	0	0	0	0	0
10/10	at MIN	S	3	3	0	1.0	6.0	1	6	1	0	0	0	0	0	0	0	0	0	0	0	0	0	0	0	0	0
10/17	CIN	P	5	4	1	0.0	0.0	0	0	0	0	0	0	0	0	0	0	0	0	0	0	0	0	0	0	0	0
10/24	at LAR	S	4	2	2	0.0	0.0	0	0	0	0	0	0	0	0	0	0	0	0	0	0	0	0	0	0	0	0
10/31	PHI	S	6	3	3	0.0	0.0	0	0	0	0	0	0	0	0	0	0	0	0	0	0	0	0	0	0	0	0
11/14	at PIT	S	6	3	3	0.0	0.0	1	4	0	0	0	0	0	0	0	0	0	0	0	0	0	0	0	0	0	0
11/21	at CLE	S	5	0	5	0.0	0.0	0	0	1	0	0	0	0	0	0	0	0	0	0	0	0	0	0	0	0	0
11/25	CHI	S	3	0	3	0.0	0.0	0	0	1	0	0	0	0	0	0	0	0	0	0	0	0	0	0	0	0	0
12/05	MIN	S	2	2	0	2.0	11.0	1	6	4	0	0	0	0	0	1	0	0	0	0	0	0	0	0	0	0	0
12/12	at DEN	S	3	1	2	0.0	0.0	1	0	1	0	0	0	0	0	0	0	0	0	0	0	0	0	0	0	0	0
12/19	ARI	S	12	7	5	1.5	16.0	3	17	2	0	0	0	0	0	0	0	0	0	0	0	0	0	0	0	0	0
12/26	at ATL	S	3	1	2	0.0	0.0	1	1	0	0	0	0	0	0	0	0	0	0	0	0	0	0	0	0	0	0
01/02	at SEA	S	2	1	1	0.0	0.0	0	0	0	0	0	0	0	0	0	0	0	0	0	0	0	0	0	0	0	0
01/09	GB	S	2	2	0	0.0	0.0	0	0	1	0	0	0	0	0	0	0	0	0	0	0	0	0	0	0	0	0
2021 TTL	17-14		65	34	31	7.5	70.0	10	47	16	0	0	0	0	0	2	0	0	0	0	0	0	0	0	0	0	0





25

WILL HARRIS

Complete, comprehensive bios are available on NFL.com

POSITION: Cornerback
NFL/LIONS YEARS: 4 / 4
HEIGHT/WEIGHT 6-1 / 206
HOMETOWN: Suwanee, Ga.
COLLEGE: Boston College
ACQUIRED: D-3 '19

CAREER HIGHLIGHTS

- 🦋 Lined up at cornerback for the first time of his career in Week 15 of the 2021 season vs. Arizona.
- 🦋 Registered his first-career forced fumble at Pittsburgh (11/14/21).
- 🦋 In 2019, he became he first Lions defensive back to record 30 total tackles, three pass defenses and 1.0 sack in their rookie season since 2009 (Louis Delmas).
- 🦋 Notched his first-career sack (-11 yards) in Week 17 vs. Green Bay (12/29/19).
- 🦋 Started his first-career NFL game, recording four total tackles (two solo) in Week 9 at Oakland (11/3/19).
- 🦋 Posted a career-high six tackles (three solo) in Week 6 at Green Bay (10/14/19).
- 🦋 Joined the Lions after being selected in the third round (81st overall) in the 2019 NFL Draft, and became the highest-drafted defensive back in Boston College history.

COLLEGE

Played in 50 career games (41 starts) and logged 225 total tackles, 7.5 tackles for loss, 1.0 sack, five interceptions, 12 pass defenses and six fumble recoveries.

2018: Started all 12 games and had 75 tackles and one interception.

- 🦋 Named team captain.
- 🦋 Third-Team All-ACC.

2017: Started all 13 games and produced 83 total tackles, 5.5 tackles for loss, 1.0 sack and one interception.

- 🦋 Led the NCAA with four fumble recoveries.

2016: Started all 13 games and registered 47 total tackles, six pass defenses and two interceptions.

2015: Appeared in all 12 games (three starts) and recorded 20 tackles, one interception and one forced fumble.

PERSONAL

- 🦋 Attended and played at Choate Rosemary Hall in Wallingford, Conn.
- 🦋 Son of Twanna and Will Harris Sr. His father played for Mississippi State (1989-92) and was selected by the Buffalo Bills in the 1993 NFL Draft.
- 🦋 Has two younger siblings, Trey and Niya.
- 🦋 Cousins with E.J. Smith, who is the son of the NFL's all-time leading rusher Emmitt Smith.





WILL HARRIS' NFL REGULAR SEASON DEFENSIVE STATISTICS

DATE	TEAM	GP	GS	TACKLES								INTERCEPTIONS					O. FUMB				ST					
				TT	S	A	TFL	YDS	SK	YDS	QBH	NO	YDS	LG	TD	PD	FF	FR	TD	YDS	TT	S	A	FF	FR	
2019	DET	16	6	36	26	10	1	11	1.0	11.0	1	0	0	0	0	3	0	0	0	0	0	7	4	3	0	0
2020	DET	16	5	33	24	9	0	0	0.0	0.0	0	0	0	0	0	1	0	0	0	0	0	2	2	0	0	0
2021	DET	17	17	91	62	29	0	0	0.5	5.5	1	0	0	0	0	4	1	0	0	0	0	2	0	2	0	0
TOTALS		49	28	160	112	48	1	11	1.5	16.5	2	0	0	0	0	8	1	0	0	0	11	6	5	0	0	

WILL HARRIS' SINGLE-GAME HIGHS: DEFENSIVE

- Total Tackles** 9 vs. Green Bay Packers, Jan 09, 2022
...1 more at 9.
- Solo Tackles** 8 vs. Green Bay Packers, Jan 09, 2022
- Sacks** 1.0 vs. Green Bay Packers, Dec 29, 2019
- Pass Defenses** 1 vs. Arizona Cardinals, Dec 19, 2021
...7 more at 1.
- Forced Fumbles** 1 at Pittsburgh Steelers, Nov 14, 2021
- Tackles For Loss** 1 vs. Green Bay Packers, Dec 29, 2019
- Special Teams Tackles** 2 vs. Minnesota Vikings, Oct 20, 2019

WILL HARRIS' 2021 GXG REGULAR-SEASON STATISTICS (DET)

DATE	OPP	P/S	TACKLES								INTERCEPTIONS					O. FUMB				ST				MISC		
			TT	S	A	SK	YDS	TFL	YDS	QBH	NO	YDS	LG	TD	PD	FF	FR	TD	YDS	TT	S	A	FF	FR	S	A
09/12	SF	S	7	4	3	0.0	0.0	0	0	0	0	0	0	0	0	0	0	0	0	0	0	0	0	0	0	0
09/20	at GB	S	6	6	0	0.0	0.0	0	0	0	0	0	0	0	0	0	0	0	0	0	1	0	1	0	0	0
09/26	BAL	S	6	6	0	0.0	0.0	0	0	0	0	0	0	0	0	0	0	0	0	0	0	0	0	0	0	0
10/03	at CHI	S	5	3	2	0.0	0.0	0	0	0	0	0	0	0	0	0	0	0	0	0	0	0	0	0	0	0
10/10	at MIN	S	5	2	3	0.0	0.0	0	0	0	0	0	0	0	0	0	0	0	0	0	0	0	0	0	0	0
10/17	CIN	S	0	0	0	0.0	0.0	0	0	0	0	0	0	0	0	0	0	0	0	1	0	1	0	0	0	0
10/24	at LAR	S	4	3	1	0.0	0.0	0	0	0	0	0	0	0	0	0	0	0	0	0	0	0	0	0	0	0
10/31	PHI	S	2	2	0	0.0	0.0	0	0	0	0	0	0	0	0	0	0	0	0	0	0	0	0	0	0	0
11/14	at PIT	S	3	2	1	0.0	0.0	0	0	0	0	0	0	0	0	1	0	0	0	0	0	0	0	0	0	0
11/21	at CLE	S	8	6	2	0.5	5.5	0	0	1	0	0	0	0	0	0	0	0	0	0	0	0	0	0	0	0
11/25	CHI	S	7	5	2	0.0	0.0	0	0	0	0	0	0	0	1	0	0	0	0	0	0	0	0	0	0	0
12/05	MIN	S	3	2	1	0.0	0.0	0	0	0	0	0	0	0	1	0	0	0	0	0	0	0	0	0	0	0
12/12	at DEN	S	9	2	7	0.0	0.0	0	0	0	0	0	0	0	1	0	0	0	0	0	0	0	0	0	0	0
12/19	ARI	S	5	3	2	0.0	0.0	0	0	0	0	0	0	0	1	0	0	0	0	0	0	0	0	0	0	0
12/26	at ATL	S	5	3	2	0.0	0.0	0	0	0	0	0	0	0	0	0	0	0	0	0	0	0	0	0	0	0
01/02	at SEA	S	7	5	2	0.0	0.0	0	0	0	0	0	0	0	0	0	0	0	0	0	0	0	0	0	0	0
01/09	GB	S	9	8	1	0.0	0.0	0	0	0	0	0	0	0	0	0	0	0	0	0	0	0	0	0	0	0
2021 TTL	17-17		91	62	29	0.5	5.5	0	0	1	0	0	0	0	4	1	0	0	0	0	2	0	2	0	0	0





92

BRUCE HECTOR

Complete, comprehensive bios are available on NFLONG.com

POSITION: Defensive Lineman
NFL/LIONS YEARS: 3 / 1
HEIGHT/WEIGHT 6-2 / 296
HOMETOWN: Tampa, Fla.
COLLEGE: South Florida
ACQUIRED: W-TEN '21

CAREER HIGHLIGHTS

- Joined the Lions after being claimed off of waivers from the Tennessee Titans.
- Appeared in his first postseason game with the Philadelphia Eagles in the NFC Wild Card vs. Seattle (1/5/20).
- Recorded his first-career sack in Week 7 of the 2018 season vs. Carolina (10/21/18) for a loss of 5.5 yards.

COLLEGE

A four-year letterman and two-year starter at USF (2013-17), played in 43 career games and tallied 18.0 career sacks and 90 total tackles for the Bulls. Hector ranks fourth in USF history in career sacks (18.0), and fifth in sack yardage (119.0 yards). He also ranks 10th in USF history with 28 tackles for loss.

2017: Started all 13 games as a senior. Selected to the All-AAC second team in his final season. Played in the 2018 NFLPA Collegiate Bowl at the Rose Bowl Stadium in Pasadena Calif. Achieved collegiate-highs in tackles (38), sacks (7.0), and tackles for loss (13).

2016 Started all 13 games for the Bulls as a redshirt junior, where he tied the team lead for sacks (6.0). Tallied 33 tackles, 6.0 sacks and eight tackles for loss. Started in USF's Birmingham Bowl games vs. South Carolina.

2015: Appeared in all 12 games as a redshirt sophomore, where he tied the team-high for sacks (5.0). Tallied 19 tackles (14 solo).

2014: Appeared in six games as a redshirt freshman

2013: Redshirted as a true freshman

PERSONAL

- Attended Robinson High School in Tampa Fla., where he was named to the 5-A all-state team by The Associated Press as a senior and led the team to a state semifinal appearance.
- Posted 55 tackles, with 3.5 sacks and nine tackles for loss his senior year at Robinson High School.
- Son of Monica Lockett.

BRUCE HECTOR'S NFL REGULAR SEASON DEFENSIVE STATISTICS

DATE	TEAM	GP	GS	TT	TACKLES					INTERCEPTIONS					O. FUMB					ST					MISC													
					S	A	TFL	YDS	SK	YDS	QBH	NO	YDS	LG	TD	PD	FF	FR	TD	YDS	TT	S	A	FF	FR	S	A											
2018	PHI	8	0	2	0	2	0	0	0.5	5.5	1	0	0	0	0	0	0	0	0	0	0	0	0	0	0	0	0	0	0	0	0	0	0	0	0	0	0	0
2019	PHI	3	1	0	0	0	0	0	0.0	0.0	1	0	0	0	0	0	0	0	0	0	0	0	0	0	0	0	0	0	0	0	0	0	0	0	0	0	0	
2020	CAR	0	0	0	0	0	0	0	0.0	0.0	0	0	0	0	0	0	0	0	0	0	0	0	0	0	0	0	0	0	0	0	0	0	0	0	0	0	0	0
2021	DET	3	0	5	3	2	0	0	0.0	0.0	0	0	0	0	0	0	0	0	0	0	0	0	0	0	0	0	0	0	0	0	0	0	0	0	0	0	0	0
TOTALS		14	1	7	3	4	0	0	0.5	5.5	2	0	0	0	0	0	0	0	0	0	0	0	0	0	0	0	0	0	0	0	0	0	0	0	0	0	0	





BRUCE HECTOR'S NFL POSTSEASON DEFENSIVE STATISTICS

DATE	TEAM	GP	TACKLES									INTERCEPTIONS					O. FUMB				ST			MISC				
			GS	TT	S	A	TFL	YDS	SK	YDS	QBH	NO	YDS	LG	TD	PD	FF	FR	TD	YDS	TT	S	A	FF	FR	S	A	
2018	PHI	0	0	0	0	0	0	0	0.0	0.0	0	0	0	0	0	0	0	0	0	0	0	0	0	0	0	0	0	0
2019	PHI	1	0	0	0	0	0	0	0.0	0.0	0	0	0	0	0	0	0	0	0	0	0	0	0	0	0	0	0	
TOTALS		1	0	0	0	0	0	0	0.0	0.0	0	0	0	0	0	0	0	0	0	0	0	0	0	0	0	0	0	

BRUCE HECTOR'S 2021 GXG REGULAR-SEASON STATISTICS (DET)

DATE	OPP	P/S	TACKLES									INTERCEPTIONS					O. FUMB				ST			MISC		
			TT	S	A	SK	YDS	TFL	YDS	QBH	NO	YDS	LG	TD	PD	FF	FR	TD	YDS	TT	S	A	FF	FR	S	A
09/12	SF		PRACTICE SQUAD																							
09/20	at GB		PRACTICE SQUAD																							
09/26	BAL		PRACTICE SQUAD																							
10/03	at CHI		PRACTICE SQUAD																							
10/10	at MIN		PRACTICE SQUAD																							
10/17	CIN		PRACTICE SQUAD																							
10/24	at LAR		PRACTICE SQUAD																							
10/31	PHI		PRACTICE SQUAD																							
11/14	at PIT		PRACTICE SQUAD																							
11/21	at CLE		PRACTICE SQUAD																							
11/25	CHI		PRACTICE SQUAD																							
12/05	MIN	P	2	1	1	0.0	0.0	0	0	0	0	0	0	0	0	0	0	0	0	0	0	0	0	0	0	0
12/12	at DEN	P	0	0	0	0.0	0.0	0	0	0	0	0	0	0	0	0	0	0	0	0	0	0	0	0	0	0
12/19	ARI		PRACTICE SQUAD																							
12/26	at ATL		PRACTICE SQUAD																							
01/02	at SEA	P	3	2	1	0.0	0.0	0	0	0	0	0	0	0	0	0	0	0	0	0	0	0	0	0	0	0
01/09	GB		PRACTICE SQUAD																							
2021 TTL		3-0	5	3	2	0.0	0.0	0	0	0	0	0	0	0	0	0	0	0	0	0	0	0	0	0	0	0





88

T.J. HOCKENSON

Complete, comprehensive bios are available on NFL.com

POSITION: Tight End

NFL/LIONS YEARS: 4 / 4

HEIGHT/WEIGHT: 6-5 / 244

HOMETOWN: Chariton, Iowa

COLLEGE: Iowa

ACQUIRED: D-1 '19

CAREER HIGHLIGHTS

- 🦁 **Pro Bowl:** 2020
- 🦁 Finished his third NFL season in 2021. Among all-time Lions tight ends through three-career seasons, he has the most touchdowns (12), second-most receptions (160) and third-most receiving yards (1,673).
- 🦁 Had 60-or-more receptions in the 2020 and 2021 seasons, tying for the most 60-reception seasons by a tight end in franchise history.
- 🦁 Became the first tight end in NFL history to produce at least 50 receiving yards and a touchdown in the first three Week 1 games of a player's career.
- 🦁 Ranked second among NFL tight ends by producing four games with eight-or-more receptions in 2021, establishing a new team record at the position.
- 🦁 In 2020, he became the first Lions tight end to make a Pro Bowl since 1999.
- 🦁 Among all NFL tight ends in 2020, he ranked third in receiving yards (723), receptions of 10+ yards (33) and receiving first downs (40) while ranking fourth with 67 receptions.
- 🦁 In 2020, he set a Lions single-season tight end record by producing eight games with at least 50 receiving yards.
- 🦁 His 723 receiving yards in 2020 were the second-most single-season yards by a tight end in franchise history while his 67 receptions ranked third.
- 🦁 Played in 12 games (seven starts) in 2019 and recorded the second-most receptions (32) and receiving yards (367) by a Lions TE in their rookie season.
- 🦁 Became the first tight end in franchise history to record at least one reception in each of their first 10 career games.
- 🦁 Set an NFL record for the most receiving yards (131) by a tight end in their first career game in Week 1 at Arizona (9/8/19). His 131 receiving yards were the fourth-most by a tight end in Lions history and the most by a tight end since 1974.



T.J. HOCKENSON'S NFL REGULAR SEASON RUSHING/RECEIVING STATISTICS

YEAR	TEAM	GP	GS	RECEIVING					RUSHING				
				NO	YDS	AVG	LG	TD	NO	YDS	AVG	LG	TD
2019	DET	12	7	32	367	11.5	39	2	0	0	0.0	0	0
2020	DET	16	16	67	723	10.8	51	6	1	0	0.0	0	0
2021	DET	12	12	61	583	9.6	33	4	0	0	0.0	0	0
TOTALS		40	35	160	1,673	10.5	51	12	1	0	0.0	0	0



T.J. HOCKENSON'S SINGLE-GAME HIGHS: RUSHING/RECEIVING

Rush Attempts 1 at Tennessee Titans, Dec 20, 2020
Receptions 10 vs. Philadelphia Eagles, Oct 31, 2021
Receiving Yards 131 at Arizona Cardinals, Sep 08, 2019
Receiving Average 21.8 at Arizona Cardinals, Sep 08, 2019
Longest Receptions 51 vs. Houston Texans, Nov 26, 2020

Receiving TDs 1 vs. Minnesota Vikings, Dec 05, 2021
 ...11 more at 1.
All-Purpose Yards 131 at Arizona Cardinals, Sep 08, 2019
Most TDs 1 vs. Minnesota Vikings, Dec 05, 2021
 ...11 more at 1.
Miscellaneous Tackles 1 vs. Minnesota Vikings, Dec 05, 2021
 ...2 more at 1.

T.J. HOCKENSON'S 2021 GXG REGULAR-SEASON STATISTICS (DET)

DATE	OPP	P/S	RECEIVING					RUSHING				
			NO	YDS	AVG	LG	TD	NO	YDS	AVG	LG	TD
09/12	SF	S	8	97	12.1	23	1	0	0	0.0	0	0
09/20	at GB	S	8	66	8.3	20	1	0	0	0.0	0	0
09/26	BAL	S	2	10	5.0	5	0	0	0	0.0	0	0
10/03	at CHI	S	4	42	10.5	22	0	0	0	0.0	0	0
10/10	at MIN	S	2	22	11.0	14	0	0	0	0.0	0	0
10/17	CIN	S	8	74	9.3	33	0	0	0	0.0	0	0
10/24	at LAR	S	6	48	8.0	21	0	0	0	0.0	0	0
10/31	PHI	S	10	89	8.9	18	0	0	0	0.0	0	0
11/14	at PIT	S	0	0	0.0	0	0	0	0	0.0	0	0
11/21	at CLE	S	6	51	8.5	24	0	0	0	0.0	0	0
11/25	CHI	S	3	35	11.7	17t	1	0	0	0.0	0	0
12/05	MIN	S	4	49	12.3	25	1	0	0	0.0	0	0
12/12	at DEN							INACTIVE				
12/19	ARI							INJURED RESERVE				
12/26	at ATL							INJURED RESERVE				
01/02	at SEA							INJURED RESERVE				
01/09	GB							INJURED RESERVE				
2021 TTL	12-12		61	583	9.6	33	4	0	0	0.0	0	0





59

JAMES HOUSTON

Complete, comprehensive bios are available on NFL.com

POSITION: Linebacker

NFL/LIONS YEARS: Rookie / 1

HEIGHT/WEIGHT 6-1 / 241

HOMETOWN: Fort Lauderdale, Fla.

COLLEGE: Jackson State

ACQUIRED: D-6b '22

CAREER HIGHLIGHTS

- Joined the Lions after being selected in the sixth round (217th overall) of the 2022 NFL Draft out of Jackson State.
- He's the second-highest selection the Lions have made out of Jackson State, behind only Hall of Fame DB Lem Barney, who went to the club 34th overall in 1967.
- He's Detroit's first HBCU draft selection since 2013.

COLLEGE

Played one season for Jackson State University (2021) as an outside linebacker. Prior to JSU, he played four seasons (2017-20) at the University of Florida.

2021 (Jackson State): Played in 13 games, where he recorded 70 tackles (52 solo), 24.5 tackles for loss, 16.5 sacks, seven forced fumbles, two fumble recoveries, two defensive touchdowns and one interception. Recorded at least 1.0 sack in 10 games and at least 2.0 tackles for loss in eight games.

- First-Team All-SWAC.
- STATS FCS All-American.
- FCS Coaches All-American.

2020 (Florida): Played in nine games, where he logged 37 tackles (20 solo), 3.5 tackles for loss, 1.0 sack, and one forced fumble.

2019 (Florida): Played in all 13 games as a reserve linebacker and a member of special teams. Recorded 38 tackles (21 solo), 6.0 tackles for loss and one forced fumble. Ranked fourth on the team with 3.5 sacks.

2018 (Florida): Appeared in all 13 games as a reserve linebacker and key special teams player. Logged 28 tackles, two tackles for loss, two forced fumbles and one blocked punt.

2017 (Florida): Did not play the 2017 season.

PERSONAL

- Attended American Heritage High School (Plantation, Fla.), where he totaled 37 tackles (20 solo), 1.0 sack, an interception and a forced fumble during his junior season. Suffered an ACL injury that prevented him from playing his senior season.
- Played for former three-time Pro Bowler cornerback, Patrick Surtain.





33

JUJU HUGHES

Complete, comprehensive bios are available on NFLDM.com

POSITION: Safety

NFL/LIONS YEARS: 3 / 1

HEIGHT/WEIGHT 5-11 / 191

HOMETOWN: Lemoore, Calif.

COLLEGE: Fresno State

ACQUIRED: W-LAR '20

CAREER HIGHLIGHTS

- Made his NFL debut in Week 4 vs. the New York Giants (10/4/20).
- Recorded his first-career tackle at the New York Giants (10/17/21), totaling two tackles (one solo).
- Joined the Detroit Lions after being claimed off of waivers from the Los Angeles Rams, where he spent the 2020-21 seasons.
- Originally joined the Rams as an undrafted free agent in the 2020 offseason.

COLLEGE

Played collegiately at Fresno State (2016-19), where he played in 52 games and recorded 247 tackles (149 solo), 30 pass defenses, 9.5 tackles for loss, seven interceptions, 1.0 sack, one forced fumble and one fumble recovery.

2019: Started in all 12 games in which he appeared as a senior, finishing third on the team with a career-high 80 tackles (47 solo) and two interceptions.

- Earned All-Mountain West honorable mention defensive back honors.

2018: Started all 14 games at strong safety and posted four interceptions for a total of 65 return yards alongside 78 tackles (40 solo).

- Selected to the All-Mountain West Second-Team.

2017: Started all 14 games as a sophomore, ranking tied for fourth on the team with 71 tackles and third on the defense in solo stops with 54. Also added seven pass breakups to go along with one interception, one forced fumble, one fumble recovery, one quarterback hurry and seven tackles for loss.

- Named an All-Mountain West honorable mention selection.

2016: As a true freshman, played in all 12 games and finished with 18 tackles (eight solo) and 1.5 tackles for loss.

PERSONAL

- Attended Hanford (Calif.) High School, where he helped lead his team to back-to-back Central Section Titles as a defensive back, receiver and returner.
- Legal name is Juwuane.
- Son of Cedric and Minnie Hughes and has four siblings.
- Majored in communication at Fresno State.



JUJU HUGHES' NFL REGULAR SEASON DEFENSIVE STATISTICS

DATE	TEAM	GP	GS	TT	TACKLES						INTERCEPTIONS						O. FUMB				ST				MISC			
					S	A	TFL	YDS	SK	YDS	QBH	NO	YDS	LG	TD	PD	FF	FR	TD	YDS	TT	S	A	FF	FR	S	A	
2020	LAR	12	0	0	0	0	0	0	0.0	0.0	0	0	0	0	0	0	0	0	0	0	0	3	1	2	0	0	0	0
2021	LAR	7	0	5	4	1	0	0	0.0	0.0	0	0	0	0	0	0	0	0	0	0	0	0	0	0	0	0	0	
TOTALS		19	0	5	4	1	0	0	0.0	0.0	0	0	0	0	0	0	0	0	0	0	3	1	2	0	0	0	0	





JUJU HUGHES' NFL POSTSEASON DEFENSIVE STATISTICS

DATE	TEAM	GP	TACKLES								INTERCEPTIONS					O. FUMB				ST			MISC				
			GS	TT	S	A	TFL	YDS	SK	YDS	QBH	NO	YDS	LG	TD	PD	FF	FR	TD	YDS	TT	S	A	FF	FR	S	A
2020	LAR	2	0	0	0	0	0	0	0.0	0.0	0	0	0	0	0	0	0	0	0	0	1	0	1	0	0	0	0
TOTALS		2	0	0	0	0	0	0	0.0	0.0	0	0	0	0	0	0	0	0	0	0	1	0	1	0	0	0	0

JUJU HUGHES' SINGLE-GAME HIGHS: DEFENSIVE

Total Tackles 3 at Houston Texans, Oct 31, 2021

Special Teams Tackles 1 at Seattle Seahawks, Dec 27, 2020

Solo Tackles 3 at Houston Texans, Oct 31, 2021

JUJU HUGHES' SINGLE-GAME HIGHS - POSTSEASON: DEFENSIVE

Special Teams Tackles

1 at Seattle Seahawks, Jan 09, 2021

JUJU HUGHES' 2021 GXG REGULAR-SEASON STATISTICS (LAR)

DATE	OPP	P/S	TACKLES								INTERCEPTIONS					O. FUMB				ST			MISC			
			TT	S	A	SK	YDS	TFL	YDS	QBH	NO	YDS	LG	TD	PD	FF	FR	TD	YDS	TT	S	A	FF	FR	S	A
09/12	CHI																									
09/19	at IND																									
09/26	TB																									
10/03	ARI																									
10/07	at SEA	P	0	0	0	0.0	0.0	0	0	0	0	0	0	0	0	0	0	0	0	0	0	0	0	0	0	0
10/17	at NYG	P	2	1	1	0.0	0.0	0	0	0	0	0	0	0	0	0	0	0	0	0	0	0	0	0	0	0
10/24	DET	P	0	0	0	0.0	0.0	0	0	0	0	0	0	0	0	0	0	0	0	0	0	0	0	0	0	0
10/31	at HOU	P	3	3	0	0.0	0.0	0	0	0	0	0	0	0	0	0	0	0	0	0	0	0	0	0	0	0
11/07	TEN	P	0	0	0	0.0	0.0	0	0	0	0	0	0	0	0	0	0	0	0	0	0	0	0	0	0	0
11/15	at SF	P	0	0	0	0.0	0.0	0	0	0	0	0	0	0	0	0	0	0	0	0	0	0	0	0	0	0
11/28	at GB																									
12/05	JAX																									
12/13	at ARI	P	0	0	0	0.0	0.0	0	0	0	0	0	0	0	0	0	0	0	0	0	0	0	0	0	0	0
12/21	SEA																									
12/26	at MIN																									
01/02	at BAL																									
01/09	SF																									
2021 TTL		7-0	5	4	1	0.0	0.0	0	0	0	0	0	0	0	0	0	0	0	0	0	0	0	0	0	0	0





23

MIKE HUGHES

Complete, comprehensive bios are available on NFLONG.com

POSITION: Cornerback

NFL/LIONS YEARS: 5 / 1

HEIGHT/WEIGHT 5-10 / 191

HOMETOWN: New Bern, N.C.

COLLEGE: UCF

ACQUIRED: UFA-KC '22

CAREER HIGHLIGHTS

- AFC Defensive Player of the Week:** 2021 (Week 14).
- Since entering the NFL in 2018, he is the League's only defensive back to force seven fumbles, recover four fumbles and produce both interception and fumble returns for touchdowns.
- Forced four fumbles in 2021 with the Kansas City Chiefs, tied with CB Marcus Peters (2017) for the most a Chiefs cornerback has had in a single season in franchise history. His four forced fumbles ranked second among all NFL cornerbacks that season.
- In Week 14 of the 2021 season vs. Las Vegas, he produced nine total tackles, two forced fumbles and returned a fumble 23 yards for a touchdown.
- Recorded an interception in his NFL debut vs. San Francisco (9/9/2018) and returned it 28 yards, becoming the first ever Vikings rookie to return an interception for a touchdown in their NFL debut.



MIKE HUGHES' NFL REGULAR SEASON DEFENSIVE STATISTICS

DATE	TEAM	GP	GS	TT	TACKLES						INTERCEPTIONS					O. FUMB				ST				MISC			
					S	A	TFL	YDS	SK	YDS	QBH	NO	YDS	LG	TD	PD	FF	FR	TD	YDS	TT	S	A	FF	FR	S	A
2018	MIN	6	2	21	18	3	1	0	0.0	0.0	0	1	28	28t	1	3	1	0	0	0	1	1	0	0	1	0	0
2019	MIN	14	3	43	37	6	1	1	0.0	0.0	0	1	0	0	0	9	1	0	0	0	2	2	0	1	2	0	0
2020	MIN	4	2	13	9	4	0	0	0.0	0.0	0	0	0	0	0	1	0	0	0	0	0	0	0	0	0	0	0
2021	KC	17	5	45	38	7	0	0	0.0	0.0	0	1	0	0	0	6	4	1	1	23	2	2	0	0	0	0	0
TOTALS		41	12	122	102	20	2	1	0.0	0.0	0	3	28	28T	1	19	6	1	1	23	5	5	0	1	3	0	0



MIKE HUGHES' NFL POSTSEASON DEFENSIVE STATISTICS

DATE	TEAM	GP	GS	TT	TACKLES						INTERCEPTIONS					O. FUMB				ST				MISC				
					S	A	TFL	YDS	SK	YDS	QBH	NO	YDS	LG	TD	PD	FF	FR	TD	YDS	TT	S	A	FF	FR	S	A	
2019	MIN	0	0	0	0	0	0	0	0.0	0.0	0	0	0	0	0	0	0	0	0	0	0	0	0	0	0	0	0	0
2021	KC	3	1	4	3	1	0	0	0.0	0.0	0	0	0	0	0	0	0	0	0	0	1	0	1	0	0	0	0	0
TOTALS		3	1	4	3	1	0	0	0.0	0.0	0	0	0	0	0	0	0	0	0	0	1	0	1	0	0	0	0	0



MIKE HUGHES' SINGLE-GAME HIGHS: DEFENSIVE

Total Tackles	10 at Philadelphia Eagles, Oct 03, 2021	Interceptions	1 vs. Cleveland Browns, Sep 12, 2021
Solo Tackles	9 at Philadelphia Eagles, Oct 03, 2021	Interception Return Yards	28 vs. San Francisco 49ers, Sep 09, 2018
Pass Defenses	3 at New York Giants, Oct 06, 2019	Special Teams Tackles	2 at Kansas City Chiefs, Nov 03, 2019
Forced Fumbles	2 vs. Las Vegas Raiders, Dec 12, 2021	Special Teams Forced Fumbles	1 at Kansas City Chiefs, Nov 03, 2019
Fumble Recoveries	1 vs. Las Vegas Raiders, Dec 12, 2021	Special Teams Fumble Recoveries	1 vs. Denver Broncos, Nov 17, 2019
Tackles For Loss	1 at Kansas City Chiefs, Nov 03, 2019	Longest Opponent's Fumble Return	23 vs. Las Vegas Raiders, Dec 12, 2021

MIKE HUGHES' SINGLE-GAME HIGHS - POSTSEASON: DEFENSIVE

Total Tackles	2 vs. Buffalo Bills, Jan 23, 2022 ...1 more at 2.	Special Teams Tackles	1 vs. Cincinnati Bengals, Jan 30, 2022
Solo Tackles	2 vs. Pittsburgh Steelers, Jan 16, 2022		

MIKE HUGHES' 2021 GXG REGULAR-SEASON STATISTICS (KC)

DATE	OPP	P/S	TACKLES								INTERCEPTIONS					O. FUMB				ST					MISC		
			TT	S	A	SK	YDS	TFL	YDS	QBH	NO	YDS	LG	TD	PD	FF	FR	TD	YDS	TT	S	A	FF	FR	S	A	
09/12	CLE	P	2	2	0	0.0	0.0	0	0	0	1	0	0	0	1	0	0	0	0	0	0	0	0	0	0	0	0
09/19	at BAL	P	2	1	1	0.0	0.0	0	0	0	0	0	0	0	0	1	0	0	0	0	0	0	0	0	0	0	0
09/26	LAC	P	2	1	1	0.0	0.0	0	0	0	0	0	0	0	1	0	0	0	0	0	0	0	0	0	0	0	0
10/03	at PHI	S	10	9	1	0.0	0.0	0	0	0	0	0	0	0	1	1	0	0	0	0	0	0	0	0	0	0	0
10/10	BUF	P	0	0	0	0.0	0.0	0	0	0	0	0	0	0	0	0	0	0	0	0	0	0	0	0	0	0	0
10/17	at WAS	P	4	4	0	0.0	0.0	0	0	0	0	0	0	0	0	0	0	0	0	0	0	0	0	0	0	0	0
10/24	at TEN	P	0	0	0	0.0	0.0	0	0	0	0	0	0	0	0	0	0	0	0	0	0	0	0	0	0	0	0
11/01	NYG	P	0	0	0	0.0	0.0	0	0	0	0	0	0	0	0	0	0	0	0	0	0	0	0	0	0	0	0
11/07	GB	P	0	0	0	0.0	0.0	0	0	0	0	0	0	0	0	0	0	0	0	1	1	0	0	0	0	0	0
11/14	at LV	P	2	1	1	0.0	0.0	0	0	0	0	0	0	0	1	0	0	0	0	0	0	0	0	0	0	0	0
11/21	DAL	P	1	1	0	0.0	0.0	0	0	0	0	0	0	0	1	0	0	0	0	1	1	0	0	0	0	0	0
12/05	DEN	S	0	0	0	0.0	0.0	0	0	0	0	0	0	0	0	0	0	0	0	0	0	0	0	0	0	0	0
12/12	LV	S	9	8	1	0.0	0.0	0	0	0	0	0	0	0	0	2	1	1	23	0	0	0	0	0	0	0	0
12/16	at LAC	S	5	5	0	0.0	0.0	0	0	0	0	0	0	0	0	0	0	0	0	0	0	0	0	0	0	0	0
12/26	PIT	S	6	4	2	0.0	0.0	0	0	0	0	0	0	0	0	0	0	0	0	0	0	0	0	0	0	0	0
01/02	at CIN	P	0	0	0	0.0	0.0	0	0	0	0	0	0	0	0	0	0	0	0	0	0	0	0	0	0	0	0
01/08	at DEN	P	2	2	0	0.0	0.0	0	0	0	0	0	0	0	1	0	0	0	0	0	0	0	0	0	0	0	0
2021 TTL		17-5	45	38	7	0.0	0.0	0	0	0	1	0	0	0	6	4	1	1	23	2	2	0	0	0	0	0	0

MIKE HUGHES' 2021 GXG POSTSEASON STATISTICS (KC)

DATE	OPP	P/S	TACKLES								INTERCEPTIONS					O. FUMB				ST					MISC			
			TT	S	A	SK	YDS	TFL	YDS	QBH	NO	YDS	LG	TD	PD	FF	FR	TD	YDS	TT	S	A	FF	FR	S	A		
01/16	PIT	S	2	2	0	0.0	0.0	0	0	0	0	0	0	0	0	0	0	0	0	0	0	0	0	0	0	0	0	0
01/23	BUF	P	2	1	1	0.0	0.0	0	0	0	0	0	0	0	0	0	0	0	0	0	0	0	0	0	0	0	0	0
01/30	CIN	P	0	0	0	0.0	0.0	0	0	0	0	0	0	0	0	0	0	0	0	1	0	1	0	0	0	0	0	0
2021 TTL		3-1	4	3	1	0.0	0.0	0	0	0	0	0	0	0	0	0	0	0	0	1	0	1	0	0	0	0	0	0





97

AIDAN HUTCHINSON

Complete, comprehensive bios are available on NFL.com

POSITION: Defensive Lineman

NFL/LIONS YEARS: Rookie / 1

HEIGHT/WEIGHT 6-7 / 264

HOMETOWN: Plymouth, Mich.

COLLEGE: Michigan

ACQUIRED: D-1a '22

CAREER HIGHLIGHTS

- Joined the Lions as a first-round selection (second overall) in the 2022 NFL Draft out of Michigan.
- Became Detroit's highest-selected edge rusher and the highest-selected defensive player the Lions have ever chosen from a Michigan-based college.
- Is the second defensive player the Lions have ever selected within the first two overall picks of a Draft and is the highest defensive player ever selected out of Michigan. He is only the fourth Wolverine to be selected within the first two overall picks of an NFL Draft.

COLLEGE

Played four seasons (2018-21) at Michigan and totaled 160 tackles (84 solo), 28.0 tackles for loss, 18.5 sacks, nine pass defenses, four forced fumbles and a fumble recovery. He set the Michigan single-season sack record with 14.0 sacks in 2021 during his Heisman Trophy runner-up season.

2021: Started in all 14 games, registering 62 tackles (36 solo), 16.5 tackles for loss, a school-record 14.0 sacks, three pass defenses, two forced fumbles and one fumble recovery.

- Heisman Trophy runner-up, the third defensive player to finish second in the history of the award.
- Consensus First Team All-American and First Team All-Big Ten.
- Rotary Lombardi Award winner given to the top lineman in the nation.
- Lott IMPACT Trophy winner given to player who exhibits the IMPACT traits of Ronnie Lott: integrity, maturity, performance, academics, community, and tenacity.
- Woodson-Nagurski Big Ten Defensive Player of the Year and Smith-Brown Big Ten Defensive Lineman of the Year.

2020: Started in three games and had 15 total tackles before his season was cut short due to injury.

2019: Started all 14 games and made 68 tackles (34 solo), 10.5 tackles for loss, six pass breakups, 4.5 sacks, four quarterback hurries, and two forced fumbles.

2018: Appeared in all 13 games and made 15 tackles (five solo) and 1.5 tackles for loss.

PERSONAL

- Attended Divine Child High School (Dearborn, Mich.) and played defensive end, tight end, offensive line and long snapper, helping his team win back-to-back Catholic League titles (2016-17).
- Posted 65 tackles, 27.0 tackles for loss, 4.0 sacks, one forced fumble, one fumble recovery and a blocked kick during his senior season. Also caught 68 passes for 419 yards and eight touchdowns at tight end.
- Played lacrosse at Divine Child as a team captain, earning second-team all-state honors in 2016.
- 2018 U.S. Army All-American Game participant.
- Graduated from Michigan with a degree in applied exercise science.
- Son of Melissa and Chris Hutchinson, both Michigan graduates. His father, Chris, played defensive tackle/outside linebacker for the Wolverines (1989-92) and won team MVP in his final season.





35

GODWIN IGWEBUIKE

(igwih-BEW-kay)

Complete, comprehensive bios are available on NFL.com

POSITION: Running Back

NFL/LIONS YEARS: 3 / 2

HEIGHT/WEIGHT: 6-0 / 210

HOMETOWN: Columbus, Ohio

COLLEGE: Northwestern

ACQUIRED: FA '21

CAREER HIGHLIGHTS

- Appeared in 17 games (one start) in 2021, rushing 18 times for 118 yards (6.6 avg.) and one touchdown, adding seven receptions for 60 yards (8.6 avg.) and returning 28 kickoffs for 697 yards (24.9 avg.) to produce 875 all-purpose yards on the season. Added seven special teams tackles on the season.
- Ranked fourth in the NFL in kickoff return average (24.9) and sixth in kickoff return yards (697) in 2021.
- Rushed for a 42-yard touchdown at Pittsburgh on Nov. 14, 2021, the first touchdown of his career and the longest touchdown rush in an away game by a Lion since RB Barry Sanders had a 51-yard touchdown rush in 1997.
- Topped 175 all-purpose yards in Week 8 and Week 10 (Detroit had a Bye in Week 9), becoming the first Lions player since WR Eddie Drummond in 2002 to post 175 all-purpose yards in consecutive games.
- Transitioned to a running back from safety prior to 2021 training camp.
- Appeared in one game with the Buccaneers and five games with the 49ers at safety as a rookie in 2018.



GODWIN IGWEBUIKE'S NFL REGULAR SEASON RUSHING/RECEIVING STATISTICS

YEAR	TEAM	GP	GS	RUSHING					RECEIVING				
				NO	YDS	AVG	LG	TD	NO	YDS	AVG	LG	TD
2018	TB	1	0	0	0	0.0	0	0	0	0	0.0	0	0
Went from Tampa Bay to San Francisco.													
2018	SF	5	0	0	0	0.0	0	0	0	0	0.0	0	0
2018	TOT	6	0	0	0	0.0	0	0	0	0	0.0	0	0
2021	DET	17	1	18	118	6.6	42t	1	7	60	8.6	18	0
TOTALS		23	1	18	118	6.6	42T	1	7	60	8.6	18	0



GODWIN IGWEBUIKE'S NFL REGULAR SEASON RETURN STATISTICS

YEAR	TEAM	KICKOFF RETURNS					PUNT RETURNS					
		RET	YDS	AVG	LG	TD	NO	FC	YDS	AVG	LG	TD
2018	TB	0	0	0.0	0	0	0	0	0	0.0	0	0
Went from Tampa Bay to San Francisco.												
2018	SF	0	0	0.0	0	0	0	0	0	0.0	0	0
2018	TOT	0	0	0.0	0	0	0	0	0	0.0	0	0
2021	DET	28	697	24.9	47	0	0	0	0	0.0	0	0
TOTALS		28	697	24.9	47	0	0	0	0	0.0	0	0



GODWIN IGWEBUIKE'S 2021 GXG REGULAR-SEASON STATISTICS (DET)

DATE	OPP	P/S	RUSHING					RECEIVING				
			NO	YDS	AVG	LG	TD	NO	YDS	AVG	LG	TD
09/12	SF	P	0	0	0.0	0	0	0	0	0.0	0	0
09/20	at GB	P	0	0	0.0	0	0	0	0	0.0	0	0
09/26	BAL	P	0	0	0.0	0	0	0	0	0.0	0	0
10/03	at CHI	P	0	0	0.0	0	0	0	0	0.0	0	0
10/10	at MIN	P	0	0	0.0	0	0	0	0	0.0	0	0
10/17	CIN	P	0	0	0.0	0	0	0	0	0.0	0	0
10/24	at LAR	P	0	0	0.0	0	0	0	0	0.0	0	0
10/31	PHI	P	3	18	6.0	9	0	3	40	13.3	18	0
11/14	at PIT	P	2	56	28.0	42t	1	0	0	0.0	0	0
11/21	at CLE	P	0	0	0.0	0	0	1	-4	-4.0	-4	0
11/25	CHI	P	1	11	11.0	11	0	0	0	0.0	0	0
12/05	MIN	P	2	8	4.0	6	0	1	13	13.0	13	0
12/12	at DEN	S	8	25	3.1	6	0	0	0	0.0	0	0
12/19	ARI	P	2	0	0.0	0	0	2	11	5.5	13	0
12/26	at ATL	P	0	0	0.0	0	0	0	0	0.0	0	0
01/02	at SEA	P	0	0	0.0	0	0	0	0	0.0	0	0
01/09	GB	P	0	0	0.0	0	0	0	0	0.0	0	0
2021 TTL	17-1		18	118	6.6	42T	1	7	60	8.6	18	0

GODWIN IGWEBUIKE'S 2021 GXG REGULAR-SEASON STATISTICS (DET)

DATE	OPP	P/S	KICKOFF RETURNS					PUNT RETURNS					
			RET	YDS	AVG	LG	TD	NO	FC	YDS	AVG	LG	TD
09/12	SF	P	4	55	13.8	27	0	0	0	0	0.0	0	0
09/20	at GB	P	2	54	27.0	33	0	0	0	0	0.0	0	0
09/26	BAL	P	0	0	0.0	0	0	0	0	0	0.0	0	0
10/03	at CHI	P	0	0	0.0	0	0	0	0	0	0.0	0	0
10/10	at MIN	P	0	0	0.0	0	0	0	0	0	0.0	0	0
10/17	CIN	P	0	0	0.0	0	0	0	0	0	0.0	0	0
10/24	at LAR	P	1	27	27.0	27	0	0	0	0	0.0	0	0
10/31	PHI	P	4	126	31.5	41	0	0	0	0	0.0	0	0
11/14	at PIT	P	5	122	24.4	29	0	0	0	0	0.0	0	0
11/21	at CLE	P	3	58	19.3	23	0	0	0	0	0.0	0	0
11/25	CHI	P	3	84	28.0	35	0	0	0	0	0.0	0	0
12/05	MIN	P	1	30	30.0	30	0	0	0	0	0.0	0	0
12/12	at DEN	S	0	0	0.0	0	0	0	0	0	0.0	0	0
12/19	ARI	P	1	17	17.0	17	0	0	0	0	0.0	0	0
12/26	at ATL	P	1	25	25.0	25	0	0	0	0	0.0	0	0
01/02	at SEA	P	2	74	37.0	47	0	0	0	0	0.0	0	0
01/09	GB	P	1	25	25.0	25	0	0	0	0	0.0	0	0
2021 TTL	17-1		28	697	24.9	47	0	0	0	0	0.0	0	0





73

JONAH JACKSON

Complete, comprehensive bios are available on NFL.com

POSITION: Guard

NFL/LIONS YEARS: 3 / 3

HEIGHT/WEIGHT: 6-4 / 311

HOMETOWN: Media, Pa.

COLLEGE: Ohio State

ACQUIRED: D3b '20

CAREER HIGHLIGHTS

- Pro Bowl:** 2021
- Started all 16 games in which he appeared at left guard in 2021 and was named a Pro Bowl alternate for his productive season.
- Started all 16 games of his 2020 rookie campaign.
- Started his first-career game at right guard for an offensive line that helped the team accumulate 138 rushing yards, the most in a season opener since 1999 (167, at Seattle), in Week 1 vs. Chicago (9/13/20).
- Joined the Lions after being selected in the third round (75th overall) of the 2020 NFL Draft.

COLLEGE

Joined the Ohio State football program in 2019 as a graduate transfer following a four-year career at Rutgers.

2019 (Ohio State): Started in 14 games as part of an offensive line that blocked for RB J.K. Dobbins as he rushed for a team-high 2,049 yards and 21 touchdowns on 301 carries.

2018 (Rutgers): Started 11 of 12 games played at right guard and was part of an offensive line that ranked second in the Big Ten and 19th nationally with only 1.33 sacks allowed per game.

- Honorable mention All-Big Ten by the coaches and media.

2017 (Rutgers): Appeared in six games (five starts) at center and also saw time at right guard.

2016 (Rutgers): Played in all 12 games as a member of the protection unit on field goals and also saw time at right guard.

2015 (Rutgers): Redshirted as a true freshman.

PERSONAL

- Attended Penncrest High School where he was named first-team All-Delaware County and earned All-Central Athletic League honors as a senior.
- Earned Academic All-Big Ten honors all four years at Rutgers while majoring in criminal justice.



JONAH JACKSON'S NFL REGULAR SEASON STATISTICS

YEAR	TEAM	GP	GS
2020	DET	16	16
2021	DET	16	16
TOTALS		32	32



JONAH JACKSON'S 2021 GXG REGULAR-SEASON STATISTICS (DET)

DATE	OPP	P/S
09/12	SF	S
09/20	at GB	S
09/26	BAL	S
10/03	at CHI	S
10/10	at MIN	S
10/17	CIN	S
10/24	at LAR	S
10/31	PHI	S
11/14	at PIT	S
11/21	at CLE	S
11/25	CHI	S
12/05	MIN	S
12/12	at DEN	S
12/19	ARI	INACTIVE
12/26	at ATL	S
01/02	at SEA	S
01/09	GB	S
2021 TTL	16-16	





42

JUSTIN JACKSON

Complete, comprehensive bios are available on NFL.com

POSITION: Running Back
NFL/LIONS YEARS: 5 / 1
HEIGHT/WEIGHT 6-0 / 199
HOMETOWN: Carol Stream, Ill.
COLLEGE: Northwestern
ACQUIRED: FA '22

CAREER HIGHLIGHTS

- Appeared in 14 games (two starts) for the Los Angeles Chargers in 2021, rushing 68 times for 364 yards (5.4 avg.), and two touchdowns. Also added 22 receptions for 178 yards (8.1 avg.).
- In the first two games of 2019, he had more than 50 yards from scrimmage in back-to-back games for the first time of his career.
- Made his first career start vs. Kansas City in Week 15 (12/13/18), totaling 58 rushing yards and a touchdown on 16 carries (3.6 avg.) while catching three passes for 27 yards (9.0 avg.).



JUSTIN JACKSON'S NFL REGULAR SEASON RUSHING/RECEIVING STATISTICS

YEAR	TEAM	GP	GS	RUSHING					RECEIVING				
				NO	YDS	AVG	LG	TD	NO	YDS	AVG	LG	TD
2018	LAC	13	1	50	206	4.1	20	2	15	135	9.0	19	0
2019	LAC	7	0	29	200	6.9	40	0	9	22	2.4	9	0
2020	LAC	9	4	59	270	4.6	36	0	19	173	9.1	34	0
2021	LAC	14	2	68	364	5.4	75	2	22	178	8.1	25	0
TOTALS		43	7	206	1,040	5.0	75	4	65	508	7.8	34	0



JUSTIN JACKSON'S NFL POSTSEASON RUSHING/RECEIVING STATISTICS

YEAR	TEAM	GP	GS	RUSHING					RECEIVING				
				NO	YDS	AVG	LG	TD	NO	YDS	AVG	LG	TD
2018	LAC	2	0	3	9	3.0	4	0	3	22	7.3	20	0
TOTALS		2	0	3	9	3.0	4	0	3	22	7.3	20	0

JUSTIN JACKSON'S SINGLE-GAME HIGHS: RUSHING/RECEIVING

Rush Attempts 17 at Denver Broncos, Nov 01, 2020
Rushing Yards 89 at Denver Broncos, Nov 01, 2020
Rushing Average 8.4 at Detroit Lions, Sep 15, 2019
Longest Runs 75 vs. New England Patriots, Oct 31, 2021
Rushing TDs 2 at Houston Texans, Dec 26, 2021
Receptions 8 at Houston Texans, Dec 26, 2021
Receiving Yards 98 at Houston Texans, Dec 26, 2021
Receiving Average 17.7 at Denver Broncos, Nov 01, 2020
Longest Receptions 34 at Denver Broncos, Nov 01, 2020

All-Purpose Yards 162 at Houston Texans, Dec 26, 2021
Kickoff Returns 3 at Kansas City Chiefs, Dec 29, 2019
Kickoff Return Yards 64 at Kansas City Chiefs, Dec 29, 2019
Longest Kickoff Return 28 at Kansas City Chiefs, Dec 29, 2019
Kickoff Return Average 21.3 at Kansas City Chiefs, Dec 29, 2019
Special Teams Tackles 2 at Las Vegas Raiders, Jan 09, 2022
Most TDs 2 at Houston Texans, Dec 26, 2021
Miscellaneous Tackles 1 vs. Kansas City Chiefs, Dec 16, 2021



JUSTIN JACKSON'S 2021 GXG REGULAR-SEASON STATISTICS (LAC)

DATE	OPP	P/S	RUSHING					RECEIVING				
			NO	YDS	AVG	LG	TD	NO	YDS	AVG	LG	TD
09/12	at WAS	P	1	5	5.0	5	0	1	2	2.0	2	0
09/19	DAL	P	4	21	5.3	7	0	1	8	8.0	8	0
09/26	at KC	P	2	0	0.0	1	0	0	0	0.0	0	0
10/04	LV	P	3	-4	-1.3	0	0	4	17	4.3	7	0
10/10	CLE							INACTIVE				
10/17	at BAL	P	0	0	0.0	0	0	1	7	7.0	7	0
10/31	NE	P	3	79	26.3	75	0	0	0	0.0	0	0
11/07	at PHI							INACTIVE				
11/14	MIN							INACTIVE				
11/21	PIT	P	1	2	2.0	2	0	0	0	0.0	0	0
11/28	at DEN	P	0	0	0.0	0	0	0	0	0.0	0	0
12/05	at CIN	P	6	15	2.5	7	0	2	6	3.0	7	0
12/12	NYG	S	9	35	3.9	9	0	1	7	7.0	7	0
12/16	KC	P	13	86	6.6	22	0	1	13	13.0	13	0
12/26	at HOU	S	11	64	5.8	17t	2	8	98	12.3	25	0
01/02	DEN	P	12	41	3.4	7	0	3	20	6.7	9	0
01/09	at LV	P	3	20	6.7	11	0	0	0	0.0	0	0
2021 TTL	14-2		68	364	5.4	75	2	22	178	8.1	25	0





39

JERRY JACOBS

ACTIVE/PUP

Complete, comprehensive bios are available on NFL.com

POSITION: Cornerback
NFL/LIONS YEARS: 2 / 2
HEIGHT/WEIGHT: 5-11 / 203
HOMETOWN: Atlanta, Ga.
COLLEGE: Arkansas
ACQUIRED: UDFA '21

CAREER HIGHLIGHTS

- 🦋 Signed with the Lions as an undrafted free agent following the 2021 NFL Draft.
- 🦋 Made his NFL debut Week 1 vs. San Francisco (9/12/21).
- 🦋 Made his first-career start at Minnesota (10/10/21), registering three solo tackles and a pass defense.
- 🦋 Forced a fumble vs. Cincinnati (10/17/21) alongside six tackles (five solo) and a pass defense.
- 🦋 Earned his first-career start Week 5 at Minnesota (10/10/21), where he recorded three total tackles (three solo) and one pass defense.

COLLEGE

Played the 2020 season at Arkansas, the 2018-19 seasons at Arkansas State and the 2017 season at Hutchinson Community College.

2020 (Arkansas): Played in four games and produced 17 solo tackles on the season before opting out.

2019 (Arkansas State): Appeared in four games and made 21 tackles (16 solo) and a tackle for loss.

2018 (Arkansas State): Played in all 13 games, tallying 31 tackles (24 solo), 12 pass defenses, four interceptions and three tackles for loss.

2017 (Hutchinson C.C.): Played in 12 games and recorded 39 tackles and four interceptions en route to earning KJCC All-Conference honors.

PERSONAL

- 🦋 Attended South Cobb (Ga.) High School where he played varsity football, baseball, lacrosse and ran track.
- 🦋 Graduated with honors.



JERRY JACOBS' NFL REGULAR SEASON DEFENSIVE STATISTICS

DATE	TEAM	GP	GS	TT	TACKLES						INTERCEPTIONS						O. FUMB				ST				MISC			
					S	A	TFL	YDS	SK	YDS	QBH	NO	YDS	LG	TD	PD	FF	FR	TD	YDS	TT	S	A	FF	FR	S	A	
2021	DET	13	9	31	27	4	3	4	0.0	0.0	1	0	0	0	0	7	1	0	0	0	3	3	0	0	1	0	0	
TOTALS		13	9	31	27	4	3	4	0.0	0.0	1	0	0	0	7	1	0	0	0	3	3	0	0	1	0	0		

JERRY JACOBS' SINGLE-GAME HIGHS: DEFENSIVE

Total Tackles 7 vs. Minnesota Vikings, Dec 05, 2021

Tackles For Loss

2 vs. Minnesota Vikings, Dec 05, 2021

Solo Tackles 7 vs. Minnesota Vikings, Dec 05, 2021

Special Teams Tackles

2 vs. San Francisco 49ers, Sep 12, 2021

Pass Defenses 2 at Pittsburgh Steelers, Nov 14, 2021

Special Teams Fumble Recoveries 1 vs. Chicago Bears, Nov 25, 2021

Forced Fumbles 1 vs. Cincinnati Bengals, Oct 17, 2021



JERRY JACOBS' 2021 GXG REGULAR-SEASON STATISTICS (DET)

DATE	OPP	P/S	TACKLES								INTERCEPTIONS					O. FUMB				ST					MISC	
			TT	S	A	SK	YDS	TFL	YDS	QBH	NO	YDS	LG	TD	PD	FF	FR	TD	YDS	TT	S	A	FF	FR	S	A
09/12	SF	P	0	0	0	0.0	0.0	0	0	0	0	0	0	0	0	0	0	0	0	2	2	0	0	0	0	0
09/20	at GB	P	0	0	0	0.0	0.0	0	0	0	0	0	0	0	0	0	0	0	0	0	0	0	0	0	0	
09/26	BAL	P	0	0	0	0.0	0.0	0	0	0	0	0	0	0	0	0	0	0	0	0	0	0	0	0	0	
10/03	at CHI	P	0	0	0	0.0	0.0	0	0	0	0	0	0	0	0	0	0	0	1	1	0	0	0	0	0	
10/10	at MIN	S	3	3	0	0.0	0.0	0	0	0	0	0	0	0	1	0	0	0	0	0	0	0	0	0	0	
10/17	CIN	S	6	5	1	0.0	0.0	0	0	0	0	0	0	1	1	0	0	0	0	0	0	0	0	0	0	
10/24	at LAR	S	6	5	1	0.0	0.0	1	0	0	0	0	0	1	0	0	0	0	0	0	0	0	0	0	0	
10/31	PHI	S	1	1	0	0.0	0.0	0	0	0	0	0	0	0	0	0	0	0	0	0	0	0	0	0	0	
11/14	at PIT	S	1	0	1	0.0	0.0	0	0	0	0	0	0	2	0	0	0	0	0	0	0	0	0	0	0	
11/21	at CLE	S	2	2	0	0.0	0.0	0	0	0	0	0	0	1	0	0	0	0	0	0	0	0	0	0	0	
11/25	CHI	S	5	4	1	0.0	0.0	0	0	0	0	0	0	1	0	0	0	0	0	0	0	0	1	0	0	
12/05	MIN	S	7	7	0	0.0	0.0	2	4	1	0	0	0	0	0	0	0	0	0	0	0	0	0	0	0	
12/12	at DEN																									
12/19	ARI																									
12/26	at ATL																									
01/02	at SEA																									
01/09	GB																									
2021 TTL		12-8	31	27	4	0.0	0.0	3	4	1	0	0	0	0	7	1	0	0	0	3	3	0	0	1	0	





75

KEVIN JARVIS

Complete, comprehensive bios are available on NFLONG.com

POSITION: Guard
NFL/LIONS YEARS: Rookie / 1
HEIGHT/WEIGHT 6-6 / 321
HOMETOWN: Chicago, Ill.
COLLEGE: Michigan State
ACQUIRED: UDFA '22

CAREER HIGHLIGHTS

Signed with the Lions as an undrafted rookie free agent on May 13, 2022.

COLLEGE

Spent five seasons (2017-21) at Michigan State University and played in 44 career games (39 starts) on the offensive line, including 25 at right guard, 11 at right tackle, and three at left tackle.

2021: Started in all 12 regular season games, starting the first eight at right guard before shifting to right tackle in the last four games. Played in 739 offensive snaps.

Honorable Mention All-Big Ten.

2020: Started all seven games at right tackle, playing in every snap of six of seven games. Played in 492 snaps (98 percent) of 498 total offensive snaps. Made his first career start at right tackle in their season opener and played all 86 snaps.

2019: Made the switch to left tackle and started the first three games of the season, but suffered a season-ending injury in Week 3. Played a total of 176 snaps.

2018: Played in nine games (seven starts), while battling injuries during the middle portion of the season. Played a total of 575 snaps. Although he only played in eight regular season games, he still led the Spartan offensive line in knockdowns (41) and dominators (16).

2017: Saw action in all 13 games, including 10 consecutive starts, all nine Big Ten games and the Holiday Bowl. Played a total of 670 snaps.

Honorable Mention All-Big Ten Accolades.

BTN All-Freshman Team Honorable Mention Selection.


PERSONAL

Attended Maine South High School (Park Ridge, Ill.) where he helped lead the team to an 11-3 record and the Illinois Class 8A state championship as a senior.

Earned his bachelor's degree in criminal justice in December 2020.

Son of Russell and Margaret Jarvis.





28

JERMAR JEFFERSON

Complete, comprehensive bios are available on NFL.com

POSITION: Running Back
NFL/LIONS YEARS: 2 / 2
HEIGHT/WEIGHT: 5-10 / 212
HOMETOWN: Los Angeles, Calif.
COLLEGE: Oregon State
ACQUIRED: D-7 '21

CAREER HIGHLIGHTS

- Appeared in seven games as a rookie in 2021, rushing 15 times for 74 yards (4.9 avg.) and two touchdowns and adding four receptions for 23 yards (5.8 avg.).
- Rushed for a 28-yard touchdown at Pittsburgh in Week 10 of the 2021 season, the longest touchdown rush by a Lions rookie since RB Garry James in 1986.
- Joined RBs Jahvid Best, Barry Sanders, and Billy Sims as the only Lions running backs to rush for a touchdown in two of their first three career-games played, doing so in Week 8 vs. Philadelphia and Week 10 at Pittsburgh.
- Recorded his first NFL touchdown on an 8-yard rush in Week 8 against the Philadelphia Eagles.
- Joined the Lions after being selected in the seventh round (257th overall) of the 2021 NFL Draft.

COLLEGE

Spent three seasons (2018-20) at Oregon State, totaling 27 games played (21 starts) and finished fifth all-time at OSU with 2,923 rushing yards, 15 individual 100-yard rushing efforts and 27 rushing touchdowns.

2020: Started in all six games as a junior and recorded 133 carries for 858 rushing yards (6.5 avg.), ranked second in the Pac-12 in overall rush yards. Also added nine catches for 67 yards.

- Named Associated Press Co-Pac-12 Offensive Player of the Year, AP and Coaches All-Pac-12 First-Team and was a Doak Walker Award semifinalist.

2019: Played in nine games with six starts as a sophomore, carrying the ball 142 times for 685 yards (4.8 avg.) and eight touchdowns alongside nine receptions for 85 yards (9.4 avg.) and two touchdowns, making the Doak Walker Award Watch List.

2018: Appeared in all 12 games (nine starts) and recorded 239 carries for 1,380 yards (5.8 avg.) and 12 touchdowns alongside 25 receptions for 147 yards (5.9 avg.). His 1,380 rushing yards set the Oregon State true freshman rushing record and ranked sixth all-time in Beavers history. Led all freshmen nationally and ranking ninth overall in rushing yards.

- Named a Freshman All-American by The Athletic, ESPN, USA Today, the FWA and 247Sports as well as Pac-12 Freshman Offensive Player of the Year and All-Pac-12 Honorable Mention.
- Rushed for 254 yards at Arizona State, the second-best single-game total in OSU history.

PERSONAL

- Attended Narbonne (Harbor City, Calif.) High School and helped Narbonne to a 12-3 record as a senior and a state championship.
- Recorded 205 carries for 1,861 yards (9.1 avg.) and 34 touchdowns alongside 23 receptions for 372 yards (16.2 avg.) and three touchdowns in 2017.
- Played his junior season at Redondo Union High School, where he carried the ball 212 times for 1,327 yards (6.3 avg.) and 16 touchdowns, also adding 16 receptions for 161 yards (10.1 avg.) and one touchdown.
- Majored in sociology at Oregon State.





JERMAR JEFFERSON'S NFL REGULAR SEASON RUSHING/RECEIVING STATISTICS

YEAR	TEAM	RUSHING							RECEIVING				
		GP	GS	NO	YDS	AVG	LG	TD	NO	YDS	AVG	LG	TD
2021	DET	7	0	15	74	4.9	28t	2	4	23	5.8	11	0
TOTALS		7	0	15	74	4.9	28T	2	4	23	5.8	11	0

JERMAR JEFFERSON'S SINGLE-GAME HIGHS: RUSHING/RECEIVING

Rush Attempts 5 vs. Arizona Cardinals, Dec 19, 2021

Receiving Yards 23 vs. Philadelphia Eagles, Oct 31, 2021

Rushing Yards 41 at Pittsburgh Steelers, Nov 14, 2021

Receiving Average 5.8 vs. Philadelphia Eagles, Oct 31, 2021

Longest Runs 28t at Pittsburgh Steelers, Nov 14, 2021

Longest Receptions 11 vs. Philadelphia Eagles, Oct 31, 2021

Rushing TDs 1 at Pittsburgh Steelers, Nov 14, 2021

All-Purpose Yards 41 at Pittsburgh Steelers, Nov 14, 2021


Receptions 4 vs. Philadelphia Eagles, Oct 31, 2021

Most TDs 1 at Pittsburgh Steelers, Nov 14, 2021

JERMAR JEFFERSON'S 2021 GXG REGULAR-SEASON STATISTICS (DET)

DATE	OPP	P/S	RUSHING					RECEIVING					
			NO	YDS	AVG	LG	TD	NO	YDS	AVG	LG	TD	
09/12	SF							INACTIVE					
09/20	at GB							INACTIVE					
09/26	BAL							INACTIVE					
10/03	at CHI							INACTIVE					
10/10	at MIN							INACTIVE					
10/17	CIN	P	0	0	0.0	0	0	0	0	0.0	0	0	0
10/24	at LAR							INACTIVE					
10/31	PHI	P	2	6	3.0	8t	1	4	23	5.8	11	0	0
11/14	at PIT	P	3	41	13.7	28t	1	0	0	0.0	0	0	0
11/21	at CLE							INACTIVE					
11/25	CHI	P	0	0	0.0	0	0	0	0	0.0	0	0	0
12/05	MIN	P	5	18	3.6	8	0	0	0	0.0	0	0	0
12/12	at DEN	P	0	0	0.0	0	0	0	0	0.0	0	0	0
12/19	ARI	P	5	9	1.8	6	0	0	0	0.0	0	0	0
12/26	at ATL							INACTIVE					
01/02	at SEA							INACTIVE					
01/09	GB							INACTIVE					
2021 TTL	7-0		15	74	4.9	28T	2	4	23	5.8	11	0	0





80

JOSH JOHNSON

Complete, comprehensive bios are available on NFLONG.com

POSITION: Wide Receiver
NFL/LIONS YEARS: Rookie / 1
HEIGHT/WEIGHT 5-11 / 181
HOMETOWN: Little Rock, Ark.
COLLEGE: Tulsa
ACQUIRED: UDFA '22

CAREER HIGHLIGHTS

- 🦁 Signed with the Lions as an undrafted rookie free agent on May 13, 2022.

COLLEGE

Played five years in college at Iowa State (2017-18) and Tulsa (2019-21). Logged 166 receptions for 2,119 yards (12.8 avg.) and 13 touchdowns in his college career.

2021 (Tulsa): Played 13 games and recorded 83 receptions for 1,114 yards (13.4 avg.) and six touchdowns.

- 🦁 2021 All-AAC Offense First-Team

2020 (Tulsa): Played in nine games (three starts) and recorded 38 receptions for 499 yards (13.1 avg.) and a team high six touchdowns.

2019 (Tulsa): Played in all 12 games (one start) and recorded 44 receptions for 495 yards (11.3 avg.) and one touchdown reception.

2018 (Iowa State): Played in 12 games and recorded one reception for 11 yards.

2017 (Iowa State): Redshirted his initial collegiate season.

PERSONAL

- 🦁 Attended Central Arkansas Christian (North Little Rock, Ark.) where he was an all-star pick in his junior season. He recorded 87 receptions for 1,245 yards (14.3 avg.) and eight touchdowns in his junior season.
- 🦁 Ranked as the No. 3 overall recruit in the state of Arkansas by ESPN.
- 🦁 Son of Frank and Mamie Johnson.





31

KERBY JOSEPH

Complete, comprehensive bios are available on NFL.com

POSITION: Safety

NFL/LIONS YEARS: Rookie / 1

HEIGHT/WEIGHT: 6-1 / 203

HOMETOWN: Orlando, Fla.

COLLEGE: Illinois

ACQUIRED: D-3 '22

CAREER HIGHLIGHTS

- Joined the Lions as a third-round selection (97th overall) in the 2022 NFL Draft out of Illinois.
- Became the first defensive back the Lions have ever selected from Illinois, and the team's first defensive draft selection from the school since 1968.

COLLEGE

Played four seasons (2018-21) at Illinois, combining for 116 total tackles, six pass defenses, five interceptions, 1.0 sack and one forced fumble in his NCAA career.

2021: Logged 57 total tackles, five interceptions, two fumble recoveries and 1.0 sack.

- First-Team All-Big Ten.
- Became only the fifth Illini safety in the last 50 seasons to earn First-Team All-Big Ten honors, and the first to do so since 1989.
- Tied for fifth in the NCAA with five interceptions.
- Earned a 90.4 overall PFF grade, the highest grade by any FBS defensive back that season.

2020: Played in 12 games and registered 19 total tackles on the season.

2019: Appeared in 12 games (two starts) and tallied 30 tackles and three pass defenses.

2018: Played in 10 games and had 10 total tackles, one pass defense and one forced fumble.

PERSONAL

- Majored in community health at Illinois.
- Attended and played at Jones High School in Orlando, Fla., where he also ran track and played volleyball. He was his volleyball team's MVP.





85

TOM KENNEDY

Complete, comprehensive bios are available on NFL.com

POSITION: Wide Receiver
NFL/LIONS YEARS: 2 / 2
HEIGHT/WEIGHT 5-10 / 195
HOMETOWN: Farmingdale, N.Y.
COLLEGE: Bryant
ACQUIRED: UDFA '19

CAREER HIGHLIGHTS

- ✦ Appeared in 12 games in 2021, seeing his first extensive NFL action and recording six receptions for 54 yards (9.0 avg.) on the season.
- ✦ Threw a 75-yard touchdown pass to WR Kalif Raymond vs. the Green Bay Packers in Week 18 (1/9/22). This marked the longest touchdown pass by any NFL wide receiver since Broncos WR Cedric Tillman threw an 81-yard touchdown on Dec. 6, 1992. His 75-yard score is the longest in franchise history by a wide receiver, his 75 passing yards are the most in franchise history by a wide receiver and he became only the third Lions wide receiver to throw a touchdown pass.
- ✦ Was active for his first game as a Lion in Week 4 against Kansas City (9/29/19).
- ✦ Signed with the Detroit Lions as an undrafted rookie free agent following the 2019 NFL Draft.

COLLEGE

Played football at Bryant in 2014, 2017 and 2018 while also focusing on lacrosse. In 18 career games on the gridiron, he notched 90 receptions for 1,298 yards (14.4 avg.) and 10 touchdowns. He left Bryant tied for eighth all-time in receptions and receiving yards.

2018: Appeared in seven games and caught 33 passes for 410 yards (12.4 avg.) and one touchdown. Added 11 rushes for 28 yards (2.5 avg.) and threw a six-yard touchdown on the season.

- ✦ Set the Bryant single-game program record with 13 catches at Fordham (10/20). His 221 receiving yards that day were the second-most in a single game in program history.

2017: Started all 11 games in his return to football and caught 57 passes for 888 yards (15.6 avg.) and nine touchdowns. Added 12 rushes for 66 yards (5.5 avg.) and three touchdowns.

- ✦ Named First-Team All-NEC.
- ✦ Finished second in the NEC with 12 total touchdowns.
- ✦ Led the team in receiving touchdowns (nine) and tied for the team-lead in rushing touchdowns (three).
- ✦ Posted five 100-yard receiving games.
- ✦ Finished the season with a touchdown in each of the final eight games.

2016 (Lacrosse): Started all 15 games as one of the top midfielders. Tallied 19 points on 14 goals and five assists.

- ✦ Named All-NEC Second Team.
- ✦ Scored his first-career hat-trick against Hobart (4/23).

2015 (Lacrosse): Appeared in all 18 games as a rookie midfielder. Ranked third on the team in assists (14) and points (28) and fifth in goals (14).

- ✦ Named NEC All-Rookie Team.

2014: Did not appear in a game.

PERSONAL

- ✦ Played professional lacrosse for the Boston Cannons of the MLL, who selected him with the 26th



overall pick of the 2018 MLL Draft. He tallied one assist, two ground balls and six caused turnovers in six games with the Cannons in 2018.

- ✦ Appeared in 67 lacrosse games (45 starts) as a midfielder at Bryant, totaling 72 goals and 45 assists for 117 points. He served as a team captain and was a two-time First-Team All-NEC selection.
- ✦ Attended and played at Farmingdale High School in Farmingdale, N.Y.
- ✦ Son of Joanne and Glenn Kennedy. Has two brothers, Joseph and Glenn, and two sisters, Nicole and Erin.

TOM KENNEDY'S NFL REGULAR SEASON RUSHING/RECEIVING STATISTICS

YEAR	TEAM	GP	GS	RECEIVING					RUSHING				
				NO	YDS	AVG	LG	TD	NO	YDS	AVG	LG	TD
2019	DET	1	0	0	0	0.0	0	0	0	0	0.0	0	0
2020	DET	0	0	0	0	0.0	0	0	0	0	0.0	0	0
2021	DET	12	0	6	54	9.0	15	0	0	0	0.0	0	0
TOTALS		13	0	6	54	9.0	15	0	0	0	0.0	0	0

TOM KENNEDY'S SINGLE-GAME HIGHS: RUSHING/RECEIVING

- | | | | |
|---------------------------|------------------------------------------|-------------------------------|-------------------------------------------|
| Receptions | 2 vs. Green Bay Packers, Jan 09, 2022 | Kickoff Return Yards | 89 vs. Cincinnati Bengals, Oct 17, 2021 |
| Receiving Yards | 16 vs. Green Bay Packers, Jan 09, 2022 | Longest Kickoff Return | 28 vs. Cincinnati Bengals, Oct 17, 2021 |
| Longest Receptions | 15 vs. Cincinnati Bengals, Oct 17, 2021 | Kickoff Return Average | 22.3 vs. Cincinnati Bengals, Oct 17, 2021 |
| All-Purpose Yards | 104 vs. Cincinnati Bengals, Oct 17, 2021 | Most TDs | 1 vs. Green Bay Packers, Jan 09, 2022 |
| Kickoff Returns | 4 vs. Cincinnati Bengals, Oct 17, 2021 | | |

TOM KENNEDY'S 2021 GXG REGULAR-SEASON STATISTICS (DET)

DATE	OPP	P/S	RECEIVING					RUSHING					
			NO	YDS	AVG	LG	TD	NO	YDS	AVG	LG	TD	
09/12	SF												
09/20	at GB	P	0	0	0.0	0	0	0	0	0.0	0	0	0
09/26	BAL												
10/03	at CHI												
10/10	at MIN												
10/17	CIN	P	1	15	15.0	15	0	0	0	0.0	0	0	0
10/24	at LAR	P	0	0	0.0	0	0	0	0	0.0	0	0	0
10/31	PHI	P	0	0	0.0	0	0	0	0	0.0	0	0	0
11/14	at PIT												
11/21	at CLE	P	0	0	0.0	0	0	0	0	0.0	0	0	0
11/25	CHI	P	0	0	0.0	0	0	0	0	0.0	0	0	0
12/05	MIN	P	0	0	0.0	0	0	0	0	0.0	0	0	0
12/12	at DEN	P	1	7	7.0	7	0	0	0	0.0	0	0	0
12/19	ARI	P	0	0	0.0	0	0	0	0	0.0	0	0	0
12/26	at ATL	P	2	16	8.0	8	0	0	0	0.0	0	0	0
01/02	at SEA	P	0	0	0.0	0	0	0	0	0.0	0	0	0
01/09	GB	P	2	16	8.0	11	0	0	0	0.0	0	0	0
2021 TTL		12-0	6	54	9.0	15	0	0	0	0.0	0	0	0





78

TOMMY KRAEMER

Complete, comprehensive bios are available on NFL.com

POSITION: Guard
NFL/LIONS YEARS: 2 / 2
HEIGHT/WEIGHT 6-6 / 316
HOMETOWN: Cincinnati, Ohio
COLLEGE: Notre Dame
ACQUIRED: UDFA '21

CAREER HIGHLIGHTS

- Signed with the Lions as an undrafted free agent following the 2021 NFL Draft.
- Appeared in nine games (three starts) and did not allow a sack in his debut season.

COLLEGE

Played four seasons at Notre Dame (2017-20), starting 39-of-43 games played (27 starts at right guard and 12 starts at right tackle). He helped the Irish earn two trips to the College Football Playoff semifinals in his career.

- 2020 First-Team All-ACC
- 2020 Third-Team All-American (AP)
- Part of an offensive line that won the Joe Moore Award as the NCAA's best offensive line in 2017.
- Helped the Irish rank 7th in the FBS with an average of 269.3 rushing yards per game in 2017.

PERSONAL

- Played at Elder High School in Cincinnati, Ohio.
- Named the 2015 Gatorade Ohio Player of the Year, the first offensive lineman to win the award since 2006.
- Selected to participate in the 2015 U.S. Army All-American Bowl in San Antonio, Texas and the 2015 Nike "The Opening" in Beaverton, Ore.
- Majored in management consulting at Notre Dame.



TOMMY KRAEMER'S NFL REGULAR SEASON STATISTICS

YEAR	TEAM	GP	GS
2021	DET	9	3
TOTALS		9	3



TOMMY KRAEMER'S 2021 GXG REGULAR-SEASON STATISTICS (DET)

DATE	OPP	P/S	
09/12	SF		INACTIVE
09/20	at GB		PRACTICE SQUAD
09/26	BAL		PRACTICE SQUAD
10/03	at CHI		PRACTICE SQUAD
10/10	at MIN		PRACTICE SQUAD
10/17	CIN		PRACTICE SQUAD
10/24	at LAR		PRACTICE SQUAD
10/31	PHI	P	
11/14	at PIT		PRACTICE SQUAD
11/21	at CLE	P	
11/25	CHI	S	
12/05	MIN	P	
12/12	at DEN	P	
12/19	ARI	S	
12/26	at ATL	P	
01/02	at SEA	S	
01/09	GB	P	
2021 TTL		9-3	





36

CHASE LUCAS

Complete, comprehensive bios are available on NFL.com

POSITION: Cornerback

NFL/LIONS YEARS: Rookie / 1

HEIGHT/WEIGHT 5-11 / 184

HOMETOWN: Chandler, Ariz.

COLLEGE: Arizona State

ACQUIRED: D-7 '22

CAREER HIGHLIGHTS

- Joined the Lions after being selected in the seventh round (237th overall) of the 2022 NFL Draft.
- He became the first Arizona State defensive back to be selected by the Lions in an NFL Draft since 1973. He's also the first defensive player from ASU to be selected by the Lions since 1993.
- He became the first Arizona State defensive back to be selected in an NFL Draft since 2009.

COLLEGE

Spent six seasons (2016-21) at Arizona State University, where he played as a defensive back. Had a career total of 223 tackles (189 solo), six interceptions, 28 pass defenses, and two forced fumbles. Over the 2017-21 seasons, he forced 32 incompletions, the most in the Pac-12 in that span.

2021: Played 10 games, where he collected 34 tackles and broke up six passes. Was named a 2021 Captain of ASU Football. Second in ASU history in games started with 49 career starts.

- Named Pac-12 All-Conference Honoree for the third time.

2020: Played four games, where he totaled 15 tackles (14 solo), five pass breakups and one forced fumble.

- Named to Second-Team All-Pac-12

2019: Started all 13 games at corner for the Sun Devils. Finished with 54 tackles (50 solo), 4.5 tackles for loss, four pass breakups, an interception, a fumble recovery and a forced fumble. Allowed just one touchdown in coverage all season.

2018: Played 13 games, where he was fourth on the team with 62 tackles (49 solo), 66.0 tackles for loss, and 2.0 sacks. He was second on the team with three interceptions and recorded five pass breakups.

2017: Played in 12 games, recording 59 tackles (46 solo) which were the fifth most on the team. Led the Sun Devils secondary with two interceptions and eight pass breakups.

- Named to Second-Team All-Pac-12

2016: Redshirted.

PERSONAL

- Attended Chandler High School (Ariz.) where he also played as a running back. Rushed for 1,126 yards on 155 carries with 13 touchdowns while adding 368 yards receiving as part of the 2014 Division I State Champions in his junior season.





74

RYAN MCCOLLUM

Complete, comprehensive bios are available on NFL.com

POSITION: Center
NFL/LIONS YEARS: 2 / 2
HEIGHT/WEIGHT: 6-5 / 307
HOMETOWN: Spring, Texas
COLLEGE: Texas A&M
ACQUIRED: FA '21

CAREER HIGHLIGHTS

- Joined the Detroit Lions after spending training camp and first four weeks of the season on the Houston Texans practice squad.
- Appeared in 13 games (one start) on the season, with his first-career start coming at center at Denver in Week 14.

COLLEGE

Spent four seasons on the offensive line at Texas A&M, where he appeared in 43 games (24 starts) for the Aggies. After receiving a redshirt as a freshman, he helped lead the Aggies to a 33-16 record and an Orange Bowl win over North Carolina in his senior year.

2020: Started in all 10 games for Texas A&M at center. Named to the Rimington Trophy Watch List, awarded to the best center in college football.

2019: Played in eight games for the Aggies. Awarded the Offensive Unselfish Leadership Award by the team.

2018: Appeared in all 12 games (seven starts) for Texas A&M.

2017: Played in all 13 games (seven starts) for the Aggies.

2016: Redshirted in his true freshman year.

PERSONAL

- Prepped at Klein Oak High School (Texas), where he earned a First-Team All-District 15-6A and All-Greater Houston nominations in his senior year.

<i>RYAN MCCOLLUM'S NFL REGULAR SEASON STATISTICS</i>				
YEAR	TEAM	GP	GS	
2021	HOU	0	0	Went from Houston to Detroit .
2021	DET	13	1	
2021	TOT	13	1	
TOTALS		13	1	



RYAN MCCOLLUM'S 2021 GXG REGULAR-SEASON STATISTICS (HOU/DET)

DATE	OPP	P/S	
09/12	JAX		PRACTICE SQUAD
09/19	at CLE		PRACTICE SQUAD
09/23	CAR		PRACTICE SQUAD
10/03	at BUF		PRACTICE SQUAD
			Went from HOU to DET .
10/10	at MIN	P	
10/17	CIN	P	
10/24	at LAR	P	
10/31	PHI	P	
11/14	at PIT	P	
11/21	at CLE	P	
11/25	CHI	P	
12/05	MIN	P	
12/12	at DEN	S	
12/19	ARI	P	
12/26	at ATL	P	
01/02	at SEA	P	
01/09	GB	P	
2021 TTL		13-1	





54

ALIM MCNEILL

(ah-LEEM)

Complete, comprehensive bios are available on NFL.com

POSITION: Defensive Lineman

NFL/LIONS YEARS: 2 / 2

HEIGHT/WEIGHT: 6-2 / 325

HOMETOWN: Raleigh, N.C.

COLLEGE: North Carolina State

ACQUIRED: D-3a '21

CAREER HIGHLIGHTS

- Joined the Lions as a third-round selection (72nd overall) in the 2021 NFL Draft out of N.C. State.
- Made his NFL debut Week 1 vs. San Francisco (9/12/21), where he recorded his first-career tackle.
- Posted his first-career sack in Week 14 at Denver (12/12/21).

COLLEGE

Played three seasons at N.C. State (2018-20), producing career totals of 77 tackles, 10.0 sacks, two forced fumbles and one interception.

2020: Logged 25 total tackles, 4.5 tackles for loss, 1.0 sack and one interception, which he returned for a touchdown.

- First-Team All-ACC
- Second-Team All-American (AP)
- Earned a 90.7 overall PFF grade, making him the highest-rated interior defender in the Power 5.
- Earned a 92.1 run-stop grade from PFF, the highest mark in the NCAA.

2019: Registered 28 total tackles, had 7.5 tackles for loss and produced 5.5 sacks.

2018: Tallied 24 total tackles, 5.5 tackles for loss, 3.5 sacks and one forced fumble.

PERSONAL

- Played at Sanderson High School in Raleigh, N.C.
- Rushed for 18 touchdowns at Sanderson and added 18.0 sacks in his career.
- Named the 2017 Cap 7 Conference Player of the Year by the *Raleigh News & Observer* and participated in the 2018 U.S. Army All-American game.
- Was a three-time all-conference selection as a baseball player at Sanderson, collected 43 career runs scored and batted .355 as a senior.



ALIM MCNEILL'S NFL REGULAR SEASON DEFENSIVE STATISTICS

DATE	TEAM	GP	GS	TT	TACKLES					INTERCEPTIONS					O. FUMB				ST		MISC								
					S	A	TFL	YDS	SK	YDS	QBH	NO	YDS	LG	TD	PD	FF	FR	TD	YDS	TT	S	A	FF	FR	S	A		
2021	DET	17	6	39	15	24	3	11	2.0	8.0	3	0	0	0	0	1	0	0	0	0	0	0	0	0	0	0	0	0	0
TOTALS		17	6	39	15	24	3	11	2.0	8.0	3	0	0	0	0	1	0	0	0	0	0	0	0	0	0	0	0	0	0

ALIM MCNEILL'S SINGLE-GAME HIGHS: DEFENSIVE

Total Tackles 5 at Seattle Seahawks, Jan 02, 2022

Solo Tackles 2 vs. Green Bay Packers, Jan 09, 2022

Sacks 1.0 at Atlanta Falcons, Dec 26, 2021

Pass Defenses 1 at Pittsburgh Steelers, Nov 14, 2021

Tackles For Loss 1 at Atlanta Falcons, Dec 26, 2021



ALIM MCNEILL'S 2021 GXG REGULAR-SEASON STATISTICS (DET)

DATE	OPP	P/S	TACKLES									INTERCEPTIONS					O. FUMB				ST					MISC	
			TT	S	A	SK	YDS	TFL	YDS	QBH	NO	YDS	LG	TD	PD	FF	FR	TD	YDS	TT	S	A	FF	FR	S	A	
09/12	SF	S	4	2	2	0.0	0.0	0	0	0	0	0	0	0	0	0	0	0	0	0	0	0	0	0	0	0	
09/20	at GB	P	3	2	1	0.0	0.0	0	0	0	0	0	0	0	0	0	0	0	0	0	0	0	0	0	0	0	
09/26	BAL	S	1	0	1	0.0	0.0	0	0	0	0	0	0	0	0	0	0	0	0	0	0	0	0	0	0	0	
10/03	at CHI	S	3	1	2	0.0	0.0	1	3	0	0	0	0	0	0	0	0	0	0	0	0	0	0	0	0	0	
10/10	at MIN	P	1	0	1	0.0	0.0	0	0	0	0	0	0	0	0	0	0	0	0	0	0	0	0	0	0	0	
10/17	CIN	S	2	1	1	0.0	0.0	0	0	1	0	0	0	0	0	0	0	0	0	0	0	0	0	0	0	0	
10/24	at LAR	P	0	0	0	0.0	0.0	0	0	0	0	0	0	0	0	0	0	0	0	0	0	0	0	0	0	0	
10/31	PHI	P	2	0	2	0.0	0.0	0	0	0	0	0	0	0	0	0	0	0	0	0	0	0	0	0	0	0	
11/14	at PIT	P	2	1	1	0.0	0.0	0	0	0	0	0	0	0	1	0	0	0	0	0	0	0	0	0	0	0	
11/21	at CLE	P	2	0	2	0.0	0.0	0	0	0	0	0	0	0	0	0	0	0	0	0	0	0	0	0	0	0	
11/25	CHI	P	3	2	1	0.0	0.0	0	0	0	0	0	0	0	0	0	0	0	0	0	0	0	0	0	0	0	
12/05	MIN	P	2	0	2	0.0	0.0	0	0	0	0	0	0	0	0	0	0	0	0	0	0	0	0	0	0	0	
12/12	at DEN	P	4	1	3	1.0	5.0	1	5	1	0	0	0	0	0	0	0	0	0	0	0	0	0	0	0	0	
12/19	ARI	P	1	0	1	0.0	0.0	0	0	0	0	0	0	0	0	0	0	0	0	0	0	0	0	0	0	0	
12/26	at ATL	S	1	1	0	1.0	3.0	1	3	1	0	0	0	0	0	0	0	0	0	0	0	0	0	0	0	0	
01/02	at SEA	S	5	2	3	0.0	0.0	0	0	0	0	0	0	0	0	0	0	0	0	0	0	0	0	0	0	0	
01/09	GB	P	3	2	1	0.0	0.0	0	0	0	0	0	0	0	0	0	0	0	0	0	0	0	0	0	0	0	
2021 TTL		17-6	39	15	24	2.0	8.0	3	11	3	0	0	0	0	1	0	0	0	0	0	0	0	0	0	0	0	





26

IFEATU MELIFONWU

(eh-FAH-too mel-eh-FON-woo)

Complete, comprehensive bios are available on NFLDM.com

POSITION: Safety

NFL/LIONS YEARS: 2 / 2

HEIGHT/WEIGHT: 6-3 / 210

HOMETOWN: South Grafton, Mass.

COLLEGE: Syracuse

ACQUIRED: D-3b '21

CAREER HIGHLIGHTS

- Joined the Lions as a third-round selection (101st overall) in the 2021 NFL Draft out of Syracuse.
- Made his NFL debut Week 1 vs. San Francisco (9/12/21), where he recorded his first-career fumble recovery.
- Posted a game-high five tackles (four solo), a fumble recovery and a pass defense in Week 18 vs. Green Bay (1/9/22).

COLLEGE

Played three seasons at Syracuse (2018-20), producing career totals of 88 total tackles, 26 pass defenses, five tackles for loss, three interceptions and 1.0 sack in 29 games (19 starts).

2020: Logged 54 tackles, six pass defenses, three tackles for loss, one interception and 1.0 sack.

- Third-Team All-ACC
- Ranked fifth in the ACC with nine pass defenses

2019: Totalled 20 defensive tackles, had seven pass defenses and added two interceptions.

- Led the Orange with eight pass defenses

2018: Totalled 14 solo tackles, six pass defenses and one tackle for loss as a freshman.

PERSONAL

- Played at Grafton (Mass.) High School.
- Older brother, Obi Melifonwu, played safety at Connecticut and was selected in the second round of the 2017 NFL Draft by the Oakland Raiders.
- His parents immigrated to London from their birthplace Nigeria before settling in Massachusetts in the late 1990s.



IFEATU MELIFONWU'S NFL REGULAR SEASON DEFENSIVE STATISTICS

DATE	TEAM	GP	GS	TT	TACKLES						INTERCEPTIONS						O. FUMB				ST				MISC			
					S	A	TFL	YDS	SK	YDS	QBH	NO	YDS	LG	TD	PD	FF	FR	TD	YDS	TT	S	A	FF	FR	S	A	
2021	DET	7	4	14	11	3	0	0	0.0	0.0	0	0	0	0	0	3	0	2	0	0	1	1	0	0	0	0	0	
TOTALS		7	4	14	11	3	0	0	0.0	0.0	0	0	0	0	3	0	2	0	0	1	1	0	0	0	0	0		

IFEATU MELIFONWU'S SINGLE-GAME HIGHS: DEFENSIVE

Total Tackles 5 vs. Green Bay Packers, Jan 09, 2022

Solo Tackles 4 vs. Green Bay Packers, Jan 09, 2022

Pass Defenses 1 vs. Green Bay Packers, Jan 09, 2022

Fumble Recoveries 1 vs. Green Bay Packers, Jan 09, 2022

Special Teams Tackles 1 vs. Minnesota Vikings, Dec 05, 2021



IFEATU MELIFONWU'S 2021 GXG REGULAR-SEASON STATISTICS (DET)

DATE	OPP	P/S	TACKLES								INTERCEPTIONS					O. FUMB				ST					MISC	
			TT	S	A	SK	YDS	TFL	YDS	QBH	NO	YDS	LG	TD	PD	FF	FR	TD	YDS	TT	S	A	FF	FR	S	A
09/12	SF	P	0	0	0	0.0	0.0	0	0	0	0	0	0	0	0	0	1	0	0	0	0	0	0	0	0	0
09/20	at GB	S	2	2	0	0.0	0.0	0	0	0	0	0	0	0	1	0	0	0	0	0	0	0	0	0	0	
09/26	BAL																									
10/03	at CHI																									
10/10	at MIN																									
10/17	CIN																									
10/24	at LAR																									
10/31	PHI																									
11/14	at PIT																									
11/21	at CLE																									
11/25	CHI																									
12/05	MIN	P	1	1	0	0.0	0.0	0	0	0	0	0	0	0	0	0	0	0	0	1	1	0	0	0	0	
12/12	at DEN																									
12/19	ARI	P	0	0	0	0.0	0.0	0	0	0	0	0	0	0	0	0	0	0	0	0	0	0	0	0	0	
12/26	at ATL	S	5	4	1	0.0	0.0	0	0	0	0	0	0	0	0	0	0	0	0	0	0	0	0	0	0	
01/02	at SEA	S	1	0	1	0.0	0.0	0	0	0	0	0	0	0	1	0	0	0	0	0	0	0	0	0	0	
01/09	GB	S	5	4	1	0.0	0.0	0	0	0	0	0	0	0	1	0	1	0	0	0	0	0	0	0	0	
2021 TTL	7-4		14	11	3	0.0	0.0	0	0	0	0	0	0	0	3	0	2	0	0	1	1	0	0	0	0	





82

JAMES MITCHELL

Complete, comprehensive bios are available on NFLDM.com

POSITION: Tight End

NFL/LIONS YEARS: Rookie / 1

HEIGHT/WEIGHT 6-4 / 249

HOMETOWN: Big Stone Gap, Va.

COLLEGE: Virginia Tech

ACQUIRED: D-5 '22

CAREER HIGHLIGHTS

- Joined the Lions after being selected in the fifth round (177th overall) of the 2022 NFL Draft.
- Became only the fourth Hokie to ever be selected by Detroit and the first tight end to do so.

COLLEGE

Played four seasons (2018-21) at Virginia Tech, where he recorded 52 receptions for 838 yards (16.1 avg.) and seven touchdowns. He also had five rushing touchdowns.

2021: Played in two games before suffering a season-ending injury in the second game of his senior year. He tallied five receptions for 42 yards (8.4 avg.) and one touchdown. He also registered a one-yard rushing touchdown.

2020: Played in 10 games (nine starts), where he totaled 26 receptions for 435 yards (16.7 avg.) and a team-high four touchdowns. Also recorded a rushing touchdown.


2019: Played in all 13 games (eight starts), where he had 21 receptions for 361 (17.2 avg.) yards with two touchdowns. He also scored four rushing touchdowns on five carries.

2018: Played in all 13 games, primarily on special teams. Had one start as tight end.

PERSONAL

- Attended Union High School (Big Stone Gap, Va.), where he helped guide the school to a trip to the 2A semifinals in 2017. He was a four-time all-state tight end and a USA Today All-Virginia First Team selection. In his high school career, he recorded 42 receptions for 756 yards with nine touchdowns.
- Son of Jimmy and Marcia Mitchell.
- He has three siblings: Joy, Jasmine, and Jordan.





38

NON-FOOTBALL INJURY (NF)

C.J. MOORE

Complete, comprehensive bios are available on NFL.com

POSITION: Safety

NFL/LIONS YEARS: 4 / 4

HEIGHT/WEIGHT 5-11 / 199

HOMETOWN: Bassfield, Miss.

COLLEGE: Mississippi

ACQUIRED: UDFA '19

CAREER HIGHLIGHTS

- Registered his first-career interception, returning it 21 yards in Week 18 vs. Green Bay (1/9/22).
- Rushed for 28 yards on a fake punt at the Los Angeles Rams (10/24/21). His 28-yard rush is the second-longest by a defensive back in Lions history.
- Tallied six special teams tackles for the second-straight season in 2020.
- Appeared in every game as a rookie in 2019.
- Made his first NFL appearance in Week 1 at Arizona (9/8/19).
- Signed with the Detroit Lions as an undrafted rookie free agent following the 2019 NFL Draft.

COLLEGE

Appeared in 42 games (11 starts) at Ole Miss, logging 96 tackles (60 solo), 3.0 TFLs, four interceptions and 11 pass defenses.

2018: Started the first five games of year before suffering a season-ending injury, posting 17 tackles (13 solo), one interception and four pass defenses.

- Given uniform No. 38 as the 28th recipient of the Chucky Mullins Courage Award winner, which is given to the Ole Miss defender who best represents Mullins, who became paralyzed in the 1989 homecoming game against Vanderbilt.

2017: Played in 11 games with six starts, registering 51 tackles (29 solo), five pass defenses, three interceptions and 2.5 tackles for loss.

2016: Redshirted after suffering a torn pectoral muscle during fall camp and missed the season.

2015: Appeared in all 13 games and had 19 tackles (12 solo) and two pass defenses.

2014: Played in all 13 games and posted nine tackles (six solo) and one blocked field goal.

PERSONAL

- Full name is Calvin J. Moore, and is the son of Alvin Sr. and Monica Moore.
- Twin brother of Texans S A.J. Moore, who he played alongside with at Ole Miss.



C.J. MOORE'S NFL REGULAR SEASON DEFENSIVE STATISTICS

DATE	TEAM	GP	GS	TT	S	A	TACKLES				QBH	INTERCEPTIONS				O. FUMB				ST				MISC				
							TFL	YDS	SK	YDS		NO	YDS	LG	TD	PD	FF	FR	TD	YDS	TT	S	A	FF	FR	S	A	
2019	DET	16	0	1	1	0	0	0	0.0	0.0	0	0	0	0	0	0	0	0	0	0	0	6	4	2	0	0	0	0
2020	DET	12	0	1	0	1	0	0	0.0	0.0	0	0	0	0	0	0	0	0	0	0	0	6	4	2	0	0	0	0
2021	DET	17	1	14	8	6	0	0	0.0	0.0	1	1	21	21	0	1	0	0	0	0	0	8	5	3	0	0	0	0
TOTALS		45	1	16	9	7	0	0	0.0	0.0	1	1	21	21	0	1	0	0	0	0	20	13	7	0	0	0	0	0



C.J. MOORE'S SINGLE-GAME HIGHS: DEFENSIVE


Total Tackles 5 at Denver Broncos, Dec 12, 2021
Solo Tackles 2 vs. Arizona Cardinals, Dec 19, 2021
Pass Defenses 1 vs. Green Bay Packers, Jan 09, 2022

Interceptions 1 vs. Green Bay Packers, Jan 09, 2022
Interception Return Yards 21 vs. Green Bay Packers, Jan 09, 2022
Special Teams Tackles 3 at Pittsburgh Steelers, Nov 14, 2021

C.J. MOORE'S 2021 GXG REGULAR-SEASON STATISTICS (DET)

DATE	OPP	P/S	TACKLES								INTERCEPTIONS					O. FUMB				ST				MISC			
			TT	S	A	SK	YDS	TFL	YDS	QBH	NO	YDS	LG	TD	PD	FF	FR	TD	YDS	TT	S	A	FF	FR	S	A	
09/12	SF	P	0	0	0	0.0	0.0	0	0	0	0	0	0	0	0	0	0	0	0	0	0	0	0	0	0	0	0
09/20	at GB	P	0	0	0	0.0	0.0	0	0	0	0	0	0	0	0	0	0	0	0	0	0	0	0	0	0	0	0
09/26	BAL	P	0	0	0	0.0	0.0	0	0	0	0	0	0	0	0	0	0	0	0	0	0	0	0	0	0	0	0
10/03	at CHI	P	0	0	0	0.0	0.0	0	0	0	0	0	0	0	0	0	0	0	0	0	0	0	0	0	0	0	0
10/10	at MIN	P	0	0	0	0.0	0.0	0	0	0	0	0	0	0	0	0	0	0	0	0	0	0	0	0	0	0	0
10/17	CIN	P	0	0	0	0.0	0.0	0	0	0	0	0	0	0	0	0	0	0	0	0	0	0	0	0	0	0	0
10/24	at LAR	P	0	0	0	0.0	0.0	0	0	0	0	0	0	0	0	0	0	0	0	0	0	0	0	0	0	0	0
10/31	PHI	P	2	0	2	0.0	0.0	0	0	0	0	0	0	0	0	0	0	0	0	0	0	0	0	0	0	0	0
11/14	at PIT	P	0	0	0	0.0	0.0	0	0	0	0	0	0	0	0	0	0	0	0	0	0	0	0	0	0	0	0
11/21	at CLE	P	0	0	0	0.0	0.0	0	0	0	0	0	0	0	0	0	0	0	0	0	0	0	0	0	0	0	0
11/25	CHI	P	2	2	0	0.0	0.0	0	0	0	0	0	0	0	0	0	0	0	0	0	0	0	0	0	0	0	0
12/05	MIN	P	0	0	0	0.0	0.0	0	0	0	0	0	0	0	0	0	0	0	0	0	0	0	0	0	0	0	0
12/12	at DEN	P	5	2	3	0.0	0.0	0	0	0	0	0	0	0	0	0	0	0	0	0	0	0	0	0	0	0	0
12/19	ARI	S	2	2	0	0.0	0.0	0	0	1	0	0	0	0	0	0	0	0	0	0	0	0	0	0	0	0	0
12/26	at ATL	P	0	0	0	0.0	0.0	0	0	0	0	0	0	0	0	0	0	0	0	0	0	0	0	0	0	0	0
01/02	at SEA	P	2	1	1	0.0	0.0	0	0	0	0	0	0	0	0	0	0	0	0	0	0	0	0	0	0	0	0
01/09	GB	P	1	1	0	0.0	0.0	0	0	0	1	21	21	0	1	0	0	0	0	0	0	0	0	0	0	0	0
2021 TTL	17-1		14	8	6	0.0	0.0	0	0	1	1	21	21	0	1	0	0	0	0	0	0	0	0	0	0	0	0





67

MATT NELSON

Complete, comprehensive bios are available on NFL.com

POSITION: Tackle

NFL/LIONS YEARS: 3 / 3

HEIGHT/WEIGHT: 6-7 / 318

HOMETOWN: Cedar Rapids, Iowa

COLLEGE: Iowa

ACQUIRED: UDFA '19

CAREER HIGHLIGHTS

- Appeared in 13 games with 11 starts at right tackle in 2021. He did not commit a penalty on the year.
- Saw action in all 16 games as a first-year player in 2020.
- Started his first-career game at right tackle in Week 14 vs. Green Bay (12/13/20).
- Appeared in his first-career game in Week 1 vs. Chicago (9/13/20).

COLLEGE

Nelson spent his collegiate career as a defensive end. Appearing in 52 career games (33 starts) for the Hawkeyes, recorded 111 tackles (53 solo), 8.0 sacks (for a loss of 49 yards), nine pass defenses, three fumble recoveries and a forced fumble.

2018: Started in 13 games, collecting 31 tackles, including two for loss, and 1.0 sack. Missed the previous spring due to injury but was able to return to full health for his senior campaign.

- Honorable Mention All-Big Ten (by coaches and media)
- Iowa Comeback Player of the Year
- Team Hustle Award winner (defense)

2017: Appeared in 13 games (seven starts), recording 23 tackles (10 solo), 1.0 sack and three pass breakups.

2016: Started in 13 games, registering 44 tackles (19 solo), 6.0 sacks and two fumble recoveries.

2015: Saw action in 13 games, recording 14 tackles, 1.0 sack, one forced fumble and one fumble recovery.

2014: Redshirted as a true freshman.

PERSONAL

- Prepped at Cedar Rapids Xavier Prep School, where he was a dual-sport athlete in basketball and football.
- Was named to the All-Big Ten Academic team all four years of eligibility (2015-18).
- Double majored in biology and human physiology at Iowa and has hopes of attending medical school to become an orthopedic surgeon.
- Converted to the offensive line as a rookie after playing as a defensive lineman at Iowa.



MATT NELSON'S NFL REGULAR SEASON STATISTICS


YEAR	TEAM	GP	GS
2019	DET	0	0
2020	DET	16	1
2021	DET	13	11
TOTALS		29	12



MATT NELSON'S 2021 GXG REGULAR-SEASON STATISTICS (DET)

DATE	OPP	P/S	
09/12	SF	S	
09/20	at GB	S	
09/26	BAL	S	
10/03	at CHI	S	
10/10	at MIN	S	
10/17	CIN	S	
10/24	at LAR	S	
10/31	PHI	S	
11/14	at PIT	P	
11/21	at CLE		INACTIVE
11/25	CHI		INACTIVE
12/05	MIN		INACTIVE
12/12	at DEN	S	
12/19	ARI	P	
12/26	at ATL		RESERVE/COVID-19
01/02	at SEA	S	
01/09	GB	S	
2021 TTL		13-11	





76

ZEIN OBEID

(ZAYN oh-BEED)

Complete, comprehensive bios are available on NFL.com

POSITION: Guard

NFL/LIONS YEARS: Rookie / 1

HEIGHT/WEIGHT: 6-4 / 312

HOMETOWN: Dearborn, Mich.

COLLEGE: Ferris State

ACQUIRED: UDFA '22

CAREER HIGHLIGHTS

- 🦁 Signed with the Lions as an undrafted rookie free agent on May 13, 2022.

COLLEGE


Attended Ferris State University from 2017-21, helping the Bulldogs earn three-straight GLIAC titles (2018-19, 2021). He redshirted as a freshman in 2017.

- 🦁 Helped Ferris State win the 2021 NCAA Division II National Championship, anchoring an offensive line that posted a Division II-best 512.6 yards per game and 47.2 points per game.
- 🦁 2021 First-Team All-GLIAC.

PERSONAL

- 🦁 Attended Dearborn Fordson (Mich.) High School, where he helped the Tractors reach the Division I Playoffs as a senior in 2016.
- 🦁 Played organized football for the first time as a junior in high school at Dearborn Heights Crestwood in 2015.
- 🦁 Son of Nadia and Ali Obeid.
- 🦁 Moved to the United States from Lebanon in 2009.





1

JEFF OKUDAH

Complete, comprehensive bios are available on NFLONG.com

POSITION: Cornerback

NFL/LIONS YEARS: 3 / 3

HEIGHT/WEIGHT 6-1 / 205

HOMETOWN: Grand Prairie, Texas

COLLEGE: Ohio State

ACQUIRED: D-1 '20

CAREER HIGHLIGHTS

- Became the sixth player in Lions history to produce their first NFL interception within their first two career games after snagging an interception in the Week 3 victory at Arizona (9/27/20).
- In his first-career game, led the team with seven tackles in Week 2 at Green Bay (9/20/20).
- Selected by the Detroit Lions with the 3rd pick of the 2020 NFL Draft. In the common draft era (since 1967), Okudah joins CBs Shawn Springs (1997) & Bruce Pickens (1991) as the highest-selected CBs by any team in any draft.

COLLEGE

Played 39 games and recorded 84 total tackles, 18 pass defenses and three interceptions.

2019: Led the Buckeyes with nine pass defenses and three interceptions.

- Became the first Unanimous All-American cornerback in Ohio State history.
- First-Team All-Big Ten
- Big Ten Champion
- Thorpe Award Finalist (NCAA's top defensive back)

2018: Logged 32 tackles and tied for the team-lead with eight pass defenses.

- Big Ten Champion

2017: Recorded 17 tackles, one pass defense and one fumble recovery.

- Big Ten Champion

PERSONAL

- Son of the late Marie Okudah, who immigrated from Nigeria.
- His legal guardians are his aunt and uncle, Jane and Patrick Obodo.
- Attended South Grand Prairie High School in Grand Prairie, Texas.
- Was born in New Jersey and lived there until the 6th grade.

JEFF OKUDAH'S NFL REGULAR SEASON DEFENSIVE STATISTICS

DATE	TEAM	GP	GS	TT	TACKLES						INTERCEPTIONS						O. FUMB				ST				MISC						
					S	A	TFL	YDS	SK	YDS	QBH	NO	YDS	LG	TD	PD	FF	FR	TD	YDS	TT	S	A	FF	FR	S	A				
2020	DET	9	6	47	41	6	4	15	0.0	0.0	0	1	36	36	0	2	0	0	0	0	0	0	0	0	0	0	0	0	0	0	0
2021	DET	1	1	4	3	1	0	0	0.0	0.0	0	0	0	0	0	1	0	0	0	0	0	0	0	0	0	0	0	0	0	0	
TOTALS		10	7	51	44	7	4	15	0.0	0.0	0	1	36	36	0	3	0	0	0	0	0	0	0	0	0	0	0	0	0	0	



JEFF OKUDAH'S SINGLE-GAME HIGHS: DEFENSIVE

Total Tackles 8 at Jacksonville Jaguars, Oct 18, 2020

Tackles For Loss 2 at Arizona Cardinals, Sep 27, 2020

Solo Tackles 7 at Jacksonville Jaguars, Oct 18, 2020

Interceptions 1 at Arizona Cardinals, Sep 27, 2020

Pass Defenses 1 vs. San Francisco 49ers, Sep 12, 2021

Interception Return Yards 36 at Arizona Cardinals, Sep 27, 2020

JEFF OKUDAH'S 2021 GXG REGULAR-SEASON STATISTICS (DET)

DATE	OPP	P/S	TACKLES								INTERCEPTIONS					O. FUMB				ST				MISC		
			TT	S	A	SK	YDS	TFL	YDS	QBH	NO	YDS	LG	TD	PD	FF	FR	TD	YDS	TT	S	A	FF	FR	S	A
09/12	SF	S	4	3	1	0.0	0.0	0	0	0	0	0	0	0	0	0	0	0	0	0	0	0	0	0	0	0
09/20	at GB																									
09/26	BAL																									
10/03	at CHI																									
10/10	at MIN																									
10/17	CIN																									
10/24	at LAR																									
10/31	PHI																									
11/14	at PIT																									
11/21	at CLE																									
11/25	CHI																									
12/05	MIN																									
12/12	at DEN																									
12/19	ARI																									
12/26	at ATL																									
01/02	at SEA																									
01/09	GB																									
2021 TTL		1-1	4	3	1	0.0	0.0	0	0	0	0	0	0	0	0	0	0	0	0	0	0	0	0	0	0	0





99

JULIAN OKWARA

(OAK-wara)

Complete, comprehensive bios are available on NFL.com

POSITION: Linebacker

NFL/LIONS YEARS: 3 / 3

HEIGHT/WEIGHT: 6-4 / 239

HOMETOWN: Charlotte, N.C.

COLLEGE: Notre Dame

ACQUIRED: D-3a '20

CAREER HIGHLIGHTS

- With his two sacks vs. Green Bay (1/9/22) in Week 18, he became the first Lion since DE Cliff Avril in 2011 to produce a season with 5.0 sacks, one interception, a forced fumble and a fumble recovery.
- Became the sixth outside linebacker in Lions history to record a sack and a pass defense in a single game, where he did so at the Los Angeles Rams (10/24/21).
- Produced his first-career sack vs. Cincinnati (10/17/21).
- Saw action in six games as a rookie, posting three tackles, including one tackle for loss.
- Joined the Lions after being selected by Detroit in the third round (67th overall) of the 2020 NFL Draft. He is the first defensive lineman from Notre Dame the Lions have ever drafted.

COLLEGE

Played in 45 games and recorded 77 total tackles, 23.0 tackles for loss, 15.0 sacks and four forced fumbles.

- 2019 Team Captain
- 2019 Preseason Second-Team AP All-American
- Had 3.0 sacks vs. No. 24 Virginia in 2019.
- Led Notre Dame with 12.5 tackles for loss and tied for the team-lead with 8.0 sacks in 2018.
- One-of-nine true freshmen to appear in at least eight games for Notre Dame in 2016.

PERSONAL

- Brother of Lions DE Romeo Okwara.
- Originally born in London and lived in Nigeria until he was 8 years old.
- Starred at Ardrey Kell High School in Charlotte, N.C.



JULIAN OKWARA'S NFL REGULAR SEASON DEFENSIVE STATISTICS

DATE	TEAM	GP	GS	TT	TACKLES						INTERCEPTIONS					O. FUMB				ST		MISC					
					S	A	TFL	YDS	SK	YDS	QBH	NO	YDS	LG	TD	PD	FF	FR	TD	YDS	TT	S	A	FF	FR	S	A
2020	DET	6	0	3	1	2	1	1	0.0	0.0	0	0	0	0	0	0	0	0	0	0	0	0	0	0	0	0	0
2021	DET	13	1	27	18	9	6	22	5.0	28.0	9	1	9	9	0	2	1	1	0	6	0	0	0	0	0	0	0
TOTALS		19	1	30	19	11	7	23	5.0	28.0	9	1	9	9	0	2	1	1	0	6	0	0	0	0	0	0	0



JULIAN OKWARA'S 2021 GXG REGULAR-SEASON STATISTICS (DET)

DATE	OPP	P/S	TACKLES								INTERCEPTIONS					O. FUMB				ST					MISC																
			TT	S	A	SK	YDS	TFL	YDS	QBH	NO	YDS	LG	TD	PD	FF	FR	TD	YDS	TT	S	A	FF	FR	S	A															
09/12	SF		INACTIVE																																						
09/20	at GB	P	0	0	0	0.0	0.0	0	0	0	0	0	0	0	0	0	0	0	0	0	0	0	0	0	0	0	0	0	0	0	0	0	0	0	0	0	0	0	0		
09/26	BAL	P	0	0	0	0.0	0.0	0	0	0	1	0	0	0	0	0	0	0	0	0	0	0	0	0	0	0	0	0	0	0	0	0	0	0	0	0	0	0	0		
10/03	at CHI	P	3	2	1	0.0	0.0	1	1	0	0	0	0	0	0	0	0	0	0	0	0	0	0	0	0	0	0	0	0	0	0	0	0	0	0	0	0	0	0		
10/10	at MIN	P	1	0	1	0.0	0.0	0	0	0	0	0	0	0	0	0	0	0	0	0	0	0	0	0	0	0	0	0	0	0	0	0	0	0	0	0	0	0	0		
10/17	CIN	P	3	3	0	1.0	10.0	1	10	2	0	0	0	0	0	0	0	0	0	0	0	0	0	0	0	0	0	0	0	0	0	0	0	0	0	0	0	0	0	0	
10/24	at LAR	P	3	2	1	1.0	7.0	1	7	1	0	0	0	0	0	1	0	0	0	0	0	0	0	0	0	0	0	0	0	0	0	0	0	0	0	0	0	0	0	0	
10/31	PHI	P	3	3	0	0.0	0.0	1	1	0	0	0	0	0	0	0	0	0	0	0	0	0	0	0	0	0	0	0	0	0	0	0	0	0	0	0	0	0	0	0	
11/14	at PIT	P	2	1	1	0.0	0.0	0	0	0	1	9	9	0	1	0	0	0	0	0	0	0	0	0	0	0	0	0	0	0	0	0	0	0	0	0	0	0	0	0	0
11/21	at CLE	P	2	0	2	0.0	0.0	0	0	0	0	0	0	0	0	0	0	0	0	0	0	0	0	0	0	0	0	0	0	0	0	0	0	0	0	0	0	0	0	0	
11/25	CHI	P	2	1	1	0.0	0.0	0	0	1	0	0	0	0	0	0	0	0	0	0	0	0	0	0	0	0	0	0	0	0	0	0	0	0	0	0	0	0	0	0	
12/05	MIN	P	2	1	1	1.0	3.0	1	3	1	0	0	0	0	0	0	0	1	0	0	0	6	0	0	0	0	0	0	0	0	0	0	0	0	0	0	0	0	0	0	
12/12	at DEN		INACTIVE																																						
12/19	ARI		INACTIVE																																						
12/26	at ATL		INACTIVE																																						
01/02	at SEA	P	3	2	1	0.0	0.0	1	0	1	0	0	0	0	0	0	0	0	0	0	0	0	0	0	0	0	0	0	0	0	0	0	0	0	0	0	0	0	0	0	
01/09	GB	S	3	3	0	2.0	8.0	0	0	2	0	0	0	0	0	0	1	0	0	0	0	0	0	0	0	0	0	0	0	0	0	0	0	0	0	0	0	0	0	0	
2021 TTL	13-1		27	18	9	5.0	28.0	6	22	9	1	9	9	0	2	1	1	0	6	0	0	0	0	0	0	0	0	0	0	0	0	0	0	0	0	0	0	0	0	0	





95

ACTIVE/PUP

ROMEO OKWARA

(OAK-wara)

Complete, comprehensive bios are available on NFL.com

POSITION: Defensive Lineman

NFL/LIONS YEARS: 7 / 5

HEIGHT/WEIGHT: 6-4 / 255

HOMETOWN: Charlotte, N.C.

COLLEGE: Notre Dame

ACQUIRED: W-NYG '18

CAREER HIGHLIGHTS

- His 21.0 career sacks rank as the third-most produced by an NFL player born in Nigeria.
- His 20.0 sacks for Detroit are the second-most by a Lion who entered the NFL as an undrafted free agent.
- In 2020, he became the second undrafted player in team history to produce a double-digit sack season.
- Among all NFL defensive ends in 2020, he tied for first in games with a tackle for loss (10) and games with 1.0 sack (nine) while tying for second in strip-sacks (three). At the position, he also ranked fifth in sacks (10.0) and sack yards (79.0).
- Was one-of-two NFL defensive ends to produce 10.0 sacks, 10 tackles for loss, three forced fumbles and one fumble recovery in 2020.
- In 2020, he joined DEs J.J. Watt, John Abraham and Jared Allen as the only defensive ends to produce 10.0 sacks, 10 tackles for loss, three forced fumbles and one safety in a single season since at least 1994.
- In 2020, he tied for the NFL lead by having three forced fumbles on third downs while tying for fourth with 6.0 third-down sacks.
- Led the Lions with 7.5 sacks in 2018. This ties for the fourth-most sacks any player has had in his first season in Detroit, and is the most in a player's first season after being acquired via waivers.
- Tied a franchise record by producing at least 1.0 sack in four-straight games in 2018.
- Notched 1.0 sack in his playoff debut at Green Bay on Jan. 8, 2017 as a member of the New York Giants.
- Recorded his first-career sack in his first-career start vs. Dallas (12/11/16) as a member of the New York Giants.



ROMEO OKWARA'S NFL REGULAR SEASON DEFENSIVE STATISTICS

DATE	TEAM	GP	GS	TT	S	A	TACKLES					INTERCEPTIONS					O. FUMB					ST				
							TFL	YDS	SK	YDS	QBH	NO	YDS	LG	TD	PD	FF	FR	TD	YDS	TT	S	A	FF	FR	
2016	NYG	16	4	21	9	12	2	19	1.0	5.0	5	0	0	0	0	2	0	0	0	0	0	4	3	1	0	0
2017	NYG	6	0	3	1	2	0	0	0.0	0.0	2	0	0	0	0	0	0	0	0	0	0	0	0	0	0	
2018	DET	15	14	39	28	11	8	29	7.5	38.0	14	0	0	0	0	1	1	0	0	0	0	0	0	0	0	
2019	DET	14	1	28	14	14	1	5	1.5	8.0	10	0	0	0	0	0	1	0	0	0	0	0	0	0	0	
2020	DET	16	9	44	32	12	11	52	10.0	79.0	18	0	0	0	0	1	3	1	0	0	0	0	0	0	0	
2021	DET	4	4	6	3	3	1	6	1.0	6.0	2	0	0	0	0	0	0	0	0	0	0	0	0	0	0	
TOTALS		71	32	141	87	54	23	111	21.0	136.0	51	0	0	0	0	4	5	1	0	0	4	3	1	0	0	





ROMEO OKWARA'S NFL POSTSEASON DEFENSIVE STATISTICS

DATE	TEAM	GP	TACKLES									INTERCEPTIONS					O. FUMB				ST				
			GS	TT	S	A	TFL	YDS	SK	YDS	QBH	NO	YDS	LG	TD	PD	FF	FR	TD	YDS	TT	S	A	FF	FR
2016	NYG	1	1	1	1	0	1	15	1.0	15.0	1	0	0	0	0	0	0	0	0	0	0	0	0	0	0
TOTALS		1	1	1	1	0	1	15	1.0	15.0	1	0	0	0	0	0	0	0	0	0	0	0	0	0	

ROMEO OKWARA'S 2021 GXG REGULAR-SEASON STATISTICS (DET)

DATE	OPP	P/S	TACKLES									INTERCEPTIONS					O. FUMB				ST				MISC	
			TT	S	A	SK	YDS	TFL	YDS	QBH	NO	YDS	LG	TD	PD	FF	FR	TD	YDS	TT	S	A	FF	FR	S	A
09/12	SF	S	1	0	1	0.0	0.0	0	0	1	0	0	0	0	0	0	0	0	0	0	0	0	0	0	0	0
09/20	at GB	S	1	0	1	0.0	0.0	0	0	1	0	0	0	0	0	0	0	0	0	0	0	0	0	0	0	0
09/26	BAL	S	4	3	1	1.0	6.0	1	6	0	0	0	0	0	0	0	0	0	0	0	0	0	0	0	0	0
10/03	at CHI	S	0	0	0	0.0	0.0	0	0	0	0	0	0	0	0	0	0	0	0	0	0	0	0	0	0	0
10/10	at MIN																									
10/17	CIN																									
10/24	at LAR																									
10/31	PHI																									
11/14	at PIT																									
11/21	at CLE																									
11/25	CHI																									
12/05	MIN																									
12/12	at DEN																									
12/19	ARI																									
12/26	at ATL																									
01/02	at SEA																									
01/09	GB																									
2021 TTL		4-4	6	3	3	1.0	6.0	1	6	2	0	0	0	0	0	0	0	0	0	0	0	0	0	0	0	0





91

LEVI ONWUZURIKE

(own-zur-EE-kay)

Complete, comprehensive bios are available on NFL.com

POSITION: Defensive Lineman

NFL/LIONS YEARS: 2 / 2

HEIGHT/WEIGHT: 6-3 / 295

HOMETOWN: Allen, Texas

COLLEGE: Washington

ACQUIRED: D-2 '21

CAREER HIGHLIGHTS

- Joined the Lions as a second-round selection (41st overall) in the 2021 NFL Draft out of Washington.
- Made his NFL debut Week 2 at Green Bay (9/20/21).
- Notched his first-career sack for a loss of seven yards on Thanksgiving Day vs. Chicago (11/25/21).

COLLEGE

Played three seasons at Washington (2017-19), compiling 95 career tackles, 16 tackles for loss and 7.0 sacks.

2020: Opted out of the season.

2019: Logged 45 total tackles, 6.0 tackles for loss and 2.0 sacks.

- First-Team All-Pac 12
- Second-Team All-American (AP)
- Earned an 82.5 overall grade from PFF

2018: Tallied 34 total tackles, 6.5 tackles for loss and 3.0 sacks.

- First-Team Academic All-Pac 12
- Earned a 90.8 overall grade from PFF

2017: Recorded 16 total tackles, 3.5 tackles and 2.0 sacks.

- Second-Team Academic All-Pac 12

2016: Utilized a redshirt year.

PERSONAL

- Attended Allen (Texas) High School.
- Named the Dallas Morning News' All-Area Defensive Player of the Year following his senior season in 2015.
- Selected as the District 6-6A Defensive MVP in 2015.

LEVI ONWUZURIKE'S NFL REGULAR SEASON DEFENSIVE STATISTICS

DATE	TEAM	GP	GS	TT	TACKLES							INTERCEPTIONS					O. FUMB					ST					MISC				
					S	A	TFL	YDS	SK	YDS	QBH	NO	YDS	LG	TD	PD	FF	FR	TD	YDS	TT	S	A	FF	FR	S	A				
2021	DET	16	0	35	15	20	2	8	1.0	7.0	1	0	0	0	0	2	0	0	0	0	0	0	0	0	0	0	0	0	0	0	0
TOTALS		16	0	35	15	20	2	8	1.0	7.0	1	0	0	0	0	2	0	0	0	0	0	0	0	0	0	0	0	0	0	0	



LEVI ONWUZURIKE'S SINGLE-GAME HIGHS: DEFENSIVE

Total Tackles 4 at Denver Broncos, Dec 12, 2021

Pass Defenses 1 at Cleveland Browns, Nov 21, 2021

Solo Tackles 3 vs. Philadelphia Eagles, Oct 31, 2021

Tackles For Loss 1 vs. Minnesota Vikings, Dec 05, 2021

Sacks 1.0 vs. Chicago Bears, Nov 25, 2021

LEVI ONWUZURIKE'S 2021 GXG REGULAR-SEASON STATISTICS (DET)

DATE	OPP	P/S	TACKLES								INTERCEPTIONS					O. FUMB				ST					MISC		
			TT	S	A	SK	YDS	TFL	YDS	QBH	NO	YDS	LG	TD	PD	FF	FR	TD	YDS	TT	S	A	FF	FR	S	A	
09/12	SF		INACTIVE																								
09/20	at GB	P	2	1	1	0.0	0.0	0	0	0	0	0	0	0	0	0	0	0	0	0	0	0	0	0	0	0	0
09/26	BAL	P	0	0	0	0.0	0.0	0	0	0	0	0	0	0	0	0	0	0	0	0	0	0	0	0	0	0	
10/03	at CHI	P	1	0	1	0.0	0.0	0	0	0	0	0	0	0	0	0	0	0	0	0	0	0	0	0	0	0	
10/10	at MIN	P	4	3	1	0.0	0.0	0	0	0	0	0	0	0	0	0	0	0	0	0	0	0	0	0	0	0	
10/17	CIN	P	0	0	0	0.0	0.0	0	0	0	0	0	0	0	0	0	0	0	0	0	0	0	0	0	0	0	
10/24	at LAR	P	2	0	2	0.0	0.0	0	0	0	0	0	0	0	0	0	0	0	0	0	0	0	0	0	0	0	
10/31	PHI	P	4	3	1	0.0	0.0	0	0	0	0	0	0	0	0	0	0	0	0	0	0	0	0	0	0	0	
11/14	at PIT	P	4	1	3	0.0	0.0	0	0	0	0	0	0	0	0	0	0	0	0	0	0	0	0	0	0	0	
11/21	at CLE	P	1	0	1	0.0	0.0	0	0	0	0	0	0	0	0	1	0	0	0	0	0	0	0	0	0	0	
11/25	CHI	P	2	2	0	1.0	7.0	1	7	1	0	0	0	0	0	0	0	0	0	0	0	0	0	0	0	0	
12/05	MIN	P	4	2	2	0.0	0.0	1	1	0	0	0	0	0	0	0	0	0	0	0	0	0	0	0	0	0	
12/12	at DEN	P	4	2	2	0.0	0.0	0	0	0	0	0	0	0	0	0	0	0	0	0	0	0	0	0	0	0	
12/19	ARI	P	1	0	1	0.0	0.0	0	0	0	0	0	0	0	0	0	0	0	0	0	0	0	0	0	0	0	
12/26	at ATL	P	2	1	1	0.0	0.0	0	0	0	0	0	0	0	0	0	0	0	0	0	0	0	0	0	0	0	
01/02	at SEA	P	3	0	3	0.0	0.0	0	0	0	0	0	0	0	0	0	0	0	0	0	0	0	0	0	0	0	
01/09	GB	P	1	0	1	0.0	0.0	0	0	0	0	0	0	0	0	0	0	0	0	0	0	0	0	0	0	0	
2021 TTL		16-0	35	15	20	1.0	7.0	2	8	1	0	0	0	0	2	0	0	0	0	0	0	0	0	0	0	0	





24

AMARI ORUWARIYE

(oh-rue-WARR-ee-A)

Complete, comprehensive bios are available on NFL.com

POSITION: Cornerback
NFL/LIONS YEARS: 4 / 4
HEIGHT/WEIGHT: 6-2 / 202
HOMETOWN: Tampa, Fla.
COLLEGE: Penn State
ACQUIRED: D-5 '19

CAREER HIGHLIGHTS

- Produced a career-high six interceptions in 2021, the third-most in the NFL that season. He was one-of-three NFL players to log at least 50 tackles, 10 pass defenses and six interceptions on the year.
- In 2021, he became the first Lions cornerback to post a season with at least six interceptions while having three years of experience or less since 1991.
- His six interceptions in 2021 are the most in a single season by a cornerback who attended Penn State.
- Joined CB Alphonso Smith (2010-11) as the only Lions since 1990 to produce seven-career interceptions in 35-career games, doing so at Cleveland (11/21/21).
- Recorded an interception in Week 3 vs. Baltimore (9/26/21) and in Week 4 at Chicago (10/3/21), his first time with an interception in consecutive games in his career.
- Started 15-of-16 games played in 2020 and posted 53 total tackles, seven pass defenses and one interception.
- Finished the 2019 season with 18 tackles (17 solo), two interceptions, and three pass defenses as part of a defense that had the third-most pass defenses (42) by cornerbacks in the NFL.
- Became the first Lions rookie CB to notch two interceptions in his debut season since 2010.
- Produced his second interception of the season in Week 17 vs. Green Bay (12/29/19).
- Recorded a career-high six solo tackles in Week 13 vs. Chicago (11/28/19).
- Recorded a career-high two pass defenses and his first-career interception, in Week 12 at Washington (11/24/19).
- Notched his first-career tackle in Week 11 vs. Dallas (11/17/19).
- Joined the Lions after being selected in the fifth round (146th overall) in the 2019 NFL Draft.

AMARI ORUWARIYE'S NFL REGULAR SEASON DEFENSIVE STATISTICS

DATE	TEAM	GP	GS	TT	S	A	TACKLES					INTERCEPTIONS					O. FUMB					ST				
							TFL	YDS	SK	YDS	QBH	NO	YDS	LG	TD	PD	FF	FR	TD	YDS	TT	S	A	FF	FR	
2019	DET	9	2	18	17	1	0	0	0.0	0.0	0	2	0	0	0	3	0	0	0	0	1	1	0	0	0	
2020	DET	16	15	53	45	8	1	6	0.0	0.0	0	1	0	0	7	0	0	0	0	0	0	0	0	0		
2021	DET	14	14	57	44	13	2	4	0.0	0.0	0	6	73	50	0	11	0	1	0	0	0	0	0	0		
TOTALS		39	31	128	106	22	3	10	0.0	0.0	0	9	73	50	0	21	0	1	0	0	1	1	0	0		



AMANI ORUWARIYE'S SINGLE-GAME HIGHS: DEFENSIVE

Total Tackles	9 at Minnesota Vikings, Oct 10, 2021	Tackles For Loss	1 vs. Minnesota Vikings, Dec 05, 2021
Solo Tackles	7 vs. Minnesota Vikings, Dec 05, 2021		...2 more at 1.
Pass Defenses	2 vs. Arizona Cardinals, Dec 19, 2021	Interceptions	1 vs. Arizona Cardinals, Dec 19, 2021
	...5 more at 2.		...8 more at 1.
Fumble Recoveries	1 at Pittsburgh Steelers, Nov 14, 2021	Interception Return Yards	50 vs. Arizona Cardinals, Dec 19, 2021
		Special Teams Tackles	1 vs. Chicago Bears, Nov 28, 2019

AMANI ORUWARIYE'S 2021 GXG REGULAR-SEASON STATISTICS (DET)

DATE	OPP	P/S	TACKLES								INTERCEPTIONS					O. FUMB				ST					MISC		
			TT	S	A	SK	YDS	TFL	YDS	QBH	NO	YDS	LG	TD	PD	FF	FR	TD	YDS	TT	S	A	FF	FR	S	A	
09/12	SF	S	1	1	0	0.0	0.0	0	0	0	0	0	0	0	0	1	0	0	0	0	0	0	0	0	0	0	0
09/20	at GB	S	0	0	0	0.0	0.0	0	0	0	0	0	0	0	0	0	0	0	0	0	0	0	0	0	0	0	
09/26	BAL	S	4	3	1	0.0	0.0	0	0	0	1	0	0	0	1	0	0	0	0	0	0	0	0	0	0	0	
10/03	at CHI	S	6	3	3	0.0	0.0	0	0	0	1	0	0	0	1	0	0	0	0	0	0	0	0	0	0	0	
10/10	at MIN	S	9	6	3	0.0	0.0	0	0	0	0	0	0	0	0	0	0	0	0	0	0	0	0	0	0	0	
10/17	CIN	S	2	1	1	0.0	0.0	0	0	0	1	18	18	0	1	0	0	0	0	0	0	0	0	0	0	0	
10/24	at LAR	S	3	2	1	0.0	0.0	0	0	0	0	0	0	0	0	0	0	0	0	0	0	0	0	0	0	0	
10/31	PHI	S	4	4	0	0.0	0.0	0	0	0	0	0	0	0	0	0	0	0	0	0	0	0	0	0	0	0	
11/14	at PIT	S	7	5	2	0.0	0.0	1	2	0	0	0	0	0	2	0	1	0	0	0	0	0	0	0	0	0	
11/21	at CLE	S	5	5	0	0.0	0.0	0	0	0	1	5	5	0	1	0	0	0	0	0	0	0	0	0	0	0	
11/25	CHI	S	3	2	1	0.0	0.0	0	0	0	1	0	0	0	2	0	0	0	0	0	0	0	0	0	0	0	
12/05	MIN	S	7	7	0	0.0	0.0	1	2	0	0	0	0	0	0	0	0	0	0	0	0	0	0	0	0	0	
12/12	at DEN	S	1	1	0	0.0	0.0	0	0	0	0	0	0	0	0	0	0	0	0	0	0	0	0	0	0	0	
12/19	ARI	S	5	4	1	0.0	0.0	0	0	0	1	50	50	0	2	0	0	0	0	0	0	0	0	0	0	0	
12/26	at ATL										INJURED RESERVE																
01/02	at SEA										INJURED RESERVE																
01/09	GB										INJURED RESERVE																
2021 TTL	14-14		57	44	13	0.0	0.0	2	4	0	6	73	50	0	11	0	1	0	0	0	0	0	0	0	0	0	





41

A.J. PARKER

Complete, comprehensive bios are available on NFL.com

POSITION: Cornerback
NFL/LIONS YEARS: 2 / 2
HEIGHT/WEIGHT: 5-11 / 185
HOMETOWN: Bartlesville, Okla.
COLLEGE: Kansas State
ACQUIRED: UDFA '21

CAREER HIGHLIGHTS

- 🦋 Signed with the Lions as an undrafted free agent following the 2021 NFL Draft.
- 🦋 Posted his first-career interception at Cleveland (11/21/21).
- 🦋 Made his NFL debut Week 1 vs. San Francisco (9/12/21), where he recorded his first-career tackle.

COLLEGE

Played four seasons (2017-20) at Kansas State, producing career totals of 145 tackles, 17 pass defenses, 8.5 tackles for loss and six interceptions in 33 starts.

2020: Tallied 40 total tackles, four pass defenses, 3.5 tackles and one interception.

- 🦋 Had a 37-yard interception return for a touchdown against TCU on Oct. 10, helping K-State to a seven-point victory. He earned the Big 12 Defensive Player of the Week following his performance.

2019: Recorded 28 total tackles, four pass defenses, three interceptions and 2.5 tackles for loss.

- 🦋 Honorable Mention All-Big 12
- 🦋 Led the team with three interceptions on the season.
- 🦋 Registered his first pick of the season on K-State's first defensive play of the year against Nicholls.

2018: Registered 53 total tackles, six pass defenses, two interceptions and 1.0 tackle for loss.

2017: Logged 24 total tackles, three pass defenses and 1.5 tackles for loss.

2016: Redshirted.

PERSONAL

- 🦋 Attended Bartlesville (Okla.) High School.
- 🦋 Named to the *USA Today* Sports/American Family Insurance All-USA Oklahoma team as a defensive back in 2015.
- 🦋 Earned all-area honors as a three-year starter in basketball.
- 🦋 Participated in track and field and placed third in the state meet in the high jump as a sophomore and junior.



A.J. PARKER'S NFL REGULAR SEASON DEFENSIVE STATISTICS

DATE	TEAM	GP	GS	TT	TACKLES							INTERCEPTIONS					O. FUMB					ST					MISC						
					S	A	TFL	YDS	SK	YDS	QBH	NO	YDS	LG	TD	PD	FF	FR	TD	YDS	TT	S	A	FF	FR	S	A						
2021	DET	13	7	50	39	11	1	2	0.0	0.0	0	1	0	0	0	7	1	0	0	0	0	0	0	0	0	0	0	0	0	0	0	0	0
TOTALS		13	7	50	39	11	1	2	0.0	0.0	0	1	0	0	0	7	1	0	0	0	0	0	0	0	0	0	0	0	0	0	0	0	



A.J. PARKER'S SINGLE-GAME HIGHS: DEFENSIVE

Total Tackles 7 at Minnesota Vikings, Oct 10, 2021

Forced Fumbles 1 vs. Green Bay Packers, Jan 09, 2022

Solo Tackles 6 vs. Arizona Cardinals, Dec 19, 2021

Tackles For Loss 1 at Minnesota Vikings, Oct 10, 2021

Pass Defenses 2 vs. Arizona Cardinals, Dec 19, 2021

Interceptions 1 at Cleveland Browns, Nov 21, 2021

A.J. PARKER'S 2021 GXG REGULAR-SEASON STATISTICS (DET)

DATE	OPP	P/S	TACKLES								INTERCEPTIONS					O. FUMB				ST					MISC	
			TT	S	A	SK	YDS	TFL	YDS	QBH	NO	YDS	LG	TD	PD	FF	FR	TD	YDS	TT	S	A	FF	FR	S	A
09/12	SF	P	2	1	1	0.0	0.0	0	0	0	0	0	0	0	0	0	0	0	0	0	0	0	0	0	0	0
09/20	at GB	S	4	4	0	0.0	0.0	0	0	0	0	0	0	0	0	0	0	0	0	0	0	0	0	0	0	
09/26	BAL	P	3	3	0	0.0	0.0	0	0	0	0	0	0	0	0	0	0	0	0	0	0	0	0	0	0	
10/03	at CHI	P	2	2	0	0.0	0.0	0	0	0	0	0	0	0	0	0	0	0	0	0	0	0	0	0	0	
10/10	at MIN	S	7	6	1	0.0	0.0	1	2	0	0	0	0	0	0	0	0	0	0	0	0	0	0	0	0	
10/17	CIN	P	5	3	2	0.0	0.0	0	0	0	0	0	0	0	0	0	0	0	0	0	0	0	0	0	0	
10/24	at LAR	S	4	2	2	0.0	0.0	0	0	0	0	0	0	0	1	0	0	0	0	0	0	0	0	0	0	
10/31	PHI		INACTIVE																							
11/14	at PIT	S	6	4	2	0.0	0.0	0	0	0	0	0	0	0	1	0	0	0	0	0	0	0	0	0	0	
11/21	at CLE	P	2	1	1	0.0	0.0	0	0	0	1	0	0	0	1	0	0	0	0	0	0	0	0	0	0	
11/25	CHI		INJURED RESERVE																							
12/05	MIN		INJURED RESERVE																							
12/12	at DEN		INJURED RESERVE																							
12/19	ARI	S	6	6	0	0.0	0.0	0	0	0	0	0	0	2	0	0	0	0	0	0	0	0	0	0	0	
12/26	at ATL	P	2	1	1	0.0	0.0	0	0	0	0	0	0	1	0	0	0	0	0	0	0	0	0	0	0	
01/02	at SEA	S	4	3	1	0.0	0.0	0	0	0	0	0	0	0	0	0	0	0	0	0	0	0	0	0	0	
01/09	GB	S	3	3	0	0.0	0.0	0	0	0	0	0	0	1	1	0	0	0	0	0	0	0	0	0	0	
2021 TTL		13-7	50	39	11	0.0	0.0	1	2	0	1	0	0	0	7	1	0	0	0	0	0	0	0	0	0	





93

JOSH PASCHAL

(PASS-skull)

ACTIVE/PUP

Complete, comprehensive bios are available on NFL.com

POSITION: Defensive Lineman

NFL/LIONS YEARS: Rookie / 1

HEIGHT/WEIGHT 6-3 / 274

HOMETOWN: Prince George's County, Md.

COLLEGE: Kentucky

ACQUIRED: D-2 '22

CAREER HIGHLIGHTS

- Joined the Lions as a second-round selection (46th overall) in the 2022 NFL Draft out of Kentucky.
- Became the first defensive player from Kentucky to ever be drafted by the Lions.
- Along with Aidan Hutchinson, Paschal's draft selection marked the first time since 1992 that Detroit has selected edge rushers with a first and second round pick of a given Draft.

COLLEGE

Played five seasons at Kentucky (2017-21), producing 137 total tackles, 37.0 tackles for loss, 13.0 sacks, one interception and one forced fumble in his NCAA career. He left Kentucky as the only full-time, three-time team captain in program history (2019-21). His 37.0 tackles for loss rank as the third-most in UK history.

2021: Recorded 52 total tackles, 15.0 tackles for loss, 5.0 sacks and one forced fumble.

- Jason Witten Collegiate Man of the Year.
- First-Team All-SEC.
- Ranked second in the SEC with 15.0 tackles for loss.
- Earned a 90.0 overall PFF grade, while his 31 run stops tied for ninth among FBS edge rushers, per PFF.

2020: Registered 32 total tackles, 6.5 tackles for loss, 1.0 sack and one interception.

2019: Logged 34 total tackles, 9.5 tackles for loss, 3.5 sacks and two forced fumbles.

2018: Combined for three tackles and 1.0 tackles for loss in two games played.

2017: Had 16 total tackles, 3.5 tackles for loss and 3.5 sacks as a freshman.

PERSONAL

- Prepped at Our Lady of Good Counsel High School in Olney, Md.
- Son of Clayton and LaTauna Paschal.
- His older brother, Travaughn, was a linebacker at Kentucky from 2011-14.
- In 2018, a malignant melanoma lesion was discovered on his foot, and he immediately underwent cancer treatment. He was able to overcome his cancer diagnosis and return for the team's final two regular season games that season.





6

RILEY PATTERSON

Complete, comprehensive bios are available on NFL.com

POSITION: Kicker

NFL/LIONS YEARS: 2 / 2

HEIGHT/WEIGHT 6-0 / 190

HOMETOWN: Edwardsville, Ill.

COLLEGE: Memphis

ACQUIRED: FA '21

CAREER HIGHLIGHTS

- 🦁 **NFC Special Teams Player of the Week:** 2021 (Week 15)
- 🦁 Recorded a 92.9 field goal percentage in 2021, the highest by a rookie kicker in franchise history (min. 10 attempts).
- 🦁 Converted 10-straight field goals to start his career in 2021, the most consecutive field goals made to begin a career with the Lions.
- 🦁 Produced four games with 10-or-more points in 2021, the most by a rookie kicker in Lions history.
- 🦁 Became the first Lions rookie kicker to convert three field goals in a game since Jason Hanson in 1992, doing so vs. Minnesota (12/5/21).
- 🦁 Became the fifth Lions rookie kicker to score 12 points in a game and the first since Jason Hanson in 1992 vs. Arizona (12/19/21).
- 🦁 Joined the Lions after being signed off of the New England Patriots practice squad, where he spent four weeks with the team.

COLLEGE

Played four seasons at Memphis, where he went 64-83 (77.1%) on field-goal attempts with a career-long of 56 yards and went 240-246 (97.6%) on point-after tries, accruing 432 points. Patterson ranks second in Memphis history in field-goal percentage (77.1%) and points (432). He also ranks third in program history in field-goals made (64) and field-goals attempted (83).

2020: Played in all 11 games his senior season. Named to the Lou Groza Award Watch List, which is awarded to the nation's best place-kicker. Was 15-22 (68.2%) on field-goal attempts and 36-37 (97.3%) on point-after tries, tallying 81 points.

2019: Appeared in all 14 games in his junior season. Earned an AAC All-Conference First-Team nomination and named to the Lou Groza Award Watch List. Went 23-25 (92.0%) on field-goal attempts and 65-66 (98.5%) on point-after tries, accruing 134 points. He made six field goals against Penn State in the Cotton Bowl, which is a bowl game record.

2018: Played in all 14 games in his sophomore season. Was 15-20 (75.0%) on field-goal attempts and 76-79 (96.2%) on point-after tries, tallying 121 points.

2017: Appeared in all 13 games in his freshman season. Went 11-16 (68.8%) on field-goal attempts and 63-64 (98.4%) on point-after tries, accruing 96 points.

PERSONAL

- 🦁 Attended Edwardsville (Ill.) High School, where he earned First-Team All-Southwestern Conference honors and named to the St. Louis Post-Dispatch All-Metro Third-Team in 2016.
- 🦁 Ranked as the fourth-best kicker in the 2017 high school recruiting class by Kohl's Kicking and Punting.
- 🦁 Interned with St. Jude in their Sports Marketing department in the summer of 2019.
- 🦁 Son of Kevin and Tracy Patterson.





RILEY PATTERSON'S NFL REGULAR SEASON KICKING STATISTICS

YEAR	TEAM	GP	FGM	FGA	PCT	LG	XP	XPA	PCT	BLK	PTS
2021	NE	0	0	0	0.0	0	0	0	0.0	0	0
Went from New England to Detroit .											
2021	DET	7	13	14	92.9	49	16	16	100.0	0	55
2021	TOT	7	13	14	92.9	49	16	16	100.0	0	55
TOTALS		7	13	14	92.9	49	16	16	100.0	0	55



RILEY PATTERSON'S NFL REGULAR SEASON FIELD-GOAL ACCURACY STATISTICS

YEAR	TEAM	1-19	PCT	20-29	PCT	30-39	PCT	40-49	PCT	50+	PCT
2021	NE	0-0	0.0	0-0	0.0	0-0	0.0	0-0	0.0	0-0	0.0
Went from New England to Detroit .											
2021	DET	0-0	0.0	3-3	100.0	6-6	100.0	4-4	100.0	0-1	0.0
2021	TOT	0-0	0.0	3-3	100.0	6-6	100.0	4-4	100.0	0-1	0.0
TOTALS		0-0	0.0	3-3	100.0	6-6	100.0	4-4	100.0	0-1	0.0

RILEY PATTERSON'S SINGLE-GAME HIGHS: KICKER

Field Goals Made 3 vs. Green Bay Packers, Jan 09, 2022

Field Goal Attempts 3 vs. Green Bay Packers, Jan 09, 2022

Longest Field Goals Made 49 vs. Minnesota Vikings, Dec 05, 2021

Longest Field Goals Attempt 55 at Seattle Seahawks, Jan 02, 2022

PATs Made 4 vs. Green Bay Packers, Jan 09, 2022

PAT Attempts 4 vs. Green Bay Packers, Jan 09, 2022

Points 13 vs. Green Bay Packers, Jan 09, 2022

Special Teams Tackles 1 at Seattle Seahawks, Jan 02, 2022

RILEY PATTERSON'S 2021 GXG REGULAR-SEASON STATISTICS (NE/DET)

DATE	OPP	FIELD GOALS					EXTRA POINTS				
		FGM	FGA	PCT	LG	XP	XPA	PCT	BLK	PTS	
09/12	MIA										
09/19	at NYJ										
09/26	NO										
10/03	TB										
10/10	at HOU										
10/17	DAL										
10/24	NYJ										
10/31	at LAC										
11/07	at CAR										
11/14	CLE										
11/21	at CLE										
11/25	CHI	P	0	0	0.0	0	2	2	100.0	0	2
12/05	MIN	P	3	3	100.0	49	2	2	100.0	0	11
12/12	at DEN	P	1	1	100.0	36	1	1	100.0	0	4
12/19	ARI	P	3	3	100.0	47	3	3	100.0	0	12
12/26	at ATL	P	3	3	100.0	37	1	1	100.0	0	10
01/02	at SEA	P	0	1	0.0	0	3	3	100.0	0	3
01/09	GB	P	3	3	100.0	36	4	4	100.0	0	13
2021 TTL		7	13	14	92.9	49	16	16	100.0	0	55





66

DARRIN PAULO

(pow-loe)

Complete, comprehensive bios are available on NFL.com

POSITION: Tackle

NFL/LIONS YEARS: 1 / 1

HEIGHT/WEIGHT: 6-3 / 320

HOMETOWN: Sacramento, Calif.

COLLEGE: Utah

ACQUIRED: FA '22

CAREER HIGHLIGHTS

- Has spent time with the New Orleans Saints, Denver Broncos and Detroit Lions since entering the NFL as an undrafted free agent out of Utah in 2020.

COLLEGE

Played four seasons (2016-19) at Utah, playing in 53 career games. Of his 53 career games, 41 came on the offensive line and he started 40 of those contests. He was a three-time Pac-12 All-Academic selection.

2019: Started at left tackle in all 14 games.

- First-Team All-Pac-12
- Helped the Utes rank first in the Pac-12 in rushing offense (204.1)

2018: Played and started in 13 games at right tackle.

2017: Started all 13 games at right tackle.

2016: Played in all 13 games on special teams and played one snap at guard against Oregon State.

2015: Redshirted.

PERSONAL

- Attended Grant High School in Sacramento, Calif.
- Named the Offensive Lineman of the Year in the Delta Valley Conference in his junior season of high school.
- Placed second in the discus throw (184'2) at the 2014 CIF state track and field championship.
- Double-majored in economics and sociology at Utah.



DARRIN PAULO'S NFL REGULAR SEASON STATISTICS

YEAR	TEAM	GP	GS
2020	DEN	0	0
2021	DET	0	0
TOTALS		0	0



DARRIN PAULO'S 2021 GXG REGULAR-SEASON STATISTICS (DET)

DATE	OPP	P/S	
09/12	SF		PRACTICE SQUAD
09/20	at GB		PRACTICE SQUAD
09/26	BAL		PRACTICE SQUAD
10/03	at CHI		PRACTICE SQUAD
10/10	at MIN		PRACTICE SQUAD
10/17	CIN		NOT ON ROSTER
10/24	at LAR		NOT ON ROSTER
10/31	PHI		PRACTICE SQUAD
11/14	at PIT		PRACTICE SQUAD
11/21	at CLE		PRACTICE SQUAD
11/25	CHI		PRACTICE SQUAD
12/05	MIN		NOT ON ROSTER
12/12	at DEN		NOT ON ROSTER
12/19	ARI		NOT ON ROSTER
12/26	at ATL		NOT ON ROSTER
01/02	at SEA		NOT ON ROSTER
01/09	GB		PRACTICE SQUAD
2021 TTL	0-0		





83

KALIL PIMPLETON

Complete, comprehensive bios are available on NFLDMG.com

POSITION: Wide Receiver
NFL/LIONS YEARS: Rookie / 1
HEIGHT/WEIGHT 5-9 / 172
HOMETOWN: Muskegon, Mich.
COLLEGE: Central Michigan
ACQUIRED: UDFA '22

CAREER HIGHLIGHTS

- 🦋 Signed with the Lions as an undrafted rookie free agent on May 13, 2022.

COLLEGE

Played three seasons (2019-2021) at Central Michigan University as both a wide receiver and a punt return specialist. Appeared in 33 games for the Chippewas, where he tallied 170 catches for 2,131 yards (12.5 avg) and 12 touchdowns. Returned 47 kicks for 553 yards (11.8 avg).

2021: Played in 13 games for Central Michigan, leading the team with 62 receptions for 960 receiving yards (15.5 avg) and four touchdowns. Returned 16 punts for 306 total yards (19.1 avg). He was one of just four players in the nation to return two punts for touchdowns during the 2021 season. Posted five 100-yard receiving games. He also had 16 rushes for 84 yards (5.3 avg) and two touchdowns.

- 🦋 Mid-American Conference Special Teams Player of the Year.
- 🦋 Selected to the All-MAC First Team as both a wide receiver and a punt return specialist.
- 🦋 Phil Steele's All-MAC First Team as both a receiver and a punt returner.

2020: Played in six games, leading CMU with 26 receptions for 277 yards (10.7 avg) and two touchdowns. Returned eight punts and two kickoffs for 81 total return yards. Had 16 rushes for 134 yards (8.4 avg) and three touchdowns. Completed 5-of-8 pass attempts for 149 yards and a touchdown. Accounted for six touchdowns in total.

- 🦋 All-MAC Second Team at wide receiver.
- 🦋 Phil Steele All-MAC as both a wide receiver and as a punt return specialist.

2019: Played in all 14 games, leading CMU with 82 receptions for 894 yards (10.9 avg) and six touchdowns. Led the MAC in both total receptions and receiving yards. Ranked sixth in program history for catches in a single season.

- 🦋 First Team All-MAC honors as both a wide receiver and punt returner.

2018: Sat out due to NCAA transfer requirements.

2017: Played in five games for Virginia Tech where he ran once for four yards.

PERSONAL

- 🦋 Attended Muskegon High School (Mich.) where he helped lead the school to a 12-2 record and state championship game appearance in 2016.
- 🦋 He won 2015 and 2016 Muskegon Chronicle Offensive Player of the Year.





57

ANTHONY PITTMAN

Complete, comprehensive bios are available on NFLDM.com

POSITION: Linebacker
NFL/LIONS YEARS: 2 / 2
HEIGHT/WEIGHT: 6-3 / 242
HOMETOWN: Birmingham, Mich.
COLLEGE: Wayne State
ACQUIRED: UDFA '19

CAREER HIGHLIGHTS

- Appeared in his first-career game in Week 17 vs. Green Bay (12/29/19). A native of Birmingham, Mich., Pittman continued the Lions' streak of having at least one Michigan native appear in a regular season game for the team every season since they moved to Detroit in 1934.
- Signed with the Detroit Lions as an undrafted rookie free agent following the 2019 NFL Draft.

COLLEGE

Appeared in 43 games (29 starts) and recorded 181 tackles (120 solo), 31.5 TFLs, 8.0 sacks and one interception.

2018: Played in 11 games and produced 76 tackles (48 solo), 11.5 TFLs and 3.0 sacks.

- Named First-Team All-GLIAC.
- Served as team captain.

2017: Appeared in 11 games and logged 63 tackles (37 solo), 12.5 TFLs, 3.5 sacks and one forced fumble.

- Named First-Team All-GLIAC.
- Served as team captain.
- Recipient of the Courtney "Cortez" Smith Award, which recognizes a member of the football program who is well-rounded, positive, cares about academics and benefits the vitality of the team.

2016: Played in 11 games and recorded 25 tackles (22 solo), 5.0 TFLs, 1.0 sack and one interception.

2015: Appeared in 10 games and registered 17 tackles (13 solo), 2.5 TFLs and 0.5 sacks.

PERSONAL

- Attended and played at Birmingham Groves High School in Beverly Hills, Mich.
- Son of Anthony Pittman and Katrina Lyman. Has one older brother, Trevell, and one younger sister, Anna.

ANTHONY PITTMAN'S NFL REGULAR SEASON DEFENSIVE STATISTICS

DATE	TEAM	GP	GS	TT	TACKLES						INTERCEPTIONS						O. FUMB					ST				MISC						
					S	A	TFL	YDS	SK	YDS	QBH	NO	YDS	LG	TD	PD	FF	FR	TD	YDS	TT	S	A	FF	FR	S	A					
2019	DET	1	0	1	0	1	0	0	0.0	0.0	1	0	0	0	0	0	0	0	0	0	0	0	0	0	0	0	0	0	0	0	0	0
2020	DET	0	0	0	0	0	0	0	0.0	0.0	0	0	0	0	0	0	0	0	0	0	0	0	0	0	0	0	0	0	0	0	0	
2021	DET	17	1	10	5	5	0	0	0.0	0.0	1	0	0	0	0	1	0	0	0	0	0	8	4	4	0	0	0	0	0	0	0	
TOTALS		18	1	11	5	6	0	0	0.0	0.0	2	0	0	0	0	1	0	0	0	0	0	8	4	4	0	0	0	0	0	0	0	



ANTHONY PITTMAN'S 2021 GXG REGULAR-SEASON STATISTICS (DET)

DATE	OPP	P/S	TACKLES								INTERCEPTIONS					O. FUMB				ST					MISC								
			TT	S	A	SK	YDS	TFL	YDS	QBH	NO	YDS	LG	TD	PD	FF	FR	TD	YDS	TT	S	A	FF	FR	S	A							
09/12	SF	P	0	0	0	0.0	0.0	0	0	0	0	0	0	0	0	0	0	0	0	0	0	0	0	0	0	0	0	0	0	0	0	0	0
09/20	at GB	P	0	0	0	0.0	0.0	0	0	0	0	0	0	0	0	0	0	0	0	0	0	0	0	0	0	0	0	0	0	0	0	0	
09/26	BAL	P	0	0	0	0.0	0.0	0	0	0	0	0	0	0	0	0	0	0	0	0	0	0	0	0	0	0	0	0	0	0	0	0	
10/03	at CHI	P	0	0	0	0.0	0.0	0	0	0	0	0	0	0	0	0	0	0	0	0	0	0	0	0	0	0	0	0	0	0	0	0	
10/10	at MIN	P	0	0	0	0.0	0.0	0	0	0	0	0	0	0	0	0	0	0	0	0	0	0	0	0	0	0	0	0	0	0	0	0	
10/17	CIN	P	0	0	0	0.0	0.0	0	0	0	0	0	0	0	0	0	0	0	0	0	0	0	0	0	1	0	1	0	0	0	0	0	
10/24	at LAR	P	0	0	0	0.0	0.0	0	0	0	0	0	0	0	0	0	0	0	0	0	0	0	0	0	0	0	0	0	0	0	0	0	
10/31	PHI	P	0	0	0	0.0	0.0	0	0	0	0	0	0	0	0	0	0	0	0	0	0	0	0	0	0	0	0	0	0	0	0	0	
11/14	at PIT	P	0	0	0	0.0	0.0	0	0	0	0	0	0	0	0	0	0	0	0	0	0	0	0	0	0	0	0	0	0	0	0	0	
11/21	at CLE	P	0	0	0	0.0	0.0	0	0	0	0	0	0	0	0	0	0	0	0	0	0	0	0	0	0	0	0	0	0	0	0	0	
11/25	CHI	P	0	0	0	0.0	0.0	0	0	0	0	0	0	0	0	0	0	0	0	0	0	0	0	0	4	3	1	0	0	0	0	0	
12/05	MIN	P	0	0	0	0.0	0.0	0	0	0	0	0	0	0	0	0	0	0	0	0	0	0	0	0	0	0	0	0	0	0	0	0	
12/12	at DEN	P	4	3	1	0.0	0.0	0	0	0	1	0	0	0	0	0	0	0	0	0	0	0	0	0	0	0	0	0	0	0	0	0	
12/19	ARI	P	1	1	0	0.0	0.0	0	0	0	0	0	0	0	0	0	0	0	0	0	0	0	0	0	0	0	0	0	0	0	0	0	
12/26	at ATL	P	5	1	4	0.0	0.0	0	0	0	0	0	0	0	0	0	0	0	0	0	0	0	0	0	0	0	0	0	0	0	0	0	
01/02	at SEA	S	0	0	0	0.0	0.0	0	0	0	0	0	0	0	0	0	0	0	0	0	0	0	0	0	0	0	0	0	0	0	0	0	
01/09	GB	P	0	0	0	0.0	0.0	0	0	0	0	0	0	0	0	0	0	0	0	0	0	0	0	0	1	0	1	0	0	0	0	0	
2021 TTL		17-1	10	5	5	0.0	0.0	0	0	1	0	0	0	0	1	0	0	0	0	0	0	0	8	4	4	0	0	0	0	0	0		





27

BOBBY PRICE

Complete, comprehensive bios are available on NFL.com

POSITION: Cornerback

NFL/LIONS YEARS: 3 / 3

HEIGHT/WEIGHT: 6-3 / 208

HOMETOWN: Virginia Beach, Va.

COLLEGE: Norfolk State

ACQUIRED: UDFA '20

CAREER HIGHLIGHTS

- Became the second cornerback in franchise history to record a reception, where he caught a 17-yard pass from a fake punt at the Los Angeles Rams (10/24/21).
- Made his first-career start in Week 3 vs. Baltimore (9/26/21) and recorded three pass defenses.
- A member of the Lions practice squad in 2020, he was signed to the active roster prior to the season finale.
- Joined the Lions' secondary after agreeing to terms with Detroit as an undrafted rookie free agent following the 2020 NFL Draft.

COLLEGE

Played in 42 career games (37 starts) and logged 229 tackles, 30 pass defenses, 8.0 tackles for loss and seven interceptions at Norfolk State.

- 2019 Second-Team All-MEAC.
- Logged a career-high 73 tackles in 2019.
- 2018 Third-Team All-MEAC.

PERSONAL

- Attended Bishop Sullivan Catholic High School in Virginia Beach, Va., and starred in football and track & field.
- Was the indoor and outdoor state champion in the high jump as a senior in high school, while also winning the state outdoor championship in the long jump.
- Participated in indoor and outdoor track & field at Norfolk State as a junior, winning the MEAC title with a long jump of 25 feet, 10.25 inches, qualifying him for the NCAAs.



BOBBY PRICE'S NFL REGULAR SEASON DEFENSIVE STATISTICS

DATE	TEAM	GP	GS	TT	S	A	TFL	TACKLES			QBH	INTERCEPTIONS				O. FUMB				ST		MISC				
								YDS	SK	YDS		NO	YDS	LG	TD	PD	FF	FR	TD	YDS	TT	S	A	FF	FR	S
2020	DET	2	0	0	0	0	0	0	0.0	0.0	0	0	0	0	0	0	0	0	0	0	1	1	0	0	0	0
2021	DET	15	2	12	8	4	0	0	0.0	0.0	0	0	0	0	0	3	0	0	0	0	6	4	2	0	0	0
TOTALS		17	2	12	8	4	0	0	0.0	0.0	0	0	0	0	0	3	0	0	0	0	7	5	2	0	0	0



BOBBY PRICE'S 2021 GXG REGULAR-SEASON STATISTICS (DET)

DATE	OPP	P/S	TACKLES								INTERCEPTIONS					O. FUMB				ST					MISC		
			TT	S	A	SK	YDS	TFL	YDS	QBH	NO	YDS	LG	TD	PD	FF	FR	TD	YDS	TT	S	A	FF	FR	S	A	
09/12	SF	P	0	0	0	0.0	0.0	0	0	0	0	0	0	0	0	0	0	0	0	0	0	0	0	0	0	0	
09/20	at GB	P	3	3	0	0.0	0.0	0	0	0	0	0	0	0	0	0	0	0	0	0	0	0	0	0	0	0	
09/26	BAL	S	2	2	0	0.0	0.0	0	0	0	0	0	0	0	3	0	0	0	0	0	0	0	0	0	0	0	
10/03	at CHI	S	5	3	2	0.0	0.0	0	0	0	0	0	0	0	0	0	0	0	0	0	0	0	0	0	0	0	
10/10	at MIN	P	1	0	1	0.0	0.0	0	0	0	0	0	0	0	0	0	0	0	0	0	1	1	0	0	0	0	
10/17	CIN	P	0	0	0	0.0	0.0	0	0	0	0	0	0	0	0	0	0	0	0	1	1	0	0	0	0	0	
10/24	at LAR	P	0	0	0	0.0	0.0	0	0	0	0	0	0	0	0	0	0	0	0	0	0	0	0	0	0	0	
10/31	PHI	P	1	0	1	0.0	0.0	0	0	0	0	0	0	0	0	0	0	0	0	1	0	1	0	0	0	0	
11/14	at PIT	P	0	0	0	0.0	0.0	0	0	0	0	0	0	0	0	0	0	0	0	0	0	0	0	0	0	0	
11/21	at CLE	P	0	0	0	0.0	0.0	0	0	0	0	0	0	0	0	0	0	0	0	1	1	0	0	0	0	0	
11/25	CHI	P	0	0	0	0.0	0.0	0	0	0	0	0	0	0	0	0	0	0	0	0	0	0	0	0	0	0	
12/05	MIN		INACTIVE																								
12/12	at DEN		RESERVE/COVID-19																								
12/19	ARI	P	0	0	0	0.0	0.0	0	0	0	0	0	0	0	0	0	0	0	0	0	0	0	0	0	0	0	
12/26	at ATL	P	0	0	0	0.0	0.0	0	0	0	0	0	0	0	0	0	0	0	0	0	0	0	0	0	0	0	
01/02	at SEA	P	0	0	0	0.0	0.0	0	0	0	0	0	0	0	0	0	0	0	0	2	1	1	0	0	0	0	
01/09	GB	P	0	0	0	0.0	0.0	0	0	0	0	0	0	0	0	0	0	0	0	0	0	0	0	0	0	0	
2021 TTL	15-2		12	8	4	0.0	0.0	0	0	0	0	0	0	0	3	0	0	0	0	6	4	2	0	0	0	0	





77

FRANK RAGNOW

Complete, comprehensive bios are available on NFL.com

POSITION: Center

NFL/LIONS YEARS: 5 / 5

HEIGHT/WEIGHT: 6-5 / 309

HOMETOWN: Victoria, Minn.

COLLEGE: Arkansas

ACQUIRED: D-1 '18

CAREER HIGHLIGHTS

- 🦁 **Pro Bowl:** 2020
- 🦁 **2020 AP Second-Team All-Pro**
- 🦁 Earned a Pro Football Focus overall grade of 86.7 and a run-blocking grade of 90.2 in 2021.
- 🦁 Became only the fourth Lions center to make a Pro Bowl and the first since 1997 in 2020. He was not responsible for a sack, did not commit a false start and only had two penalties on the season.
- 🦁 Started in 15 games of the 2019 season as part of an offensive line that helped block for Lions QBs as they passed for the eighth-most passing yards (4,187) in the NFL.
- 🦁 Helped the Lions rush for 100-plus yards in four-consecutive games (11/11-12/16/18) for the first time since 2015.
- 🦁 Assisted the Lions running game as they ran for 248 yards as a team at Miami (10/21/18), the most since 1997.
- 🦁 Helped pave the way for RB Kerryon Johnson to record 101 rushing yards in Week 3 against the Patriots (9/30/18), marking the Lions' first 100-yard rusher since 2013.
- 🦁 Played in every offensive snap in his NFL debut against the New York Jets on Sept. 10, 2018.
- 🦁 Joined the Lions as a first-round pick (20th overall) in the 2018 NFL Draft.

COLLEGE

Played in 42 games for the Razorbacks, holding a key role in the offense as a three-year starter along the interior offensive line and a team captain his senior year.

2017: Started seven games before missing the rest of the season with an ankle injury.

- 🦁 Named Second-Team All-SEC.
- 🦁 Named Third-Team All-American.

2016: Started all 13 games, 12 at center. Helped RB Rawleigh Williams rush for 1,360 yards and QB Austin Allen throw for 3,430 yards on the season.

- 🦁 Named Second-Team All-SEC.

2015: Started all 13 games at guard, helping RB Alex Collins rush for over 1,500 yards.

2014: Appeared in nine games as a true freshman, helping RB Alex Collins and Jonathan Williams rush for over 1,000 yards each.

PERSONAL

- 🦁 Graduated from Arkansas with a degree in recreation and sport management.
- 🦁 Attended Chanhassen (Minn.) High School.
- 🦁 Has his own YouTube channel, Grizzly Man Outdoors, where he and brother, Jack, hunt, fish and explore the outdoors. The pair aspire to have their own fishing show one day.





FRANK RAGNOW'S NFL REGULAR SEASON STATISTICS

YEAR	TEAM	GP	GS
2018	DET	16	16
2019	DET	15	15
2020	DET	14	14
2021	DET	4	4
TOTALS		49	49

FRANK RAGNOW'S 2021 GXG REGULAR-SEASON STATISTICS (DET)

DATE	OPP	P/S	
09/12	SF	S	
09/20	at GB	S	
09/26	BAL	S	
10/03	at CHI	S	
10/10	at MIN		INJURED RESERVE
10/17	CIN		INJURED RESERVE
10/24	at LAR		INJURED RESERVE
10/31	PHI		INJURED RESERVE
11/14	at PIT		INJURED RESERVE
11/21	at CLE		INJURED RESERVE
11/25	CHI		INJURED RESERVE
12/05	MIN		INJURED RESERVE
12/12	at DEN		INJURED RESERVE
12/19	ARI		INJURED RESERVE
12/26	at ATL		INJURED RESERVE
01/02	at SEA		INJURED RESERVE
01/09	GB		INJURED RESERVE
2021 TTL		4-4	





11

KALIF RAYMOND

(CAH-leaf)

Complete, comprehensive bios are available on NFL.com

POSITION: Wide Receiver
NFL/LIONS YEARS: 6 / 2
HEIGHT/WEIGHT: 5-8 / 180
HOMETOWN: Lawrenceville, Ga.
COLLEGE: Holy Cross
ACQUIRED: UFA-'21

CAREER HIGHLIGHTS

- Appeared in 16 games (14 starts) for the Lions in 2021, recording career highs with 48 receptions for 576 yards (12.0 avg.) and four touchdowns along with 236 punt return yards and 28 rushing yards, producing 840 all-purpose yards on the season.
- Produced two 100-yard receiving games in 2021 and one multi-touchdown game.
- Ranked fourth in the NFL with an 11.2 punt return average in 2021 (20 attempt minimum), tied for the fourth-longest punt return (48 yards) and ranked seventh in punt return yards (236).
- Caught a 45-yard touchdown for Tennessee in the 2019 Divisional Round at Baltimore (Jan. 11, 2020).



KALIF RAYMOND'S NFL REGULAR SEASON RUSHING/RECEIVING STATISTICS

YEAR	TEAM	GP	GS	RECEIVING					RUSHING				
				NO	YDS	AVG	LG	TD	NO	YDS	AVG	LG	TD
2016	DEN	4	0	0	0	0.0	0	0	0	0	0.0	0	0
2017	NYJ	2	0	0	0	0.0	0	0	0	0	0.0	0	0
Went from N.Y. Jets to N.Y. Giants .													
2017	NYG	6	0	1	12	12.0	12	0	1	-1	-1.0	-1	0
2017	TOT	8	0	1	12	12.0	12	0	1	-1	-1.0	0	0
2018	TEN	0	0	0	0	0.0	0	0	0	0	0.0	0	0
2019	TEN	8	1	9	170	18.9	52	1	1	-5	-5.0	-5	0
2020	TEN	15	3	9	187	20.8	61	0	1	-3	-3.0	-3	0
2021	DET	16	14	48	576	12.0	75t	4	4	28	7.0	13	0
TOTALS		51	18	67	945	14.1	75T	5	7	19	2.7	13	0



KALIF RAYMOND'S NFL POSTSEASON RUSHING/RECEIVING STATISTICS

YEAR	TEAM	GP	GS	RECEIVING					RUSHING				
				NO	YDS	AVG	LG	TD	NO	YDS	AVG	LG	TD
2019	TEN	2	0	1	45	45.0	45t	1	0	0	0.0	0	0
2020	TEN	1	0	0	0	0.0	0	0	0	0	0.0	0	0
TOTALS		3	0	1	45	45.0	45T	1	0	0	0.0	0	0





KALIF RAYMOND'S NFL REGULAR SEASON RETURN STATISTICS

YEAR	TEAM	KICKOFF RETURNS					PUNT RETURNS					
		RET	YDS	AVG	LG	TD	NO	FC	YDS	AVG	LG	TD
2016	DEN	6	137	22.8	40	0	11	9	111	10.1	25	0
2017	NYJ	3	85	28.3	40	0	5	3	38	7.6	25	0
2017	NYG	11	186	16.9	24	0	13	6	61	4.7	17	0
2017	TOT	14	271	19.4	40	0	18	9	99	5.5	25	0
2018	TEN	0	0	0.0	0	0	0	0	0	0.0	0	0
2019	TEN	18	403	22.4	45	0	4	7	45	11.3	14	0
2020	TEN	15	275	18.3	30	0	23	11	208	9.0	40	0
2021	DET	0	0	0.0	0	0	21	15	236	11.2	48	0
TOTALS		53	1,086	20.5	45	0	77	51	699	9.1	48	0

Went from N.Y. Jets to N.Y. Giants.



KALIF RAYMOND'S NFL POSTSEASON RETURN STATISTICS

YEAR	TEAM	KICKOFF RETURNS					PUNT RETURNS					
		RET	YDS	AVG	LG	TD	NO	FC	YDS	AVG	LG	TD
2019	TEN	4	68	17.0	22	0	1	2	9	9.0	9	0
2020	TEN	0	0	0.0	0	0	2	0	8	4.0	6	0
TOTALS		4	68	17.0	22	0	3	2	17	5.7	9	0

KALIF RAYMOND'S 2021 GXG REGULAR-SEASON STATISTICS (DET)

DATE	OPP	P/S	RECEIVING					RUSHING				
			NO	YDS	AVG	LG	TD	NO	YDS	AVG	LG	TD
09/12	SF	S	3	50	16.7	25	0	1	9	9.0	9	0
09/20	at GB	S	2	18	9.0	10	0	0	0	0.0	0	0
09/26	BAL	S	6	68	11.3	22	0	0	0	0.0	0	0
10/03	at CHI	S	3	46	15.3	25t	2	0	0	0.0	0	0
10/10	at MIN	S	0	0	0.0	0	0	0	0	0.0	0	0
10/17	CIN	S	6	37	6.2	10	0	0	0	0.0	0	0
10/24	at LAR	S	6	115	19.2	37	0	1	1	1.0	1	0
10/31	PHI	S	0	0	0.0	0	0	0	0	0.0	0	0
11/14	at PIT	S	4	29	7.3	12	0	0	0	0.0	0	0
11/21	at CLE	S	0	0	0.0	0	0	0	0	0.0	0	0
11/25	CHI	S	3	16	5.3	17	0	0	0	0.0	0	0
12/05	MIN	S	2	33	16.5	24	0	0	0	0.0	0	0
12/12	at DEN	P	4	31	7.8	9	1	0	0	0.0	0	0
12/19	ARI	S	2	20	10.0	15	0	0	0	0.0	0	0
12/26	at ATL	P	3	12	4.0	6	0	1	5	5.0	5	0
01/02	at SEA											
01/09	GB	S	4	101	25.3	75t	1	1	13	13.0	13	0
2021 TTL	16-14		48	576	12.0	75t	4	4	28	7.0	13	0

RESERVE/COVID-19





46

CRAIG REYNOLDS

Complete, comprehensive bios are available on NFL.com

POSITION: Running Back

NFL/LIONS YEARS: 3 / 2

HEIGHT/WEIGHT 5-11 / 216

HOMETOWN: Willow Grove, Pa.

COLLEGE: Kutztown

ACQUIRED: FA-21

CAREER HIGHLIGHTS

- ✦ Appeared in five games (two starts) for Detroit in 2021, rushing 55 times for 230 yards (4.2 avg.) and adding seven receptions for 52 yards (7.4 avg.).
- ✦ Joined RB Billy Sims (1980) as the only players in franchise history to rush for 80-or-more yards in each of their first two games for Detroit, while his 195 rushing yards through his first two games as a Lion rank as the second-most.
- ✦ His 195 rushing yards over Weeks 14-15 of the 2021 NFL season ranked as the second-most in that span, while his 171 rushing yards after contact led the League in that window.
- ✦ His 112 rushing yards vs. Arizona in Week 15 are the second-most an undrafted player has had for Detroit in a single game.

COLLEGE

Played in four seasons with the Kutztown Golden Bears. Reynolds appeared in 41 games, where he holds the school record for rushing touchdowns (34), rushing yards in a game (261), and all-purpose yards in a game (345).

2018: Started in 11 games for the Golden Bears in his redshirt senior season, where he was named the team's MVP. Earned a First-Team All-PSAC nomination for the third season in a row. Tallied 172 carries for 823 yards (4.8 avg) and 15 touchdowns. Caught 40 passes for 472 yards (11.8 avg) and three touchdowns. Voted team captain for the second year in a row.

2017: Started in 8 games before an injury shortened his redshirt junior season. Named to the All-PSAC First Team for the second year in a row. Carried the ball for 109 carries for 456 yards (4.2 avg) and four touchdowns. Caught 29 passes for 410 yards (14.1 avg) and five touchdowns. Voted team captain.

2016: Appeared in 11 games (10 starts) for the Golden Bears in his redshirt sophomore season. Named to the All-PSAC First Team. Tallied 185 carries for 1,189 yards (6.4 avg), which led the PSAC in rushing yards and was fourth in rushing touchdowns (14). Named to the All-PSAC First Team.

2015: Played in 11 games (five starts) in his redshirt freshman year. Tallied 30 carries for 182 yards (6.1 avg) and two touchdowns. Caught 59 passes for 494 yards (8.4 avg) and one touchdown.

2014: Redshirted his freshman season.

PERSONAL

- ✦ Attended Abington (Pa.) High School.
- ✦ Majored in business administration at Kutztown.





CRAIG REYNOLDS' NFL REGULAR SEASON RUSHING/RECEIVING STATISTICS

YEAR	TEAM	RUSHING								RECEIVING				
		GP	GS	NO	YDS	AVG	LG	TD	NO	YDS	AVG	LG	TD	
2019	WAS	3	0	0	0	0.0	0	0	0	0	0.0	0	0	
Went from Washington to Atlanta .														
2019	ATL	0	0	0	0	0.0	0	0	0	0	0.0	0	0	
2019	TOT	3	0	0	0	0.0	0	0	0	0	0.0	0	0	
2020	ATL	0	0	0	0	0.0	0	0	0	0	0.0	0	0	
Went from Atlanta to Jacksonville .														
2020	JAX	2	0	1	4	4.0	4	0	1	3	3.0	3	0	
2020	TOT	2	0	1	4	4.0	4	0	1	3	3.0	3	0	
2021	DET	5	2	55	230	4.2	35	0	7	52	7.4	14	0	
TOTALS		10	2	56	234	4.2	35	0	8	55	6.9	14	0	

CRAIG REYNOLDS' SINGLE-GAME HIGHS: RUSHING/RECEIVING

Rush Attempts	26 vs. Arizona Cardinals, Dec 19, 2021	Receiving Yards	22 at Atlanta Falcons, Dec 26, 2021
Rushing Yards	112 vs. Arizona Cardinals, Dec 19, 2021	Receiving Average	7.3 at Atlanta Falcons, Dec 26, 2021
Rushing Average	7.6 at Denver Broncos, Dec 12, 2021	Longest Receptions	14 at Atlanta Falcons, Dec 26, 2021
Longest Runs	35 at Denver Broncos, Dec 12, 2021	All-Purpose Yards	117 vs. Arizona Cardinals, Dec 19, 2021
Receptions	3 at Atlanta Falcons, Dec 26, 2021	Special Teams Tackles	1 vs. Green Bay Packers, Jan 09, 2022

CRAIG REYNOLDS' 2021 GXG REGULAR-SEASON STATISTICS (DET)

DATE	OPP	P/S	RUSHING					RECEIVING					
			NO	YDS	AVG	LG	TD	NO	YDS	AVG	LG	TD	
09/20	at GB												
09/26	BAL												
10/03	at CHI												
10/10	at MIN												
10/17	CIN												
10/24	at LAR												
10/31	PHI												
11/14	at PIT												
11/21	at CLE												
11/25	CHI												
12/05	MIN												
12/12	at DEN	P	11	83	7.5	35	0	2	16	8.0	14	0	
12/19	ARI	S	26	112	4.3	27	0	1	5	5.0	5	0	
12/26	at ATL	P	11	29	2.6	5	0	3	22	7.3	14	0	
01/02	at SEA	P	4	4	1.0	3	0	1	9	9.0	9	0	
01/09	GB	S	3	2	0.7	6	0	0	0	0.0	0	0	
2021 TTL		5-2	55	230	4.2	35	0	7	52	7.4	14	0	





8

JOSH REYNOLDS

Complete, comprehensive bios are available on NFL.com

POSITION: Wide Receiver

NFL/LIONS YEARS: 6 / 2

HEIGHT/WEIGHT: 6-3 / 194

HOMETOWN: San Antonio, Texas

COLLEGE: Texas A&M

ACQUIRED: W-TEN '21

CAREER HIGHLIGHTS

- ✦ Appeared in seven games (five starts) for the Lions in 2021 after being acquired via waivers. He caught 19 passes for 306 yards (16.1 avg.) and two touchdowns in that span.
- ✦ Produced 50-or-more receiving yards in four-straight games (Weeks 12-15) for the first time of his career in 2021.
- ✦ Tallied career highs in receptions (52) and receiving yards (618) in his final season with the Rams in 2020.
- ✦ Caught a career-high five touchdowns in 2018 en route to a Super Bowl LIII appearance with the Rams.
- ✦ Started in Super Bowl LIII for the Los Angeles Rams, catching three passes for 28 yards (9.3 avg).

COLLEGE

Played three seasons at Texas A&M after spending his freshman season at Tyler Junior College. In his career with the Aggies, he amassed 164 receptions for 2,788 yards (17.0 avg) and 30 touchdowns. His 30 touchdowns rank second all-time in program history, and his 2,788 receiving yards rank fourth all-time.

2016 (Texas A&M): Played in 13 games in his senior season. Produced 61 receptions for 1,039 yards (17.0 avg) and 12 touchdowns.

2015 (Texas A&M): Appeared in 12 games. Tallied 51 catches for 907 yards (17.8 avg) and five touchdowns in his junior season.

2014 (Texas A&M): Appeared in 13 games for Texas A&M after transferring from Tyler Junior college after his freshman year. Compiled 52 catches for 842 yards (16.2 avg) and 13 touchdowns, which set a program record for most in a single season, surpassing Tampa Bay Buccaneers WR Mike Evans feat in 2013 of 12 touchdowns in 2013. Ranked second in the SEC in receiving touchdowns and tied for fifth in the nation.

2013 (Tyler Junior College): Tallied 44 receptions for 782 yards and 12 touchdowns in his only season with Tyler Junior College.

PERSONAL

- ✦ Prepped at John Jay High School (San Antonio, Texas), where he was named to the San Antonio Express-News' Class 5A Super Team, as well as an All-District 27-5A nomination as a senior.
- ✦ Son of Michelle Reynolds.
- ✦ Majored in park and tourism sciences at Texas A&M.





JOSH REYNOLDS' NFL REGULAR SEASON RUSHING/RECEIVING STATISTICS

YEAR	TEAM	RECEIVING							RUSHING				
		GP	GS	NO	YDS	AVG	LG	TD	NO	YDS	AVG	LG	TD
2017	LAR	16	1	11	104	9.5	28	1	0	0	0.0	0	0
2018	LAR	16	8	29	402	13.9	33	5	2	8	4.0	10	0
2019	LAR	16	2	21	326	15.5	31t	1	5	23	4.6	12	0
2020	LAR	16	13	52	618	11.9	40t	2	1	5	5.0	5	0
2021	TEN	5	0	10	90	9.0	12	0	0	0	0.0	0	0
Went from Tennessee to Detroit .													
2021	DET	7	5	19	306	16.1	39t	2	0	0	0.0	0	0
2021	TOT	12	5	29	396	13.7	39t	2	0	0	0.0	0	0
TOTALS		76	29	142	1,846	13.0	40T	11	8	36	4.5	12	0



JOSH REYNOLDS' NFL POSTSEASON RUSHING/RECEIVING STATISTICS

YEAR	TEAM	RECEIVING							RUSHING				
		GP	GS	NO	YDS	AVG	LG	TD	NO	YDS	AVG	LG	TD
2017	LAR	1	0	0	0	0.0	0	0	0	0	0.0	0	0
2018	LAR	3	2	8	121	15.1	33	0	2	25	12.5	16	0
2020	LAR	2	1	3	65	21.7	28	0	0	0	0.0	0	0
TOTALS		6	3	11	186	16.9	33	0	2	25	12.5	16	0

JOSH REYNOLDS' 2021 GXG REGULAR-SEASON STATISTICS (TEN/DET)

DATE	OPP	P/S	RECEIVING					RUSHING					
			NO	YDS	AVG	LG	TD	NO	YDS	AVG	LG	TD	
09/12	ARI												
09/19	at SEA	P	0	0	0.0	0	0	0	0	0	0.0	0	0
09/26	IND												
10/03	at NYJ	P	6	59	9.8	12	0	0	0	0	0.0	0	0
10/10	at JAX	P	1	8	8.0	8	0	0	0	0	0.0	0	0
10/18	BUF												
10/24	KC	P	3	23	7.7	11	0	0	0	0	0.0	0	0
10/31	at IND	P	0	0	0.0	0	0	0	0	0	0.0	0	0
11/07	at LAR												
11/14	NO												
Went from TEN to DET .													
11/21	at CLE	P	0	0	0.0	0	0	0	0	0	0.0	0	0
11/25	CHI	S	3	70	23.3	39t	1	0	0	0	0.0	0	0
12/05	MIN	S	4	69	17.3	28	0	0	0	0	0.0	0	0
12/12	at DEN	S	3	52	17.3	20	0	0	0	0	0.0	0	0
12/19	ARI	P	6	68	11.3	22t	1	0	0	0	0.0	0	0
12/26	at ATL	S	2	36	18.0	23	0	0	0	0	0.0	0	0
01/02	at SEA												
RESERVE/COVID-19													
01/09	GB	S	1	11	11.0	11	0	0	0	0	0.0	0	0
2021 TTL		12-5	29	396	13.7	39T	2	0	0	0	0.0	0	0





44

MALCOLM RODRIGUEZ

Complete, comprehensive bios are available on NFL.com

POSITION: Linebacker

NFL/LIONS YEARS: Rookie / 1

HEIGHT/WEIGHT 5-11 / 230

HOMETOWN: Wagoner, Okla.

COLLEGE: Oklahoma State

ACQUIRED: D-6a '22

CAREER HIGHLIGHTS

- Joined the Lions as a sixth-round selection (188th overall) in the 2022 NFL Draft out of Oklahoma State.
- Became only the third defensive player from Oklahoma State to be drafted by Detroit and the first since 1965. He's the only OSU linebacker to be drafted by the Lions.
- Became the first Oklahoma State linebacker to be selected in an NFL Draft since 1995.

COLLEGE

Played five seasons at Oklahoma State (2017-21), totaling 408 tackles, 32.0 tackles for loss, 13 forced fumbles, 7.5 sacks and four fumble recoveries in that span. Since 2005, his 13 forced fumbles rank as the fourth-most in the FBS. He began his tenure at the school as a safety before converting to linebacker prior to the 2019 season.

2021: Logged 129 total tackles, 16.0 tackles for loss, four forced fumbles, 3.0 sacks and one interception.

- First-Team All-Big 12.
- Ranked seventh in the FBS with 76 solo tackles and tied for 10th with four forced fumbles.
- Fiesta Bowl MVP.

2020: Tallied 82 total tackles, seven forced fumbles, 4.0 tackles for loss and 3.0 sacks on the season.

- Second-Team All-Big 12.
- Led the FBS with seven forced fumbles.
- Tied for seventh in the FBS with 57 solo tackles.

2019: Credited with 103 total tackles, 7.0 tackles for loss, 1.5 sacks, one forced fumble and a pick-six.

- Second-Team All-Big 12.
- Team's Defensive MVP.
- Ranked fourth in the Big 12 with 103 tackles.

2018: Recorded 83 total tackles, 5.0 tackles for loss and one interception.

2017: Saw action in the last nine games of the season and produced 11 total tackles.

PERSONAL

- Prepped at Wagoner (Okla.) High School, where he starred as a quarterback and defensive back. He was also a state champion wrestler and was a talented baseball player.
- Two-time Muskogee Phoenix Male Athlete of the Year (2016-17).
- Majored in Agricultural Communications at Oklahoma State.
- Son of Roman and Shanna Rodriguez, and his older brother, Roman, played football at Northeastern State University.





19

AUSTIN SEIBERT

(SIGH-berT)

Complete, comprehensive bios are available on NFLONG.com

POSITION: Kicker

NFL/LIONS YEARS: 4 / 2

HEIGHT/WEIGHT: 5-9 / 200

HOMETOWN: Belleville, Ill.

COLLEGE: Oklahoma

ACQUIRED: W-CIN '21

CAREER HIGHLIGHTS

- Made 4-of-4 field goals and one extra point at the Los Angeles Rams (10/24/21).
- Connected on a 52-yard field goal at Minnesota (10/10/21), the second-longest of his career.
- Made 16 consecutive field goals in the 2019 season to start his career, which is tied for the third-longest streak by a kicker to start his career in League history.
- Made 25 field goals in 2019, which tied him for first in field goals made by a rookie that season. His field goal percentage (86.2%) topped all rookie kickers.

COLLEGE

Played four seasons at Oklahoma (2015-18), where he left as the leading scorer in FBS history (499 points). He also ranked first in FBS history in point-after conversions (310) and attempts (315). He ranks second in Oklahoma history in PAT percentage (98.4 %) and field goals made (63). He made 162 consecutive point-after tries from 2016-2018.

PERSONAL

- Attended Belleville (Ill.) High School-West.
- Named the best punting recruit by Kohl's. Ranked the best kicking recruit by ESPN.
- Played in the Under Armour All-American Game.
- Majored in communications with a master's in administrative leadership at Oklahoma.



AUSTIN SEIBERT'S NFL REGULAR SEASON KICKING STATISTICS

YEAR	TEAM	GP	FGM	FGA	PCT	LG	XP	XPA	PCT	BLK	PTS
2019	CLE	16	25	29	86.2	53	30	35	85.7	0	105
2020	CLE	1	0	1	0.0	0	0	1	0.0	0	0
Went from Cleveland to Cincinnati .											
2020	CIN	4	6	8	75.0	48	8	8	100.0	0	26
2020	TOT	5	6	9	66.7	48	8	9	88.9	0	26
2021	DET	6	10	12	83.3	52	5	5	100.0	0	35
TOTALS		27	41	50	82.0	53	43	49	87.8	0	166



AUSTIN SEIBERT'S NFL REGULAR SEASON FIELD-GOAL ACCURACY STATISTICS

YEAR	TEAM	1-19	PCT	20-29	PCT	30-39	PCT	40-49	PCT	50+	PCT
2019	CLE	0-0	0.0	6-6	100.0	9-9	100.0	9-12	75.0	1-2	50.0
2020	CLE	0-0	0.0	0-0	0.0	0-0	0.0	0-1	0.0	0-0	0.0
Went from Cleveland to Cincinnati .											
2020	CIN	0-0	0.0	0-0	0.0	5-5	100.0	1-2	50.0	0-1	0.0
2020	TOT	0-0	0.0	0-0	0.0	5-5	100.0	1-3	33.3	0-1	0.0
2021	DET	0-0	0.0	0-0	0.0	4-4	100.0	5-6	83.3	1-2	50.0
TOTALS		0-0	0.0	6-6	100.0	18-18	100.0	15-21	71.4	2-5	40.0



AUSTIN SEIBERT'S SINGLE-GAME HIGHS: KICKER

Field Goals Made	4 at Los Angeles Rams, Oct 24, 2021	PAT Attempts	5 vs. Miami Dolphins, Nov 24, 2019
Field Goal Attempts	4 at Los Angeles Rams, Oct 24, 2021	Points	13 at Los Angeles Rams, Oct 24, 2021
Longest Field Goals Made	53 vs. Cincinnati Bengals, Dec 08, 2019	Kickoff Average	65.6 vs. Buffalo Bills, Nov 10, 2019
Longest Field Goals Attempt	55 vs. Pittsburgh Steelers, Dec 21, 2020	Extra Point Attempt Percentage	100.0 vs. Miami Dolphins, Nov 24, 2019
PATs Made	5 vs. Miami Dolphins, Nov 24, 2019	Field Goal Percentage	100.0 at Los Angeles Rams, Oct 24, 2021

AUSTIN SEIBERT'S 2021 GXG REGULAR-SEASON STATISTICS (DET)

DATE	OPP	P	FIELD GOALS				EXTRA POINTS				
			FGM	FGA	PCT	LG	XP	XPA	PCT	BLK	PTS
09/12	SF	P	1	2	50.0	49	2	2	100.0	0	5
09/20	at GB	P	1	1	100.0	43	2	2	100.0	0	5
09/26	BAL					RESERVE/COVID-19					
10/03	at CHI					RESERVE/COVID-19					
10/10	at MIN	P	3	3	100.0	52	0	0	0.0	0	9
10/17	CIN	P	1	1	100.0	35	0	0	0.0	0	3
10/24	at LAR	P	4	4	100.0	47	1	1	100.0	0	13
10/31	PHI	P	0	1	0.0	0	0	0	0.0	0	0
11/14	at PIT					DID NOT PLAY					
11/21	at CLE					INJURED RESERVE					
11/25	CHI					INJURED RESERVE					
12/05	MIN					INJURED RESERVE					
12/12	at DEN					INJURED RESERVE					
12/19	ARI					INJURED RESERVE					
12/26	at ATL					INJURED RESERVE					
01/02	at SEA					INJURED RESERVE					
01/09	GB					INJURED RESERVE					
2021 TTL	6		10	12	83.3	52	5	5	100.0	0	35





58

PENEI SEWELL

(peh-NAY)

Complete, comprehensive bios are available on NFL.com

POSITION: Tackle

NFL/LIONS YEARS: 2 / 2

HEIGHT/WEIGHT: 6-5 / 335

HOMETOWN: Malaeimi, American Samoa

COLLEGE: Oregon

ACQUIRED: D-1 '21

CAREER HIGHLIGHTS

- 🦁 **2021 PFWA All-Rookie Team.**
- 🦁 **2021 Pro Football Focus All-Rookie Team.**
- 🦁 Joined the Lions as a first-round selection (7th overall) in the 2021 NFL Draft out of Oregon. He became the second-highest drafted offensive tackle in franchise history and Detroit's youngest first-round pick in the common draft era (20 years and 202 days).
- 🦁 At 20 years and 338 days old, he became the youngest player to start an NFL game at left tackle when he started vs. the San Francisco 49ers in Week 1 (9/12/21). He also became the second-youngest player to appear in a game in franchise history and the second player in franchise history to start a game before turning 21.
- 🦁 Started all 16 games in which he appeared in 2021, with his first eight starts coming at left tackle and his last eight coming at right tackle.
- 🦁 Had Pro Football Focus' 10th-highest run-blocking grade among all NFL offensive tackles in 2021 (85.3).

COLLEGE

Played at Oregon from 2018-19 and started 20 games at left tackle. In 1,376-career snaps, he only allowed 1.0 sack. In 2019, he joined RB LaMichael James (2010) and QB Marcus Mariota (2014) as the only Oregon players to be unanimous first-team All-Americans. He also became the first Polynesian, first sophomore offensive lineman and first Duck to win the Outland Trophy in 2019. Oregon went 17-3 in two seasons with Sewell in the starting lineup.

2019: Started 13 of 14 games at left tackle.

- 🦁 Outland Trophy Winner (NCAA's top interior lineman)
- 🦁 Morris Trophy Winner (Pac-12's top offensive lineman)
- 🦁 Polynesian College Football Co-Player of the Year
- 🦁 AP Pac-12 Co-Offensive Player of the Year
- 🦁 Unanimous All-American
- 🦁 Finished as the top-graded offensive lineman in the nation and in Pro Football Focus history at 95.5

2018: Started all seven games played (all at left tackle).

- 🦁 Rated the top freshman offensive lineman overall, the No. 2 offensive lineman in the Pac-12 and the No. 7 tackle in the nation with an 84.0 grade from Pro Football Focus
- 🦁 First Oregon true freshman offensive lineman to start the first game of the season since 1997

PERSONAL

- 🦁 Attended Desert Hills High School in St. George, Utah.
- 🦁 Played in the 2018 U.S. Army All-American Bowl and the 2018 Polynesian Bowl.
- 🦁 Brother, Gabriel, played at Nevada and brother, Nephi, plays at Utah.
- 🦁 Grew up on the main island of American Samoa before moving to the U.S. with his family in 2012.





PENEI SEWELL'S NFL REGULAR SEASON STATISTICS

YEAR	TEAM	GP	GS
2021	DET	16	16
TOTALS		16	16

PENEI SEWELL'S 2021 GXG REGULAR-SEASON STATISTICS (DET)

DATE	OPP	P/S
09/12	SF	S
09/20	at GB	S
09/26	BAL	S
10/03	at CHI	S
10/10	at MIN	S
10/17	CIN	S
10/24	at LAR	S
10/31	PHI	S
11/14	at PIT	S
11/21	at CLE	S
11/25	CHI	S
12/05	MIN	S
12/12	at DEN	S
12/19	ARI	S
12/26	at ATL	S
01/02	at SEA	S
01/09	GB	INACTIVE
2021 TTL	16-16	





70

DAN SKIPPER

Complete, comprehensive bios are available on NFL.com

POSITION: Tackle

NFL/LIONS YEARS: 3 / 3

HEIGHT/WEIGHT: 6-9 / 330

HOMETOWN: Arvada, Colo.

COLLEGE: Arkansas

ACQUIRED: FA '21

CAREER HIGHLIGHTS

- 🦁 **Super Bowl Champion:** LIII
- 🦁 Began his career with the Dallas Cowboys before having three different stints with the Lions.
- 🦁 Took snaps as a defensive lineman for the first time in his career in Week 17 vs. Minnesota (1/3/21).
- 🦁 Appeared in his first game as a Lion on the offensive front in Week 8 vs. Pittsburgh (10/29/17), helping QB Matthew Stafford throw for 423 yards.

COLLEGE

A four-year starter for the Arkansas Razorbacks, playing in 51 games while making 47 consecutive starts (second-longest streak in school history), including 26 at left tackle, 13 at right and eight at left guard.

2016: Started in all 13 games as a team captain, earning SEC Offensive Line of the Week honors on two occasions.

- 🦁 Helped lead an offensive line that blocked for 428.4 yards of total offense per game.

2015: Started all 13 games at right tackle.

- 🦁 Helped the Arkansas offensive line lead the SEC in fewest sacks allowed for the third straight year.

2014: Appeared and started in all 13 contests.

- 🦁 Part of an offensive line that blocked for two 1,000 yard rushers, the only FBS running backs to each rush for 1,000-plus yards in the 2014 season.

2013: Saw action in 12 games, starting in the last eight for the Razorbacks. Blocked a school-record three field goal attempts.

- 🦁 Part of an offensive line that broke the single-season school record by only allowing 8.0 sacks.

PERSONAL

- 🦁 Son of Ken and Brigid Skipper.
- 🦁 Attended Ralston Valley High School (Arvada, Colo.).
- 🦁 Majored in Biology.





DAN SKIPPER'S NFL REGULAR SEASON STATISTICS

YEAR	TEAM	GP	GS	
2017	DAL	0	0	Went from Dallas to Detroit .
2017	DET	1	0	
2017	TOT	1	0	
2018	DEN	0	0	Went from New England to Houston .
2019	NE	0	0	
2019	HOU	3	0	
2019	DET	3	0	Went from Houston to Detroit .
2019	TOT	6	0	
2020	DET	5	0	
2021	LV	0	0	Went from Las Vegas to Detroit .
2021	DET	1	0	
2021	TOT	1	0	
TOTALS		13	0	

DAN SKIPPER'S 2021 GXG REGULAR-SEASON STATISTICS (LV/DET)

DATE	OPP	P/S	
09/13	BAL		NOT ON ROSTER
09/19	at PIT		NOT ON ROSTER
09/26	MIA		NOT ON ROSTER
10/04	at LAC		NOT ON ROSTER
10/10	CHI		NOT ON ROSTER
10/17	at DEN		PRACTICE SQUAD
10/24	PHI		PRACTICE SQUAD
11/07	at NYG		NOT ON ROSTER
11/21	at CLE		Went from LV to DET .
11/25	CHI		NOT ON ROSTER
12/05	MIN		NOT ON ROSTER
12/12	at DEN		NOT ON ROSTER
12/19	ARI	P	
12/26	at ATL		NOT ON ROSTER
01/02	at SEA		NOT ON ROSTER
01/09	GB		INACTIVE
2021 TTL		1-0	





19

SAIVION SMITH

Complete, comprehensive bios are available on NFLONG.com

POSITION: Cornerback
NFL/LIONS YEARS: 2 / 1
HEIGHT/WEIGHT 6-1 / 200
HOMETOWN: Tampa, Fla.
COLLEGE: Alabama
ACQUIRED: W-SF '21

CAREER HIGHLIGHTS

- Joined the Lions via waivers from the 49ers and played in two games with Detroit. He's also spent time with the Broncos, Seahawks, Cowboys and Jaguars after entering the NFL as an undrafted rookie free agent in 2019.
- Has appeared in nine games (one start) and totaled three total tackles (two solo) alongside one solo special teams tackle.

COLLEGE

Attended LSU in 2016, Mississippi Gulf Coast Community College in 2017 and Alabama in 2018.

- With Alabama in 2018, he appeared in 15 games (12 starts) and posted 60 tackles, five pass breakups and one forced fumble.
- He helped Alabama win the SEC Championship and advance to the College Football Playoff National Championship game in 2018.

PERSONAL

- Attended IMG Academy, where he was a five-star prospect coming out of high school.
- Was ranked as the No. 1 corner nationally by Scout.com and Rivals.com in 2015.
- Was named to the USA Today All-USA High School All-America Team as a senior and played in the Under Armour All-American Game.



SAIVION SMITH'S NFL REGULAR SEASON DEFENSIVE STATISTICS

DATE	TEAM	GP	GS	TT	S	A	TACKLES					INTERCEPTIONS					O. FUMB				ST		MISC										
							TFL	YDS	SK	YDS	QBH	NO	YDS	LG	TD	PD	FF	FR	TD	YDS	TT	S	A	FF	FR	S	A						
2020	DAL	6	1	3	2	1	0	0	0.0	0.0	0	0	0	0	0	0	0	0	0	0	0	0	0	0	0	0	0	0	0	0	0	0	0
2021	DEN	0	0	0	0	0	0	0	0.0	0.0	0	0	0	0	0	0	0	0	0	0	0	0	0	0	0	0	0	0	0	0	0	0	0
		Went from Denver to San Francisco .																															
2021	SF	1	0	0	0	0	0	0	0.0	0.0	0	0	0	0	0	0	0	0	0	0	0	0	0	0	0	0	0	0	0	0	0	0	0
		Went from San Francisco to Detroit .																															
2021	DET	2	0	0	0	0	0	0	0.0	0.0	0	0	0	0	0	0	0	0	0	0	0	0	0	0	1	1	0	0	0	0	0	0	0
2021	TOT	3	0	0	0	0	0	0	0.0	0.0	0	0	0	0	0	0	0	0	0	0	0	0	0	0	1	1	0	0	0	0	0	0	0
TOTALS		9	1	3	2	1	0	0	0.0	0.0	0	0	0	0	0	0	0	0	0	0	0	0	0	0	1	1	0	0	0	0	0	0	0

SAIVION SMITH'S SINGLE-GAME HIGHS: DEFENSIVE

Total Tackles 4 at Cincinnati Bengals, Dec 13, 2020

Special Teams Tackles 1 vs. Arizona Cardinals, Dec 19, 2021

Solo Tackles 2 at Cincinnati Bengals, Dec 13, 2020



SAIVION SMITH'S 2021 GXG REGULAR-SEASON STATISTICS (DEN/SF/DET)

DATE	OPP	P/S	TACKLES							INTERCEPTIONS					O. FUMB				ST					MISC		
			TT	S	A	SK	YDS	TFL	YDS	QBH	NO	YDS	LG	TD	PD	FF	FR	TD	YDS	TT	S	A	FF	FR	S	A
09/12	at NYG																									
09/19	at JAX																									
09/26	NYJ																									
10/03	BAL																									
10/10	at PIT																									
10/17	LV																									
11/15	LAR																									
11/21	at JAX																									
11/28	MIN																									
12/05	at SEA																									
12/12	at CIN	P	0	0	0	0.0	0.0	0	0	0	0	0	0	0	0	0	0	0	0	0	0	0	0	0	0	0
12/19	ARI	P	0	0	0	0.0	0.0	0	0	0	0	0	0	0	0	0	0	0	0	0	0	0	0	0	0	0
12/26	at ATL	P	0	0	0	0.0	0.0	0	0	0	0	0	0	0	0	0	0	0	0	0	0	0	0	0	0	0
01/02	at SEA																									
01/09	GB																									
2021 TTL		3-0	0	0	0	0.0	0.0	0	0	0	0	0	0	0	0	0	0	0	0	0	0	0	0	0	0	0





14

AMON-RA ST. BROWN

(ahmin-RAH)

Complete, comprehensive bios are available on NFL.com

POSITION: Wide Receiver
NFL/LIONS YEARS: 2 / 2
HEIGHT/WEIGHT: 6-0 / 202
HOMETOWN: Anaheim Hills, Calif.
COLLEGE: Southern California
ACQUIRED: D-4a '21

CAREER HIGHLIGHTS

- 🦁 **NFL Offensive Rookie of the Month:** 2021 (December)
- 🦁 **Pepsi NFL Rookie of the Week:** Week 18 (2021)
- 🦁 Set Lions rookie records for receptions (90) and receiving yards (912). His six total touchdowns tie for the third-most by a Lions rookie wide receiver.
- 🦁 Produced a streak of six-straight games with eight-or-more receptions, establishing a new NFL rookie record and team record.
- 🦁 Established an NFL record for the most receptions (90) a first-year player not selected within the first three rounds of a draft has produced.
- 🦁 Recorded 90-or-more receiving yards and a receiving touchdown in four-straight games, joining WRs Odell Beckham (2014) and Randy Moss (1998) as the only rookies in NFL history to do so.
- 🦁 Became the first rookie wide receiver in franchise history to record a walk-off touchdown, doing so in Week 13 of the 2021 season vs. Minnesota.
- 🦁 Became the fifth rookie in NFL history to produce 70-or-more receiving yards in six-straight games.
- 🦁 Became the first rookie in franchise history to produce a touchdown reception in four-straight games.
- 🦁 Became the first Lions rookie since WR Dave Middleton in 1955 to post 100-or-more receiving yards in consecutive games.
- 🦁 Joined WR Leonard Thompson (1981) as the only Lions wideouts to produce a game with a rushing and receiving touchdown, doing so at Seattle in Week 17. He also added a two-point conversion, becoming the third wide receiver in NFL history to produce a game with a rushing touchdown, receiving touchdown and a two-point conversion.
- 🦁 Rushed for a 26-yard touchdown in Week 17 at Seattle, joining Hall of Fame WR Calvin Johnson as the only Lions rookie wide receivers to do so.
- 🦁 Joined the Lions as a fourth-round selection (112th overall) in the 2021 NFL Draft out of USC. He became the first wide receiver Detroit has selected in the fourth round of a draft since 1981.



AMON-RA ST. BROWN'S NFL REGULAR SEASON RUSHING/RECEIVING STATISTICS

YEAR	TEAM	RECEIVING							RUSHING				
		GP	GS	NO	YDS	AVG	LG	TD	NO	YDS	AVG	LG	TD
2021	DET	17	9	90	912	10.1	37t	5	7	61	8.7	26t	1
TOTALS		17	9	90	912	10.1	37T	5	7	61	8.7	26T	1



AMON-RA ST. BROWN'S SINGLE-GAME HIGHS: RUSHING/RECEIVING

Rush Attempts	2 at Seattle Seahawks, Jan 02, 2022	Longest Receptions	37t vs. Arizona Cardinals, Dec 19, 2021
Rushing Yards	23 at Seattle Seahawks, Jan 02, 2022	Receiving TDs	1 vs. Green Bay Packers, Jan 09, 2022
Longest Runs	26t at Seattle Seahawks, Jan 02, 2022	All-Purpose Yards	134 at Seattle Seahawks, Jan 02, 2022
Rushing TDs	1 at Seattle Seahawks, Jan 02, 2022	Fair Catches	1 at Seattle Seahawks, Jan 02, 2022
Receptions	10 vs. Minnesota Vikings, Dec 05, 2021	Most TDs	2 at Seattle Seahawks, Jan 02, 2022
Receiving Yards	111 at Seattle Seahawks, Jan 02, 2022	Miscellaneous Tackles	1 at Chicago Bears, Oct 03, 2021
Receiving Average	15.3 vs. Philadelphia Eagles, Oct 31, 2021		

AMON-RA ST. BROWN'S 100-YARD RECEIVING GAMES (2): REGULAR SEASON

DATE	TEAM	NO.	YDS.	AVG.	LG	TD
01/02/22	at SEA	8	111	13.9	31	1
01/09/22	GB	8	109	13.6	28	1

AMON-RA ST. BROWN'S 2021 GXG REGULAR-SEASON STATISTICS (DET)

DATE	OPP	P/S	RECEIVING					RUSHING				
			NO	YDS	AVG	LG	TD	NO	YDS	AVG	LG	TD
09/12	SF	P	2	23	11.5	20	0	0	0	0.0	0	0
09/20	at GB	P	3	18	6.0	7	0	0	0	0.0	0	0
09/26	BAL	P	1	2	2.0	2	0	0	0	0.0	0	0
10/03	at CHI	P	6	70	11.7	24	0	0	0	0.0	0	0
10/10	at MIN	S	7	65	9.3	18	0	0	0	0.0	0	0
10/17	CIN	P	5	26	5.2	9	0	0	0	0.0	0	0
10/24	at LAR	S	0	0	0.0	0	0	0	0	0.0	0	0
10/31	PHI	P	3	46	15.3	34	0	0	0	0.0	0	0
11/14	at PIT	S	4	61	15.3	30	0	0	0	0.0	0	0
11/21	at CLE	P	4	18	4.5	10	0	0	0	0.0	0	0
11/25	CHI	S	4	23	5.8	11	0	0	0	0.0	0	0
12/05	MIN	S	10	86	8.6	14	1	1	2	2.0	2	0
12/12	at DEN	S	8	73	9.1	19	0	0	0	0.0	0	0
12/19	ARI	S	8	90	11.3	37t	1	1	5	5.0	5	0
12/26	at ATL	S	9	91	10.1	24	1	2	19	9.5	12	0
01/02	at SEA	P	8	111	13.9	31	1	2	23	11.5	26t	1
01/09	GB	S	8	109	13.6	28	1	1	12	12.0	12	0
2021 TTL	17-9		90	912	10.1	37T	5	7	61	8.7	26T	1





71

LOGAN STENBERG

Complete, comprehensive bios are available on NFLONG.com

POSITION: Guard
NFL/LIONS YEARS: 3 / 3
HEIGHT/WEIGHT 6-6 / 312
HOMETOWN: Madison, Ala.
COLLEGE: Kentucky
ACQUIRED: D-4 '20

CAREER HIGHLIGHTS

- ✦ Appeared in his first-career game in Week 13 at Chicago (12/6/20).
- ✦ Joins the Lions' offensive line after being selected by Detroit in the fourth round (121st overall) of the 2020 NFL Draft. He is only the fourth Kentucky product Detroit has ever selected.

COLLEGE

Started the final 39 games of his college career, the most consecutive starts by a Wildcat through the completion of the 2019 season.

- ✦ Helped Kentucky win 32 games over his four seasons, the most for the program in a four-year span since 1949-52
- ✦ 2019 First-Team All-SEC
- ✦ 2019 Second-Team All-American
- ✦ 2019 Team Captain
- ✦ Did not allow a sack and only allowed one quarterback pressure in 2019.

PERSONAL

- ✦ Attended James Clemens High School in Madison, Ala.
- ✦ Nickname is "Stenny."
- ✦ Son of Kimberly and David Stenberg.



LOGAN STENBERG'S NFL REGULAR SEASON STATISTICS

YEAR	TEAM	GP	GS
2020	DET	2	0
2021	DET	7	0
TOTALS		9	0



LOGAN STENBERG'S 2021 GXG REGULAR-SEASON STATISTICS (DET)

DATE	OPP	P/S	
09/12	SF	P	
09/20	at GB	P	
09/26	BAL	P	
10/03	at CHI	P	
10/10	at MIN	P	
10/17	CIN	P	
10/24	at LAR	P	
10/31	PHI		INJURED RESERVE
11/14	at PIT		INJURED RESERVE
11/21	at CLE		INJURED RESERVE
11/25	CHI		INJURED RESERVE
12/05	MIN		INJURED RESERVE
12/12	at DEN		INJURED RESERVE
12/19	ARI		INJURED RESERVE
12/26	at ATL		INJURED RESERVE
01/02	at SEA		INJURED RESERVE
01/09	GB		INJURED RESERVE
2021 TTL		7-0	





32

D'ANDRE SWIFT

Complete, comprehensive bios are available on NFLONG.com

POSITION: Running Back
NFL/LIONS YEARS: 3 / 3
HEIGHT/WEIGHT 5-9 / 208
HOMETOWN: Philadelphia, Pa.
COLLEGE: Georgia
ACQUIRED: D-2 '20

CAREER HIGHLIGHTS

- Recorded 151 rushes for 617 yards (4.1 avg.) and five touchdowns and added 62 receptions for 452 yards (7.3 avg.) and two touchdowns in 2021, becoming the first Lions running back since 2014 to produce 1,000 scrimmage yards in a season.
- Through two seasons, Swift has appeared in 26-career games. He is one-of-six players in NFL history to record at least 1,000 rushing yards, 105 receptions and 17 touchdowns through 26-career games played. He is one-of-three Lions to total at least 1,500 scrimmage yards and 17 touchdowns through 26-career games, while his 17 total touchdowns are the third-most through 26-career games.
- Ranked fourth among all NFL running backs with 62 receptions in 2021 while his 34.8 receiving yards per game average was second among the position.
- Produced a rushing and receiving touchdown of 50-or-more yards in 2021, becoming the first Lions player to do so since RB Barry Sanders in 1997.
- Set career highs in rushing attempts (33) and rushing yards (130) against the Pittsburgh Steelers on Nov. 14, 2021.
- Joined RB Billy Sims as the only players in franchise history to record nine rushing touchdowns and three receiving touchdowns through 16-career games.
- Ranked second among rookie running backs with an average of 5.49 scrimmage yards per touch in 2020 (25 touch minimum).
- Registered his first-career 100-yard rushing performance as he posted 14 carries for 116 yards (8.3 avg.), including a long of 54 yards, and two touchdowns in Week 6 at Jacksonville (10/18/20). He became the first rookie in franchise history, and second player overall (RB Billy Sims, 1984) to finish a game with at least 115 rushing yards and two touchdowns on fewer than 15 carries in the game.



D'ANDRE SWIFT'S NFL REGULAR SEASON RUSHING/RECEIVING STATISTICS

YEAR	TEAM	GP	GS	RUSHING					RECEIVING				
				NO	YDS	AVG	LG	TD	NO	YDS	AVG	LG	TD
2020	DET	13	4	114	521	4.6	54	8	46	357	7.8	26	2
2021	DET	13	4	151	617	4.1	57t	5	62	452	7.3	63t	2
TOTALS		26	8	265	1,138	4.3	57T	13	108	809	7.5	63T	4



D'ANDRE SWIFT'S SINGLE-GAME HIGHS: RUSHING/RECEIVING

Rush Attempts	33 at Pittsburgh Steelers, Nov 14, 2021	Receiving Yards	96 at Los Angeles Rams, Oct 24, 2021
Rushing Yards	136 at Cleveland Browns, Nov 21, 2021	Receiving Average	13.6 vs. Washington Football Team, Nov 15, 2020
Rushing Average	9.7 at Cleveland Browns, Nov 21, 2021	Longest Receptions	63t at Los Angeles Rams, Oct 24, 2021
Longest Runs	57t at Cleveland Browns, Nov 21, 2021	Receiving TDs	1 at Los Angeles Rams, Oct 24, 2021 ...3 more at 1.
Rushing TDs	2 at Tennessee Titans, Dec 20, 2020 ...1 more at 2.	All-Purpose Yards	149 vs. Washington Football Team, Nov 15, 2020
Receptions	8 at Los Angeles Rams, Oct 24, 2021 ...1 more at 8.	Most TDs	2 at Tennessee Titans, Dec 20, 2020 ...1 more at 2.

D'ANDRE SWIFT'S 100-YARD RUSHING GAMES (3): REGULAR SEASON

DATE	TEAM	ATT.	YDS.	AVG.	LG	TD
10/18/20	at JAX	14	116	8.3	54	2
11/14/21	at PIT	33	130	3.9	21	0
11/21/21	at CLE	14	136	9.7	57t	1

D'ANDRE SWIFT'S 2021 GXG REGULAR-SEASON STATISTICS (DET)

DATE	OPP	P/S	RUSHING					RECEIVING				
			NO	YDS	AVG	LG	TD	NO	YDS	AVG	LG	TD
09/12	SF	P	11	39	3.5	16	0	8	65	8.1	43t	1
09/20	at GB	P	8	37	4.6	12	0	4	41	10.3	16	0
09/26	BAL	P	14	47	3.4	14	1	7	60	8.6	19	0
10/03	at CHI	P	8	16	2.0	6	0	4	33	8.3	11	0
10/10	at MIN	P	11	51	4.6	12	1	6	53	8.8	21	0
10/17	CIN	P	13	24	1.8	9	1	5	43	8.6	15	0
10/24	at LAR	P	13	48	3.7	14	0	8	96	12.0	63t	1
10/31	PHI	S	12	27	2.3	7	0	5	24	4.8	8	0
11/14	at PIT	S	33	130	3.9	21	0	3	5	1.7	5	0
11/21	at CLE	P	14	136	9.7	57t	1	3	0	0.0	2	0
11/25	CHI	S	3	0	0.0	4	0	3	9	3.0	6	0
12/05	MIN						INACTIVE					
12/12	at DEN						INACTIVE					
12/19	ARI						INACTIVE					
12/26	at ATL						INACTIVE					
01/02	at SEA	P	4	32	8.0	31	0	2	7	3.5	6	0
01/09	GB	S	7	30	4.3	14t	1	4	16	4.0	6	0
2021 TTL	13-4		151	617	4.1	57T	5	62	452	7.3	63T	2





62

DEMETRIUS TAYLOR

Complete, comprehensive bios are available on NFLDMG.com

POSITION: Defensive Lineman

NFL/LIONS YEARS: Rookie / 1

HEIGHT/WEIGHT: 6-1 / 295

HOMETOWN: Miami, Fla.

COLLEGE: Appalachian State

ACQUIRED: UDFA '22

CAREER HIGHLIGHTS

 Signed with the Lions as an undrafted rookie free agent on May 13, 2022.

COLLEGE

Spent five seasons (2017-21) at Appalachian State University where he played in 65 career games (only missing the first game of his true freshman season) and made 39 starts (37 straight to end career). In five seasons, he totaled 136 tackles, 26.5 sacks, 45.5 tackles for loss, five forced fumbles, three blocked kicks, 10 passes defended and one interception.

2021: Started all 14 games, recording 7.0 sacks and 10.5 tackles for loss while being credited with 43 quarterback pressures. He also had 23 tackles, one fumble recovery and one forced fumble.

 First-Team All-Sun Belt.

2020: Started all 12 games, where he had 40 tackles, 13.0 tackles for loss, 6.0 sacks, eight QB hurries, four pass breakups and two forced fumbles.

 First-Team All-Sun Belt.


2019: Played all 14 games (13 starts), where he finished with 44 tackles, 13.0 tackles for loss, 7.0 sacks, eight quarterback hurries, four pass breakups, three forced fumbles, two blocked kicks, one interception and one fumble return for a touchdown.

 First-Team All-Sun Belt as a defensive lineman.

2018: Played all 13 games, accounting for 16 tackles, 3.5 sacks and 4.0 tackles for loss.

2017: Played in the final 12 games as a true freshman, where he finished with 13 tackles (eight solo), 3.0 sacks and 5.5 tackles for loss. One of three true freshmen to play on defense.

PERSONAL

 Attended Miami Northwestern High School (Miami, Fla.), where he was an All-state performer in Florida as a senior, also earning All-Dade County.

 Son of Yolanda Whitehead.





72

HALAPOULIVAATI VAITAI

(hal-lah-POO-lee-VAH-tee VIE-tee)

Complete, comprehensive bios are available on NFL.com

POSITION: Guard

NFL/LIONS YEARS: 7 / 3

HEIGHT/WEIGHT 6-6 / 328

HOMETOWN: Haltom, Texas

COLLEGE: TCU

ACQUIRED: UFA-Phi '20

CAREER HIGHLIGHTS

- 🦁 **Super Bowl Champion:** LII
- 🦁 Started all 15 games played at right guard in 2021 and did not allow a sack.
- 🦁 Started all 10 games played for Detroit in 2020.
- 🦁 Started three regular-season games at RT and one postseason game at LT during his 2019 campaign.
- 🦁 Appeared in a career-high 16 regular season games in 2017, including 10 starts (9 at LT, 1 at RT). Taking over as LT in Week 8, played a crucial role on the Eagles' Super Bowl LII-winning offensive line. That season he helped the team rank 3rd in the NFL in offensive points (414, tied) and rushing offense (132.2) and 7th in total offense (365.8).
- 🦁 Filled in at RT for the Eagles as a rookie in 2016, appearing in 7 games (6 starts).
- 🦁 Started and played in his first-career game in Week 6 at Washington (10/16/16).

COLLEGE

Competed in 42 games (31 starts) at both tackle positions for TCU (2012- 15), where he was a two-time All-Big 12 second-team selection

2015: Earned second-team All-Big 12 accolades after starting in 11 of 12 contests, anchoring an o-line that contributed to a 1,000-yard receiver and a 1,000-yard rusher in the same season for just the second time in TCU history.

2014: Awarded All-Big 12 second-team honors in 2014 after starting at right tackle for all 13 games.

Part of an offense that ranked second in the nation in scoring (46.5 ppg) and tied for fifth in total offense (533.0 ypg).

2013: Appeared in all 12 games (seven starts), making five starts at right tackle and two starts at left tackle.

2012: Played in five games for the Horned Frogs.

PERSONAL

- 🦁 Halapoulivaati is the oldest of three Vaitai brothers. Twins Kevin and Will are just 11 months younger than 'Big V' and the three played on the offensive line together at Haltom (TX) HS.
- 🦁 Majored in criminal justice at TCU with a minor in social work. After his playing career is over, he wants to work for the Department of Homeland Security.
- 🦁 Can play the guitar but only plays by ear, as he cannot read music.
- 🦁 He and wife, Caitlin, have three children.





HALAPOULIVAATI VAITAI'S NFL REGULAR SEASON STATISTICS

YEAR	TEAM	GP	GS
2016	PHI	7	6
2017	PHI	16	10
2018	PHI	16	1
2019	PHI	16	3
2020	DET	10	10
2021	DET	15	15
TOTALS		80	45



HALAPOULIVAATI VAITAI'S NFL POSTSEASON STATISTICS

YEAR	TEAM	GP	GS
2017	PHI	3	3
2018	PHI	2	0
2019	PHI	1	1
TOTALS		6	4

HALAPOULIVAATI VAITAI'S 2021 GXG REGULAR-SEASON STATISTICS (DET)

DATE	OPP	P/S
09/12	SF	S
09/20	at GB	S
09/26	BAL	S
10/03	at CHI	S
10/10	at MIN	S
10/17	CIN	S
10/24	at LAR	S
10/31	PHI	S
11/14	at PIT	S
11/21	at CLE	S
11/25	CHI	INACTIVE
12/05	MIN	S
12/12	at DEN	S
12/19	ARI	S
12/26	at ATL	S
01/02	at SEA	RESERVE/COVID-19
01/09	GB	S
2021 TTL		15-15





21

TRACY WALKER

Complete, comprehensive bios are available on NFLONG.com

POSITION: Safety

NFL/LIONS YEARS: 5 / 5

HEIGHT/WEIGHT 6-1 / 206

HOMETOWN: Brunswick, Ga.

COLLEGE: Louisiana-Lafayette

ACQUIRED: D-3 '18

CAREER HIGHLIGHTS

- 🦁 **NFC Defensive Player of the Week:** 2021 (Week 18)
- 🦁 Set a career-high in total tackles (105) in the 2021 season and joined S Bennie Blades as the only Lions defensive backs in franchise history to post multiple seasons of 100-or-more tackles.
- 🦁 Is one-of-four NFL defensive backs to produce at least 80 tackles and three tackles for loss per season in the last three years (2019-21).
- 🦁 Was one-of-five NFL safeties to tally at least 100 tackles, one interception and 1.0 sack in 2021.
- 🦁 Ranks third in franchise history for the most tackles for loss by a defensive back (14).
- 🦁 Since entering the NFL in 2018, he is one-of-two players in the League to accumulate at least 300 defensive tackles and 15 special teams tackles.
- 🦁 Tied his career-high in total tackles (13) vs. Green Bay (1/9/22).
- 🦁 Became the first defensive back in NFL history (since the stats became official in 1994) to log at least five defensive tackles, two TFLs, two special teams tackles and one pass defense in the same game in Week 1 vs. Chicago (9/13/20).
- 🦁 Finished the 2019 season with 100 total tackles (79 solo) and became the first defensive back in franchise history to produce at least 100 tackles in 13-or-fewer games. His 79 solo tackles rank as the third-most by a defensive back in team history.
- 🦁 Became the first defensive back in team history, and second player overall, to produce a season with 100 tackles, five tackles for loss, one forced fumble and one interception in 2019.
- 🦁 Set a record for the most games with at least six tackles (11) by a defensive back in Lions history in 2019.
- 🦁 Logged six tackles for loss in 2019, tied for the fifth-most by any NFL defensive back that season and tied for the second-most by a DB in franchise history.
- 🦁 Became one-of-six players in team history to have at least nine tackles, two pass defenses and an interception in the same game in Week 1 at Arizona (9/8/19).
- 🦁 Hauled in his first-career interception against Carolina (11/11/18). He became the first Lions rookie defensive back to record a pick since S Miles Killebrew did so at New Orleans on Dec. 4, 2016.
- 🦁 After five years at Louisiana-Lafayette, he was drafted by the Lions in the third round (82nd overall) of the 2018 NFL Draft.





TRACY WALKER'S NFL REGULAR SEASON DEFENSIVE STATISTICS

DATE	TEAM	GP	GS	TT	TACKLES							INTERCEPTIONS					O. FUMB				ST				
					S	A	TFL	YDS	SK	YDS	QBH	NO	YDS	LG	TD	PD	FF	FR	TD	YDS	TT	S	A	FF	FR
2018	DET	16	0	14	12	2	0	0	0.0	0.0	0	1	0	0	0	2	0	0	0	0	7	6	1	0	0
2019	DET	13	12	100	79	21	6	9	0.0	0.0	0	1	0	0	0	8	1	0	0	0	3	3	0	0	0
2020	DET	15	7	81	58	23	5	15	1.0	7.0	2	0	0	0	4	0	0	0	0	6	6	0	0	0	
2021	DET	15	15	105	72	33	3	9	1.0	8.0	1	1	5	5	0	6	0	0	0	3	2	1	0	0	
TOTALS		59	34	300	221	79	14	33	2.0	15.0	3	3	5	5	0	20	1	0	0	19	17	2	0	0	

TRACY WALKER'S SINGLE-GAME HIGHS: DEFENSIVE

Total Tackles 13 vs. Green Bay Packers, Jan 09, 2022

...1 more at 13.

Solo Tackles 11 vs. Kansas City Chiefs, Sep 29, 2019

Sacks 1.0 vs. San Francisco 49ers, Sep 12, 2021

...1 more at 1.0.

Pass Defenses 2 at Green Bay Packers, Sep 20, 2020

...2 more at 2.

Forced Fumbles 1 vs. Minnesota Vikings, Oct 20, 2019

Tackles For Loss

2 vs. Chicago Bears, Sep 13, 2020

...1 more at 2.

Interceptions

1 vs. Green Bay Packers, Jan 09, 2022

...2 more at 1.

Interception Return Yards 5 vs. Green Bay Packers, Jan 09, 2022

Special Teams Tackles

2 vs. Minnesota Vikings, Jan 03, 2021

...4 more at 2.

TRACY WALKER'S 2021 GXG REGULAR-SEASON STATISTICS (DET)

DATE	OPP	P/S	TACKLES							INTERCEPTIONS					O. FUMB				ST				MISC		
			TT	S	A	SK	YDS	TFL	YDS	QBH	NO	YDS	LG	TD	PD	FF	FR	TD	YDS	TT	S	A		FF	FR
09/12	SF	S	7	6	1	1.0	8.0	1	8	1	0	0	0	0	0	0	0	0	0	0	0	0	0	0	0
09/20	at GB	S	5	2	3	0.0	8.0	0	0	0	0	0	0	0	0	0	0	0	0	0	0	0	0	0	0
09/26	BAL	S	2	1	1	0.0	0.0	0	0	0	0	0	0	0	1	0	0	0	0	0	0	0	0	0	0
10/03	at CHI	S	2	2	0	0.0	0.0	0	0	0	0	0	0	0	0	0	0	0	0	1	0	1	0	0	0
10/10	at MIN	S	9	7	2	0.0	0.0	1	0	0	0	0	0	0	1	0	0	0	0	0	0	0	0	0	0
10/17	CIN	S	4	3	1	0.0	0.0	0	0	0	0	0	0	0	1	0	0	0	0	0	0	0	0	0	0
10/24	at LAR	S	8	4	4	0.0	0.0	0	0	0	0	0	0	0	1	0	0	0	0	0	0	0	0	0	0
10/31	PHI	S	7	3	4	0.0	0.0	0	0	0	0	0	0	0	0	0	0	0	0	0	0	0	0	0	0
11/14	at PIT	S	7	7	0	0.0	0.0	0	0	0	0	0	0	0	0	0	0	0	0	0	0	0	0	0	0
11/21	at CLE	S	9	6	3	0.0	0.0	1	1	0	0	0	0	0	0	0	0	0	0	0	0	0	0	0	0
11/25	CHI	S	6	4	2	0.0	0.0	0	0	0	0	0	0	0	1	0	0	0	0	0	0	0	0	0	0
12/05	MIN	S	11	7	4	0.0	0.0	0	0	0	0	0	0	0	0	0	0	0	0	0	0	0	0	0	0
12/12	at DEN		RESERVE/COVID-19																						
12/19	ARI		INACTIVE																						
12/26	at ATL	S	3	2	1	0.0	0.0	0	0	0	0	0	0	0	0	0	0	0	0	1	1	0	0	0	0
01/02	at SEA	S	12	9	3	0.0	0.0	0	0	0	0	0	0	0	0	0	0	0	0	0	0	0	0	0	0
01/09	GB	S	13	9	4	0.0	0.0	0	0	0	1	5	5	0	1	0	0	0	0	1	1	0	0	0	0
2021 TTL		15-15	105	72	33	1.0	8.0	3	9	1	1	5	5	0	6	0	0	0	0	3	2	1	0	0	0





30

JAMAAL WILLIAMS

Complete, comprehensive bios are available on NFL.com

POSITION: Running Back
NFL/LIONS YEARS: 6 / 2
HEIGHT/WEIGHT: 6-0 / 224
HOMETOWN: Fontana, Calif.
COLLEGE: Brigham Young
ACQUIRED: UFA-GB '12

CAREER HIGHLIGHTS

- Since entering the NFL in 2017, he ranks second among all NFL running backs with a run stuff percentage of 6.3%.
- Ranked fifth among all NFL running backs in 2021 with 27.5% of his rushes resulting in first downs.
- Ranked sixth among all NFL running backs with a run stuff percentage of 5.9% in 2021.
- Did not fumble through the first 752 touches of his career, becoming the NFL's first running back since Steven Jackson (2011-16) to go 750 touches without fumbling. He was the first active running back to reach 600 carries before fumbling. Since entering the NFL in 2017, his one fumble ties for the second-fewest among qualified players.
- In Week 1 vs. the San Francisco 49ers (9/12/21), he became the first Lions running back to tally 50 rushing yards, 50 receiving yards, and a touchdown in a game since RB Joique Bell on Dec. 7, 2014.
- In 2020, he ranked second among all NFL running backs with a run stuff percentage of 4.2%.
- Selected by the Green Bay Packers in the fourth round (134th overall) of the 2017 NFL Draft out of BYU.



JAMAAL WILLIAMS' NFL REGULAR SEASON RUSHING/RECEIVING STATISTICS

YEAR	TEAM	GP	GS	RUSHING					RECEIVING				
				NO	YDS	AVG	LG	TD	NO	YDS	AVG	LG	TD
2017	GB	16	7	153	556	3.6	25	4	25	262	10.5	54t	2
2018	GB	16	8	121	464	3.8	20	3	27	210	7.8	26	0
2019	GB	14	2	107	460	4.3	45	1	39	253	6.5	17	5
2020	GB	14	3	119	505	4.2	25	2	31	236	7.6	29	1
2021	DET	13	11	153	601	3.9	20	3	26	157	6.0	15	0
TOTALS		73	31	653	2,586	4.0	45	13	148	1,118	7.6	54T	8



JAMAAL WILLIAMS' NFL POSTSEASON RUSHING/RECEIVING STATISTICS

YEAR	TEAM	GP	GS	RUSHING					RECEIVING				
				NO	YDS	AVG	LG	TD	NO	YDS	AVG	LG	TD
2019	GB	2	0	4	9	2.3	4	0	3	10	3.3	9	0
2020	GB	2	1	19	88	4.6	12	0	4	22	5.5	11	0
TOTALS		4	1	23	97	4.2	12	0	7	32	4.6	11	0



JAMAAL WILLIAMS' SINGLE-GAME HIGHS: RUSHING/RECEIVING

Rush Attempts	22 at Detroit Lions, Dec 31, 2017	Receiving TDs	1 at Indianapolis Colts, Nov 22, 2020
Rushing Yards	113 vs. Tampa Bay Buccaneers, Dec 03, 2017	All-Purpose Yards	156 at New York Jets, Dec 23, 2018
Rushing Average	7.9 vs. Detroit Lions, Sep 20, 2020	Kickoff Returns	3 vs. Arizona Cardinals, Dec 02, 2018
Longest Runs	45 vs. Detroit Lions, Oct 14, 2019	Kickoff Return Yards	72 vs. Arizona Cardinals, Dec 02, 2018
Rushing TDs	1 at Seattle Seahawks, Jan 02, 2022	Longest Kickoff Return	30 vs. Arizona Cardinals, Dec 02, 2018
Receptions	8 vs. San Francisco 49ers, Sep 12, 2021	Kickoff Return Average	24.0 vs. Arizona Cardinals, Dec 02, 2018
Receiving Yards	95 vs. Atlanta Falcons, Oct 05, 2020	Special Teams Tackles	2 at Tampa Bay Buccaneers, Oct 18, 2020
Receiving Average	17.3 at Pittsburgh Steelers, Nov 26, 2017	Most TDs	2 at Kansas City Chiefs, Oct 27, 2019
Longest Receptions	54t at Pittsburgh Steelers, Nov 26, 2017	Miscellaneous Tackles	1 at Carolina Panthers, Dec 17, 2017

JAMAAL WILLIAMS' 100-YARD RUSHING GAMES (2): REGULAR SEASON

DATE	TEAM	ATT.	YDS.	AVG.	LG	TD
12/03/17	TB	21	113	5.4	25	1
10/14/19	DET	14	104	7.4	45	0

JAMAAL WILLIAMS' 2021 GXG REGULAR-SEASON STATISTICS (DET)

DATE	OPP	P/S	RUSHING					RECEIVING				
			NO	YDS	AVG	LG	TD	NO	YDS	AVG	LG	TD
09/12	SF	S	9	54	6.0	20	1	8	56	7.0	11	0
09/20	at GB	S	7	25	3.6	8	0	3	12	4.0	6	0
09/26	BAL	S	12	42	3.5	14	1	2	25	12.5	15	0
10/03	at CHI	S	14	66	4.7	11	0	0	0	0.0	0	0
10/10	at MIN	S	13	57	4.4	13	0	2	8	4.0	4	0
10/17	CIN	S	4	11	2.8	6	0	1	-2	-2.0	-2	0
10/24	at LAR	S	12	57	4.8	14	0	0	0	0.0	0	0
10/31	PHI											
11/14	at PIT											
11/21	at CLE	S	7	11	1.6	5	0	0	0	0.0	0	0
11/25	CHI	P	15	65	4.3	19	0	5	18	3.6	9	0
12/05	MIN	S	17	71	4.2	11	0	1	9	9.0	9	0
12/12	at DEN											
12/19	ARI											
12/26	at ATL	S	19	77	4.1	14	0	0	0	0.0	0	0
01/02	at SEA	S	11	22	2.0	6	1	3	22	7.3	11	0
01/09	GB	P	13	43	3.3	9	0	1	9	9.0	9	0
2021 TTL	13-11		153	601	3.9	20	3	26	157	6.0	15	0





18

NON-FOOTBALL INJURY (NF)

JAMESON WILLIAMS

Complete, comprehensive bios are available on NFL.com

POSITION: Wide Receiver
NFL/LIONS YEARS: Rookie / 1
HEIGHT/WEIGHT: 6-1 / 180
HOMETOWN: St. Louis, Mo.
COLLEGE: Alabama
ACQUIRED: D-1b '22

CAREER HIGHLIGHTS

- Joined the Lions as a first-round selection (12th overall) in the 2022 NFL Draft out of Alabama.
- Became the Lions' highest-ever draft selection out of Alabama and the first Crimson Tide wideout to be selected by the team. This also marked the first time Detroit has selected a wide receiver in the first round of a Draft since taking WR Calvin Johnson with the second overall pick in the 2007 NFL Draft.

COLLEGE

Spent his final collegiate season at Alabama in 2021 after two seasons (2019-20) at Ohio State, totaling 94 receptions for 1,838 yards (19.6 avg.) and 18 touchdowns in his FBS career.

2021 (Alabama): Started in all 15 games for the Crimson Tide, catching 79 passes for 1,572 yards (19.9 avg.) and 15 touchdowns. Also returned 10 kickoffs for 352 yards and two touchdowns, including a 100-yard touchdown return.

- Hauled in an Alabama single-season record four touchdowns of 70-plus yards, which also led the FBS.
- 1-of-13 receivers in program history to eclipse the 1,000-yard receiving marker for a single season.
- Finished third on Alabama's single-season receiving yardage list with 1,572 yards.
- Ranked fourth in the nation with 1,947 all-purpose yards.
- Named First Team All-America (AP, Sporting News, CBS Sports, PFF and USA Today)

2020 (Ohio State): Appeared in eight games (six starts) and recorded nine receptions for 154 yards (17.1 avg.) and two touchdowns.

2019 (Ohio State): Played in all 14 games and tallied six receptions for 112 yards (18.7 avg.) and one touchdown as a true freshman.

PERSONAL

- Attended Cardinal Ritter College Prep (St. Louis, Mo.) and led the team to the Class 3 state championship game as a senior with 68 receptions for 1,626 yards and 22 touchdowns.
- Won two state track and field titles and holds the Missouri state record in the 300-meter hurdles previously set by Cowboys RB Ezekiel Elliott.
- Selected to play in the 2019 Under Armour All-American Game.
- Son of Tianna and James Williams.





51

JOSH WOODS

Complete, comprehensive bios are available on NFL.com

POSITION: Linebacker

NFL/LIONS YEARS: 5 / 2

HEIGHT/WEIGHT: 6-1 / 230

HOMETOWN: Baltimore, Md.

COLLEGE: Maryland

ACQUIRED: FA '21

CAREER HIGHLIGHTS

- Became the first Lions player since LB DeAndre Levy in 2013 to post a game with 13 tackles and two tackles for loss, doing so in Week 14 at Denver (12/12/21).
- Made his NFL debut in Week 4 of the 2019 season vs. Minnesota (9/29/19).

COLLEGE

Played for four seasons with the Maryland Terrapins from 2014-2017 as a defensive back. In his collegiate career, he has amassed 107 total tackles (72 solo), two interceptions for 24 yards (12.0 avg), eight pass defenses, and 5.5 tackles for loss (18 yards).

2017: Played in 10 games with Maryland at safety. Produced 62 total tackles (45 solo), 4.5 tackles for loss (17 yards), two interceptions for 24 yards (12.0 avg), six pass defenses, and one forced fumble.

2016: Appeared in 10 games for the Terrapins at safety. Tallied 41 total tackles (25 solo), two pass defenses, and one tackle for loss (one yard).

2015: Played in six games with Maryland primarily on special teams.

2014: Appeared in eight games for the Terrapins primarily on special teams.

PERSONAL

- Prepped at McDonogh School (Md.), where he led the Eagles to an 11-0 season and the team's first MIAA A title.
- Named to the Maryland All-State team and the Maryland Private School First-Team in his senior year. Also named to the Baltimore Sun All-Metro team and Team Maryland for the 2014 Big 33 Football Classic.
- Son of Frank Harris and Karen Sullivan.
- Majored in American studies at Maryland.

JOSH WOODS' NFL REGULAR SEASON DEFENSIVE STATISTICS

DATE	TEAM	GP	GS	TT	TACKLES						INTERCEPTIONS						O. FUMB					ST					MISC									
					S	A	TFL	YDS	SK	YDS	QBH	NO	YDS	LG	TD	PD	FF	FR	TD	YDS	TT	S	A	FF	FR	S	A									
2018	CHI	0	0	0	0	0	0	0	0.0	0.0	0	0	0	0	0	0	0	0	0	0	0	0	0	0	0	0	0	0	0	0	0	0	0	0	0	0
2019	CHI	9	0	0	0	0	0	0	0.0	0.0	0	0	0	0	0	0	0	0	0	0	0	0	0	0	0	5	3	2	0	0	0	0	0	0		
2020	CHI	15	0	7	4	3	0	0	0.0	0.0	0	0	0	0	0	0	0	0	0	0	0	0	0	0	7	5	2	0	1	0	0	0	0	0		
2021	CHI	1	0	0	0	0	0	0	0.0	0.0	0	0	0	0	0	0	0	0	0	0	0	0	0	0	0	0	0	0	0	0	0	0	0	0	0	
Went from Chicago to Detroit .																																				
2021	DET	12	1	21	16	5	2	1	0.0	0.0	2	0	0	0	0	0	0	0	0	0	0	0	0	0	0	7	5	2	0	0	0	0	0	0	0	
2021	TOT	13	1	21	16	5	2	1	0.0	0.0	2	0	0	0	0	0	0	0	0	0	0	0	0	0	0	7	5	2	0	0	0	0	0	0	0	
TOTALS		37	1	28	20	8	2	1	0.0	0.0	2	0	0	0	0	0	0	0	0	0	0	0	0	0	19	13	6	0	1	0	0	0	0	0	0	





JOSH WOODS' NFL POSTSEASON DEFENSIVE STATISTICS

DATE	TEAM	GP	TACKLES								INTERCEPTIONS					O. FUMB				ST			MISC					
			GS	TT	S	A	TFL	YDS	SK	YDS	QBH	NO	YDS	LG	TD	PD	FF	FR	TD	YDS	TT	S	A	FF	FR	S	A	
2018	CHI	0	0	0	0	0	0	0	0.0	0.0	0	0	0	0	0	0	0	0	0	0	0	0	0	0	0	0	0	0
2020	CHI	1	0	0	0	0	0	0	0.0	0.0	0	0	0	0	0	0	0	0	0	0	0	0	0	0	0	0	0	0
TOTALS		1	0	0	0	0	0	0	0.0	0.0	0	0	0	0	0	0	0	0	0	0	0	0	0	0	0	0	0	0

JOSH WOODS' SINGLE-GAME HIGHS: DEFENSIVE

Total Tackles 13 at Denver Broncos, Dec 12, 2021 **Special Teams Tackles** 3 at Minnesota Vikings, Oct 10, 2021
Solo Tackles 10 at Denver Broncos, Dec 12, 2021 **Special Teams Fumble Recoveries** 1 vs. Houston Texans, Dec 13, 2020
Tackles For Loss 2 at Denver Broncos, Dec 12, 2021

JOSH WOODS' 2021 GXG REGULAR-SEASON STATISTICS (CHI/DET)

DATE	OPP	P/S	TACKLES								INTERCEPTIONS					O. FUMB				ST			MISC				
			TT	S	A	SK	YDS	TFL	YDS	QBH	NO	YDS	LG	TD	PD	FF	FR	TD	YDS	TT	S	A	FF	FR	S	A	
09/12	at LAR	P	0	0	0	0.0	0.0	0	0	0	0	0	0	0	0	0	0	0	0	0	0	0	0	0	0	0	0
09/19	CIN		PRACTICE SQUAD Went from CHI to DET .																								
09/26	BAL	P	0	0	0	0.0	0.0	0	0	0	0	0	0	0	0	0	0	0	0	0	0	0	0	0	0	0	0
10/03	at CHI	P	0	0	0	0.0	0.0	0	0	0	0	0	0	0	0	0	0	0	0	0	0	0	0	0	0	0	0
10/10	at MIN	P	0	0	0	0.0	0.0	0	0	0	0	0	0	0	0	0	0	0	0	0	0	0	3	2	1	0	0
10/17	CIN	P	0	0	0	0.0	0.0	0	0	0	0	0	0	0	0	0	0	0	0	0	0	0	1	0	1	0	0
10/24	at LAR	P	0	0	0	0.0	0.0	0	0	0	0	0	0	0	0	0	0	0	0	0	0	0	0	0	0	0	0
10/31	PHI	P	0	0	0	0.0	0.0	0	0	0	0	0	0	0	0	0	0	0	0	0	0	0	2	2	0	0	0
11/14	at PIT	P	0	0	0	0.0	0.0	0	0	0	0	0	0	0	0	0	0	0	0	0	0	0	1	1	0	0	0
11/21	at CLE	P	0	0	0	0.0	0.0	0	0	0	0	0	0	0	0	0	0	0	0	0	0	0	0	0	0	0	0
11/25	CHI	P	0	0	0	0.0	0.0	0	0	0	0	0	0	0	0	0	0	0	0	0	0	0	0	0	0	0	0
12/05	MIN	P	8	6	2	0.0	0.0	0	0	1	0	0	0	0	0	0	0	0	0	0	0	0	0	0	0	0	0
12/12	at DEN	S	13	10	3	0.0	0.0	2	1	1	0	0	0	0	0	0	0	0	0	0	0	0	0	0	0	0	0
12/19	ARI	P	0	0	0	0.0	0.0	0	0	0	0	0	0	0	0	0	0	0	0	0	0	0	0	0	0	0	0
12/26	at ATL		INACTIVE																								
01/02	at SEA		INJURED RESERVE																								
01/09	GB		INJURED RESERVE																								
2021 TTL	13-1		21	16	5	0.0	0.0	2	1	2	0	0	0	0	0	0	0	0	0	0	0	7	5	2	0	0	0





89

BROCK WRIGHT

Complete, comprehensive bios are available on NFLONG.com

POSITION: Tight End
NFL/LIONS YEARS: 2 / 2
HEIGHT/WEIGHT 6-5 / 255
HOMETOWN: Cypress, Texas
COLLEGE: Notre Dame
ACQUIRED: UDFA '21

CAREER HIGHLIGHTS

- ▶ Became the third undrafted rookie tight end in franchise history to tally multiple touchdown receptions.
- ▶ Became the first undrafted rookie tight end to score a touchdown since Joseph Fauria in 2013.
- ▶ Made his NFL debut in Week 7 against the Los Angeles Rams.
- ▶ Signed with the Lions as an undrafted free agent following the 2021 NFL Draft.

COLLEGE

Played four seasons at Notre Dame (2017-20) and totaled seven receptions for 78 yards (11.1 avg.) and one touchdown. He helped Notre Dame reach two appearances in the College Football Playoff semifinals.

PERSONAL

- ▶ Attended Cy-Fair High School in Cypress, Texas.
- ▶ Majored in marketing at Notre Dame.
- ▶ Widely considered the top tight end in the 2017 recruiting class.
- ▶ Selected to participate in the 2016 Under Armour All-American Game in St. Petersburg, Fla.



BROCK WRIGHT'S NFL REGULAR SEASON RUSHING/RECEIVING STATISTICS

YEAR	TEAM	RECEIVING							RUSHING				
		GP	GS	NO	YDS	AVG	LG	TD	NO	YDS	AVG	LG	TD
2021	DET	10	5	12	117	9.8	36t	2	0	0	0.0	0	0
TOTALS		10	5	12	117	9.8	36T	2	0	0	0.0	0	0

BROCK WRIGHT'S SINGLE-GAME HIGHS: RECEIVING

Receptions	3 at Atlanta Falcons, Dec 26, 2021	All-Purpose Yards	51 vs. Green Bay Packers, Jan 09, 2022
Receiving Yards	51 vs. Green Bay Packers, Jan 09, 2022	Special Teams Tackles	1 at Denver Broncos, Dec 12, 2021
Receiving Average	6.7 at Denver Broncos, Dec 12, 2021	Most TDs	1 vs. Green Bay Packers, Jan 09, 2022
Longest Receptions	36t vs. Green Bay Packers, Jan 09, 2022	Miscellaneous Tackles	1 at Denver Broncos, Dec 12, 2021
Receiving TDs	1 vs. Green Bay Packers, Jan 09, 2022		





84

SHANE ZYLSTRA

(ZILL-strah)

Complete, comprehensive bios are available on NFL.com

POSITION: Tight End

NFL/LIONS YEARS: 2 / 2

HEIGHT/WEIGHT: 6-4 / 239

HOMETOWN: Spicer, Minn.

COLLEGE: Minnesota State

ACQUIRED: FA '21

CAREER HIGHLIGHTS

- Joined the Lions practice squad after signing with the Minnesota Vikings as an undrafted free agent following the 2021 NFL Draft.
- Recorded three receptions for 34 yards (11.3 avg.) in his debut season.

COLLEGE

Played four seasons (2016-19) at Minnesota State-Mankato as a wide receiver, ending his career as the Maverick's leader in receptions (227), receiving yards (4,297) and receiving touchdowns (54). His 330 career points rank third-best in MSU history.

2019: Started in all 15 games and led the receiving corps with 81 catches for 1,676 yards and 18 touchdowns, all of which set MSU single-season records.

- Named to the All-NSIC First Team and NSIC All-Academic Team, CoSIDA Academic All-American Second Team, D2CCA All-Super Region First Team and Don Hansen All-Super Region Third Team.

2018: Started all 14 games and recorded 66 catches for 1,261 yards and 14 touchdowns, averaging 90.1 receiving yards a game.

- Named to the All-NSIC First Team and the AFCA All-American Second Team.

2017: Started all 14 games and led the receiver room with 51 catches for 861 yards and 15 touchdowns, the most touchdown catches in MSU single-season history.

- Received D2CCA All-Super Region First Team honors and Don Hansen All-Super Region Second Team recognition.

2016: Played in all 11 games for the Mavericks and finished second on the team in receiving yards with 499 on 29 receptions and seven touchdown catches.

2015: Redshirted.

PERSONAL

- Also ran track at Minnesota State, competing in the long jump.
- Attended New London-Spice (Spicer, Minn.) High School where he started two seasons as a wide receiver and the team's kick and punt returner. Registered 1,531 receiving yards and 17 touchdowns with a school-record 94 career catches.
- Named two-time all-conference, two-time all-area and secondteam all-state in football alongside all-state honors as a member of the track and field team in long jump and high jump.
- Older brother, Brandon, is a wide receiver for the Carolina Panthers and also spent time with the Vikings in 2018.
- Earned his bachelor degree from Minnesota State in biology.
- Married to his wife, Gabriel, and has a son, Brooks.





SHANE ZYLSTRA'S NFL REGULAR SEASON RUSHING/RECEIVING STATISTICS

YEAR	TEAM	RECEIVING							RUSHING				
		GP	GS	NO	YDS	AVG	LG	TD	NO	YDS	AVG	LG	TD
2021	MIN	0	0	0	0	0.0	0	0	0	0	0.0	0	0
Went from Minnesota to Detroit .													
2021	DET	4	0	3	34	11.3	16	0	0	0	0.0	0	0
2021	TOT	4	0	3	34	11.3	16	0	0	0	0.0	0	0
TOTALS		4	0	3	34	11.3	16	0	0	0	0.0	0	0

SHANE ZYLSTRA'S SINGLE-GAME HIGHS: RECEIVING

Receptions 2 at Denver Broncos, Dec 12, 2021

Longest Receptions 16 vs. Arizona Cardinals, Dec 19, 2021

Receiving Yards 18 at Denver Broncos, Dec 12, 2021

All-Purpose Yards 18 at Denver Broncos, Dec 12, 2021

SHANE ZYLSTRA'S 2021 GXG REGULAR-SEASON STATISTICS (MIN/DET)

DATE	OPP	P/S	RECEIVING					RUSHING					
			NO	YDS	AVG	LG	TD	NO	YDS	AVG	LG	TD	
09/12	at CIN												
DID NOT PLAY													
09/20	at GB												
Went from MIN to DET .													
09/26	BAL												
PRACTICE SQUAD													
10/03	at CHI												
PRACTICE SQUAD													
10/10	at MIN	P	0	0	0.0	0	0	0	0	0.0	0	0	
10/17	CIN												
PRACTICE SQUAD													
10/24	at LAR												
PRACTICE SQUAD													
10/31	PHI												
PRACTICE SQUAD													
11/14	at PIT												
PRACTICE SQUAD													
11/21	at CLE												
PRACTICE SQUAD													
11/25	CHI												
PRACTICE SQUAD													
12/05	MIN												
PRACTICE SQUAD													
12/12	at DEN	P	2	18	9.0	14	0	0	0	0.0	0	0	
12/19	ARI	P	1	16	16.0	16	0	0	0	0.0	0	0	
12/26	at ATL	P	0	0	0.0	0	0	0	0	0.0	0	0	
01/02	at SEA												
PRACTICE SQUAD/INJURED RESERVE													
01/09	GB												
PRACTICE SQUAD/INJURED RESERVE													
2021 TTL		4-0	3	34	11.3	16	0	0	0	0.0	0	0	





DRIVEN BY DETROIT

2022 MEDIA GUIDE
2021 SEASON STATS



DEFENSIVE STATS

2021 REGULAR SEASON DETROIT LIONS DEFENSIVE STATS
(THROUGH WEEK 18)

POS.	PLAYER	TKL.	AST.	TOTAL	TFL	SACKS/YDS.	QBH	FR	FF	INT./YDS.	PD
S	T. Walker	72	33	105	3	1.0/8.0	1	0	0	1/5	6
CB	W. Harris	62	29	91	0	0.5/5.5	1	0	1	0/0	4
ILB	A. Anzalone	49	29	78	1	1.0/3.0	2	0	0	1/0	7
ILB	J. Reeves-Maybin	46	26	72	4	0.0/0.0	1	1	2	0/0	4
S	D. Marlowe	36	29	65	0	0.0/0.0	2	1	0	0/0	2
OLB	C. Harris	34	31	65	10	7.5/70.0	16	0	2	0/0	0
ILB	D. Barnes	40	23	63	4	2.0/0.0	2	0	0	0/0	2
CB	A. Oruware	44	13	57	2	0.0/0.0	0	1	0	6/68	11
DE	M. Brockers	23	29	52	4	1.0/10.0	1	0	0	0/0	0
CB	A. Parker	39	11	50	1	0.0/0.0	0	0	1	1/0	7
NT	A. McNeill	15	24	39	3	2.0/8.0	3	0	0	0/0	1
DE	L. Onwuzurike	15	20	35	2	1.0/7.0	1	0	0	0/0	2
CB	J. Jacobs	27	4	31	3	0.0/0.0	1	0	1	0/0	7
OLB	A. Bryant	21	10	31	5	4.5/30.5	6	0	0	0/0	0
OLB	J. Okwara	18	9	27	6	5.0/28.0	9	1	1	1/9	2
DE	N. Williams	14	13	27	4	0.5/4.0	2	0	0	0/0	1
OLB	T. Flowers	15	9	24	1	1.5/9.0	3	1	1	0/0	0
ILB	J. Woods	16	5	21	2	0.0/0.0	2	0	0	0/0	0
CB	I. Melifonwu	11	3	14	0	0.0/0.0	0	2	0	0/0	3
S	C. Moore	8	6	14	0	0.0/0.0	1	0	0	1/21	1
OLB	J. Lemonier	7	7	14	1	1.5/12.0	3	0	0	0/0	0
NT	J. Penisini	4	10	14	0	0.0/0.0	1	0	0	0/0	1
CB	B. Price	8	4	12	0	0.0/0.0	0	0	0	0/0	3
ILB	J. Collins Sr.	7	3	10	1	0.0/0.0	1	1	0	0/0	0
ILB	A. Pittman	5	5	10	0	0.0/0.0	1	0	0	0/0	1
S	J. Elliott	4	4	8	0	0.0/0.0	0	0	0	0/0	0
OLB	R. Okwara	3	3	6	1	1.0/6.0	2	0	0	0/0	0
	B. Hector	3	2	5	0	0.0/0.0	0	0	0	0/0	0
CB	J. Okudah	3	1	4	0	0.0/0.0	0	0	0	0/0	1
	N. Robey-Coleman	3	1	4	0	0.0/0.0	0	0	0	0/0	0
S	B. Breeze	3	0	3	0	0.0/0.0	0	0	0	0/0	0
DE	K. Strong	3	0	3	0	0.0/0.0	0	0	0	0/0	0
OLB	R. Berry	2	1	3	0	0.0/0.0	1	0	0	0/0	0
CB	M. Gilbert	2	1	3	0	0.0/0.0	0	0	1	0/0	1
DE	D. Hand	1	1	2	0	0.0/0.0	0	0	0	0/0	1
CB	D. Worley	0	2	2	0	0.0/0.0	0	0	0	0/0	0
LIONS TOTALS		663	401	1,064	58	30.0/201.0	63	8	10	11/103	68
OPP. TOTALS		679	357	1,036	79	35.0/276.0	93	9	12	14/116	64

Assist, TFL=Tackle for a Loss, QBH=Quarterback Hits, Int.=Interception, FR=Fumble Recovery, FF=Forced Fumble, PD=Pass Defense





DEFENSIVE STATS

2021 LIONS SPECIAL TEAMS				
POS.	PLAYER	TKL.	AST.	COMB.
ILB	Reeves-Maybin, Jalen	7	3	10
S	Moore, C.J.	5	3	8
ILB	Pittman, Anthony	4	4	8
FB	Cabinda, Jason	6	1	7
ILB	Woods, Josh	5	2	7
RB/KR	Igwebuike, Godwin	4	3	7
CB	Price, Bobby	4	2	6
S	Elliott, Jalen	3	1	4
ILB	Barnes, Derrick	2	2	4
WR	Hodge, KhaDarel	3	0	3
CB	Jacobs, Jerry	3	0	3
ILB	Bolton, Curtis	2	1	3
S	Breeze, Brady	2	1	3
S	Walker, Tracy	2	1	3
S	Marlowe, Dean	1	1	2
TE	Wright, Brock	1	1	2
CB	Harris, Will	0	2	2
DLB	Lemonier, Jessie	1	0	1
CB	Melifonwu, Ifeatu	1	0	1
K	Patterson, Riley	1	0	1
RB	Reynolds, Craig	1	0	1
CB	Smith, Saivion	1	0	1
LS	Daly, Scott	0	1	1
TOTALS		59	29	88

DEFENSIVE STATS BY RANK									
SACKS		INTERCEPTIONS		TACKLES FOR LOSS		PASSES DEFENSED		QUARTERBACK HITS	
PLAYER	NO.	PLAYER	NO.	PLAYER	NO.	PLAYER	NO.	PLAYER	NO.
C. Harris	7.5	A. Oruwariye	6	C. Harris	10	A. Oruwariye	11	C. Harris	16
J. Okwara	5.0	A. Anzalone	1	J. Okwara	6	A. Anzalone	7	J. Okwara	9
A. Bryant	4.5	C. Moore	1	A. Bryant	5	J. Jacobs	7	A. Bryant	6
D. Barnes	2.0	J. Okwara	1	D. Barnes	4	A. Parker	7	T. Flowers	3
A. McNeill	2.0	A. Parker	1	M. Brockers	4	T. Walker	6	J. Lemonier	3
T. Flowers	1.5	T. Walker	1	J. Reeves-Maybin	4	W. Harris	4	A. McNeill	3
J. Lemonier	1.5			N. Williams	4	J. Reeves-Maybin	4	A. Anzalone	2
A. Anzalone	1.0			J. Jacobs	3	I. Melifonwu	3	D. Barnes	2
M. Brockers	1.0			A. McNeill	3	B. Price	3	D. Marlowe	2
R. Okwara	1.0			T. Walker	3	D. Barnes	2	R. Okwara	2
L. Onwuzurike	1.0			L. Onwuzurike	2	D. Marlowe	2	N. Williams	2
T. Walker	1.0			A. Oruwariye	2	J. Okwara	2	J. Woods	2
W. Harris	0.5			J. Woods	2	L. Onwuzurike	2	R. Berry	1
N. Williams	0.5			A. Anzalone	1	M. Gilbert	1	M. Brockers	1
				J. Collins Sr.	1	D. Hand	1	J. Collins Sr.	1
				T. Flowers	1	A. McNeill	1	W. Harris	1
				J. Lemonier	1	C. Moore	1	J. Jacobs	1
				R. Okwara	1	J. Okudah	1	C. Moore	1
				A. Parker	1	J. Penisini	1	L. Onwuzurike	1
						A. Pittman	1	J. Penisini	1
						N. Williams	1	A. Pittman	1
								J. Reeves-Maybin	1
								T. Walker	1





2021 GAME-BY-GAME STARTERS

DATE	OPPONENT	OFFENSE										
		WR	LT	LG	C	RG	RT	TE	QB	RB	T	FB
9/12	San Francisco	Kalif Raymond/ Tyrell Williams	Penei Sewell	Jonah Jackson	Frank Ragnow	Halapoulivaati Vaitai	Matt Nelson	Darren Fells/ T.J. Hockenson	Jared Goff	Jamaal Williams	--	--
9/20	at Green Bay	Kalif Raymond/ Quintez Cephus	Penei Sewell	Jonah Jackson	Frank Ragnow	Halapoulivaati Vaitai	Matt Nelson	Darren Fells/ T.J. Hockenson	Jared Goff	Jamaal Williams	--	--
9/26	Baltimore	Kalif Raymond	Penei Sewell	Jonah Jackson	Frank Ragnow	Halapoulivaati Vaitai	Matt Nelson	Darren Fells/ T.J. Hockenson	Jared Goff	Jamaal Williams	Will Holden	--
10/3	at Chicago	Kalif Raymond/ Quintez Cephus	Penei Sewell	Jonah Jackson	Frank Ragnow	Halapoulivaati Vaitai	Matt Nelson	Darren Fells/ T.J. Hockenson	Jared Goff	Jamaal Williams	--	--
10/10	at Minnesota	Kalif Raymond/ Quintez Cephus/ Amon-Ra St. Brown	Penei Sewell	Jonah Jackson	Evan Brown	Halapoulivaati Vaitai	Matt Nelson	T.J. Hockenson	Jared Goff	Jamaal Williams	--	--
10/17	Cincinnati	Kalif Raymond/ KhaDarel Hodge	Penei Sewell	Jonah Jackson	Evan Brown	Halapoulivaati Vaitai	Matt Nelson	Darren Fells/ T.J. Hockenson	Jared Goff	Jamaal Williams	--	--
10/24	at L.A. Rams	Kalif Raymond/ Geronimo Allison/ Amon-Ra St. Brown	Penei Sewell	Jonah Jackson	Evan Brown	Halapoulivaati Vaitai	Matt Nelson	T.J. Hockenson	Jared Goff	Jamaal Williams	--	--
10/31	Philadelphia	Kalif Raymond/ Trinity Benson	Penei Sewell	Jonah Jackson	Evan Brown	Halapoulivaati Vaitai	Matt Nelson	T.J. Hockenson	Jared Goff	D'Andre Swift	--	Jason Cabinda
11/14	at Pittsburgh	Kalif Raymond/ Amon-Ra St. Brown	Taylor Decker	Jonah Jackson	Evan Brown	Halapoulivaati Vaitai	Penei Sewell	Brock Wright/ T.J. Hockenson	Jared Goff	D'Andre Swift	--	--
11/21	at Cleveland	Kalif Raymond	Taylor Decker	Jonah Jackson	Evan Brown	Halapoulivaati Vaitai	Penei Sewell	Brock Wright/ T.J. Hockenson n/ Jason Cabinda	Tim Boyle	Jamaal Williams	--	--
11/25	Chicago	Kalif Raymond/ Amon-Ra St. Brown/ Josh Reynolds	Taylor Decker	Jonah Jackson	Evan Brown	Tommy Kraemer	Penei Sewell	T.J. Hockenson	Jared Goff	D'Andre Swift	--	--
12/5	Minnesota	Kalif Raymond/ Amon-Ra St. Brown/ Josh Reynolds	Taylor Decker	Jonah Jackson	Evan Brown	Halapoulivaati Vaitai	Penei Sewell	T.J. Hockenson	Jared Goff	Jamaal Williams	--	--
12/12	at Denver	Amon-Ra St. Brown/ Josh Reynolds	Taylor Decker	Jonah Jackson	Ryan McCollum	Halapoulivaati Vaitai	Penei Sewell	Brock Wright	Jared Goff	Godwin Igwebuikwe	Matt Nelson	--
12/19	Arizona	Kalif Raymond/ Amon-Ra St. Brown/ Jason Cabinda	Taylor Decker	Tommy Kraemer	Evan Brown	Halapoulivaati Vaitai	Penei Sewell	Brock Wright	Jared Goff	Craig Reynolds	--	--
12/26	at Atlanta	Amon-Ra St. Brown/ Josh Reynolds	Taylor Decker	Jonah Jackson	Evan Brown	Halapoulivaati Vaitai	Penei Sewell	Brock Wright	Tim Boyle	Jamaal Williams	--	Jason Cabinda
1/2	at Seattle	Trinity Benson	Taylor Decker	Jonah Jackson	Evan Brown	Tommy Kraemer	Penei Sewell	Jared Pinkney / Ross Travis	Tim Boyle	Jamaal Williams	Matt Nelson	--
1/9	Green Bay	Kalif Raymond/ Amon-Ra St. Brown/ Josh Reynolds	Matt Nelson	Jonah Jackson	Evan Brown	Halapoulivaati Vaitai	Taylor Decker	--	Jared Goff	Craig Reynolds/ D'Andre Swift	--	--





2021 GAME-BY-GAME STARTERS

DEFENSE														
DATE	OPPONENT	DE	DE	NT	NT	ILB	ILB	CB	C B	S	OL B	OL B	L B	L B
9/12	San Francisco	Michael Brockers / Nick Williams	Alim McNeill	Alex Anzalone / Jamie Collins Sr.	Jeff Okudah / Amani Oruwariye	Will Harris / Tracy Walker	Trey Flowers / Romeo Okwara	--	--	--	--	--	--	--
9/20	at Green Bay	Michael Brockers / Nick Williams	--	Jamie Collins Sr. / Alex Anzalone	Ifeatu Melifonwu / A.J. Parker / Amani Oruwariye	Will Harris / Tracy Walker	Trey Flowers / Romeo Okwara	--	--	--	--	--	--	--
9/26	Baltimore	Michael Brockers / Nick Williams	Alim McNeill	Alex Anzalone / Derrick Barnes	Amani Oruwariye / Bobby Price	Will Harris / Tracy Walker	Romeo Okwara / Charles Harris	--	--	--	--	--	--	--
10/3	at Chicago	Michael Brockers / Nick Williams	Alim McNeill	Alex Anzalone / Derrick Barnes	Amani Oruwariye / Bobby Price	Will Harris / Tracy Walker	Romeo Okwara / Charles Harris	--	--	--	--	--	--	--
10/10	at Minnesota	Michael Brockers / Nick Williams	--	Alex Anzalone / Jalen Reeves-Maybin	Jerry Jacobs / Amani Oruwariye / A.J. Parker	Will Harris / Tracy Walker	Trey Flowers / Charles Harris	--	--	--	--	--	--	--
10/17	Cincinnati	Michael Brockers / Nick Williams	Alim McNeill	Alex Anzalone / Jalen Reeves-Maybin	Jerry Jacobs / Amani Oruwariye	Will Harris / Tracy Walker	Trey Flowers	Derrick Barnes	--	--	--	--	--	--
10/24	at L.A. Rams	Michael Brockers / Nick Williams	--	Alex Anzalone / Jalen Reeves-Maybin	Jerry Jacobs / Amani Oruwariye / A.J. Parker	Will Harris / Tracy Walker	Trey Flowers / Charles Harris	--	--	--	--	--	--	--
10/31	Philadelphia	Michael Brockers / Nick Williams	--	Alex Anzalone / Jalen Reeves-Maybin	Jerry Jacobs / Amani Oruwariye	Will Harris / Tracy Walker / Dean Marlowe	Trey Flowers / Charles Harris	--	--	--	--	--	--	--
11/14	at Pittsburgh	Michael Brockers / Nick Williams	--	Alex Anzalone / Jalen Reeves-Maybin	Jerry Jacobs / Amani Oruwariye / A.J. Parker	Will Harris / Tracy Walker	Trey Flowers / Charles Harris	--	--	--	--	--	--	--
11/21	at Cleveland	Michael Brockers / Nick Williams	--	Alex Anzalone / Jalen Reeves-Maybin	Jerry Jacobs / Amani Oruwariye / Dean Marlowe	Will Harris / Tracy Walker	Austin Bryant / Charles Harris	--	--	--	--	--	--	--
11/25	Chicago	Michael Brockers / Nick Williams	--	Alex Anzalone / Jalen Reeves-Maybin	Jerry Jacobs / Amani Oruwariye	Will Harris / Tracy Walker / Dean Marlowe	Austin Bryant / Charles Harris	--	--	--	--	--	--	--
12/5	Minnesota	Michael Brockers / Nick Williams	--	Alex Anzalone / Derrick Barnes	Jerry Jacobs / Amani Oruwariye	Will Harris / Tracy Walker / Dean Marlowe	Austin Bryant / Charles Harris	--	--	--	--	--	--	--
12/12	at Denver	Michael Brockers / Nick Williams	--	Alex Anzalone / Josh Woods	Jerry Jacobs / Amani Oruwariye	Jalen Elliott / Will Harris / Dean Marlowe	Jessie Lemonier / Charles Harris	--	--	--	--	--	--	--
12/19	Arizona	Michael Brockers / Nick Williams	--	Alex Anzalone / Jalen Reeves-Maybin	Amani Oruwariye / Will Harris / A.J. Parker	C.J. Moore / Dean Marlowe	Jessie Lemonier / Charles Harris	--	--	--	--	--	--	--
12/26	at Atlanta	Michael Brockers / Nick Williams	Alim McNeill	Jalen Reeves-Maybin	Ifeatu Melifonwu	Will Harris / Tracy Walker / Dean Marlowe	Austin Bryant / Charles Harris	Derrick Barnes	--	--	--	--	--	--
1/2	at Seattle	Nick Williams	Alim McNeill	Jalen Reeves-Maybin	Ifeatu Melifonwu / A.J. Parker	Will Harris / Tracy Walker / Dean Marlowe	Austin Bryant / Charles Harris	Anthony Pittman	--	--	--	--	--	--
1/9	Green Bay	Michael Brockers / Nick Williams	--	Derrick Barnes / Jalen Reeves-Maybin	Ifeatu Melifonwu / A.J. Parker / Will Harris	Tracy Walker / Dean Marlowe	Julian Okwara / Charles Harris	--	--	--	--	--	--	--





TEAM HIGHS AND LOWS

2021 REGULAR SEASON DETROIT LIONS OFFENSIVE HIGHS AND LOWS
(THROUGH WEEK 18)

HIGH	DATE	OPPONENT	CATEGORY	OPPONENT	DATE	LOW
37	1/9	vs. Green Bay	Points	vs. Philadelphia	10/31	6
20	12/5	vs. Minnesota	Points in a Quarter	vs. San Francisco	9/12	0
				at Green Bay	9/20	
				vs. Baltimore	9/26	
				at Chicago	10/3	
				at Minnesota	10/10	
				vs. Cincinnati	10/17	
				at L.A. Rams	10/24	
				vs. Philadelphia	10/31	
				at Pittsburgh	11/14	
				at Cleveland	11/21	
				vs. Chicago	11/25	
				vs. Minnesota	12/5	
				at Denver	12/12	
				at Seattle	1/2	
23	9/12	vs. San Francisco	Points in a Half	at Green Bay	9/20	0
				vs. Baltimore	9/26	
				at Chicago	10/3	
				vs. Cincinnati	10/17	
				vs. Philadelphia	10/31	
				at Cleveland	11/21	
				at Denver	12/12	
4	9/12	vs. San Francisco	Total Touchdowns	at Minnesota	10/10	1
				vs. Cincinnati	10/17	
				at L.A. Rams	10/24	
				vs. Philadelphia	10/31	
				at Cleveland	11/21	
				at Denver	12/12	
				at Atlanta	12/26	
84	9/12	vs. San Francisco	Total Plays	vs. Chicago	11/25	45
430	9/12	vs. San Francisco	Total Net Yards	vs. Cincinnati	10/17	228
				vs. Philadelphia	10/31	
31	9/12	vs. San Francisco	Total First Downs	at Cleveland	11/21	12
10	11/14	at Pittsburgh	First Downs Rushing	vs. Cincinnati	10/17	3
				vs. Philadelphia	10/31	
19	9/12	vs. San Francisco	First Downs Passing	at Pittsburgh	11/14	5
				at Cleveland	11/21	
4	9/12	vs. San Francisco	First Down Penalties	vs. Cincinnati	10/17	0
				vs. Green Bay	1/9	
50.0%	1/2	at Seattle	Third Down Efficiency	vs. Minnesota	12/5	18.2%
6.7999999999999998	1/9	vs. Green Bay	Average Yards Per Play	vs. Cincinnati	10/17	3.7000000000000002
229	11/14	at Pittsburgh	Total Net Yards Rushing	vs. Cincinnati	10/17	36
39	11/14	at Pittsburgh	Rushing Attempts	vs. Cincinnati	10/17	18
				vs. Philadelphia	10/31	
7.2999999999999998	11/21	at Cleveland	Rushing Average Yards	vs. Cincinnati	10/17	2
2	9/26	vs. Baltimore	Rushing Touchdowns	at Green Bay	9/20	0
				at Chicago	10/3	
				at L.A. Rams	10/24	
				vs. Chicago	11/25	
				vs. Minnesota	12/5	
				at Denver	12/12	
				vs. Arizona	12/19	
				at Atlanta	12/26	
314	9/12	vs. San Francisco	Total Net Yards Passing	at Pittsburgh	11/14	77
				at Cleveland	11/21	
57	9/12	vs. San Francisco	Passing Attempts	at Cleveland	11/21	23
38	9/12	vs. San Francisco	Passing Completions	at Pittsburgh	11/14	14





TEAM HIGHS AND LOWS

3	9/12	vs. San Francisco	Passing Touchdowns	vs. Baltimore at Minnesota vs. Cincinnati vs. Philadelphia at Pittsburgh at Cleveland at Pittsburgh vs. Baltimore vs. Chicago vs. Arizona vs. Green Bay at Cleveland at Atlanta at Seattle	9/26 10/10 10/17 10/31 11/14 11/21 11/14 9/26 10/3 10/31 11/14 11/25 12/19 1/9 11/21 12/26 1/2	0
9.1999999999999993 3	1/9 1/2	vs. Green Bay at Seattle	Passing Yards Average Passes Thrown for Interception	at Pittsburgh vs. Baltimore at Cleveland vs. Chicago at Atlanta vs. Philadelphia at Seattle vs. Chicago at Pittsburgh vs. Arizona at Pittsburgh vs. Green Bay at Atlanta at Cleveland at Seattle at Pittsburgh	11/14 9/26 10/3 10/31 11/14 11/25 12/19 1/9 11/21 12/26 1/2	2.7000000000000002 0
6	10/31	vs. Philadelphia	Times Sacked	at Cleveland at Atlanta at Seattle	11/21 12/26 1/2	0
6	10/31	vs. Philadelphia	QB Sacks	at Cleveland at Atlanta at Seattle	11/21 12/26 1/2	0
51	10/31	vs. Philadelphia	Sack Yards Lost	at Cleveland at Atlanta at Seattle	11/21 12/26 1/2	0
10	11/14	at Pittsburgh	Total Punts	at L.A. Rams	10/24	1
464	11/14	at Pittsburgh	Total Punt Yards	at L.A. Rams	10/24	36
55.5	10/17	vs. Cincinnati	Punt Gross Average Yards	at L.A. Rams	10/24	36
53.299999999999997 3	10/3 10/3	at Chicago at Chicago	Punt Net Average Yards Punt Returns	at L.A. Rams vs. San Francisco at L.A. Rams at Seattle vs. Green Bay	10/24 9/12 10/24 1/2 1/9 12/12 12/12	0 -4 -4.0
71	11/14	at Pittsburgh	Punt Return Yards	at Denver	12/12	-4
23.7	11/14	at Pittsburgh	Punt Return Yards Average	at Denver	12/12	-4.0
5	11/14	at Pittsburgh	Kickoff Returns	vs. Baltimore at Minnesota at Denver	9/26 10/10 12/12	0
126	10/31	vs. Philadelphia	Kickoff Return Yards	vs. Baltimore at Minnesota at Denver	9/26 10/10 12/12	0
10	11/25	vs. Chicago	Total Penalties	vs. Green Bay	1/9	2
84	11/14	at Pittsburgh	Penalty Yards	vs. Minnesota	12/5	11
3	10/3	at Chicago	Total Fumbles	vs. San Francisco vs. Baltimore vs. Cincinnati at L.A. Rams at Pittsburgh at Cleveland at Atlanta vs. Green Bay	9/12 9/26 10/17 10/24 11/14 11/21 12/26 1/9	0
2	10/3	at Chicago	Fumbles Lost	vs. San Francisco vs. Baltimore vs. Cincinnati at L.A. Rams at Pittsburgh at Cleveland at Atlanta at Seattle vs. Green Bay	9/12 9/26 10/17 10/24 11/14 11/21 12/26 1/2 1/9	0
38:05 3	12/26 1/2	at Atlanta at Seattle	Time of Possession Turnovers	vs. Cincinnati vs. Baltimore at Pittsburgh vs. Green Bay	10/17 9/26 11/14 1/9	24:08 0
77,240	9/20	at Green Bay	Attendance	vs. Baltimore vs. Green Bay vs. Arizona	12/19	45,211





TEAM HIGHS AND LOWS

2021 REGULAR SEASON DETROIT LIONS DEFENSIVE HIGHS AND LOWS
(THROUGH WEEK 18)

HIGH	DATE	OPPONENT	CATEGORY	OPPONENT	DATE	LOW
51	1/2	at Seattle	Points	vs. Arizona	12/19	12
24	9/12	vs. San Francisco	Points in a Quarter	vs. Baltimore	9/26	0
				at Chicago	10/3	
				at Minnesota	10/10	
				at L.A. Rams	10/24	
				at Cleveland	11/21	
				vs. Chicago	11/25	
				vs. Minnesota	12/5	
				vs. Arizona	12/19	
				at Atlanta	12/26	
31	9/12	vs. San Francisco	Points in a Half	at Cleveland	11/21	0
				vs. Arizona	12/19	
6	1/2	at Seattle	Total Touchdowns	vs. Baltimore	9/26	1
				at Minnesota	10/10	
				at Pittsburgh	11/14	
				vs. Chicago	11/25	
				vs. Arizona	12/19	
81	11/14	at Pittsburgh	Total Plays	at Atlanta	12/26	45
497	1/2	at Seattle	Total Net Yards	at Atlanta	12/26	254
29	1/2	at Seattle	Total First Downs	at Atlanta	12/26	14
19	10/31	vs. Philadelphia	First Downs Rushing	at L.A. Rams	10/24	2
19	12/5	vs. Minnesota	First Downs Passing	at Chicago	10/3	5
4	9/20	at Green Bay	First Down Penalties	vs. Baltimore	9/26	0
				vs. Chicago	11/25	
				vs. Minnesota	12/5	
				at Atlanta	12/26	
69.2%	10/24	at L.A. Rams	Third Down Efficiency	vs. Baltimore	9/26	10.0%
8	9/12	vs. San Francisco	Average Yards Per Play	at Pittsburgh	11/14	4.799999999999998
265	1/2	at Seattle	Total Net Yards Rushing	at L.A. Rams	10/24	47
				at Atlanta	12/26	
46	10/31	vs. Philadelphia	Rushing Attempts	at Atlanta	12/26	18
6.5	1/2	at Seattle	Rushing Average Yards	vs. Chicago	11/25	2.299999999999998
4	10/31	vs. Philadelphia	Rushing Touchdowns	vs. Baltimore	9/26	0
				at Minnesota	10/10	
				vs. Cincinnati	10/17	
				at L.A. Rams	10/24	
				at Pittsburgh	11/14	
				vs. Chicago	11/25	
				vs. Arizona	12/19	
327	10/24	at L.A. Rams	Total Net Yards Passing	vs. Philadelphia	10/31	114
50	11/14	at Pittsburgh	Passing Attempts	vs. Philadelphia	10/31	16
30	11/14	at Pittsburgh	Passing Completions	at Chicago	10/3	11
				vs. Philadelphia	10/31	
4	9/20	at Green Bay	Passing Touchdowns	at Chicago	10/3	0
				vs. Philadelphia	10/31	
11.5	9/12	vs. San Francisco	Passing Yards Average	at Pittsburgh	11/14	4.799999999999998
2	11/21	at Cleveland	Passes Thrown for Interception	vs. San Francisco	9/12	0
				at Green Bay	9/20	
				at L.A. Rams	10/24	
				vs. Philadelphia	10/31	
				vs. Minnesota	12/5	
				at Denver	12/12	
				at Atlanta	12/26	
				at Seattle	1/2	





TEAM HIGHS AND LOWS

4	9/26	vs. Baltimore	Times Sacked	vs. Philadelphia at Pittsburgh	10/31 11/14	0
4	9/26	vs. Baltimore	QB Sacks	vs. Philadelphia at Pittsburgh	10/31 11/14	0
28	9/20	at Green Bay	Sack Yards Lost	vs. Philadelphia at Pittsburgh	10/31 11/14	0
6	11/14	at Pittsburgh	Total Punts	at L.A. Rams vs. Philadelphia at Seattle vs. Green Bay	10/24 10/31 1/2 1/9	1
280	11/14	at Pittsburgh	Total Punt Yards	vs. Green Bay	1/9	35
57.5	12/26	at Atlanta	Punt Gross Average Yards	vs. Green Bay	1/9	35
48	12/26	at Atlanta	Punt Net Average Yards	at Pittsburgh	11/14	31.5
6	11/14	at Pittsburgh	Punt Returns	at L.A. Rams	10/24	0
54	11/14	at Pittsburgh	Punt Return Yards	at L.A. Rams	10/24	0
23.0	1/9	vs. Green Bay	Punt Return Yards Average	at L.A. Rams	10/24	0.0
4	9/12	vs. San Francisco	Kickoff Returns	vs. Baltimore at Denver	9/26 12/12	0
79	12/19	vs. Arizona	Kickoff Return Yards	vs. Baltimore at Denver	9/26 12/12	0
10	11/21	at Cleveland	Total Penalties	vs. Green Bay	1/9	0
83	12/19	vs. Arizona	Penalty Yards	vs. Green Bay	1/9	0
3	11/14	at Pittsburgh	Total Fumbles	at Green Bay at L.A. Rams vs. Philadelphia at Denver	9/20 10/24 10/31 12/12	0
2	9/12	vs. San Francisco	Fumbles Lost	at Green Bay vs. Baltimore at Chicago vs. Cincinnati at L.A. Rams vs. Philadelphia at Cleveland vs. Chicago at Denver vs. Arizona at Seattle	9/20 9/26 10/3 10/17 10/24 10/31 11/21 11/25 12/12 12/19 1/2	0
36:48	11/14	at Pittsburgh	Time of Possession	at Atlanta	12/26	21:55
3	11/14	at Pittsburgh	Turnovers	at Green Bay at L.A. Rams vs. Philadelphia at Denver at Seattle vs. Arizona	9/20 10/24 10/31 12/12 1/2 12/19	0
77,240	9/20	at Green Bay	Attendance	vs. Arizona	12/19	45,211





TURNOVER CHART

DATE	OPPONENT	FORCED TURNOVERS			TURNOVERS CONVERTED					OUTCOME	
		FUM	INTS	TOTAL	TD	FG	PTS.	PTS. PCT.	TD PCT.	NET DIFF.	RESULT
09/12	Detroit	2	0	2	0	0	0	0.0	0.0	+1	L
	San Francisco	0	1	1	1	0	7	100.0	100.0	-1	W
09/20	Detroit	0	0	0	0	0	0	0.0	0.0	-2	L
	at Green Bay	1	1	2	1	0	7	50.0	100.0	+2	W
09/26	Detroit	0	1	1	0	1	3	100.0	0.0	+1	L
	Baltimore	0	0	0	0	0	0	0.0	0.0	-1	W
10/03	Detroit	0	1	1	0	0	0	0.0	0.0	-1	L
	at Chicago	2	0	2	1	0	7	50.0	100.0	+1	W
10/10	Detroit	1	1	2	1	0	8	50.0	100.0	0	L
	at Minnesota	1	1	2	0	1	3	50.0	0.0	0	W
10/17	Detroit	0	1	1	0	0	0	0.0	0.0	0	L
	Cincinnati	0	1	1	0	0	0	0.0	0.0	0	W
10/24	Detroit	0	0	0	0	0	0	0.0	0.0	-2	L
	at L.A. Rams	0	2	2	0	1	3	50.0	0.0	+2	W
10/31	Detroit	0	0	0	0	0	0	0.0	0.0	-1	L
	Philadelphia	1	0	1	1	0	6	100.0	100.0	+1	W
11/14	Detroit	2	1	3	0	0	0	0.0	0.0	+3	T-16
	at Pittsburgh	0	0	0	0	0	0	0.0	0.0	-3	T
11/21	Detroit	0	2	2	0	1	3	50.0	0.0	0	L
	at Cleveland	0	2	2	1	0	7	50.0	100.0	0	W
11/25	Detroit	0	1	1	0	0	0	0.0	0.0	0	L
	Chicago	1	0	1	0	0	0	0.0	0.0	0	W
12/05	Detroit	1	0	1	1	0	7	100.0	100.0	-1	W
	Minnesota	1	1	2	1	0	6	50.0	100.0	+1	L
12/12	Detroit	0	0	0	0	0	0	0.0	0.0	-2	L
	at Denver	1	1	2	2	0	14	100.0	100.0	+2	W
12/19	Detroit	0	1	1	1	0	7	100.0	100.0	0	W
	Arizona	1	0	1	0	0	0	0.0	0.0	0	L
12/26	Detroit	1	0	1	0	0	0	0.0	0.0	0	L
	at Atlanta	0	1	1	0	0	0	0.0	0.0	0	W
01/02	Detroit	0	0	0	0	0	0	0.0	0.0	-3	L
	at Seattle	0	3	3	1	1	10	66.7	50.0	+3	W
01/09	Detroit	1	2	3	1	1	10	66.7	50.0	+3	W
	Green Bay	0	0	0	0	0	0	0.0	0.0	-3	L
LIONS		8	11	19	4	3	38	36.8	57.1	-4	3-13
OPPONENTS		9	14	23	9	3	70	52.2	75.0	+4	13-3





GAME-BY-GAME OFFENSE

2021 REGULAR SEASON LIONS GAME-BY-GAME OFFENSE

	09/12	09/20	09/26	10/03	10/10	10/17	10/24	10/31	11/14	11/21	11/25	12/05	12/12	12/19	12/26	01/02	01/09	Totals
	SF	@ GB	BAL	@ CHI	@ MIN	CIN	@ LAR	PHI	@ PIT	@ CLE	CHI	MIN	@ DEN	ARI	@ ATL	@ SEA	GB	
FIRST DOWNS																		
Total	31	19	22	23	22	15	19	15	17	12	14	23	17	22	19	20	19	329
Rushing	8	7	7	4	7	3	7	3	10	6	5	7	7	5	6	5	7	104
Passing	19	11	13	15	11	12	11	11	5	5	8	14	9	13	12	12	12	193
Penalty	4	1	2	4	4	0	1	1	2	1	1	2	1	4	1	3	0	32
THIRD DOWNS																		
Attempts	15	9	10	11	11	14	15	14	18	11	10	11	14	13	16	10	11	213
Converted	4	4	3	4	3	5	6	5	4	3	4	2	5	6	7	5	4	74
Percentage	26.7%	44.4%	30.0%	36.4%	27.3%	35.7%	40.0%	35.7%	22.2%	27.3%	40.0%	18.2%	35.7%	46.2%	43.8%	50.0%	36.4%	34.7%
FOURTH DOWNS																		
Attempts	5	2	0	3	1	2	3	5	2	0	0	3	5	1	4	2	3	41
Converted	2	0	0	1	0	1	2	2	2	0	0	1	3	1	3	1	2	21
Percentage	40.0%	0.0%	0	33.3%	0.0%	50.0%	66.7%	40.0%	100.0%	0	0	33.3%	60.0%	100.0%	75.0%	50.0%	66.7%	51.2%
TOT. OFFENSE																		
Net Yards	430	344	285	351	288	228	415	228	306	245	239	372	316	338	338	357	404	5,484
Plays	84	56	60	67	63	61	67	58	68	46	45	71	62	62	68	59	59	1,056
Avg./Play	5.1	6.1	4.8	5.2	4.6	3.7	6.2	3.9	4.5	5.3	5.3	5.2	5.1	5.5	5.0	6.1	6.8	5.2
RUSHING																		
Net Yards	116	108	93	90	108	36	137	57	229	168	76	100	118	126	130	95	99	1,886
Rush. Att.	24	19	27	25	24	18	28	18	39	23	19	27	21	34	33	22	26	427
Avg./Att.	4.8	5.7	3.4	3.6	4.5	2.0	4.9	3.2	5.9	7.3	4.0	3.7	5.6	3.7	3.9	4.3	3.8	4.4
PASSING																		
Net Yards	314	236	192	261	180	192	278	171	77	77	163	272	198	212	208	262	305	3,598
Attempts	57	36	31	38	35	42	37	34	25	23	25	41	39	26	35	37	32	593
Completions	38	26	22	24	21	28	23	25	14	15	21	25	24	21	25	22	22	396
Intercepted	1	1	0	0	1	1	2	0	0	2	0	1	1	0	1	3	0	14
Gross Yards	338	246	217	299	203	202	285	222	114	77	171	296	215	216	208	262	313	3,884
Sacked	3.0	1.0	2.0	4.0	4.0	1.0	2.0	6.0	4.0	0.0	1.0	3.0	2.0	2.0	0.0	0.0	1.0	36.0
Yards Lost	24	10	25	38	23	10	7	51	37	0	8	24	17	4	0	0	8	266
ADVANCES																		
Rushes	24	19	27	25	24	18	28	18	39	23	19	27	21	34	33	22	26	427
Completions	38	26	22	24	21	28	23	25	14	15	21	25	24	21	25	22	22	396
Totals	62	45	49	49	45	46	51	43	53	38	40	52	45	55	58	44	48	823
Total Drives	14	9	10	9	11	10	9	10	15	11	9	12	9	10	8	12	11	179
PENALTIES																		
Number	5	9	7	4	3	9	8	8	8	7	10	3	6	6	6	4	2	105
Yards	45	78	35	26	30	77	77	50	84	67	67	11	53	49	30	30	15	824
FUMBLES																		
Number	0	2	0	3	1	0	0	3	0	0	3	2	1	1	0	1	0	17
Lost	0	1	0	2	1	0	0	1	0	0	1	1	1	1	0	0	0	9
PUNTING																		
Yards	152	107	273	166	204	333	36	140	464	280	300	166	106	133	109	132	97	3,198
Punts	3	2	6	3	4	6	1	3	10	6	6	3	2	3	2	3	2	65
Net Avg.	44.7	52.5	38.5	53.3	45.5	47.8	36.0	42.7	37.0	38.0	40.2	47.7	46.5	38.3	48.0	42.3	37.0	42.3
Gross Avg.	50.7	53.5	45.5	55.3	51.0	55.5	36.0	46.7	46.4	46.7	50.0	55.3	53.0	44.3	54.5	44.0	48.5	49.2
SCORING																		
Points	33	17	17	14	17	11	19	6	16	10	14	29	10	30	16	29	37	325
Q1	0	7	0	0	3	0	10	0	0	0	7	0	0	3	3	0	7	40
Q2	10	10	0	0	3	0	6	0	10	0	0	20	10	14	7	7	10	107
Q3	7	0	7	7	0	0	3	0	6	7	7	3	0	7	3	15	7	79
Q4	16	0	10	7	11	11	0	6	0	3	0	6	0	6	3	7	13	99
OT	0	0	0	0	0	0	0	0	0	0	0	0	0	0	0	0	0	0
TD Rushing	1	0	2	0	1	1	0	1	2	1	0	0	0	0	0	2	1	12
TD Passing	3	2	0	2	0	0	1	0	0	0	2	3	1	3	1	2	3	23
TD KO Returns	0	0	0	0	0	0	0	0	0	0	0	0	0	0	0	0	0	0
TD Punt Returns	0	0	0	0	0	0	0	0	0	0	0	0	0	0	0	0	0	0
TD Sp. Teams	0	0	0	0	0	0	0	0	0	0	0	0	0	0	0	0	0	0
TD Def. Returns	0	0	0	0	0	0	0	0	0	0	0	0	0	0	0	0	0	0
FG Attempts	2	1	1	0	3	1	4	1	2	1	0	3	1	3	3	1	3	30
FG Made	1	1	1	0	3	1	4	0	1	1	0	3	1	3	3	0	3	26
Safety	0	0	0	0	0	0	0	0	0	0	0	0	0	0	0	0	0	0
2-Pt Attempts	2	0	0	0	1	1	0	1	0	0	0	0	0	0	0	1	0	6
2-Pt Made	2	0	0	0	1	1	0	0	0	0	0	0	0	0	0	1	0	5
Time of Possession	33:27	26:35	32:34	31:17	27:54	24:08	32:40	25:00	33:12	25:04	27:04	26:56	27:53	31:52	38:05	26:27	26:21	496:29





GAME-BY-GAME DEFENSE

2021 REGULAR SEASON LIONS GAME-BY-GAME DEFENSE

	09/12	09/20	09/26	10/03	10/10	10/17	10/24	10/31	11/04	11/21	11/25	12/05	12/12	12/19	12/26	01/02	01/09	Totals
	SF	@ GB	BAL	@ CHI	MIN	CIN	@ LAR	PHI	@ PIT	@ CLE	CHI	MIN	@ DEN	ARI	@ ATL	@ SEA	GB	
FIRST DOWNS																		
Total	21	25	15	20	18	20	22	27	22	22	21	26	25	23	14	29	22	372
Rushing	6	5	5	13	5	8	2	19	7	10	3	7	14	6	4	15	6	135
Passing	13	16	10	5	12	10	17	6	13	8	18	19	10	16	10	13	15	211
Penalty	2	4	0	2	1	2	3	2	2	4	0	0	1	1	0	1	1	26
THIRD DOWNS																		
Attempts	9	9	10	8	13	15	13	10	17	13	13	13	12	15	8	12	14	204
Converted	3	5	1	1	5	8	9	5	7	5	5	6	8	7	2	7	8	92
Percentage	33.3%	55.6%	10.0%	12.5%	38.5%	53.3%	69.2%	50.0%	41.2%	38.5%	38.5%	46.2%	66.7%	46.7%	25.0%	58.3%	57.1%	45.1%
FOURTH DOWNS																		
Attempts	0	0	1	1	0	2	1	0	0	0	0	1	1	3	1	1	2	14
Converted	0	0	1	1	0	2	0	0	0	0	0	0	1	1	1	1	1	9
Percentage	0	0	100.0%	100.0%	0	100.0%	0.0%	0	0	0	0	0.0%	100.0%	33.3%	100.0%	100.0%	50.0%	64.3%
TOT. OFFENSE																		
Net Yards	442	323	387	373	384	398	374	350	387	349	378	426	358	398	254	497	378	6,456
Plays	55	61	57	57	64	68	61	62	81	66	69	71	65	73	45	71	66	1,092
Avg./Play	8.0	5.3	6.8	6.5	6.0	5.9	6.1	5.6	4.8	5.3	5.5	6.0	5.5	5.5	5.6	7.0	5.7	5.9
RUSHING																		
Net Yards	131	96	116	188	120	142	47	236	145	184	68	100	184	105	47	265	122	2,296
Rush. Att.	28	31	22	39	28	36	19	46	31	36	29	27	39	21	18	41	27	518
Avg./Att.	4.7	3.1	5.3	4.8	4.3	3.9	2.5	5.1	4.7	5.1	2.3	3.7	4.7	5.0	2.6	6.5	4.5	4.4
PASSING																		
Net Yards	311	227	271	185	264	256	327	114	242	165	310	326	174	293	207	232	256	4,160
Attempts	26	27	31	17	34	30	41	16	50	29	39	41	25	50	24	29	35	544
Completions	18	22	16	11	25	20	28	11	30	15	24	30	18	29	18	20	24	359
Intercepted	0	0	1	1	1	1	0	0	1	2	1	0	0	1	0	0	2	11
Gross Yards	319	255	287	209	275	278	334	114	242	176	317	340	179	313	215	236	272	4,361
Sacked	1.0	3.0	4.0	1.0	2.0	2.0	1.0	0.0	0.0	1.0	1.0	3.0	1.0	2.0	3.0	1.0	4.0	30.0
Yards Lost	8	28	16	24	11	22	7	0	0	11	7	14	5	20	8	4	16	201
ADVANCES																		
Rushes	28	31	22	39	28	36	19	46	31	36	29	27	39	21	18	41	27	518
Completions	18	22	16	11	25	20	28	11	30	15	24	30	18	29	18	20	24	359
Totals	46	53	38	50	53	56	47	57	61	51	53	57	57	50	36	61	51	877
Total Drives	12	10	10	10	12	11	9	9	14	11	10	12	9	11	8	11	11	180
PENALTIES																		
Number	7	5	6	7	7	4	4	2	7	10	5	7	2	7	2	5	0	87
Yards	79	50	69	61	74	31	35	15	59	82	50	66	18	83	15	31	0	818
FUMBLES																		
Number	2	0	1	1	1	1	0	0	3	1	1	1	0	1	1	1	2	17
Lost	2	0	0	0	1	0	0	0	2	0	0	1	0	0	1	0	1	8
PUNTING																		
Yards	76	140	137	159	150	163	41	47	280	189	183	132	130	132	115	45	35	2,154
Punts	2	3	3	3	3	3	1	1	6	5	4	3	3	3	2	1	1	47
Net Avg.	38.0	43.3	42.0	43.3	45.3	46.0	41.0	36.0	31.5	34.4	43.5	37.3	44.7	36.0	48.0	45.0	35.0	40.0
Gross Avg.	38.0	46.7	45.7	53.0	50.0	54.3	41.0	47.0	46.7	37.8	45.8	44.0	43.3	44.0	57.5	45.0	35.0	45.8
SCORING																		
Points	41	35	19	24	19	34	28	44	16	13	16	27	38	12	20	51	30	487
Q1	7	7	0	7	3	7	3	7	7	0	0	6	14	0	0	10	7	85
Q2	24	7	10	7	10	3	14	10	3	13	13	0	3	0	10	21	6	154
Q3	7	14	6	10	0	10	0	21	3	0	0	9	14	6	3	7	3	113
Q4	3	7	3	0	6	14	11	6	3	0	3	12	7	6	7	13	14	115
OT	0	0	0	0	0	0	0	0	0	0	0	0	0	0	0	0	0	0
TD Rushing	2	1	0	3	0	0	0	4	0	1	0	1	3	0	1	2	1	19
TD Passing	2	4	1	0	1	4	3	0	1	1	1	2	2	1	1	4	3	31
TD KO Returns	0	0	0	0	0	0	0	0	0	0	0	0	0	0	0	0	0	0
TD Punt Returns	0	0	0	0	0	0	0	0	0	0	0	0	0	0	0	0	0	0
TD Sp. Teams	0	0	0	0	0	0	0	0	0	0	0	0	0	0	0	0	0	0
TD Def. Returns	1	0	0	0	0	0	0	1	0	0	0	0	0	0	0	0	0	2
FG Attempts	3	0	5	1	5	2	2	3	3	1	4	3	1	2	2	3	1	41
FG Made	2	0	4	1	4	2	2	3	3	0	3	3	1	2	2	3	1	36
Safety	0	0	0	0	0	0	0	0	0	0	0	0	0	0	0	0	0	0
2-Pt Attempts	0	0	0	0	0	0	1	0	0	0	0	3	0	1	0	0	2	7
2-Pt Made	0	0	0	0	0	0	1	0	0	0	0	0	0	0	0	0	1	2
Time of Possession	26:33	33:25	27:26	28:43	32:06	35:52	27:20	35:00	36:48	34:56	32:56	33:04	32:07	28:08	21:55	33:33	33:39	533:31





ADVANCES CHART

2021 REGULAR SEASON LIONS ADVANCES

DATE	OPPONENT	RUSHES	COMPLETIONS	ADVANCES	OUTCOME
09/12	San Francisco	24	38	62	L 41-33
09/20	at Green Bay	19	26	45	L 35-17
09/26	Baltimore	27	22	49	L 19-17
10/03	at Chicago	25	24	49	L 24-14
10/10	at Minnesota	24	21	45	L 19-17
10/17	Cincinnati	18	28	46	L 34-11
10/24	at L.A. Rams	28	23	51	L 28-19
10/31	Philadelphia	18	25	43	L 44-6
11/14	at Pittsburgh	39	14	53	L 16-16
11/21	at Cleveland	23	15	38	L 13-10
11/25	Chicago	19	21	40	L 16-14
12/05	Minnesota	27	25	52	W 29-27
12/12	at Denver	21	24	45	L 38-10
12/19	Arizona	34	21	55	W 30-12
12/26	at Atlanta	33	25	58	L 20-16
01/02	at Seattle	22	22	44	L 51-29
01/09	Green Bay	26	22	48	W 37-30
TOTALS		427	396	823	

2021 REGULAR SEASON OPPONENT ADVANCES

DATE	OPPONENT	RUSHES	COMPLETIONS	ADVANCES	OUTCOME
09/12	San Francisco	28	18	46	L 41-33
09/20	at Green Bay	31	22	53	L 35-17
09/26	Baltimore	22	16	38	L 19-17
10/03	at Chicago	39	11	50	L 24-14
10/10	at Minnesota	28	25	53	L 19-17
10/17	Cincinnati	36	20	56	L 34-11
10/24	at L.A. Rams	19	28	47	L 28-19
10/31	Philadelphia	46	11	57	L 44-6
11/14	at Pittsburgh	31	30	61	L 16-16
11/21	at Cleveland	36	15	51	L 13-10
11/25	Chicago	29	24	53	L 16-14
12/05	Minnesota	27	30	57	W 29-27
12/12	at Denver	39	18	57	L 38-10
12/19	Arizona	21	29	50	W 30-12
12/26	at Atlanta	18	18	36	L 20-16
01/02	at Seattle	41	20	61	L 51-29
01/09	Green Bay	27	24	51	W 37-30
TOTALS		518	359	877	

LIONS RECORD WHEN:

Having 45 or more advances	3 - 10
Having 50 or more advances	2 - 4
Having less than 45 advances	0 - 4
Having less than 50 advances	1 - 10
Allowing 45 or more advances	3 - 12
Allowing 50 or more advances	3 - 10
Allowing less than 45 advances	0 - 2
Allowing less than 50 advances	0 - 4

NOTE: Advances equal to all rushing attempts plus completions.





LONGEST/SHORTEST

LONGEST DRIVE

Most Plays (Lions)	17 plays at Atlanta (12/26)	66 yards, 10:26, Field Goal
Most Plays (Opponent)	18 plays vs. Chicago (11/25)	69 yards, 8:30, Field Goal
Most Yards (Lions)	97 yards vs. Arizona (12/19)	9 plays, 1:40, Touchdown
Most Yards (Opponent)	95 yards vs. Cincinnati (10/17)	8 plays, 4:52, Touchdown
Most Time (Lions)	10:26 at Atlanta (12/26)	17 plays, 66 yards, Field Goal
Most Time (Opponent)	8:30 vs. Chicago (11/25)	18 plays, 69 yards, Field Goal

LONGEST TOUCHDOWN DRIVE

Most Plays (Lions)	14 plays vs. Minnesota (12/05)	75 yards, 1:50
Most Plays (Opponent)	14 plays at Denver (12/12)	88 yards, 7:08
Most Yards (Lions)	97 yards vs. Arizona (12/19)	9 plays, 1:40
Most Yards (Opponent)	95 yards vs. Cincinnati (10/17)	8 plays, 4:52
Most Time (Lions)	7:25 vs. Baltimore (09/26)	12 plays, 75 yards
Most Time (Opponent)	7:18 vs. Green Bay (01/09)	13 plays, 74 yards

LONGEST FIELD GOAL DRIVE

Most Plays (Lions)	17 plays at Atlanta (12/26)	66 yards, 10:26
Most Plays (Opponent)	18 plays vs. Chicago (11/25)	69 yards, 8:30
Most Yards (Lions)	77 yards vs. Minnesota (12/05)	13 plays, 5:33
Most Yards (Opponent)	74 yards vs. Chicago (11/25)	10 plays, 4:37
Most Time (Lions)	10:26 at Atlanta (12/26)	17 plays, 66 yards
Most Time (Opponent)	8:30 vs. Chicago (11/25)	18 plays, 69 yards

SHORTEST TOUCHDOWN DRIVE

Fewest Plays (Lions)	1 plays vs. Arizona (12/19)	6 yards, 0:05
	1 plays vs. Green Bay (01/09)	36 yards, 0:09
Fewest Plays (Opponent)	2 plays vs. Chicago (11/25)	69 yards, 0:52
	2 plays at Seattle (01/02)	64 yards, 0:42
	2 plays at Seattle (01/02)	21 yards, 0:40
Fewest Yards (Lions)	6 yards vs. Arizona (12/19)	1 plays, 0:05
Fewest Yards (Opponent)	19 yards vs. Minnesota (12/05)	6 plays, 2:11





LONGEST/SHORTEST

Shortest Time (Lions)	0:05 vs. Arizona (12/19)	1 plays, 6 yards
Shortest Time (Opponent)	0:40 at Seattle (01/02)	2 plays, 21 yards

SHORTEST FIELD GOAL DRIVE

Fewest Plays (Lions)	4 plays at Cleveland (11/21)	9 yards, 1:54
	4 plays vs. Green Bay (01/09)	6 yards, 0:25
Fewest Plays (Opponent)	4 plays at Seattle (01/02)	-2 yards, 0:24
Fewest Yards (Lions)	6 yards vs. Green Bay (01/09)	4 plays, 0:25
	-2 yards at Seattle (01/02)	4 plays, 0:24
Shortest Time (Lions)	0:25 vs. Green Bay (01/09)	4 plays, 6 yards
Shortest Time (Opponent)	0:24 at Seattle (01/02)	4 plays, -2 yards





YARDS GAINED BY DOWN

LIONS 2021 REGULAR SEASON YARDS GAINED BY DOWN

		LIONS												OPPONENT											
Date	Opponent	1ST DOWN			2ND DOWN			3RD DOWN			4TH DOWN			1ST DOWN			2ND DOWN			3RD DOWN			4TH DOWN		
		Att	Yds	Avg	Att	Yds	Avg	Att	Yds	Avg	Att	Yds	Avg	Att	Yds	Avg	Att	Yds	Avg	Att	Yds	Avg	Att	Yds	Avg
09/12	San Francisco	39	195	5.0	25	176	7.0	15	47	3.1	5	12	2.4	28	159	5.7	18	158	8.8	9	125	13.9	0	0	0.0
09/20	at Green Bay	26	147	5.7	19	134	7.1	9	63	7.0	2	0	0.0	29	110	3.8	23	130	5.7	9	83	9.2	0	0	0.0
09/26	Baltimore	29	137	4.7	21	146	7.0	10	2	0.2	0	0	0.0	25	114	4.6	21	231	11.0	10	17	1.7	1	36	36.0
10/03	at Chicago	30	156	5.2	23	138	6.0	11	48	4.4	3	9	3.0	27	137	5.1	21	201	9.6	8	26	3.3	1	9	9.0
10/10	at Minnesota	30	175	5.8	21	71	3.4	11	51	4.6	1	-9	-9.0	29	170	5.9	22	120	5.5	13	94	7.2	0	0	0.0
10/17	Cincinnati	24	101	4.2	21	71	3.4	14	55	3.9	2	1	0.5	27	119	4.4	24	138	5.8	15	99	6.6	2	42	21.0
10/24	at L.A. Rams	27	113	4.2	22	142	6.5	15	115	7.7	1	0	0.0	27	107	4.0	20	132	6.6	13	135	10.4	1	0	0.0
10/31	Philadelphia	22	130	5.9	17	42	2.5	14	46	3.3	5	10	2.0	31	189	6.1	21	109	5.2	10	52	5.2	0	0	0.0
11/14	at Pittsburgh	28	179	6.4	20	37	1.9	18	78	4.3	3	12	4.0	35	127	3.6	29	169	5.8	17	91	5.4	0	0	0.0
11/21	at Cleveland	21	116	5.5	14	54	3.9	11	75	6.8	0	0	0.0	30	170	5.7	23	126	5.5	13	53	4.1	0	0	0.0
11/25	Chicago	20	140	7.0	15	26	1.7	10	73	7.3	0	0	0.0	30	185	6.2	26	118	4.5	13	75	5.8	0	0	0.0
12/05	Minnesota	31	172	5.5	26	176	6.8	11	22	2.0	3	2	0.7	35	279	8.0	22	94	4.3	13	56	4.3	1	-3	-3.0
12/12	at Denver	24	153	6.4	19	54	2.8	14	77	5.5	5	32	6.4	29	146	5.0	24	130	5.4	12	61	5.1	1	21	21.0
12/19	Arizona	27	104	3.9	21	139	6.6	13	89	6.8	1	6	6.0	32	200	6.3	23	123	5.3	15	72	4.8	3	3	1.0
12/26	at Atlanta	26	124	4.8	22	106	4.8	16	81	5.1	3	6	2.0	20	108	5.4	16	109	6.8	8	31	3.9	1	6	6.0
01/02	at Seattle	28	143	5.1	19	125	6.6	10	58	5.8	2	31	15.5	33	209	6.3	25	189	7.6	12	97	8.1	1	2	2.0
01/09	Green Bay	26	231	8.9	19	117	6.2	11	43	3.9	2	13	6.5	29	252	8.7	21	81	3.9	14	42	3.0	2	3	1.5
TOTALS		458	2,516	5.5	344	1,754	5.1	213	1,023	4.8	38	125	3.3	496	2,781	5.6	379	2,358	6.2	204	1,209	5.9	14	119	8.5





WEEK-BY-WEEK NFL RANKINGS

2021 REGULAR SEASON

		OFFENSE				DEFENSE			
DATE	OPPONENT	TOTAL	RUSH	PASS	*POINTS SCORED	TOTAL	RUSH	PASS	*POINTS SCORED
09/12	San Francisco	8	16	8	T-6	28	22	23	32
09/20	at Green Bay	12	14	12	T-13	20	15	21	31
09/26	Baltimore	17	T-14	14	T-19	22	15	T-23	T-31
10/03	at Chicago	18	20	15	24	21	24	16	29
10/10	at Minnesota	24	20	23	25	22	23	17	25
10/17	Cincinnati	27	23	25	28	25	26	19	T-25
10/24	at L.A. Rams	24	22	17	28	25	21	22	25
10/31	Philadelphia	26	25	24	29	24	30	16	32
[bye]	-	<i>26</i>	<i>26</i>	<i>21</i>	<i>29</i>	<i>25</i>	<i>29</i>	<i>14</i>	<i>31</i>
11/14	at Pittsburgh	28	20	25	T-29	28	30	16	30
11/21	at Cleveland	27	16	30	30	27	31	13	30
11/25	Chicago	29	20	29	30	28	29	16	27
12/05	Minnesota	27	20	28	29	29	28	21	28
12/12	at Denver	26	17	27	30	28	28	17	29
12/19	Arizona	25	17	25	28	29	28	25	26
12/26	at Atlanta	23	16	24	29	27	27	24	25
01/02	at Seattle	22	18	21	28	28	28	25	30
01/09	Green Bay	22	19	18	25	29	28	24	31

*Points per game





DRIVEN
BY
DETROIT

2022 MEDIA GUIDE
HONORS



DETROIT LIONS



NFL.ORG

HONORS SECTION - NFL HONORS

@LIONSPR

PRO FOOTBALL HALL OF FAME

Year	Player	Pos	Seasons
1963	Earl "Dutch" Clark	QB	1931-32, 1934-38
1966	Bill Dudley	HB	1947-49
1967	Bobby Layne	QB	1950-58
1968	Alex Wojciechowicz	C/LB	1938-46
1970	Jack Christiansen	DB	1951-58
1970	Hugh McElhenny	HB	1964
1972	Ollie Matson	FB	1963
1973	Joe Schmidt	LB	1953-65
1974	Dick "Night Train" Lane	DB	1960-65
1979	Yale Lary	DB/P	1952-53, 56-64
1985	Frank Gatski	C	1957
1986	Doak Walker	HB	1950-55
1987	John Henry Johnson	FB	1957-59
1992	Lem Barney	CB	1967-77
1996	Lou Creekmur	T	1950-59
2004	Barry Sanders	RB	1989-98
2007	Charlie Sanders	TE	1968-77
2010	Dick LeBeau	CB	1959-72
2013	Curley Culp	DT	1981
2016	Dick Stanfel	G	1952-55
2020	Alex Karras	DT	1958-62, 64-70
2021	Calvin Johnson	WR	2007-15

NFL MVP/PLAYER OF THE YEAR

Year	Player	Award
1944	Frank Sinkwich	Joe F. Carr Award
1960	Joe Schmidt	Associated Press
1991	Barry Sanders	NFLPA
1991	Barry Sanders	Football Digest
1991	Barry Sanders	Maxwell Award
1994	Barry Sanders	Associated Press - Offense
1994	Barry Sanders	NFL Films
1994	Barry Sanders	Football Digest
1994	Barry Sanders	"ESPY" Award
1997	Barry Sanders	Associated Press (Co-MVP)
1997	Barry Sanders	Associated Press - Offense
1997	Barry Sanders	Miller Lite
1997	Barry Sanders	Maxwell Award
1997	Barry Sanders	Sporting News
1997	Barry Sanders	Pro Football Wkly
1997	Barry Sanders	Football Digest
1997	Barry Sanders	Sports Illustrated
1997	Barry Sanders	College & Pro Football Weekly - Offense
1997	Barry Sanders	"ESPY" Award
1997	Barry Sanders	Touchdown Club of Columbus



In 2021, Lions all-time leading WR **Calvin Johnson** joined RB Barry Sanders as the only players in franchise history to earn first-ballot entry into the Pro Football Hall of Fame. Johnson became only the seventh wideout in NFL history to earn enshrinement in his first year on the ballot.



In 1997, RB **Barry Sanders** was named the NFL's co-MVP alongside Packers QB Brett Favre. Sanders became the third player in NFL history to produce a 2,000-yard season and set an NFL record with 14-straight 100-yard rushing games. This marked the NFL's first tie for MVP since 1960, which was also shared by Lions LB Joe Schmidt. Sanders and Schmidt remain the only Lions to win an NFL MVP award.





DETROIT LIONS



NFL.OMG.COM

HONORS SECTION - NFL HONORS


@LIONSPR

NFL ROOKIE OF THE YEAR

Year	Player	Award
1967	Mel Farr	Sporting News
1967	Lem Barney	Associated Press - Defense
1968	Earl McCullough	Sporting News
1978	Al Baker	Associated Press - Defense
1978	Al Baker	Pro Football Wkly - Defense
1978	Al Baker	Football Digest - Defense
1980	Billy Sims	Pro Football Writers Association
1980	Billy Sims	Associated Press - Offense
1980	Billy Sims	Bert Bell Trophy - N.E.A.
1980	Billy Sims	Sporting News
1980	Billy Sims	Pro Football Weekly - Offense
1980	Billy Sims	Football Digest - Offense
1989	Barry Sanders	Pro Football Weekly - Offense
1989	Barry Sanders	Associated Press - Offense
1989	Barry Sanders	Sports Illustrated "Z" Team
1989	Barry Sanders	Sporting News
1989	Barry Sanders	NFL Films
1989	Barry Sanders	College & Pro Football - Offense
1989	Barry Sanders	PFWA
1989	Barry Sanders	Football Digest - Offense
2010	Ndamukong Suh	Associated Press - Defense
2010	Ndamukong Suh	Pepsi Rookie of the Year
2010	Ndamukong Suh	Sporting News
2010	Ndamukong Suh	PFW/PFWA
2010	Ndamukong Suh	Sports Illustrated - Defense

NFL COACH OF THE YEAR

Year	Coach	Award
1991	Wayne Fontes	Associated Press
1991	Wayne Fontes	Maxwell Club
1991	Wayne Fontes	TD Club of Columbus (Paul Brown Award)
1991	Wayne Fontes	Starter
1991	Wayne Fontes	United Press International
1991	Wayne Fontes	Football News
1991	Wayne Fontes	Pro Football Wkly
1991	Wayne Fontes	PFWA



In 1991, **Wayne Fontes** became the first Lions Head Coach to be named the NFL's Coach of the Year. He led Detroit to a 12-4 record that season, which remains Detroit's best season since the merger. This season also marked Detroit's first winning season since 1983.

NFL COMEBACK PLAYER OF THE YEAR

Year	Player	Award
2011	Matthew Stafford	Associated Press (NFL)
2011	Matthew Stafford	ESPY (Best Comeback Athlete)



After appearing in only three games in 2010, QB **Matthew Stafford** played a full season in 2011 and led Detroit to its first playoff berth since the 1999 season with a 5,000-yard passing season. Prior to 2011, only two quarterbacks in NFL history have produced a 5,000-yard season.

NFC MVP/PLAYER OF THE YEAR

Year	Player	Award
1994	Barry Sanders	NFLPA
1994	Barry Sanders	PFWA





DETROIT LIONS



NFL.ORG

HONORS SECTION - NFL HONORS

@LIONSPR

NFC PLAYER OF THE MONTH

Year	Player	Month	Unit
1989	Barry Sanders	December	Offense
1991	Barry Sanders	September	Offense
1991	Ray Crockett	November	Defense
1993	Jason Hanson	October	Special Teams
1993	Jason Hanson	December	Special Teams
1994	Barry Sanders	October	Offense
1997	Barry Sanders	October	Offense
1997	Barry Sanders	November	Offense
1997	Barry Sanders	December	Offense
1998	Terry Fair	September	Special Teams
1998	Stephen Boyd	November	Defense
1999	Jason Hanson	October	Special Teams
2000	Desmond Howard	September	Special Teams
2003	Jason Hanson	November	Special Teams
2004	Eddie Drummond	September	Special Teams
2004	Eddie Drummond	November	Special Teams
2010	Stefan Logan	October	Special Teams
2011	Jason Hanson	September	Special Teams
2012	Calvin Johnson	November	Offense
2013	Calvin Johnson	October	Offense
2014	DeAndre Levy	September	Defense
2016	Matt Prater	November	Special Teams
2017	Matt Prater	September	Special Teams
2020	Jack Fox	September	Special Teams

NFC PLAYER OF THE WEEK

Year	Player	Wk	Unit
1984	Michael Cofer	8	Defense
1984	Gary Danielson	13	Offense
1985	Demetrious Johnson	4	Defense
1985	Eric Hipple	8	Offense
1986	James Jones	1	Offense
1989	Rodney Peete	6	Offense
1989	Richard Johnson	13	Offense
1990	Chris Spielman	2	Defense
1990	Barry Sanders	14	Offense
1990	Rodney Peete	15	Offense
1991	Ray Crockett	9	Defense
1991	Barry Sanders	13	Offense
1991	Erik Kramer	Div	Offense
1993	Jason Hanson	1	Special Teams
1993	Vernon Turner	9	Special Teams
1993	Barry Sanders	10	Offense
1993	Jim Arnold	18	Special Teams
1993	Ray Crockett	18	Defense
1994	Barry Sanders	3	Offense
1994	Chris Spielman	8	Defense
1994	Barry Sanders	10	Offense
1994	Barry Sanders	16	Offense
1994	Mel Gray	16	Special Teams
1995	Jason Hanson	4	Special Teams
1995	Barry Sanders	6	Offense
1995	Scott Mitchell	9	Offense
1995	Brett Perriman	13	Offense
1995	Herman Moore	14	Offense
1995	Willie Clay	17	Defense
1996	Scott Mitchell	6	Offense
1997	Stephen Boyd	1	Defense
1997	Barry Sanders	3	Offense
1997	Jason Hanson	5	Special Teams
1997	Barry Sanders	7	Offense
1997	Herman Moore	12	Offense
1997	Barry Sanders	13	Offense
1997	Jason Hanson	13	Special Teams
1997	Barry Sanders	17	Offense
1998	Terry Fair	4	Special Teams
1998	Mark Carrier	7	Defense
1998	Charlie Batch	11	Offense
1999	Robert Porcher	1	Defense
1999	Terry Fair	2	Special Teams
1999	Jason Hanson	6	Special Teams
1999	Germane Crowell	9	Offense
2000	Jason Hanson	2	Special Teams
2000	Kurt Schulz	4	Defense
2000	Bryant Westbrook	8	Defense

CAREER NFC PLAYER OF THE MONTH AWARDS

Rk	Player	Total
1	Barry Sanders	6
2t	Jason Hanson	5
3t	Matt Prater	2
3t	Calvin Johnson	2
3t	Eddie Drummond	2
6t	Jack Fox	1
6t	DeAndre Levy	1
6t	Desmond Howard	1
6t	Ray Crockett	1
6t	Stefan Logan	1
6t	Stephen Boyd	1
6t	Terry Fair	1





DETROIT LIONS



NFL.ORG

HONORS SECTION - NFL HONORS

@LIONSPR

Year	Player	Count	Category	CAREER NFC PLAYER OF THE WEEK AWARDS					Total
				Rk	Player	Off	Def	ST	Total
2002	Jason Hanson	9	Special Teams						
2003	Joey Harrington	1	Offense						
2003	Jason Hanson	10	Special Teams	1	Jason Hanson	0	0	12	12
2004	Bracy Walker	1	Special Teams	2	Barry Sanders	11	0	0	11
2004	James Hall	5	Defense	3	Matt Prater	0	0	7	7
2004	Shaun Rogers	7	Defense	4	Calvin Johnson	4	0	0	4
2004	Eddie Drummond	10	Special Teams	5t	Sam Martin	0	0	3	3
2005	R.W. McQuarters	5	Special Teams	5t	Darius Slay	0	3	0	3
2006	James Hall	6	Defense	7t	Chris Spielman	0	2	0	2
2006	Jason Hanson	17	Special Teams	7t	Herman Moore	2	0	0	2
2007	Dewayne White	1	Defense	7t	James Hall	2	0	0	2
2007	Jason Hanson	8	Special Teams	7t	Ray Crockett	0	2	0	2
2007	Shaun Rogers	9	Defense	7t	Rodney Peete	2	0	0	2
2009	Matthew Stafford	11	Offense	7t	Scott Mitchell	2	0	0	2
2010	Stefan Logan	5	Special Teams	7t	Shaun Rogers	0	2	0	2
2010	Calvin Johnson	8	Offense	7t	Terry Fair	0	2	0	2
2011	Jason Hanson	2	Special Teams	7t	Ezekiel Ansah	0	2	0	2
2011	Cliff Avril	8	Defense	16t	Ameer Abdullah	0	0	1	1
2011	Kevin Smith	11	Offense	16t	Bracy Walker	0	0	1	1
2011	Calvin Johnson	15	Offense	16t	Brett Perriman	1	0	0	1
2012	Jason Hanson	6	Special Teams	16t	Bryant Westbrook	0	1	0	1
2013	Sam Martin	3	Special Teams	16t	Charlie Batch	1	0	0	1
2013	Calvin Johnson	8	Offense	16t	Cliff Avril	0	1	0	1
2014	DeAndre Levy	1	Defense	16t	DeAndre Levy	0	1	0	1
2014	Ezekiel Ansah	6	Defense	16t	Demetrious Johnson	0	1	0	1
2014	Glover Quin	15	Defense	16t	Dewayne White	0	1	0	1
2015	Calvin Johnson	6	Offense	16t	Eddie Drummond	0	0	1	1
2015	Ameer Abdullah	10	Special Teams	16t	Eric Hipple	1	0	0	1
2015	Sam Martin	12	Special Teams	16t	Erik Kramer	1	0	0	1
2016	Sam Martin	1	Special Teams	16t	Gary Danielson	1	0	0	1
2016	Darius Slay	5	Defense	16t	Germane Crowell	1	0	0	1
2016	Matt Prater	9	Special Teams	16t	Glover Quin	0	1	0	1
2016	Matt Prater	12	Special Teams	16t	James Jones	1	0	0	1
2016	Matt Prater	13	Special Teams	16t	Jared Goff	1	0	0	1
2017	Matt Prater	1	Special Teams	16t	Jim Arnold	0	0	1	1
2017	Jamal Agnew	2	Special Teams	16t	Joey Harrington	1	0	0	1
2017	Darius Slay	15	Defense	16t	Kevin Smith	1	0	0	1
2017	Ezekiel Ansah	17	Defense	16t	Kurt Schulz	0	1	0	1
2018	Darius Slay	14	Defense	16t	Mark Carrier	0	1	0	1
2018	Matt Prater	17	Special Teams	16t	Matthew Stafford	1	0	0	1
2020	Matt Prater	3	Special Teams	16t	Mel Gray	0	0	1	1
2020	Matt Prater	10	Special Teams	16t	Michael Cofer	0	1	0	1
2021	Jared Goff	13	Offense	16t	R.W. McQuarters	0	0	1	1
2021	Riley Patterson	15	Special Teams	16t	Richard Johnson	1	0	0	1
2021	Tracy Walker	18	Defense	16t	Riley Patterson	0	0	1	1
				16t	Robert Porcher	0	1	0	1
				16t	Stefan Logan	0	0	1	1
				16t	Stephen Boyd	0	1	0	1
				16t	Tracy Walker	0	1	0	1
				16t	Vernon Turner	0	0	1	1
				16t	Willie Clay	0	1	0	1
				16t	Jamal Agnew	0	0	1	1





DETROIT LIONS



NFLONG.COM

HONORS SECTION - NFL HONORS

@LIONSPR

CAREER NFC OFFENSIVE PLAYER OF THE WEEK

Rk	Player	Off
1	Barry Sanders	11
2	Calvin Johnson	4
3t	Rodney Peete	2
3t	Scott Mitchell	2
3t	Herman Moore	2
6t	Eric Hipple	1
6t	Gary Danielson	1
6t	James Jones	1
6t	Richard Johnson	1
6t	Erik Kramer	1
6t	Brett Perriman	1
6t	Charlie Batch	1
6t	Germane Crowell	1
6t	Joey Harrington	1
6t	Kevin Smith	1
6t	Matthew Stafford	1
6t	Jared Goff	1

CAREER NFC DEFENSIVE PLAYER OF THE WEEK

Rk	Player	Def
1	Darius Slay	3
2t	Chris Spielman	2
2t	James Hall	2
2t	Ray Crockett	2
2t	Shaun Rogers	2
2t	Ezekiel Ansah	2
7t	Bryant Westbrook	1
7t	Cliff Avril	1
7t	DeAndre Levy	1
7t	Demetrious Johnson	1
7t	Dewayne White	1
7t	Glover Quin	1
7t	Kurt Schulz	1
7t	Mark Carrier	1
7t	Michael Cofer	1
7t	Robert Porcher	1
7t	Stephen Boyd	1
7t	Willie Clay	1
7t	Tracy Walker	1

CAREER NFC SPECIAL TEAMS PLAYER OF THE WEEK

Player	ST
Jason Hanson	12
Matt Prater	7
Sam Martin	3
Terry Fair	2
Jim Arnold	1
Mel Gray	1
Vernon Turner	1
Bracy Walker	1
Eddie Drummond	1
R.W. McQuarters	1
Stefan Logan	1
Ameer Abdullah	1
Jamal Agnew	1
Riley Patterson	1



K Jason Hanson became the first-ever NFC Special Teams Player of the Week winner in Week 1 of the 1993 season after kicking three field goals and converting three extra points for 12 points scored on the day. Hanson would go on to play a team-record 327 games and win 12 player of the week awards for Detroit, the most by any Lions player among their respective category.





DETROIT LIONS



NFL.ORG

HONORS SECTION - NFL HONORS

@LIONSPR

NFL ROOKIE OF THE MONTH

Year	Player	Month	Unit
1998	Charlie Batch	October	Offense
2004	Roy Williams	September	Offense
2004	Kevin Jones	December	Offense
2009	Louis Delmas	September	Defense
2010	Jahvid Best	September	Offense
2010	Ndamukong Suh	October	Defense
2021	Amon-Ra St. Brown	December	Offense



WR **Amon-Ra St. Brown** won the NFL's Offensive Rookie of the Month for December after posting 35 receptions for 340 yards (9.7 avg.) and three touchdowns. His 35 receptions were the most a Lions rookie has ever posted in a month while his 340 yards were the second-most, trailing only Dave Middleton who had 411 yards in November of 1955.

NFL PEPSI ROOKIE OF THE WEEK

Year	Player	Pos	Wk
2003	Boss Bailey	LB	16
2004	Roy Williams	WR	2
2010	Jahvid Best	RB	2
2010	Ndamukong Suh	DT	8
2021	Amon-Ra St. Brown	WR	18

LIONS HEISMAN TROPHY WINNERS

Year	Player	Pos
1942	Frank Sinkwich	Georgia
1948	Doak Walker	Southern Methodist
1949	Leon Hart	Notre Dame
1955	Howard Cassady	Ohio State
1969	Steve Owens	Oklahoma
1978	Billy Sims	Oklahoma
1988	Barry Sanders	Oklahoma State
1989	Andre Ware	Houston
1990	Ty Detmer	BYU
1991	Desmond Howard	Michigan
1992*	Gino Torretta	Miami

*Did not play as 3rd QB in 1995



The Lions have featured 11 former Heisman Trophy winners in their history. In a remarkable feat, Detroit rostered the winners of five-straight Heisman winners (1988-92). The Lions have not had a Heisman winner feature for the team in the 2000s.



RB **Barry Sanders** is the only player in franchise history to win the most prestigious awards in both collegiate and professional football – the Heisman Trophy and the NFL MVP Award.





LIONS MOST VALUABLE PLAYER

(Selected annually by Lions players. Only one player was selected from 1952-66)


Year	Player	Pos
1952	Jim Doran	E
1953	Dick Stanfel	G
1954	Bobby Layne	QB
1955	Joe Schmidt	LB
1956	Bobby Layne	QB
1957	Joe Schmidt	LB
1958	Joe Schmidt	LB
1959	Jim Martin	LB
1960	Nick Pietrosante	RB
1961	Joe Schmidt	LB
1962	Gail Cogdill	E
1963	Earl Morrall	QB
1964	Jim Gibbons	E
1965	Bruce Maher	S
1966	Pat Studstill	FL

BOBBY LAYNE OFFENSIVE MVP

Bobby Layne Award was presented (1967-2016) to the Offensive MVP. QB Bobby Layne sparked the Lions to three NFL Championships (1952, '53 and '54) and four Western Division titles during the 1950s. He established virtually every career passing record, including attempts (2,193), completions (1,074), yardage (15,710), and touchdown passes (118). Layne was inducted into the Pro Football Hall of Fame in 1967.

Year	Player	Pos
1967	Mel Farr	RB
1968	Mel Farr	RB
1969	Charlie Sanders	TE
1970	Charlie Sanders	TE
1971	Steve Owens	RB
1972	Rockne Freitas	T
1973	Altie Taylor	RB
1974	Bill Munson	QB
1975	Dexter Bussey	RB
1976	Ray Jarvis	WR
1977	Jon Morris	C
1978	Gary Danielson	QB
1979	Fred Scott	WR
1980	Billy Sims	RB
1981	Eric Hipple	QB
1982	Billy Sims	RB
1983	Billy Sims	RB
1984	James Jones	RB
1985	James Jones	RB

1986	Keith Dorney	G (co-winner)
1986	James Jones	RB (co-winner)
1987	Pete Mandley	WR
1988	Rusty Hilger	QB
1989	Barry Sanders	RB
1990	Barry Sanders	RB
1991	Barry Sanders	RB
1992	Barry Sanders	RB
1993	Barry Sanders	RB
1994	Barry Sanders	RB
1995	Herman Moore	WR
1996	Barry Sanders	RB
1997	Barry Sanders	RB
1998	Barry Sanders	RB
1999	Germane Crowell	WR
2000	James Stewart	RB
2001	Johnnie Morton	WR
2002	James Stewart	RB
2003	Cory Schlesinger	FB
2004	Kevin Jones	RB
2005	Roy Williams	WR
2006	Roy Williams	WR (co-winner)
2006	Mike Furrey	WR (co-winner)
2007	Dominic Raiola	C
2008	Calvin Johnson	WR
2009	Calvin Johnson	WR
2010	Calvin Johnson	WR
2011	Calvin Johnson	WR
2012	Calvin Johnson	WR
2013	Calvin Johnson	WR
2014	Golden Tate	WR
2015	Matthew Stafford	QB
2016	Matthew Stafford	QB



Lions QB **Bobby Layne** (1950-58)





LEM BARNEY DEFENSIVE MVP

Lem Barney Award was presented (1967-2016) to the Defensive MVP. Lem Barney was one of the premier defensive backs in the history of football. As a rookie, Barney intercepted 10 passes, including three for touchdowns, and was named NFL Defensive Rookie of the Year. He played in seven Pro Bowls, earning All-Pro honors three times. Barney totaled 56 career interceptions. He was inducted into the Pro Football Hall of Fame in 1992.

2007
2008
2009
2010
2011
2012
2013
2014
2014
2015
2016

Ernie Sims
Calvin Pearson
Louis Delmas
Ndamukong Suh
Cliff Avril
Chris Houston
DeAndre Levy
DeAndre Levy
Ndamukong Suh
Ezekiel Ansah
Glover Quin

LB
S
S
DT
DE
CB
LB
LB (co-winner)
DT (co-winner)
DE
S

Year	Player	Pos
1967	Lem Barney	CB
1968	Wayne Walker	LB
1969	Mike Lucci	LB
1970	Mike Lucci	LB
1971	Mike Lucci	LB
1972	Larry Hand	E
1973	Herb Orvis	T
1974	Levi Johnson	CB
1975	Paul Naumoff	LB
1976	Charlie Weaver	LB
1977	Charlie Weaver	LB
1978	Al Baker	E
1979	Doug English	T
1980	Dave Pureifory	E
1981	Stan White	LB
1982	Al Baker	E
1983	William Gay	E
1984	Ken Fantetti	LB
1985	Jimmy Williams	LB
1986	Keith Ferguson	E
1987	Jimmy Williams	LB
1988	Michael Cofer	LB
1989	Jerry Ball	NT
1990	Michael Cofer	LB
1991	George Jamison	LB
1992	Bennie Blades	S
1993	Chris Spielman	LB
1994	Chris Spielman	LB
1995	Henry Thomas	DT
1996	Bennie Blades	S
1997	Robert Porcher	DE
1998	Stephen Boyd	LB
1999	Robert Porcher	DE
2000	Stephen Boyd	LB
2001	Robert Porcher	DE
2002	Chris Claiborne	LB
2003	Dré Bly	CB
2004	Shaun Rogers	DT
2005	Shaun Rogers	DT
2006	Cory Redding	DT



CB **Lem Barney** spent his entire career with the Lions (1967-77). He is a member of the Pro Football Hall of Fame, the Lions' all-time team and the Pride of the Lions. He was a seven-time Pro Bowl selection and earned two First-Team All-Pro recognitions.





DETROIT LIONS



NFL.ORG

HONORS SECTION - LIONS HONORS

@LIONSPR

YALE LARY SPECIAL TEAMS MVP

The Yale Lary Award was presented (1981-2016) to the Special Teams MVP. Yale Lary was an All-Pro defensive back and one of the NFL's greatest punters. Along with his 50 interceptions, he became an even more valuable weapon on Detroit's special teams. Lary won NFL punting titles in 1959, 1961 and 1963, missing in 1962 by just 3.6 inches. Lary played in nine Pro Bowls and was inducted into the Pro Football Hall of Fame in 1979.

MEL FARR ROOKIE OF THE YEAR

The Mel Farr Award was presented (1997-2016) to the team's outstanding rookie performer. Mel Farr enjoyed one of the finest rookie campaigns in Lions' history. In 1967, Farr led Detroit in both rushing (860 yards on 206 carries) and receiving (39 catches for 317 yards) and tied for the club lead in scoring with six touchdowns. As a result, he was named the Lions' Offensive MVP and was honored as the NFL Rookie of the Year by the Sporting News.

Year	Player	Pos
1981	Ken Callicutt	RB
1982	Ken Callicutt	RB
1983	Roosevelt Barnes	LB
1984	Roosevelt Barnes	LB
1985	Alvin Hall	DB
1986	Paul Butcher	LB
1987	Paul Butcher	LB
1988	George Jamison	LB
1989	Toby Caston	LB
1990	Niko Noga	LB
1991	Mel Gray	KR
1992	Mel Gray	KR (co-winner)
1992	Melvin Jenkins	CB (co-winner)
1993	Jason Hanson	PK
1994	Mel Gray	KR
1995	Ron Rivers	RB
1996	Glyn Milburn	KR
1997	Cory Schlesinger	FB
1998	Ron Rivers	RB
1999	Jason Hanson	K
2000	Desmond Howard	KR
2001	Desmond Howard	KR
2002	Jeff Gooch	LB
2003	Jason Hanson	K
2004	Eddie Drummond	KR
2005	Vernon Fox	S (co-winner)
2005	Nick Harris	P (co-winner)
2005	Wali Rainer	LB (co-winner)
2006	Jason Hanson	K
2007	Alex Lewis	LB
2008	Jason Hanson	K
2009	Zack Follett	LB
2010	Stefan Logan	WR
2011	John Wendling	S
2012	Kassim Osgood	WR
2013	Tahir Whitehead	LB
2014	Sam Martin	P
2015	Don Carey	S
2016	Don Carey	S

Year	Player	Pos
1997	Bryant Westbrook	CB
1998	Charlie Batch	QB
1999	Chris Claiborne	LB
2000	Larry Foster	WR
2001	Shaun Rogers	DT
2002	Eddie Drummond	WR/KR
2003	Boss Bailey	LB
2004	Kevin Jones	RB
2005	Shaun Cody	DT
2006	Ernie Sims	LB
2007	Gerald Alexander	S
2008	Kevin Smith	RB
2009	Louis Delmas	S
2010	Ndamukong Suh	DT
2011	Titus Young	WR
2012	Riley Reiff	T
2013	Ezekiel Ansah	DE
2014	Travis Swanson	C
2015	Ameer Abdullah	RB
2016	Taylor Decker	T



RB Mel Farr played his entire career with the Lions (1967-73), earning two Pro Bowl berths. He was the NFL's Offensive Rookie of the Year in 1967.





ERIC ANDOLSEK OFFENSIVE LINEMAN AWARD

Eric Andolsek Award was presented (1997-2016) to the team's outstanding offensive lineman. Eric Andolsek was emerging as one of the top young guards in the NFL when he was killed tragically in an off-season accident in 1992. He started every game from 1989-91, making his 50th consecutive start in his final contest, the 1991 NFC Championship Game. He was named to the USA Today's All-Pro Team that year, his first such honor as a Lion.

JOE SCHMIDT LEADERSHIP AWARD

Joe Schmidt Award was presented (1997-2016) to the player who has displayed outstanding leadership, drive and achievement on the field and in the locker room. Schmidt was named All-Pro in eight of his 13 seasons (1953-65), earning 10 consecutive trips to the Pro Bowl. He served as captain of the Lions for nine seasons. Schmidt was inducted into the Pro Football Hall of Fame in 1973.

Year	Player	Pos	Year	Player	Pos
1997	Kevin Glover	C	1997	Kevin Glover	C
1998	Jeff Hartings	G	1998	Mark Carrier	S
1999	Ray Roberts	T	1999	Mark Carrier	S
2000	Jeff Hartings	G	2000	Stephen Boyd	LB
2001	Brendan Stai	G	2001	Luther Elliss	DT
2002	Ray Brown	G	2002	Corey Harris	S
2003	Jeff Backus	T	2003	Ray Brown	G (co-winner)
2004	Damien Woody	G	2003	Robert Porcher	DE (co-winner)
2005	Damien Woody	G	2004	Donté Curry	LB
2006	Dominic Raiola	C	2005	Marcus Pollard	TE
2007	Dominic Raiola	C	2006	Jon Kitna	QB
2008	Dominic Raiola	C	2006	Cory Redding	DT
2009	Dominic Raiola	C	2007	Jared DeVries	DE
2010	Jeff Backus	T (co-winner)	2008	Larry Foote	LB
2010	Dominic Raiola	C (co-winner)	2009	Kyle Vanden Bosch	DE
2011	Dominic Raiola	C	2010	Kyle Vanden Bosch	DE
2012	Rob Sims	G	2011	Kyle Vanden Bosch	DE
2013	Dominic Raiola	C	2012	Kyle Vanden Bosch	DE
2014	Riley Reiff	T	2013	Dominic Raiola	C
2015	Riley Reiff	T	2014	James Ihegbo	S
2016	Taylor Decker	T	2015	Glover Quin	S
			2016	Glover Quin	S



C **Dominic Raiola** played for the Lions from 2001-14, appearing in 219 games. He won the Eric Andolsek Award seven times in his 14-year career.



Lions LB **Joe Schmidt** (1953-65)





MIKE UTLEY SPIRIT AWARD


Mike Utley Award was presented (1997-2016) to the player who exhibited tremendous spirit, desire, dedication and work ethic. Utley suffered a career-ending neck injury which left him paralyzed on Nov. 17, 1991; Minutes after the injury, Utley flashed his teammates a “thumbs up” sign as he was wheeled from the field, a gesture that galvanized a team that went on to win its next seven contests and advanced to the NFC Championship game.

Year	Player	Pos
1997	Luther Elliss	DT
1998	Luther Elliss	DT
1999	Luther Elliss	DT
2000	Luther Elliss	DT
2001	Luther Elliss	DT
2002	Cory Schlesinger	FB
2003	Cory Schlesinger	FB
2004	Donté Curry	LB
2005	Wali Rainer	LB
2006	Donté Curry	LB
2007	Cory Redding	DT (co-winner)
2007	Jared DeVries	DE (co-winner)
2008	Kalvin Pearson	S
2009	Louis Delmas	S
2010	Nate Burleson	WR
2011	Nate Burleson	WR
2012	Nate Burleson	WR
2013	Nate Burleson	WR
2014	Darryl Tapp	DE (co-winner)
2014	James Ihedigbo	S (co-winner)
2015	Darryl Tapp	DE
2016	Don Carey	S


CHUCK HUGHES MOST IMPROVED PLAYER AWARD

Chuck Hughes Award was presented (1997-2016) to the player who, because of hard work and determination, showed significant development and improvement during the past year. Chuck Hughes, a Lions reserve wide receiver, played two seasons with the Lions (1970-71); Hughes is the only NFL player to have died during action on a football field, having suffered a fatal heart attack during Detroit's game against Chicago on October 24, 1971.

Year	Player	Pos
1997	Johnnie Morton	WR
1998	Richard Jordan	LB
1999	Germane Crowell	WR
2000	Bryant Westbrook	WR
2001	Cory Schlesinger	FB
2002	Dominic Raiola	C
2003	Shaun Rogers	DT
2004	James Hall	DE
2005	Scottie Vines	WR
2006	Stanley Wilson	CB
2007	Stephen Peterman	G (co-winner)
2007	Keith Smith	CB (co-winner)
2008	Daniel Bullocks	S (co-winner)
2008	Dan Orlovsky	QB (co-winner)
2008	Ramzee Robinson	CB (co-winner)
2009	DeAndre Levy	LB
2010	Drew Stanton	QB
2011	Matthew Stafford	QB
2012	Nick Fairley	DT
2013	Joique Bell	RB
2014	Dariusz Bell	CB
2015	Devin Taylor	DE
2016	Kerry Hyder	DE



Lions G **Mike Utley** (1989-91)



Lions WR **Chuck Hughes** (1967-71)





ED BLOCK COURAGE AWARD

The Ed Block Courage Award annually goes to a Lions player who exemplifies sportsmanship and has overcome injury and/or adversity to excel on the field.

WALTER PAYTON MAN OF THE YEAR NOMINEE

Considered the league's most prestigious honor, the Walter Payton NFL Man of the Year Award presented by Nationwide recognizes NFL players who have exhibited excellence on the field, and whose passion to impact lives extends beyond the game.

Year	Player	Pos
1984	Ken Fantetti	LB
1985	Keith Dorney	T
1986	Steve Mott	C
1987	Duane Galloway	DB
1988	Carl Bland	WR
1989	Jimmy Williams	LB
1990	Bruce McNorton	CB
1991	Mike Utley	G
1992	Ken Dallafior	G
1993	Kevin Glover	C
1994	Victor Jones	LB
1995	Aubrey Matthews	WR
1996	Bennie Blades	S
1997	Ray Roberts	T
1998	George Jamison	LB
1999	Dan Owens	DT
2000	James Jones	DT
2001	Charlie Batch	QB
2002	Cory Schlesinger	QB
2003	Robert Porcher	DE
2004	Jared DeVries	DE
2005	Boss Bailey	LB
2006	Ricky Sandoval	Dir. of Security
2007	Kevin Jones	RB
2008	Daniel Bullocks	S
2009	Jeff Backus	T
2010	Jason Hanson	K
2011	Shaun Hill	QB
2012	Jahvid Best	RB
2013	Nate Burleson	WR
2014	Calvin Johnson	WR
2015	Joiqee Bell	RB
2016	Matthew Stafford	QB
2017	Ameer Abdullah	RB
2018	Kerry Hyder Jr.	DE
2019	Kenny Golladay	WR
2020	Marvin Jones Jr.	WR
2021	Trey Flowers	OLB

Year	Player	Pos
2000	Ron Rice	S
2001	Luther Ellis	DT
2002	Robert Porcher	DE
2003	Robert Porcher	DE
2004	Fernando Bryant	CB
2005	Joey Harrington	QB
2006	Barry Stokes	G
2007	Mike Furrey	WR
2008	Mike Furrey	WR
2009	Drew Stanton	QB
2010	Drew Stanton	QB
2011	Drew Stanton	QB
2012	Stephen Tulloch	LB
2013	Stephen Tulloch	LB
2014	Stephen Tulloch	LB
2015	Stephen Tulloch	LB
2016	Don Carey	S
2017	Haloti Ngata	DT
2018	Matthew Stafford	QB
2019	Devon Kennard	LB
2020	Trey Flowers	DE
2021	Jason Cabinda	FB



Lions FB **Jason Cabinda** was Detroit's nominee for the 2021 Walter Payton Man of the Year Award.





DETROIT LIONS



NFL.ORG

HONORS SECTION - LIONS HONORS

@LIONSPR

TEAM CAPTAINS



In 2007, the NFL launched a formalized initiative for teams to select season-long captains, up to six per team. Below are captains selected by the team beginning with the 2007 NFL initiative.

Year	Player	Pos	Unit
2007	Jason Hanson	K	Special Teams
2007	Jon Kitna	QB	Offense
2007	Cory Redding	DT	Defense
2007	Ernie Sims	LB	Defense
2007	Dominic Raiola	C	Offense
2008	Jason Hanson	K	Special Teams
2008	Jon Kitna	QB	Offense
2008	Cory Redding	DT	Defense
2008	Ernie Sims	LB	Defense
2008	Dominic Raiola	C	Offense
2009	Dominic Raiola	C	Offense
2009	Larry Foote	LB	Defense
2009	Jason Hanson	K	Special Teams
2010	Matthew Stafford	QB	Offense
2010	Dominic Raiola	C	Offense
2010	Kyle Vanden Bosch	DE	Defense
2010	Jason Hanson	K	Special Teams
2011	Matthew Stafford	QB	Offense
2011	Dominic Raiola	C	Offense
2011	Kyle Vanden Bosch	DE	Defense
2011	Jason Hanson	K	Special Teams
2012	Calvin Johnson	WR	Offense
2012	Matthew Stafford	QB	Offense
2012	Kyle Vanden Bosch	DE	Defense
2012	Stephen Tulloch	LB	Defense
2012	Jason Hanson	K	Special Teams
2012	John Wendling	S	Special Teams
2013	Calvin Johnson	WR	Offense
2013	Matthew Stafford	QB	Offense
2013	Ndamukong Suh	DT	Defense
2013	Stephen Tulloch	LB	Defense
2013	David Akers	K	Special Teams
2013	John Wendling	S	Special Teams

* 2014-17 – Team captains from 2014-17 were selected by Head Coach Jim Caldwell on a game-by-game basis

2018	Marvin Jones Jr.	WR	Offense
2018	T.J. Lang	G	Offense
2018	Matthew Stafford	QB	Offense
2018	Jarrad Davis	LB	Defense

2018	Devon Kennard	LB	Defense
2018	Glover Quin	S	Defense
2018	Don Muhlbach	LS	Special Teams
2019	Danny Amendola	WR	Offense
2019	Taylor Decker	T	Offense
2019	Matthew Stafford	QB	Offense
2019	Jarrad Davis	LB	Defense
2019	Quandre Diggs	DB	Defense
2019	Devon Kennard	LB	Defense
2019	Don Muhlbach	LS	Special Teams
2020	Taylor Decker	T	Offense
2020	Matthew Stafford	QB	Offense
2020	Jarrad Davis	LB	Defense
2020	Trey Flowers	DE	Defense
2020	Duron Harmon	S	Defense
2020	Don Muhlbach	LS	Special Teams
2021	Jared Goff	QB	Offense
2021	Frank Ragnow	C	Offense
2021	Alex Anzalone	LB	Defense
2021	Trey Flowers	OLB	Defense
2021	Jalen Reeves-Maybin	LB	Special Teams

Detroit's team captains were issued captain patches on their jerseys from 2007-13 and again starting in 2021.



Lions C **Frank Ragnow** was named a team captain for the first time of his career in 2021.





DETROIT LIONS



NFL.ORG

HONORS SECTION - LIONS HONORS

@LIONSPR

MICHIGAN SPORTS HALL OF FAME

Year	Name	Pos	Seasons
1958	Gus Dorias	Coach	1943-47
1959	Earl "Dutch" Clark	B/Coach	1934-38/1937-38
1962	Byron "Whizzer" White	B	1940-41
1966	Bobby Layne	QB	1950-58
1967	Doak Walker	B	1950-55
1970	Joe Schmidt	LB/Coach	1953-65/1966-72
1971	Les Bingaman	G/Coach	1948-54/1960-64
1971	Ron Kramer	E	1965-67
1973	John Pingel	B	1939
1975	Vince Banonis	C	1951-53
1976	Buddy Parker	B/Coach	1935-36/1950-56
1976	George A. Richards	Owner	1934-39
1979	Leroy "Ace" Gutowsky	RB	1934-38
1979	Earl Morrall	QB	1958-64
1980	Alex Karras	DT	1958-62, 64-70
1980	George Wilson	Coach	1949-64
1983	Andy Farkas	B	1945
1985	Lem Barney	CB	1967-77
1985	Bob Hoernschemeyer	B	1950-55
1985	Nick Kerbawy	Business Mgr./GM	1948-57
1986	Jack Christiansen	B	1951-58
1986	Robert Westfall	B	1944-47
1988	Dick "Night Train" Lane	DB	1960-65
1988	Yale Lary	DB/P	1952-53, 56-64
1990	Charlie Sanders	TE	1968-77
1990	Billy Sims	RB	1980-84
1991	Cloyce Box	E	1949-50, 52-54
1995	Terry Barr	B	1957-65
1997	Jimmy David	B	1952-59
1997	Leon Hart	E	1950-57
2000	Anthony Carter	WR	1994-95
2001	Wayne Walker	LB	1958-72
2002	Lou Creekmur	T	1950-59
2002	Barry Sanders	RB	1989-98
2003	Mike Lucci	LB	1965-73
2003	Chris Spielman	LB	1988-95
2005	William Clay Ford	Owner	1956-2014
2010	Herman Moore	WR	1991-01
2010	Eddie Murray	K	1980-91
2011	Dick LeBeau	CB	1959-72
2012	Chuck Bernard	C	1934
2012	Alex Wojciehowicz	C/LB	1938-46
2013	Lomas Brown	T	1985-95
2014	Jim Brandstatter	Radio	1987-
2014	Dorne Dibble	E	1951, 53-57
2014	Jason Hanson	K	1992-12
2015	Doug English	DT	1975-79, 81-85
2019	Mike O'Hara	Reporter	1966 - Present

MEDIA GOOD GUY AWARD

Year	Player	Pos
2002	Jason Hanson	K
2003	Dré Bly	CB
2004	Eddie Drummond	KR
2005	Cory Schlesinger	FB
2006	Mike Furrey	WR
2007	Roy Williams	WR
2008	Corey Smith	DE
2009	Dominic Raiola	C
2010	Calvin Johnson	WR
2011	Nate Burleson	WR
2012	Stephen Tulloch	LB
2013	Rob Sims	G
2014	Glover Quin	S
2015	Darryl Tapp	DE
2016	Kerry Hyder	DE
2017	Akeem Spence	DT
2018	Glover Quin	S
2019	Dariusz Slay	CB
2020	*Did Not Award	-
2021	Tracy Walker	S



S **Tracy Walker** was named the team's Media Good Guy by the Detroit Chapter of the Pro Football Writers of America in 2021. Walker's cooperation and depth of answers with the media helped them perform their jobs at a high level that season.





ALL-TIME TEAM

As part of the team's Fantennial Weekend in celebration of the NFL's 100th season in 2019, the Detroit Lions announced their All-Time Team. Selection of the Detroit Lions All-Time Team was determined by fan voting, in addition to contributions from the Detroit Lions Legends Community, a committee of Lions executives and select members of the media. Players included in the voting for the All-Time Team were selected based on years of service with the team, statistical records, postseason accolades, as well as team honors such as the Pride of the Lions.

Name	Pos	Seasons	Years
Baker, Al	DL	5	1978-82
Barney, Lem	CB	11	1967-77
Blades, Bennie	S	9	1988-96
Brown, Lomas	OL	11	1985-95
Brown, Roger	DL	7	1960-66
Christiansen, Jack*	S	8	1951-58
Clark, Dutch*	QB	5	1934-38
Cogdill, Gail	WR	9	1960-68
Creekmur, Lou*	OL	10	1950-59
David, Jim*	CB	8	1952-59
Doll, Don*	S	4	1949-52
Emerson, Gover	OL/LB	7	1931-37
English, Doug	DL	10	1975-79, 81-85
Flanagan, Ed	OL	10	1965-74
Glover, Kevin	OL	13	1985-97
Gray, Mel	KR	6	1989-94
Hanson, Jason	K	21	1992-2012
Johnson, Calvin	WR	9	2007-15
Karras, Alex*	DL	12	1958-62, 64-70
Lane, Dick*	CB	6	1960-65
Lary, Yale*	S	11	1952-53, 56-64
Layne, Bobby*	QB	9	1950-58
LeBeau, Dick	CB	14	1959-72
Lucci, Mike	LB	9	1965-73
Moore, Herman	WR	11	1991-2001
Muhlbach, Don	LS	17	2004-2020
Nick Pietrosante	FB	7	1959-1965
Porcher, Robert	DL	13	1992-2004
Sanders, Barry	RB	10	1989-98
Sanders, Charlie*	TE	10	1968-77
Schlesinger, Cory	FB	12	1995-2006
Schmidt, Joe	LB	13	1953-65
Sewell, Harley*	OL	10	1953-62
Sims, Billy	RB	5	1980-84
Spielman, Chris	LB	8	1988-95
Stafford, Matthew	QB	12	2009-2020
Stanfel, Dick	G	4	1952-55
Walker, Doak*	RB	6	1950-55
Wojciechowicz, Alex*	OL	9	1938-46

* Deceased

PRIDE OF THE LIONS

On November 22, 2009, the Lions unveiled the team's Pride of the Lions, a permanent stadium display honoring greatest players in team history during a halftime celebration at Ford Field against the Cleveland Browns. The team introduced the 12 members of the Pride of the Lions charter class. The Pride of the Lions is a very visible feature on the old Hudson's warehouse of Ford Field (south suite levels) that includes the players' jersey numbers, name and years played with the Lions.

Year	Name	Pos	Seasons	Years
2009	Barney, Lem	CB	11	1967-77
2009	Christiansen, Jack*	S	8	1951-58
2009	Clark, Dutch*	QB	5	1934-38
2009	Creekmur, Lou*	OL	10	1950-59
2009	Lane, Dick*	CB	6	1960-65
2009	Lary, Yale*	S	11	1952-53, 1956-64
2009	Layne, Bobby*	QB	9	1950-58
2009	Sanders, Barry	RB	10	1989-98
2009	Sanders, Charlie*	TE	10	1968-77
2009	Schmidt, Joe	LB	13	1953-65
2009	Walker, Doak*	RB	6	1950-55
2009	Wojciechowicz, Alex*	OL	9	1938-46
2010	LeBeau, Dick	CB	14	1959-72
2013	Jason Hanson	K	21	1992-2012
2016	Dick Stanfel*	G	4	1952-55
2018	Roger Brown*	DT	7	1960-66
2018	Alex Karras*	DT	12	1958-70
2018	Herman Moore	WR	11	1991-2001
2021	Chris Spielman	LB	8	1988-95

* Deceased



Lions LB **Chris Spielman** was inducted into the Pride of the Lions in 2021.





DETROIT LIONS



NFLONG.COM

HONORS SECTION - LIONS HONORS

@LIONSPR

LIONS IN THE PRO BOWL

(Listed by year of Pro Bowl)

1951 Season: 1950

E
T
DB
T
RB
1952 Season: 1951
G
T
DB
E
RB
QB
RB
1953 Season: 1952
E
T
DB
RB
RB
QB
DB
1954 Season: 1953
G
DB
T
DB
QB
G
RB
1955 Season: 1954
DB
T
DB
LB
G
DB
C
RB
1956 Season: 1955
DB
T
DB
LB
RB
1957 Season: 1956
T
DB

Players (5)
Cloyce Box
Lou Creekmur
Don Doll
Thurman McGraw
Doak Walker
Players (7)
Les Bingaman
Lou Creekmur
Don Doll
Leon Hart
Bob Hoernschemeyer
Bobby Layne
Doak Walker
Players (7)
Cloyce Box
Lou Creekmur
Don Doll
Pat Harder
Bob Hoernschemeyer
Bobby Layne
Bob Smith
Players (7)
Les Bingaman
Jack Christiansen
Lou Creekmur
Yale Lary
Bobby Layne
Dick Stanfel
Doak Walker
Players (8)
Jack Christiansen
Lou Creekmur
Jim David
Joe Schmidt
Dick Stanfel
Bill Stits
LaVern Torgeson
Doak Walker
Players (5)
Jack Christiansen
Lou Creekmur
Jim David
Joe Schmidt
Doak Walker
Players (7)
Charley Ane
Jack Christiansen

T
DB
DB
QB
LB
1958 Season: 1957
DB
T
DB
DB
T
LB
G
1959 Season: 1958
T
DB
DB
LB
G
1960 Season: 1959
DB
DB
LB
G
1961 Season: 1960
E
TE
DT
DB
DB
FB
LB
1962 Season: 1961
E
DT
DB
DB
DB
G/K
FB
LB
1963 Season: 1962
DT
E
DT
DB
DB
LB
G
1964 Season: 1963
E
DT

Lou Creekmur
Jim David
Yale Lary
Bobby Layne
Joe Schmidt
Players (7)
Jack Christiansen
Lou Creekmur
Jim David
Yale Lary
Darris McCord
Joe Schmidt
Harley Sewell
Players (5)
Charley Ane
Jim David
Yale Lary
Joe Schmidt
Harley Sewell
Players (4)
Jim David
Yale Lary
Joe Schmidt
Harley Sewell
Players (7)
Gail Cogdill
Jim Gibbons
Alex Karras
Dick Lane
Yale Lary
Nick Pietrosante
Joe Schmidt
Players (7)
Jim Gibbons
Alex Karras
Dick Lane
Yale Lary
Jim Martin
Nick Pietrosante
Joe Schmidt
Players (7)
Roger Brown
Gail Cogdill
Alex Karras
Dick Lane
Yale Lary
Joe Schmidt
Harley Sewell
Players (6)
Terry Barr
Roger Brown





DETROIT LIONS



NFL.ORG

HONORS SECTION - LIONS HONORS

@LIONSPR

E
G
LB
LB
1965 Season: 1964
E
DT
TE
G
DB
DB
LB
1966 Season: 1965
DT
G
DT
DB
E
LB
1967 Season: 1966
DT
DB
E
1968 Season: 1967
DB
RB
1969 Season: 1968
DB
TE
1970 Season: 1969
DB
C
TE
1971 Season: 1970
RB
C
LB
TE
1972 Season: 1971
C
QB
LB
RB
TE
1973 Season: 1972
DB
T
1974 Season: 1973
DB
C
1975 Season: 1974

Gail Cogdill DB
John Gordy TE
Joe Schmidt 1976 Season: 1975
Wayne Walker DB
Players (7)
Terry Barr TE 1977 Season: 1976
Roger Brown DB
Jim Gibbons TE
John Gordy 1978 Season: 1977
Yale Lary TE
Dick LeBeau DT
Wayne Walker 1979 Season: 1978
Players (6)
Roger Brown DT
John Gordy TE
Alex Karras 1980 Season: 1979
Dick LeBeau DE
Pat Studstill TE
Wayne Walker 1981 Season: 1980
Players (3)
Roger Brown K
Dick LeBeau RB
Pat Studstill 1982 Season: 1981
Players (2)
Lem Barney DT
Mel Farr RB
Players (2) 1983 Season: 1982
Lem Barney T
Charlie Sanders T
Players (3) RB 1984 Season: 1983
Lem Barney T
Ed Flanagan T 1988 Season: 1987
Charlie Sanders P
Players (4) P 1989 Season: 1988
Mel Farr P
Ed Flanagan LB
Paul Naumoff LB 1990 Season: 1989
Charlie Sanders NT
Players (5)
Ed Flanagan K
Greg Landry RB
Mike Lucci LB
Steve Owens 1991 Season: 1990
Charlie Sanders NT
Players (2)
Lem Barney T
Rocky Freitas KR
Players (2) RB
Lem Barney LB 1992 Season: 1991
Ed Flanagan NT
Players (2) S

Dick Jauron
Charlie Sanders
Players (2)
Lem Barney
Charlie Sanders
Players (2)
Lem Barney
Charlie Sanders
Players (2)
David Hill
Doug English
Players (3)
Al Baker
Doug English
David Hill
Players (2)
Al Baker
David Hill
Players (3)
Al Baker
Ed Murray
Billy Sims
Players (3)
Doug English
Billy Sims
Tom Skladany
Players (3)
Keith Dorney
Doug English
Billy Sims
Players (1)
Doug English
Players (1)
Jim Arnold
Players (2)
Jim Arnold
Michael Cofer
Players (4)
Jerry Ball
Ed Murray
Barry Sanders
Chris Spielman
Players (5)
Jerry Ball
Lomas Brown
Mel Gray
Barry Sanders
Chris Spielman
Players (6)
Jerry Ball
Bennie Blades





DETROIT LIONS



NFL.ORG

HONORS SECTION - LIONS HONORS

@LIONSPR

T
KR
RB
LB
1993 Season: 1992
T
KR
RB
1994 Season: 1993
T
RB
LB
1995 Season: 1994
T
KR
WR
RB
LB
1996 Season: 1995
T
C
WR
RB
1997 Season: 1996
C
WR
RB
1998 Season: 1997
C
K
WR
DE
RB
1999 Season: 1998
RB
2000 Season: 1999
LB
DT
K
DE
TE
2001 Season: 2000
LB
DT
KR
2002 Season: 2001
DE
2004 Season: 2003
CB
2005 Season: 2004
CB

Lomas Brown
Mel Gray
Barry Sanders
Chris Spielman
Players (3)
Lomas Brown
Mel Gray
Barry Sanders
Players (3)
Lomas Brown
Barry Sanders
Pat Swilling
Players (5)
Lomas Brown
Mel Gray
Herman Moore
Barry Sanders
Chris Spielman
Players (4)
Lomas Brown
Kevin Glover
Herman Moore
Barry Sanders
Players (3)
Kevin Glover
Herman Moore
Barry Sanders
Players (5)
Kevin Glover
Jason Hanson
Herman Moore
Robert Porcher
Barry Sanders
Players (1)
Barry Sanders
Players (5)
Stephen Boyd
Luther Elliss
Jason Hanson
Robert Porcher
David Sloan
Players (3)
Stephen Boyd
Luther Elliss
Desmond Howard
Players (1)
Robert Porcher
Players (1)
Dré Bly
Players (3)
Dré Bly

KR
DT
2006 Season: 2005
DT
2007 Season: 2006
WR
2011 Season: 2010
WR
DT
2012 Season: 2011
WR
2013 Season: 2012
WR
LS
DT
2014 Season: 2013
WR
DT
2015 Season: 2014
WR
S
QB
DT
WR
2016 Season: 2015
WR
DE
2017 Season: 2016
K
2018 Season: 2017
CB
G
2019 Season: 2018
CB
LS
2020 Season: 2019
WR
CB
2021 Season: 2020
P
TE
OL
2022 Season: 2021
G

Eddie Drummond
Shaun Rogers
Players (1)
Shaun Rogers
Players (1)
Roy Williams
Players (2)
Calvin Johnson
Ndamukong Suh
Players (1)
Calvin Johnson
Players (3)
Calvin Johnson
Don Muhlbach
Ndamukong Suh
Players (2)
Calvin Johnson
Ndamukong Suh
Players (5)
Calvin Johnson
Glover Quin
Matthew Stafford
Ndamukong Suh
Golden Tate
Players (2)
Calvin Johnson
Ezekiel Ansah
Players (1)
Matt Prater
Players (2)
Darius Slay
T.J. Lang
Players (2)
Darius Slay
Don Muhlbach
Players (2)
Kenny Golladay
Darius Slay
Players (3)
Jack Fox
T.J. Hockenson
Frank Ragnow
Players (1)
Jonah Jackson





DETROIT LIONS



NFL.ORG

HONORS SECTION - LIONS HONORS

@LIONSPR

ALL-TIME PRO BOWL SELECTIONS

Player	Pos	No	Years
Ane, Charles	T	2	1957, 59
Ansah, Ezekiel	DE	1	2016
Arnold, Jim	P	2	1988-89
Baker, Al	DE	3	1979-81
Ball, Jerry	NT	3	1990-91, 92*
Barney, Lem	DB	7	1968-70, 73-74, 76-77
Barr, Terry	WR	2	1964-65
Bingaman, Les	G	2	1952-54
Blades, Bennie	S	1	1992
Bly, Dré	CB	2	2004-05
Box, Cloyce	E	2	1951, 53
Boyd, Stephen	LB	2	2000, 01*
Brown, Lomas	T	7	1991-97
Brown, Roger	DT	5	1963-67
Christiansen, Jack	S	5	1954-58
Creekmur, Lou	T	8	1951-58
Cofer, Michael	LB	1	1989
Cogdill, Gail	WR	3	1961, 63-64
David, Jim	DB	6	1955-60
Doll, Don	HB	3	1951-53
Dorney, Keith	T	1	1983
Drummond, Eddie	KR	1	2005
Elliss, Luther	DT	2	2000-01
English, Doug	DT	4	1979, 82-84
Farr, Mel	RB	2	1968, 71
Flanagan, Ed	C	4	1970-72, 74
Fox, Jack	P	1	2020
Freitas, Rocky	T	1	1973*
Gibbons, Jim	TE	3	1961-62, 65
Glover, Kevin	C	3	1996-98
Golladay, Kenny	WR	1	2019
Gordy, John	G	3	1964-66
Gray, Mel	KR	4	1991-92, 93*, 95
Hanson, Jason	K	2	1998, 00
Harder, Pat	FB	1	1953
Hill, David	TE	2	1979-80
Hockenson, T.J.	TE	1	2020
Hoernschemeyer, Bob	HB	2	1952-53
Howard, Desmond	KR	1	2001
Jackson, Jonah	G	1	2021
Jauron, Dick	KR	1	1975
Johnson, Calvin	WR	6	2011, 2012-16*
Karras, Alex	DT	4	1961-63, 66
Landry, Greg	QB	1	1972
Lane, Dick	DB	3	1961-63
Lang, T.J.	G	1	2018
Lary, Yale	S	9	1954, 57-63, 65
Layne, Bobby	QB	3	1952-54
LeBeau, Dick	DB	3	1965-67

Lucci, Mike	LB	1	1972
Martin, Jim	K	1	1962
McCord, Darris	T/E	1	1958
McGraw Thurman	T	1	1951
Moore, Herman	WR	4	1995-98
Muhlbach, Don	LS	2	2013, 2018
Murray, Eddie	K	2	1981, 90
Naumoff, Paul	LB	1	1971
Owens, Steve	RB	1	1972
Pietrosante, Nick	FB	2	1961-62
Porcher, Robert	DE	3	1998, 00, 02
Prater, Matt	K	1	2017
Quin, Glover	S	1	2015
Ragnow, Frank	C	1	2020
Rogers, Shaun	DT	2	2005-06
Sanders, Barry	RB	10	1990-93, 94*, 95-98, 99*
Sanders, Charlie	TE	7	1969-72, 75-77
Schmidt, Joe	LB	10	1955-63, 64*
Sewell, Harley	G	4	1958-60, 63
Sims, Billy	RB	3	1981-83
Skladany, Tom	P	1	1982
Slay, Darius	CB	3	2017-19
Sloan, David	TE	1	2000
Smith, Bob	HB	1	1953
Spielman, Chris	LB	4	1990-92, 95
Stafford, Matthew	QB	1	2015
Stanfel, Dick	G	2	1954
Stits, Bill	HB	1	1955
Studstill, Pat	WR/P	2	1966-67
Suh, Ndamukong	DT	4	2011, 2013-14, 2015*
Swilling, Pat	LB	1	1994
Tate, Golden	WR	1	2015
Torgeson, LaVern	C/LB	1	1955
Walker, Doak	HB	5	1951-52, 54-56
Walker, Wayne	LB/K	3	1964-66
Williams, Roy	WR	1	2007

* Selected, Did Not Play



RB Billy Sims earned trips to the Pro Bowl in each of his first three seasons (1980-82).





DETROIT LIONS



NFL.ORG

HONORS SECTION - LIONS HONORS

@LIONSPR

MOST PRO BOWL SELECTIONS

Rk	Player	Pos	No	Years
1t	Schmidt, Joe	LB	10	1955-63, 64*
1t	Sanders, Barry	RB	10	1990-93, 94*, 95-98, 99*
3	Lary, Yale	S	9	1954, 57-63, 65
4	Creekmur, Lou	T	8	1951-58
5t	Barney, Lem	DB	7	1968-70, 73-74, 76-77
5t	Sanders, Charlie	TE	7	1969-72, 75-77
5t	Brown, Lomas	T	7	1991-97

* Selected, Did Not Play

PRO BOWL HEAD COACHES


Coach	No	Years
Fontes, Wayne	1	1992
Wilson, George	1	1958

PRO BOWL OUTSTANDING PLAYER/MVP

Year	Player	Pos	Award
1953	Doll, Don	S	Player of the Game
1965	Barr, Terry	E	Outstanding Lineman
1981	Murray, Eddie	K	Player of the Game
2015	Stafford, Matthew	QB	Offensive MVP



RB **Barry Sanders** made the Pro Bowl in all 10 of his NFL seasons. He is one-of-five players in NFL history to make 10-straight Pro Bowls.



K **Eddie Murray** earned two trips to the Pro Bowl in his career. He was the Pro Bowl's Player of the Game as a rookie in 1981 while helping the NFC to a 21-7 victory. The game marked the first in NFL history to be played in February.





LIONS ALL-PROS

The Associated Press All-Pro Team (First Team) dates back to 1930. In 1951, the AP began designating the All-Pro Team by offense and defense. From 1930-50, positions selected included the following: End (E), Tackle (T), Guard (G), Center (C) and Back (B). This designation represented the offensive and defensive systems of the era as well as the commonality of two-way players. The first year the offensive backfield was separated by Quarterback, Fullback and Half (Running) Back was 1954. The first year the AP designated the defensive backfield by Safety (S) and Cornerback (B or CB in 1963) was 1955. Wide Receiver (WR), also known as Flanker (FL) from 1963-69, were first separated in 1963, having been previously combined as the End (E) position. Punter (P) and Placekicker (PK) were first honored in 1970 and Kick Returner (KR) in 1978.

1931

T George Christensen (Portsmouth)
 B Dutch Clark (QB, Portsmouth)

1932

B Dutch Clark (QB, Portsmouth)
 B Father Lumpkin (Portsmouth)

1933

B Glenn Presnell (Portsmouth)

1934

T George Christensen
 B Dutch Clark (QB)

1935

B Dutch Clark (QB)
 B Ernie Caddel

1936

G Ox Emerson
 B Dutch Clark (QB)

1937

B Dutch Clark (QB)

1938

B Lloyd Cardwell

1940

G John Wiethe
 B Byron "Whizzer" White

1944

B Frank Sinkwich

1945

G Bill Radovich
 B Bob Westfall

1946

G Bill Radovich

1950

B Doak Walker (rookie)

1951

E Leon Hart
 G Lou Creekmur
 B Doak Walker
 T Les Bingaman (DT)

1952

E Cloyce Box
 G Lou Creekmur
 B Bobby Layne (QB)
 T Thurman McGraw (DT)
 B Jack Christiansen (CB)

1953

G Lou Creekmur
 G Dick Stanfel
 B Doak Walker
 G Les Bingaman (DT)
 B Jack Christiansen (CB)

1954

T Lou Creekmur
 G Dick Stanfel
 B Doak Walker
 G Les Bingaman (DT)
 LB Joe Schmidt
 B Jack Christiansen (CB)

1955

LB Joe Schmidt
 S Jack Christiansen

1956

T Lou Creekmur
 QB Bobby Layne
 LB Joe Schmidt
 CB Jack Christiansen
 S Yale Lary

1957

T Lou Creekmur
 LB Joe Schmidt
 CB Jack Christiansen

1958

LB Joe Schmidt
 S Yale Lary

1959

LB Joe Schmidt

1960

DT Alex Karras

1961

DT Alex Karras
 LB Joe Schmidt
 B Dick "Night Train" Lane

1962

DT Roger Brown
 CB Dick "Night Train" Lane





DETROIT LIONS



NFL.ORG

HONORS SECTION - LIONS HONORS

@LIONSPR

LB Joe Schmidt
 S Yale Lary
1963
 DT Roger Brown
1965
 DT Alex Karras
1966
 WR Pat Studstill
1968
 CB Lem Barney
1969
 CB Lem Barney
1970
 TE Charlie Sanders
1971
 TE Charlie Sanders
1978
 DE Al Baker (rookie)
1980
 K Eddie Murray (rookie)
1982
 DT Doug English
1987
 P Jim Arnold
1989
 RB Barry Sanders (rookie)
1990
 RB Barry Sanders
 KR Mel Gray
1991
 RB Barry Sanders
 KR Mel Gray
 DT Jerry Ball
 LB Chris Spielman
1994
 RB Barry Sanders
 KR Mel Gray
1995
 WR Herman Moore
 T Lomas Brown
 RB Barry Sanders
1996
 WR Herman Moore
1997
 WR Herman Moore
 RB Barry Sanders
2004
 KR Eddie Drummond
2010
 DT Ndamukong Suh (rookie)
2011

WR Calvin Johnson
2012
 WR Calvin Johnson
2013
 WR Calvin Johnson
 DT Ndamukong Suh
2014
 DT Ndamukong Suh
2017
 CB Darius Slay
 PR Jamal Agnew



QB **Dutch Clark** made the Pro Bowl for the Portsmouth Spartans and Detroit Lions, becoming one of the two original Lions to earn a trip to the Pro Bowl. He was named to six Pro Bowls and had his No. 7 jersey retired by the Lions.





DETROIT LIONS



NFL.ORG

HONORS SECTION - LIONS HONORS

@LIONSPR

ALL-TIME AP ALL-PRO SELECTIONS

Player	Pos.	No.	Years	Rk
Agnew, Jamal	PR	1	2017	1
Arnold, Jim	P	1	1987	2t
Baker, Al	DE	1	1978	2t
Ball, Jerry	DT	1	1991	2t
Barney, Lem	CB	2	1968-69	2t
Bingaman, Les	DT	3	1951, 53-54	6
Box, Cloyce	E	1	1952	7t
Brown, Lomas	T	1	1995	7t
Brown, Roger	DT	2	1962-63	7t
Caddel, Ernie	B	1	1935	7t
Cardwell, Lloyd	B	1	1938	7t
Christensen, George	T	2	1931, 34	7t
Christiansen, Jack	CB, S	6	1952-57	7t
Clark, Dutch	QB	6	1931-32, 34-37	14t
Creekmur, Lou	G, T	6	1951-54, 56-57	14t
Drummond, Eddie	KR	1	2004	14t
Emerson, Ox	G	1	1936	14t
English, Doug	DT	1	1982	14t
Gray, Mel	KR	3	1991-93	14t
Hart, Leon	E	1	1951	14t
Johnson, Calvin	WR	3	2011-13	14t
Karras, Alex	DT	3	1960-61, 65	23t
Lane, Dick "Night Train"	CB	2	1961-62	23t
Lary, Yale	S	3	1956, 58, 62	23t
Layne, Bobby	QB	2	1952, 56	23t
Lumpkin, Father	B	1	1932	23t
McGraw, Thurman	DT	1	1952	23t
Moore, Herman	WR	3	1995-97	23t
Murray, Eddie	K	1	1980	23t
Presnell, Glenn	B	1	1933	23t
Radovich, Bill	G	2	1954	23t
Sanders, Barry	RB	6	1989-91, 94-95, 97	23t
Sanders, Charlie	TE	2	1970-71	23t
Schmidt, Joe	LB	8	1954-59, 61-62	23t
Sinkwich, Frank	B	1	1944	23t
Slay, Darius	CB	1	2017	23t
Spielman, Chris	LB	1	1991	23t
Stanfel, Dick	G	2	1953-54	23t
Studstill, Pat	WR	1	1966	23t
Suh, Ndamukong	DT	3	2010, 2013-14	23t
Walker, Doak	RB	4	1950-51, 53-54	23t
Westfall, Bob	B	1	1945	23t
White, Byron "Whizzer"	B	1	1940	23t
Wiethe, John	G	1	1940	23t

MOST AP ALL-PRO SELECTIONS

Player	Pos.	No.	Years
Schmidt, Joe	LB	8	1954-59, 61-62
Christiansen, Jack	CB, S	6	1952-57
Clark, Dutch	QB	6	1931-32, 34-37
Creekmur, Lou	G, T	6	1951-54, 56-57
Sanders, Barry	RB	6	1989-91, 94-95, 97
Walker, Doak	RB	4	1950-51, 53-54
Bingaman, Les	DT	3	1951, 53-54
Gray, Mel	KR	3	1991-93
Johnson, Calvin	WR	3	2011-13
Karras, Alex	DT	3	1960-61, 65
Lary, Yale	S	3	1956, 58, 62
Moore, Herman	WR	3	1995-97
Suh, Ndamukong	DT	3	2010, 2013-14
Barney, Lem	CB	2	1968-69
Brown, Roger	DT	2	1962-63
Christensen, George	T	2	1931, 34
Lane, Dick "Night Train"	CB	2	1961-62
Layne, Bobby	QB	2	1952, 56
Radovich, Bill	G	2	1954
Sanders, Charlie	TE	2	1970-71
Stanfel, Dick	G	2	1953-54
Agnew, Jamal	CB	1	2017
Arnold, Jim	P	1	1987
Baker, Al	DE	1	1978
Ball, Jerry	DT	1	1991
Box, Cloyce	E	1	1952
Brown, Lomas	T	1	1995
Caddel, Ernie	B	1	1935
Cardwell, Lloyd	B	1	1938
Drummond, Eddie	KR	1	2004
Emerson, Ox	G	1	1936
English, Doug	DT	1	1982
Hart, Leon	E	1	1951
Lumpkin, Father	B	1	1932
McGraw, Thurman	DT	1	1952
Murray, Eddie	K	1	1980
Presnell, Glenn	B	1	1933
Sinkwich, Frank	B	1	1944
Slay, Darius	CB	1	2017
Spielman, Chris	LB	1	1991
Studstill, Pat	WR	1	1966
Westfall, Bob	B	1	1945
White, Byron "Whizzer"	B	1	1940
Wiethe, John	G	1	1940





Lions LS **Don Muhlbach**, left, and CB **Darius Slay**, right, are pictured at the 2019 Pro Bowl. Muhlbach ranks second in franchise history in seasons played (17) and games played (260) and earned two trips to the Pro Bowl. Slay earned three-straight trips to the Pro Bowl (2017-19) in Detroit.





DRIVEN
BY
DETROIT

2022 MEDIA GUIDE
RECORDS



INDIVIDUAL RECORDS

Rushing

RUSHING YARDS, CAREER

Rank	Player	Att	Yds	Avg	TD	Years
1	Barry Sanders	3,062	15,269	5.0	99	1989-98
2	Billy Sims	1,131	5,106	4.5	42	1980-84
3	Dexter Bussey	1,203	5,105	4.2	18	1975-84
4	Altie Taylor	1,165	4,297	3.7	24	1969-76
5	Nick Pietrosante	938	3,933	4.2	28	1959-65

RUSHING YARDS, SEASON

Rank	Player	Att	Yds	Avg	TD	Years
1	Barry Sanders	335	2,053	6.1	11	1997
2	Barry Sanders	331	1,883	5.7	7	1994
3	Barry Sanders	307	1,553	5.1	11	1996
4	Barry Sanders	342	1,548	4.5	16	1991
5	Barry Sanders	314	1,500	4.8	11	1995

RUSHING YARDS, GAME

Rank	Player	Yds	Opp	Date
1	Barry Sanders	237	TB	11/13/1994
2	Barry Sanders	220	at Min	11/24/1991
3	Barry Sanders	216	Ind	11/23/1997
4	Barry Sanders	215	at TB	10/12/1997
5	B. Hoernschemeyer	198	NYJ	11/23/1950

MOST RUSHING ATTEMPTS, CAREER

Rank	Player	Att	Yds	Avg	TD	Years
1	Barry Sanders	3,062	15,269	5.0	99	1989-98
2	Dexter Bussey	1,203	5,105	4.2	18	1975-84
3	Altie Taylor	1,165	4,297	3.7	24	1969-76
4	Billy Sims	1,131	5,106	4.5	42	1980-84
5	James Jones	960	3,452	3.6	23	1983-88

MOST RUSHING ATTEMPTS, SEASON

Rank	Player	Att	Yds	Avg	TD	Year
1	Barry Sanders	343	1491	4.3	4	1998
2	Barry Sanders	342	1548	4.5	16	1991
3	James Stewart	339	1184	3.5	10	2000
4	Barry Sanders	335	2053	6.1	11	1997
5	Barry Sanders	331	1883	5.7	7	1994

MOST RUSHING ATTEMPTS, GAME

Rank	Player	Att	Opp	Date
1	Barry Sanders	40	at Dal	9/19/1994
2	James Stewart	37	at NYJ	12/17/2000
3t	Billy Sims	36	at GB	11/20/1983
3t	James Jones	36	Mia	10/27/1985
3t	James Jones	36	at Min	9/7/1986

MOST RUSHING TOUCHDOWNS, CAREER

Rank	Player	Att	Yds	TD	Avg	Years
1	Barry Sanders	3062	15269	99	5.0	1989-98
2	Billy Sims	1131	5106	42	4.5	1980-84
3	Nick Pietrosante	938	3933	28	4.2	1959-65
4	Mel Farr	739	3072	26	4.2	1967-73
5t	Dutch Clark	469	2311	24	4.9	1934-38
5t	Altie Taylor	1165	4297	24	3.7	1969-76
5t	Kevin Jones	761	3067	24	4	2004-07

MOST RUSHING TOUCHDOWNS, SEASON

Rank	Player	Att	Yds	TD	Avg	Year
1	Barry Sanders	342	1548	16	4.5	1991
2	Barry Sanders	280	1470	14	5.3	1989
3t	Billy Sims	313	1303	13	4.2	1980
3t	Billy Sims	296	1437	13	4.9	1981
3t	Barry Sanders	255	1304	13	5.1	1990

MOST RUSHING TOUCHDOWNS, GAME

Rank	Player	TD	Opp	Date
1	Barry Sanders	4	at Min	11/24/1991
2t	Dutch Clark	3	Bkn	10/22/1934
2t	Ernie Caddel	3	Pit	11/4/1934
2t	Ernie Caddel	3	Phi	9/20/1935
2t	Jim Ninowski	3	at LARm	10/30/1960
2t	Greg Landry	3	at Chi	10/1/1972
2t	Billy Sims	3	at LARm	9/7/1980
2t	James Jones	3	GB	10/9/1983
2t	Barry Sanders	3	at Atl	12/24/1989
2t	Barry Sanders	3	TB	9/29/1991
2t	Barry Sanders	3	Cle	10/8/1995
2t	Tommy Vardell	3	Min	11/16/1997
2t	Barry Sanders	3	Chi	11/27/1997
2t	Barry Sanders	3	Cin	9/13/1998
2t	James Stewart	3	at TB	10/19/2000
2t	Mikal Leshoure	3	at Jax	11/4/2012

(Includes all players with 3 rushing touchdowns in game)

LONGEST RUSH

Rank	Player	Yds	Opp	Date
1	B. Hoernschemeyer	96t	NYJ	11/23/1950
2	Jahvid Best	88t	Chi	10/10/2011
3t	B. Hoernschemeyer	85t	GB	11/22/1951
3t	Barry Sanders	85	at TB	10/2/1994
5	Barry Sanders	84	Chi	10/23/1994

Pass Receiving

RECEPTIONS, CAREER

Rank	Player	Rec	Yds	Avg	TD	Years
1	Calvin Johnson	731	11,619	15.9	83	2007-15
2	Herman Moore	670	9174	13.7	62	1991-2001
3	Johnnie Morton	469	6499	13.9	21	1994-2001
4	Brett Perriman	428	5244	12.3	25	1991-96
5	Golden Tate	416	4741	11.4	22	2014-18

RECEPTIONS, SEASON

Rank	Player	Rec	Yds	Avg	TD	Year
1	Herman Moore	123	1686	13.7	14	1995
2	Calvin Johnson	122	1964	16.1	5	2012
3	Brett Perriman	108	1488	13.8	9	1995
4	Herman Moore	106	1296	12.2	9	1996
5	Herman Moore	104	1293	12.4	8	1997

RECEPTIONS, GAME

Rank	Player	Rec	Opp	Date
1t	Herman Moore	14	Chi	12/4/1995
1t	Calvin Johnson	14	Dal	10/27/2013
3	Calvin Johnson	13	Ind	12/2/2012
4t	Cloyce Box	12	at Bal	12/3/1950
4t	James Jones	12	at Cle	9/28/1986
4t	Brett Perriman	12	at Chi	11/19/1995
4t	Brett Perriman	12	Min	11/23/1995
4t	Herman Moore	12	at Min	9/1/1996
4t	Calvin Johnson	12	at Min	11/11/2012

RECEIVING YARDS, CAREER

Rank	Player	Rec	Yds	Avg	TD	Year
1	Calvin Johnson	731	11,619	15.9	83	2007-15
2	Herman Moore	670	9174	13.7	61	1991-2001
3	Johnnie Morton	469	6499	13.9	25	1994-2001
4	Brett Perriman	428	5244	12.3	25	1991-96
5	Gail Cogdill	325	5221	16.1	28	1960-68

RECEIVING YARDS, SEASON

Rank	Player	Rec	Yds	Avg	TD	Year
1	Calvin Johnson	122	1964	16.1	5	2012
2	Herman Moore	123	1686	13.7	14	1995
3	Calvin Johnson	96	1681	17.5	16	2011
4	Calvin Johnson	84	1492	17.8	12	2013
5	Brett Perriman	108	1488	13.8	9	1995

RECEIVING YARDS, GAME

Rank	Player	Yds	Opp	Date
1	Calvin Johnson	329	Dal	10/27/2013
2	Cloyce Box	302	Balc	12/3/1950
3	Richard Johnson	248	NO	12/3/1989
4	Calvin Johnson	244	at GB	11/1/2012
5	Calvin Johnson	225	Atl	12/22/2012
6	Calvin Johnson	214	at Oak	12/18/2011
7	Calvin Johnson	207	at Min	11/11/2012
8	Marvin Jones Jr.	205	at GB	9/25/2016
9	Roy Williams	204	at Phi	9/23/2007

RECEIVING TOUCHDOWNS, CAREER

Rank	Player	Rec	Yds	Avg	TD	Years
1	Calvin Johnson	731	11,619	15.9	83	2007-15
2	Herman Moore	670	9174	13.7	62	1991-2001
3	Marvin Jones Jr.	289	4296	14.9	36	2016-20

RECEIVING TOUCHDOWNS, SEASON

Rank	Player	Rec	Yds	Avg	TD	Year
1	Calvin Johnson	96	1681	17.5	16	2011
2	Cloyce Box	42	924	22	15	1952
3	Herman Moore	123	1686	13.7	14	1995
4	Terry Barr	66	1086	16.5	13	1963
5t	Leon Hart	35	544	15.5	12	1951
5t	Calvin Johnson	78	1331	17.1	12	2008
5t	Calvin Johnson	77	1120	14.5	12	2010
5t	Calvin Johnson	84	1482	17.8	12	2013





INDIVIDUAL RECORDS

RECEIVING TOUCHDOWNS, GAME

Rank	Player	TD	Opp	Date
1t	Cloyce Box	4	at BalC	12/3/1950
1t	Marvin Jones Jr.	4	Min	10/20/19
3t	Dave Diehl	3	at Cle	11/26/1944
3t	Doak Walker	3	GB	11/19/1950
3t	Cloyce Box	3	NYJ	11/23/1950
3t	Cloyce Box	3	GB	11/27/1952
3t	Cloyce Box	3	Chi	12/7/1952
3t	Cloyce Box	3	at DalT	12/13/1952
3t	Jim Doran	3	at SF	11/3/1957
3t	Howard Cassidy	3	BalC	10/11/1959
3t	Terry Barr	3	at SF	11/3/1963
3t	Billy Gambrell	3	at Atl	12/8/1968
3t	Leo. Thompson	3	Min	12/9/1978
3t	Leo. Thompson	3	Min	9/23/1984
3t	Leo. Thompson	3	NYJ	11/28/1985
3t	Herman Moore	3	GB	10/29/1995
3t	Roy Williams	3	Ari	11/13/2005
3t	Calvin Johnson	3	Was	10/31/2010
3t	Joseph Faurie	3	at Cle	10/13/2013
3t	Calvin Johnson	3	Phi	11/26/2015

(Includes all players with 3 receiving touchdowns in game)

LONGEST RECEPTION

Rank	Player	Yds	Opp	Date	Passer
1	Pat Studstill	93t*	at BalC	10/16/66	Karl Sweetan
2	Johnnie Morton	98t	at Chi	10/4/98	Charlie Batch
3	Cloyce Box	97t	GB	11/26/53	Bobby Layne
4	Calvin Johnson	96t	at Hou	10/19/08	Dan Orlovsky
5	Leonard Thompson	94t	Chi	10/19/81	Eric Hipple

Passing

PASSING YARDS, CAREER

Rank	Player	Att	Cmp	Yds	Pct	TD	Int	Rtg	Years
1	Matthew Stafford	6224	3898	45109	62.6	282	144	89.9	2009-20
2	Bobby Layne	2193	1074	15710	49.0	118	142	63.7	1950-58
3	Scott Mitchell	1850	1049	12647	56.7	79	57	79.2	1994-98
4	Greg Landry	1747	957	12451	54.8	80	81	73.4	1968-78
5	Gary Danielson	1684	952	11885	56.5	69	71	74.7	1976-84

PASSING YARDS, SEASON

Rank	Player	Att	Cmp	Yds	Pct	TD	Int	Rtg	Year
1	Matthew Stafford	663	421	5038	63.5	41	16	97.2	2011
2	Matthew Stafford	727	435	4967	59.8	20	17	79.8	2012
3	Matthew Stafford	634	371	4650	58.5	29	19	84.2	2013
4	Matthew Stafford	565	371	4446	65.7	29	10	99.3	2017
5	Scott Mitchell	583	346	4338	59.3	32	12	92.3	1995

PASSING YARDS, GAME

Rank	Player	Yds	Opp	Date
1	Matthew Stafford	520	at GB	1/1/2012
2	Matthew Stafford	488	Dal	10/17/2013
3	Jon Kitna	446	at Phi	9/23/2007
4	Matthew Stafford	443	Atl	12/22/2012
5	Matthew Stafford	441	Hou	11/22/2012
6	Charlie Batch	436	at Ari	11/8/2001
7	Matthew Stafford	422	Cle	11/11/2009
8	Scott Mitchell	410	Min	11/23/1995
9	Matthew Stafford	408	at NO	12/4/2011

PASSING TOUCHDOWNS, CAREER

Rank	Player	Att	Cmp	Yds	Pct	TD	Int	Rtg	Years
1	Matthew Stafford	622	389	4510	62.6	28	14	89.9	2009-20
2	Bobby Layne	219	1074	1571	49.0	11	14	63.3	1950-58
3	Greg Landry	174	957	1245	54.8	80	81	73.4	1968-78
4	Scott Mitchell	185	104	1264	56.7	79	57	79.2	1994-98
5	Gary Danielson	168	952	1188	56.5	69	71	74.7	1976-84

PASSING TOUCHDOWNS, SEASON

Rank	Player	Att	Cmp	Yds	Pct	TD	Int	Rtg	Year
1	Matthew Stafford	663	421	5038	63.5	41	16	97.2	2011
2t	Scott Mitchell	583	346	4338	59.3	32	12	92.3	1995
2t	Matthew Stafford	592	398	4262	67.2	32	13	97	2015
4t	Matthew Stafford	634	371	4650	58.5	29	19	84.2	2013
4t	Matthew Stafford	565	371	4446	65.7	29	10	99.3	2017

PASSING TOUCHDOWNS, GAME

Rank	Player	TD	Opp	Date
1t	Gary Danielson	5	Min	12/9/1978
1t	Matthew Stafford	5	Cle	11/22/2009

1t	Matthew Stafford	5	Car	11/20/2011
1t	Matthew Stafford	5	at GB	1/1/2012
1t	Matthew Stafford	5	Phi	11/26/2015
5t	Frank Sinkwich	4	Chi	11/19/1944
5t	Bobby Layne	4	at Chi	11/11/1951
5t	Bobby Layne	4	GB	11/22/1951
5t	Bobby Layne	4	Chi	12/7/1952
5t	Tobin Rote	4	SF	11/3/1957
5t	Milt Plum	4	SF	9/23/1962
5t	Earl Morrall	4	at SF	12/13/1963
5t	Greg Landry	4	GB	10/10/1971
5t	Eric Hipple	4	Chi	10/19/1981
5t	Gary Danielson	4	Min	9/23/1984
5t	Eric Hipple	4	NYJ	11/28/1985
5t	Rodney Peete	4	Chi	12/16/1990
5t	Scott Mitchell	4	Min	11/23/1995
5t	Scott Mitchell	4	Chi	9/22/1996
5t	Joey Harrington	4	Ari	9/7/2003
5t	Jon Kitna	4	at Dal	12/31/2006
5t	Matthew Stafford	4	Was	10/31/2010
5t	Matthew Stafford	4	KC	9/16/2011
5t	Matthew Stafford	4	at Oak	12/18/2011
5t	Matthew Stafford	4	at Cle	10/13/2013
5t	Matthew Stafford	4	Chi	10/18/2015
5t	Matthew Stafford	4	LAR	10/16/2016
5t	Matthew Stafford	4	Ari	9/10/17
5t	Matthew Stafford	4	Min	10/20/19

PASSING ATTEMPTS, CAREER

Rank	Player	Att	Cmp	Yds	Pct	TD	Int	Rtg	Years
1	Matthew Stafford	6224	3898	45109	62.6	282	144	89.9	2009-20
2	Bobby Layne	2193	1074	15710	49.0	118	142	63.7	1950-58
3	Scott Mitchell	1850	1049	12647	56.7	79	57	79.2	1994-98
4	Joey Harrington	1802	986	10242	54.7	60	62	68.1	2002-05
5	Greg Landry	1747	957	12451	54.8	80	81	73.4	1968-78

PASSING ATTEMPTS, SEASON

Rank	Player	Att	Cmp	Yds	Pct	TD	Int	Rtg	Year
1	Matthew Stafford	727	435	4967	59.8	20	17	79.8	2012
2	Matthew Stafford	663	421	5038	63.5	41	16	97.2	2011
3	Matthew Stafford	634	371	4650	58.5	29	19	84.2	2013
4	Matthew Stafford	602	363	4257	60.3	22	12	85.7	2014
5	Jon Kitna	586	372	4208	62.4	21	22	79.9	2006

PASSING ATTEMPTS, GAME

Rank	Player	Att	Opp	Date
1	Matthew Stafford	63	at Chi	11/13/2011
2	Charlie Batch	62	at Ari	11/8/2001
3	Matthew Stafford	61	Hou	11/22/2012
4	Matthew Stafford	59	at GB	1/1/2012
5	Jared Goff	57	SF	9/12/2021

PASSING COMPLETIONS, CAREER

Rank	Player	Att	Cmp	Yds	Pct	TD	Int	Rtg	Years
1	Matthew Stafford	6224	3898	45109	62.6	282	144	89.9	2009-20
2	Bobby Layne	2193	1074	15710	49.0	118	142	63.7	1950-58
3	Scott Mitchell	1850	1049	12647	56.7	79	57	79.2	1994-98
4	Joey Harrington	1802	986	10242	54.7	60	62	68.1	2002-05
5	Greg Landry	1747	957	12451	54.8	80	81	73.4	1968-78

PASSING COMPLETIONS, SEASON

Rank	Player	Att	Cmp	Yds	Pct	TD	Int	Rtg	Year
1	Matthew Stafford	727	435	4967	59.8	20	17	79.8	2012
2	Matthew Stafford	663	421	5038	63.5	41	16	97.2	2011
3	Matthew Stafford	592	398	4262	67.2	32	13	97	2015
4	Matthew Stafford	584	388	4327	65.3	24	10	93.3	2016
5	Jon Kitna	586	372	4208	62.4	21	22	79.9	2006

PASSING COMPLETIONS, GAME

Rank	Player	Cmp	Opp	Date
1	Jared Goff	38	SF	9/12/2021
2	Matthew Stafford	37	Atl	12/22/2012
3t	Charlie Batch	36	at Ari	11/8/2001
3t	Matthew Stafford	36	at GB	1/1/2012
3t	Matthew Stafford	36	at TB	10/2/17

CONSECUTIVE PASSING COMPLETIONS, GAME

Rank	Player	Cmp	Opp	Date
1	Matthew Stafford	20	at Bal	12/3/17
2	Matthew Stafford	16	at MIN	11/8/20
3	Matthew Stafford	13	at NO	12/4/2016
4t	Jon Kitna	12	at Ari	11/19/2006
4t	Matthew Stafford	12	Chi	12/16/17
4t	Matthew Stafford	12	NYG	10/27/19





INDIVIDUAL RECORDS

COMPLETION PERCENTAGE, CAREER (MIN. 500 ATT.)

Rank	Player	Att	Cmp	Yds	Pct	TD	Int	Rtg	Years
1	Matthew Stafford	6224	3898	45109	62.6	282	144	89.9	2009-20
2	Jon Kitna	1277	795	9034	62.3	44	47	79.6	2006-08
3	Rodney Peete	1125	641	8164	57.0	38	49	72.9	1989-93
4	Scott Mitchell	1850	1049	12647	56.7	79	57	79.2	1994-98
5	Gary Danielson	1684	952	11885	56.5	69	71	74.7	1976-84

COMPLETION PERCENTAGE, SEASON (MIN. 200 ATT.)

Rank	Player	Att	Cmp	Yds	Pct	TD	Int	Rtg	Year
1t	Jared Goff	494	332	332	67.20	19	8	91.5	2021
1t	Matthew Stafford	592	398	4262	67.20	32	13	97.0	2015
3	Matthew Stafford	555	367	3777	66.10	21	11	89.9	2018
4	Matthew Stafford	565	371	4446	65.70	29	10	89.3	2017
5	Matthew Stafford	594	388	4327	65.30	24	10	93.3	2016

COMPLETION PERCENTAGE, GAME (SINCE 1950, MIN. 15 ATTEMPTS)

Rank	Player	Pct	Att	Cmp	Opp	Date
1	Matthew Stafford	88.00	25	22	NO	12/21/2015
2	Jared Goff	84.00	25	21	CHI	11/25/2021
3	Charlie Batch	84.21	19	16	GB	10/15/1998
3	Matthew Stafford	82.80	29	24	at Bal	12/3/2017

PASSING INTERCEPTIONS, CAREER (FEWEST, MIN. 500 ATT.)

Rank	Player	Att	Cmp	Yds	Pct	TD	Int	Rtg	Years
1	Erik Kramer	509	281	3408	55.2	23	19	75.5	1991-93
2	Chuck Long	602	330	3743	54.8	19	28	64.8	1986-89,91,94
3	Jim Ninowski	530	251	3520	47.4	9	36	46.6	1960-61
4	Tobin Rote	596	256	3809	43.0	30	39	52.6	1957-59
5	Charlie Batch	1326	743	9016	56.0	49	40	76.9	1998-01

PASSING INTERCEPTIONS, SEASON (FEWEST, MIN. 200 ATT.)

Rank	Player	Att	Cmp	Yds	Pct	TD	Int	Rtg	Year
1	Dave Krieg	212	131	1629	61.8	14	3	101.7	1994
2	Matthew Stafford	291	187	2499	64.26	19	5	106.0	2019
3	Charlie Batch	303	173	2178	57.1	11	6	83.5	1998
4t	Bill Munson	292	166	1874	56.8	8	7	75.3	1974
4t	Gus Frerotte	288	175	2117	60.8	9	7	83.6	1999
4t	Charlie Batch	270	151	1957	55.9	13	7	84.1	1999
4t	Greg Landry	240	135	1359	56.3	6	7	68.7	1977

PASSING INTERCEPTIONS, CAREER (MOST)

Rank	Player	Att	Cmp	Yds	Pct	TD	Int	Rtg	Years
1	Matthew Stafford	6224	3898	45109	62.6	282	144	89.9	2009-20
2	Bobby Layne	2193	1074	15710	49.0	118	142	63.7	1950-58
3	Milt Plum	1315	671	8536	51.0	55	87	58	1962-67
4	Greg Landry	1747	957	12451	54.8	80	61	73.4	1968-79
5	Gary Danielson	1684	952	11885	56.5	69	71	74.7	1976-84

PASSING INTERCEPTIONS, SEASON (MOST)

Rank	Player	Att	Cmp	Yds	Pct	TD	Int	Rtg	Year
1t	Bobby Layne	332	152	2403	45.8	26	23	67.6	1951
1t	Jeff Korno	368	183	2238	49.7	11	23	52.8	1979
3t	Joey Harrington	554	309	2680	55.8	17	22	63.9	2003
3t	Jon Kitna	596	372	4208	62.4	21	22	78.9	2006
5	Bobby Layne	273	125	2088	45.8	16	21	59.6	1953

PASSING INTERCEPTIONS, GAME (MOST)

Rank	Player	Int	Opp	Date
1t	Frank Sinkwich	7		10/24/1943
1t	Ty Detmer	7	Cle	9/23/2001
3t	Jim Ninowski	5	LaRm	10/30/1960
3t	Gary Danielson	5	StL	12/3/1978
3t	Eric Hipple	5	Min	9/25/1983
3t	Joey Harrington	5	Chi	9/18/2005
3t	Jon Kitna	5	SD	12/16/2007
3t	Matthew Stafford	5	Sea	11/8/2009

(Includes all players with 5 interceptions in game)

PASSER RATING, CAREER (MIN. 500 ATT.)

Rank	Player	Att	Cmp	Yds	Pct	TD	Int	Rtg	Years
1	Matthew Stafford	622	389	4510	62.6	28	14	89.9	2009-20
2	Jon Kitna	1277	795	9034	62.3	44	47	79.6	2006-08
3	Scott Mitchell	185	1049	12647	56.7	79	57	79.2	1994-98
4	Charlie Batch	132	743	9016	56.0	49	40	76.9	1998-2001
5	Earl Morrall	839	431	6280	51.4	52	41	76.4	1958-64

PASSER RATING, SEASON (LEAGUE QUALIFIER 224 ATT. - 14 ATT./16 GM)

Rank	Player	Att	Cmp	Yds	Pct	TD	Int	Rtg	Year
1	Matthew Stafford	565	371	4446	65.7	29	10	89.3	2017
2	Matthew Stafford	663	421	5038	63.5	41	16	97.2	2011
3	Matthew Stafford	592	398	4262	67.2	32	13	97.0	2015
4	Matthew Stafford	528	339	4084	64.2	26	10	96.3	2020
5	Matthew Stafford	594	388	4327	65.3	24	10	93.3	2016

PASSER RATING, GAME (SINCE 1950, MIN. 15 ATTEMPTS)

Rank	Player	Rtg	Opp	Date
1	Dave Krieg	158.3	Buf	11/24/1994
2	Gus Frerotte	156.3	StL	11/7/1999
3	Eric Hipple	155.2	Mia	10/27/1985
4	Milt Plum	153.8	SF	9/23/1962
5	Charlie Batch	149.6	GB	10/15/1998

LONGEST PASS

Rank	Player	Yds	Opp	Date	Receiver
1	Karl Sweetan	99t*	at BalC	10/16/1966	Pat Studstill
2	Charlie Batch	98t	at Chi	10/4/1998	Johnnie Morton
3	Bobby Layne	97t	GB	11/26/1958	Cloyce Box
4	Dan Orlovsky	96t	at Hou	10/19/2008	Calvin Johnson
5	Eric Hipple	94t	Chi	10/19/1981	Leonard Thompson

Scoring

POINTS, CAREER

Rank	Player	TD	Ru	Pa	Re	PAT	FG	S	2pt	Pts	Years
1	Jason Hanson	0	0	0	0	66	49	0	0	215	1992-2012
2	Eddie Murray	0	0	0	0	381	244	0	0	1113	1980-91
3	Matt Perry	0	0	0	0	231	179	0	0	768	2014-20
4	Barry Sanders	10	9	10	0	0	0	0	0	654	1989-98
5	Errol Mann	0	0	7	0	213	141	0	0	636	1969-76

POINTS, SEASON

Rank	Player	TD	Ru	Pa	Re	PAT	FG	S	2pt	Pts	Years
1	Jason Hanson	0	0	0	0	38	32	0	0	134	2012
2	Jason Hanson	0	0	0	0	48	28	0	0	132	1995
3t	Jason Hanson	0	0	0	0	29	34	0	0	130	1993
3t	Matt Perry	0	0	0	0	40	30	0	0	130	2017
5	Doak Walker	11	5	6	0	38	8	0	0	128	1950

POINTS, GAME

Rank	Player	Pts	Opp	Date
1t	Doak Walker	24	at GB	11/19/50
1t	Charlie Batch	24	at BalC	12/3/50
1t	Barry Sanders	24	at Min	11/24/91
1t	Marvin Jones Jr.	24	Min	10/20/19
5t	Dutch ClaRank	21	Bkn	10/22/34
5t	Doak Walker	21	ChiB	9/26/54

TOTAL TOUCHDOWNS, CAREER

Rank	Player	TD	Ru	Pa	Ret	PAT	FG	S	2pt	Pts	Years
1	Barry Sanders	109	99	10	0	0	0	0	0	654	1989-98
2	Calvin Johnson	84	1	83	0	0	0	0	0	508	2007-15
3	Herman Moore	62	0	62	0	0	0	0	0	376	1991-01
4	Billy Sims	47	42	5	0	0	0	0	0	282	1980-84
5	Leo. Thompson	39	3	35	1	0	0	0	0	234	1975-86

TOTAL TOUCHDOWNS, SEASON

Rank	Player	TD	Ru	Pa	Ret	PAT	FG	S	2pt	Pts	Year
1	Barry Sanders	17	16	1	0	0	0	0	0	102	1991
2t	Billy Sims	16	13	3	0	0	0	0	0	96	1980
2t	Barry Sanders	16	13	3	0	0	0	0	0	96	1990
2t	Calvin Johnson	16	0	16	0	0	0	0	0	96	2011
5t	Cloyce Box	15	0	15	0	0	0	0	0	90	1952
5t	Billy Sims	15	13	2	0	0	0	0	0	90	1981

TOTAL TOUCHDOWNS, GAME

Rank	Player	TD	Ru	Pa	Opp	Date
1t	Cloyce Box	4	0	4	at BalC	12/3/1950
1t	Barry Sanders	4	4	0	at Min	11/24/1991
1t	Marvin Jones Jr.	4	0	4	Min	10/20/19
4t	Dutch ClaRank	3	3	0	Bkn	10/22/1934
4t	Ernie Caddel	3	3	0	Pit	11/4/1934
4t	Ernie Caddel	3	3	0	Phi	9/20/1935
4t	Dave Diehl	3	0	3	at Cle	11/26/1944
4t	Elmer Hackney	3	1	2	Bos	12/3/1944
4t	Doak Walker	3	0	3	GB	11/19/1950
4t	Cloyce Box	3	0	3	NYU	11/23/1950
4t	Cloyce Box	3	0	3	GB	11/27/1952
4t	Cloyce Box	3	0	3	Chi	12/7/1952
4t	Cloyce Box	3	0	3	at DalT	12/13/1952
4t	Jim Doran	3	0	3	at SF	11/3/1957
4t	Gene Gedman	3	2	1	LaRm	10/12/1958
4t	Howard Cassady	3	0	3</		



INDIVIDUAL RECORDS

Year	Player	FG	Att	Pct	PAT	Att	Pct	Years
4t	Leonard Thompson	3	0	3	Min			12/9/1978
4t	Billy Sims	3	3	0	at LaRm			9/7/1980
4t	James Jones	3	3	0	GB			10/9/1983
4t	Leonard Thompson	3	0	3	Min			9/23/1984
4t	Leonard Thompson	3	0	3	NYJ			11/28/1985
4t	Barry Sanders	3	3	0	at Atl			12/24/1989
4t	Barry Sanders	3	3	0	TB			9/29/1991
4t	Barry Sanders	3	3	0	Cle			10/8/1995
4t	Herman Moore	3	0	3	GB			10/29/1995
4t	Barry Sanders	3	2	1	at TB			10/12/1997
4t	Tommy Vardell	3	3	0	Min			11/16/1997
4t	Barry Sanders	3	3	0	Chi			11/27/1997
4t	Barry Sanders	3	3	0	Cin			9/12/1998
4t	Tommy Vardell	3	2	1	Chi			11/15/1998
4t	James Stewart	3	3	0	at TB			10/19/2000
4t	Roy Williams	3	0	3	Ari			11/13/2005
4t	Jahwid Best	3	2	1	Phi			9/19/2010
4t	Calvin Johnson	3	0	3	Was			10/31/2010
4t	Kevin Smith	3	2	1	Car			11/20/2011
4t	Mikel Leshoure	3	3	0	at JaX			11/4/2012
4t	Joseph Fauria	3	0	3	at Cle			10/13/2013
4t	Calvin Johnson	3	0	3	Phi			11/26/2015

(Includes all players with 3 touchdowns in game)

RETURN TOUCHDOWNS, CAREER

Note: Return touchdowns include interceptions, punt returns, kickoff returns, field goal returns, fumble returns, blocked punt returns and blocked field goal returns

Rank	Player	Ret	Int	FR	PR	KR	FGR	FGB	PB	Years
1t	Jack Christiansen	11	3	0	8	0	0	0	0	1951-58
1t	Lem Barney	11	7	0	2	1	0	0	0	1967-77
3	Mel Gray	7	0	0	2	5	0	0	0	1989-94
4t	Yale Lary	6	2	1	3	0	0	0	0	1952-53,56-64
4t	Eddie Drummond	6	0	0	4	2	0	0	0	2002-06

RETURN TOUCHDOWNS, SEASON

Rank	Player	Ret	Int	FR	PR	KR	FGR	FGB	PB	Year
1t	Jack Christiansen	4	0	0	4	0	0	0	0	1951
1t	Eddie Drummond	4	0	0	2	2	0	0	0	2004
3t	Lem Barney	3	3	0	0	0	0	0	0	1967
3t	Lem Barney	3	2	0	1	0	0	0	0	1970
3t	Levi Johnson	3	2	0	0	1	0	0	0	1974
3t	Mel Gray	3	0	0	0	3	0	0	0	1994

RETURN TOUCHDOWNS, GAME

Rank	Player	TD	PR	KR	Opp	Date
1t	Eddie Drummond	2	2	0	at Jax	11/14/2004
1t	Jack Christiansen	2	2	0	LaRm	10/14/1951
1t	Jack Christiansen	2	2	0	GB	11/22/1951
1t	Eddie Payton	2	1	1	Min	12/17/1977
1t	Jeremy Ross	2	1	1	at Phi	12/8/2013

(Includes all players with two return touchdowns in game)

Kicking

FIELD GOALS, CAREER

Rank	Player	FG	Att	Pct	PAT	Att	Pct	Years
1	Jason Hanson	495	601	82.4	665	673	98.8	1992-2012
2	Eddie Murray	244	325	75.1	381	386	98.7	1980-91
3	Matt Prater	179	212	84.4	231	241	95.9	2014-20
4	Errol Mann	141	214	65.9	213	222	95.9	1969-76
5	Jim Martin	56	125	44.8	91	95	95.8	1951-61

FIELD GOALS, SEASON

Rank	Player	FG	Att	Pct	PAT	Att	Pct	Year
1	Jason Hanson	34	43	79.1	28	28	100	1993
2	Jason Hanson	32	36	88.9	38	38	100	2012
3	Matt Prater	31	36	86.1	31	33	93.9	2016
4	Matt Prater	30	35	85.7	40	41	97.6	2017
5t	Jason Hanson	29	33	87.9	27	29	93.1	1998
5t	Jason Hanson	29	33	87.9	30	30	100	2006
5t	Jason Hanson	29	35	82.9	35	36	97.2	2007

MOST FIELD GOALS, GAME

Rank	Player	FG	Opp	Date
1t	Garo Yepremian	6	Min	11/13/66
1t	Jason Hanson	6	Min	10/17/99
3t	Eddie Murray	5	GB	9/14/80
3t	Jason Hanson	5	Was	9/10/00
3t	Jason Hanson	5	GB	11/27/03
3t	Matt Prater	5	at NO	12/4/16
3t	Matt Prater	5	Pit	10/29/17
3t	Matt Prater	5	at GB	10/14/19

CONSECUTIVE FIELD GOALS

Rank	Player	FG	Start	End
1	Jason Hanson	24	9/7/97 TB	11/14/97 Min
2	Jason Hanson	22	10/3/10 at GB	10/16/11 SF
3	Jason Hanson	20	11/16/08 at Car	10/11/09 Pit
4t	Eddie Murray	19	11/13/88 TB	11/12/89 GB
4t	Matt Prater	19	10/30/16 at Hou	12/18/16 at NYG

FIELD GOAL PERCENTAGE, CAREER (MIN. 50 ATT.)

Rank	Player	FG	Att	Pct	PAT	Att	Pct	Years
1	Matt Prater	179	212	84.4	231	241	95.9	2014-20
2	Jason Hanson	495	601	82.36	665	673	98.8	1992-2012
3	Eddie Murray	244	325	75.08	381	386	98.7	1980-91
4	Benny Ricardo	40	60	66.67	76	80	95.0	1976-79
5	Errol Mann	141	214	65.89	213	222	95.9	1969-76
6	Doak Walker	49	87	56.32	183	191	95.8	1950-55
7	Jim Martin	56	125	44.8	91	95	95.8	1951-61
8	Wayne Walker	53	131	40.46	172	175	98.3	1958-72

(Includes all players with 50 field goal attempts in career)

FIELD GOAL PERCENTAGE, SEASON (MIN. 20 ATT.)

Rank	Player	FG	Att	Pct	PAT	Att	Pct	Year
1	Jason Hanson	22	23	95.65	26	27	96.3	2003
2	Jason Hanson	21	22	95.45	25	26	96.2	2008
3t	Eddie Murray	20	21	95.24	36	36	100	1989
3t	Eddie Murray	20	21	95.24	22	23	95.7	1988

LONGEST FIELD GOALS (ALL-TIME 50-YARD FIELD GOALS)

Rank	Player	Yds	Opp	Date
1t	Matt Prater	59	at Chi	1/3/2016
1t	Matt Prater	59	Was	11/15/20
3t	Matt Prater	58	Ari	9/10/2017
3t	Matt Prater	58	at Min	11/6/2016
5	Matt Prater	57	Atl	9/24/2017
6t	Jason Hanson	56	Cle	10/8/1995
6t	Jason Hanson	56	at Car	11/16/2008
6t	Matt Prater	56	at NYG	9/16/2017
6t	Matt Prater	56	GB	12/26/19
10t	Jason Hanson	55	Ind	11/23/1997
10t	Dave Rayner	55	Min	1/2/2011
10t	Matt Prater	55	Atl	9/24/2017
10t	Matt Prater	55	at Ari	9/8/2019
14t	Glenn Presnell	54	at GB	10/7/1934
14t	Eddie Murray	54	at Cin	12/11/1983
14t	Eddie Murray	54	at SF	12/31/83*
14t	Jason Hanson	54	Was	9/10/2000
14t	Jason Hanson	54	GB	11/22/2001
14t	Jason Hanson	54	Oak	11/2/2003
14t	Jason Hanson	54	at Hou	10/19/2008
14t	Jason Hanson	54	at Hou	10/19/2008
14t	Matt Prater	54	Chi	12/11/2016
14t	Matt Prater	54	GB	1/1/2017
14t	Matt Prater	54	at GB	10/14/2019
14t	Matt Prater	54	at Chi	11/10/2019
14t	Matt Prater	54	MIN	1/3/21

50-YARD FIELD GOALS, CAREER

Rank	Player	FG	FGA	Pct	Years
1	Jason Hanson	52*	93	55.9	1992-2012
2	Matt Prater	38	52	73.1	2014-20
3	Eddie Murray	16	34	47.1	1980-91
4	Errol Mann	6	-	-	1969-76
5t	Jim Martin	3	-	-	1951-61
5t	David Akers	3	3	100	2013
7	Dave Rayner	2	2	100	2010
8t	Glenn Presnell	1	-	-	1934-36
8t	Alex Henery	1	2	50.0	2014
8t	Austin Seibert	1	2	50.0	2021

(Includes all players who have 1 50-yard field goal in career)

50-YARD FIELD GOALS, SEASON

Rank	Player	FG	Att	Pct	Year
1	Jason Hanson	8*	8	100	2008
2t	Matt Prater	7	7	100.0	2016
2t	Matt Prater	7	11	63.6	2017
2t	Matt Prater	7	8	87.5	2019
5	Matt Prater	6	10	60.0	2020

50-YARD FIELD GOALS, GAME

Rank	Player	FG	Opp	Date
1t	Jim Martin	2	Bal	10/23/1960
1t	Jason Hanson	2	Ind	11/23/1997
1t	Jason Hanson	2	Was	12/5/1999
1t	Jason Hanson	2	at Hou	10/19/2008
1t	Jason Hanson	2	at NYG	10/17/2010
1t	Matt Prater	2	at Min	11/6/16





INDIVIDUAL RECORDS

1t	Matt Prater	2	Atl	9/24/2017
1t	Matt Prater	2	at GB	10/14/19
1t	Matt Prater	2	at ATL	10/25/20
1t	Matt Prater	2	WAS	11/15/20

FIELD GOAL ATTEMPTS, CAREER

Rank	Player	FG	Att	Pct	PAT	Att	Pct	Years
1	Jason Hanson	495	601	82.40	665	673	98.8	1992-2012
2	Eddie Murray	244	325	75.08	381	386	98.7	1980-91
3	Errol Mann	141	214	65.89	213	222	95.9	1969-76
4	Matt Prater	179	212	84.4	231	241	95.9	2014-20
5	Wayne Walker	53	131	40.46	172	175	98.3	1958-72

FIELD GOAL ATTEMPTS, SEASON

Rank	Player	FG	Att	Pct	PAT	Att	Pct	Year
1	Jason Hanson	34	43	79.1	28	28	100	1993
2	Eddie Murray	27	42	64.3	35	36	97.2	1980
3t	Errol Mann	25	37	67.6	26	26	100	1969
3t	Errol Mann	22	37	59.5	37	37	100	1971
5t	Jason Hanson	32	36	88.9	38	38	100	2012
5t	Matt Prater	31	36	86.1	31	33	93.9	2016

EXTRA POINTS, CAREER

Rank	Player	FG	Att	Pct	PAT	Att	Pct	Years
1	Jason Hanson	495	601	82.4	665	673	98.8	1992-2012
2	Eddie Murray	244	325	75.08	381	386	98.7	1980-91
3	Matt Prater	179	212	84.4	231	241	95.9	2014-20
4	Errol Mann	141	214	65.89	213	222	95.9	1969-76
5	Doak Walker	49	87	56.32	183	191	95.8	1950-55

EXTRA POINTS, SEASON

Rank	Player	FG	Att	Pct	PAT	Att	Pct	Year
1	Jason Hanson	24	29	82.8	54	54	100	2011
2	Jason Hanson	28	34	82.4	48	48	100	1995
3	Eddie Murray	25	35	71.4	46	46	100	1981
4t	Doak Walker	6	12	50	43	44	97.7	1951
4t	Doak Walker	11	17	64.7	43	43	100	1954

EXTRA POINTS, GAME

Rank	Player	XP	Opp	Date
1t	Doak Walker	7	NYU	11/23/1950
1t	Doak Walker	7	GB	11/22/1951
1t	Jason Hanson	7	Chi	11/27/1997
1t	Jason Hanson	7	Car	11/20/2011
4t	Doak Walker	6	BalC	12/3/1950
4t	Pat Harder	6	GB	10/26/1952
4t	Pat Harder	6	Chi	12/7/1952
4t	Doak Walker	6	Chi	9/26/1954
4t	Doak Walker	6	SF	11/14/1954
4t	Bobby Layne	6	Pit	12/9/1956
4t	Gerry Perry	6	ChiC	12/6/1959
4t	Jim Martin	6	StL	11/12/1961
4t	Wayne Walker	6	Pit	9/16/1962
4t	Wayne Walker	6	SF	9/23/1962
4t	Milt Plum	6	SF	11/3/1963
4t	Garo Yepremian	6	SF	10/29/1967
4t	Benny Ricardo	6	Min	12/9/1978
4t	Eddie Murray	6	Chi	10/19/1981
4t	Eddie Murray	6	Min	12/12/1981
4t	Eddie Murray	6	Pit	11/24/1983
4t	Jason Hanson	6	Ari	9/7/2003
4t	Jason Hanson	6	KC	9/18/2011
4t	Jason Hanson	6	at Den	10/30/2011

EXTRA POINT ATTEMPTS, CAREER

Rank	Player	FG	Att	Pct	PAT	Att	Pct	Year
1	Jason Hanson	495	601	82.4	665	673	98.8	1992-2012
2	Eddie Murray	244	325	75.08	381	386	98.7	1980-91
3	Matt Prater	179	212	84.4	231	241	95.9	2014-20

EXTRA POINT ATTEMPTS, SEASON

Rank	Player	FG	Att	Pct	PAT	Att	Pct	Year
1	Jason Hanson	24	29	82.8	54	54	100	2011
2	Jason Hanson	28	34	82.4	48	48	100	1995
3	Eddie Murray	25	35	71.4	46	46	100	1981
4	Doak Walker	6	12	50	43	44	97.7	1951
5t	Doak Walker	11	17	64.7	43	43	100	1954
5t	David Akers	19	24	79.2	42	43	97.7	2013

Interceptions

INTERCEPTIONS, CAREER

Rank	Player	Int	Yds	Avg	TD	Years
1	Dick LeBeau	62	762	12.3	3	1959-72
2	Lem Barney	56	1077	19.2	7	1967-77
3	Yale Lary	50	787	15.7	2	1952-53, 56-64
4	Jack Christiansen	46	717	15.6	3	1951-58
5	Jim David	36	259	7.2	0	1952-59

INTERCEPTIONS, SEASON

Rank	Player	Int	Yds	Avg	TD	Year
1t	Don Doll	12	163	13.6	1	1950
1t	Jack Christiansen	12	238	19.8	1	1953
3	Don Doll	11	301	27.4	1	1949
4t	Jack Christiansen	10	137	13.7	1	1957
4t	Lem Barney	10	232	23.2	3	1967

INTERCEPTIONS, GAME

Rank	Player	Int	Date	Opp
1	Don Doll	4	at ChiC	10/23/1949
2t	Mike Lucci	3	at Min	11/13/1966
2t	Lem Barney	3	Min	12/17/1967
2t	Lem Barney	3	Chi	9/22/1968
2t	Mike Weger	3	Chi	9/22/1968
2t	Mike Lucci	3	at Chi	11/21/1971
2t	Dick Jauron	3	at Chi	11/18/1973
2t	Bobby Watkins	3	GB	1/2/1983
2t	Kurt Schulz	3	at Chi	9/24/2000
2t	Don Doll	3	SF	10/8/1950
2t	Don Doll	3	GB	11/19/1950
2t	Jack Christiansen	3	BalC	11/7/1953
2t	Jimmy David	3	at BalC	10/6/1956
2t	Joe Schmidt	3	at LA	10/26/1958
2t	Gary Lowe	3	Cle	1/7/61*
2t	Yale Lary	3	at GB	11/15/1953
2t	Yale Lary	3	at LA	10/28/1956

*Bert Bell Playoff (Runner-Up) Bowl

INTERCEPTION RETURN YARDS, CAREER

Rank	Player	Int	Yds	Avg	TD	Years
1	Lem Barney	56	1077	19.2	7	1967-77
2	Yale Lary	50	787	15.7	2	1952-53, 56-64
3	Dick LeBeau	62	762	12.3	3	1959-72
4	J. Robert Smith	29	719	24.6	3	1949-54
5	Jack Christiansen	46	717	15.6	3	1951-58

INTERCEPTION RETURN YARDS, SEASON

Rank	Player	Int	Yds	Avg	TD	Year
1	Don Doll	11	301	27.4	1	1949
2	Jack Christiansen	12	238	19.8	1	1953
3	Lem Barney	10	232	23.2	3	1967
4	Chris Houston	5	225	45	2	2011
5	J. Robert Smith	9	218	24.2	1	1949

INTERCEPTION RETURN YARDS, GAME (SINCE 1960)

Rank	Player	Yds	Int	Opp	Date
1	Dick Jauron	167	3	Chi	11/18/1973
2	Devon Mitchell	107	2	GB	12/4/1988
3t	Bryant Westbrook	101	1	NE	11/23/2000
3t	Louis Delmas	101	1	Ari	12/20/2009
5	Chris Houston	100	1	at Den	10/30/2011

INTERCEPTIONS RETURN FOR TOUCHDOWNS, CAREER

Rank	Player	Int	Yds	Avg	TD	Years
1	Lem Barney	56	1077	19.2	7	1967-77
2	Mike Lucci	21	308	14.7	4	1965-73
3t	Bob Smith	29	719	24.8	3	1965-66
3t	Jack Christiansen	46	717	15.6	3	1951-58
3t	Dick LeBeau	62	762	12.3	3	1959-72
3t	Larry Hand	5	110	22	3	1964-77
3t	Levi Johnson	21	549	26.1	3	1973-77
3t	Bryant Westbrook	12	239	19.9	3	1997-2001

INTERCEPTIONS RETURN FOR TOUCHDOWNS, SEASON

Rank	Player	Int	Yds	Avg	TD	Year
1	Lem Barney	10	232	23.2	3	1967
2t	Wayne Rasmussen	5	122	24.4	2	1965
2t	Larry Hand	2	6	3	2	1967
2t	Lem Barney	7	168	24	2	1970
2t	Mike Lucci	5	74	14.8	2	1971
2t	Levi Johnson	5	139	27.8	2	1974
2t	Reggie Brown	2	83	41.5	2	1997
2t	Chris Houston	5	225	45	2	2011

(Includes all players with interception return for a touchdown in season)





INDIVIDUAL RECORDS

LONGEST INTERCEPTION RETURN

Rank	Player	Yds	Opp	Date
1	Bob Smith	102t	ChiB	11/24/1948
2t	Bryant Westbrook	101t	NE	11/23/2000
2t	Louis Delmas	101t	Ari	12/20/2009
4	Chris Houston	100t	at Den	10/30/2011
5	Bennie Blades	98t	at TB	9/29/1996
6	Vern Huffman	97t	BRank	10/17/1937
7	Ray Crockett	96t	Dal	10/27/1991
8t	Dick Jauron	95t	at Chi	11/18/1973
8t	Don Doll	95t	at Pit	10/8/1949
10	Del Ritchhart	94t	NVG	11/15/1936
11	Jack Christiansen	92t	LARm	11/1/1953
12t	Devon Mitchell	90t	GB	12/4/1988
12t	Bob Smith	90	at Pit	11/9/1952

(Includes all players with 90-yard interceptions returns)

Punting

PUNTS, CAREER

Rank	Player	Pnt	Yds	Avg	Years
1	Nick Harris	694	29857	43.00	2003-10, 2012
2	Jim Arnold	536	22893	42.70	1986-93
3t	Yale Lary	503	22279	44.30	1952-53, 56-64
3t	John Jett	503	21494	42.70	1997-03
5	Sam Martin	473	21760	46.00	2013-19

MOST PUNTS, SEASON

Rank	Player	Pnt	Yds	Avg	Year
1	Jim Arnold	97	4110	42.4	1988
2t	Wilbur Summers	93	3420	36.8	1977
2t	John Jett	93	4044	43.5	2000
4	Nick Harris	92	3765	40.9	2004
5	John Jett	91	3838	42.2	2002

MOST PUNTS, GAME

Rank	Player	Pnt	Opp	Date
1	Wilbur Summers	12	at SF	10/23/1977
2	John Jett	11	at Car	9/15/2002
3t	Jack Fox	10	at Pit	11/14/2021
3t	George Grimes	10	at ChiB	10/17/1948
3t	Jerry DePoyster	10	at LA	11/3/1968
3t	Lem Barney	10	Min	11/27/1969
3t	Herman Weaver	10	Was	10/17/1976
3t	Mike Black	10	LARd	12/10/1984
3t	Jim Arnold	10	at GB	12/15/1991
3t	MaRank Royals	10	TB	9/8/1996
3t	John Jett	10	at Chi	9/24/2000
3t	John Jett	10	Ati	11/12/2000

GROSS PUNTING AVERAGE, CAREER (MIN. 70 PUNTS)

Rank	Player	Pnt	Yds	Avg	Years
1	Jack Fox	124	6035	49.15	2020-
2	Sam Martin	473	21760	46.00	2013-19
3	Yale Lary	503	22279	44.29	1952-53, 56-64
4	Nick Harris	694	29857	43.02	2003-10, 2012
5	MaRank Royals	126	5413	42.96	1995-96
6	John Jett	503	21494	42.73	1997-2003

GROSS PUNTING AVERAGE, SEASON (MIN. 30 PUNTS)

Rank	Player	Pnt	Yds	Avg	Year
1	Jack Fox	65	3198	49.20	2021
2	Jack Fox	59	2897	49.10	2020
3	Yale Lary	35	1713	48.94	1963
4	Sam Martin	62	3010	48.50	2016
5	Yale Lary	52	2519	48.44	1961

GROSS PUNTING AVERAGE, GAME (SINCE 1960, MIN.: 4 PUNTS)

Rank	Player	Avg	Opp	Date
1	Sam Martin	58.80	at Ind	9/11/2016
2	Yale Lary	57.20	SF	10/6/1963
3t	Jack Fox	55.50	CIN	10/17/2021
3t	Jack Fox	55.50	at ARI	9/27/2020
5	Sam Martin	55.30	Chi	10/18/2015

NET PUNTING AVERAGE, CAREER (SINCE 1976, MIN.: 50 PUNTS)

Rank	Player	Pnt	Yds	Avg	Net	In	TB	Years
1	Jack Fox	124	6095	49.20	43.48	43	14	2020-
2	Sam Martin	473	21760	46.00	40.90	175	38	2013-19
3	Nick Harris	694	29857	43.02	36.42	210	48	2003-10, 2012
4	Jim Arnold	536	22893	42.71	36.01	124	53	1986-93
5	John Jett	503	21494	42.73	36.08	154	50	1997-03

NET PUNTING AVERAGE, SEASON (SINCE 1976 MIN.: 30)

Rank	Player	Pnt	Yds	Avg	Net	TB	In	Year
1	Jack Fox	59	2897	49.1	44.8	26	7	2020
2	Sam Martin	62	3010	48.5	44.2	3	23	2016
3	Jack Fox	65	3198	49.2	42.3	7	7	2021
3	Sam Martin	80	3679	46	42.0	3	25	2015
4	Sam Martin	72	3399	47.2	40.4	10	22	2013

PUNTS INSIDE-THE-20, CAREER (SINCE 1976)

Rank	Player	Pnt	Yds	Avg	Net	In	TB	Years
1	Nick Harris	694	29857	43	36.42	210	48	2003-10, 2012
2	Sam Martin	473	21760	46.00	40.90	175	38	2013-19
3	John Jett	503	21494	42.73	36.08	154	50	1997-03
4	Jim Arnold	536	22893	42.71	36.01	124	53	1986-93
5	Tom Skladany	268	11363	42.40	35.94	64	23	1978-82

PUNTS INSIDE-THE-20, SEASON (SINCE 1976)

Rank	Player	Pnt	Yds	Avg	Net	TB	In	Year
1	Nick Harris	84	3656	43.52	36.86	2	34	2005
2	John Jett	93	4044	43.48	35.55	12	33	2000
3t	Nick Harris	92	3765	40.92	34.61	7	32	2004
3t	Sam Martin	74	3310	44.72	39.20	4	32	2018
5	Sam Martin	78	3445	45.3	41.8	7	31	2019
6t	John Jett	91	3838	42.18	38.01	7	29	2002
6t	Sam Martin	68	3138	46.10	40.1	5	29	2014

LONGEST PUNTS

Rank	Player	Yds	Opp	Date
1	Bill Shepherd	85	NVG	11/15/1936
2	Bill DeCarrevont	81	at Was	10/6/1946
3	Pat Studstill	78	GB	10/6/1967
4	Bob Smith	75	NYI	10/6/1951
5	Jack Fox	70	Chi	11/25/21

Punt Returns

PUNT RETURNS, CAREER

Rank	Player	PR	Yds	Avg	TD	Years
1t	Pete Mandley	143	1360	9.5	2	1984-88
1t	Lem Barney	143	1312	9.2	2	1967-77
3	Mel Gray	132	1427	10.8	2	1989-94
4	Yale Lary	126	758	6	3	1952-53, 56-64
5	Robbie Martin	118	1118	9.5	2	1981-84

MOST PUNT RETURNS, SEASON

Rank	Player	PR	Yds	Avg	TD	Year
1	Robbie Martin	52	450	8.7	1	1981
2	Blyn Milburn	47	433	9.2	0	1997
3	Pete Mandley	43	420	9.8	1	1986
4	Pete Mandley	38	403	10.6	1	1985
5	Pete Mandley	37	287	7.8	0	1988

PUNT RETURNS, GAME (SINCE 1948)

Rank	Player	PR	Opp	Date
1t	Eddie Payton	8	TB	11/20/1977
1t	Ray Williams	8	TB	12/14/1980
1t	Terry Fair	8	Phi	11/8/1998
4t	Ken Jenkins	7	GB	11/20/1983
4t	Robbie Martin	7	Min	10/21/1984
4t	Walter Stanley	7	NO	12/3/1989

PUNT RETURN YARDS, CAREER

Rank	Player	PR	Yds	Avg	TD	Years
1	Mel Gray	132	1427	10.8	2	1989-94
2	Pete Mandley	143	1360	9.5	2	1984-88
3	Lem Barney	143	1312	9.2	2	1967-77
4	Robbie Martin	118	1118	9.5	2	1981-84
5	Jack Christiansen	85	1084	12.8	8	1951-58

MOST PUNT RETURN YARDS, SEASON

Rank	Player	PR	Yds	Avg	TD	Year
1	Walter Stanley	36	496	13.8	0	1989
2t	Pat Studstill	29	457	15.8	0	1962
2t	Desmond Howard	31	457	14.7	1	2000
4	Robbie Martin	52	450	8.7	1	1981
5	Jamal Agnew	29	447	15.4	2	2017

PUNT RETURN YARDS, GAME (SINCE 1948)

Rank	Player	Yds	Opp	Date
1	Eddie Drummond	199	at Jax	11/4/2004
2	Tom Watkins	184	SF	10/6/1963
3	Jack Christiansen	175	GB	11/22/1951
4	Robbie Martin	140	Pit	11/24/1983
5	Jack Christiansen	126	LaRm	10/14/1951





INDIVIDUAL RECORDS

PUNT RETURN AVERAGE, CAREER (MIN. 40 RETURNS)

Rank	Player	PR	Yds	Avg	TD	Years
1	Jack Christiansen	85	1084	12.75	8	1951-58
2	Pat Studstill	59	716	12.14	0	1961-67
3	Desmond Howard	68	821	12.07	2	1999-02
4	Jamal Agnew	74	857	11.58	4	2017-20
5	Mel Gray	132	1427	10.81	2	1989-94

RETURN AVERAGE, SEASON (MIN. 20 RETURNS)

Rank	Players	PR	Yds	Avg	TD	Year
1	Pat Studstill	29	457	15.76	0	1962
2t	Mel Gray	25	385	15.4	1	1991
2t	Jamal Agnew	29	447	15.4	2	2017
4	Desmond Howard	31	457	14.74	1	2000
5	Reggie Swinton	23	318	13.83	1	2003

PUNT RETURN AVERAGE, GAME (SINCE 1960, MIN. 3 PUNT RETURNS)

Rank	Player	PR	Yds	Opp	Date	
1	Tom Watkins	5	184	36.8	SF	10/6/1963
2	Eddie Payton	3	105	35	Min	12/17/1977
3	Dick Jauron	3	103	34.33	Chi	11/24/1974
4	Jamal Agnew	3	101	33.70	at NYG	9/18/2017
5	Eddie Drummond	6	199	33.17	at Jax	11/4/2004

PUNT RETURNS FOR TOUCHDOWNS, CAREER

Rank	Player	PR	Yds	Avg	TD	Years
1	Jack Christiansen	65	1084	12.8	8	1951-59
2t	Eddie Drummond	108	1058	9.8	4	2002-06
2t	Jamal Agnew	74	857	11.6	4	2017-20

PUNT RETURNS FOR TOUCHDOWNS, SEASON

Rank	Player	PR	Yds	Avg	TD	Year
1	Jack Christiansen	18	343	19.1	4	1951
2t	Jack Christiansen	15	322	21.5	2	1952
2t	Tom Watkins	16	238	14.9	2	1964
2t	Eddie Drummond	24	316	13.2	2	2004
2t	Andre Roberts	20	246	12.3	2	2016
2t	Jamal Agnew	29	447	15.4	2	2017

PUNT RETURN FOR TOUCHDOWNS, GAME

Rank	Player	TD	Opp	Date
1t	Jack Christiansen	2	LaRm	10/14/1951
1t	Jack Christiansen	2	GB	11/22/1951
1t	Eddie Drummond	2	at Jax	11/4/2004

LONGEST PUNT RETURNS

Rank	Player	Yds	Opp	Date
1	Desmond Howard	95t	at NO	9/3/2000
2	Tom Watkins	90t	SF	10/6/1963
3t	Jack Christiansen	89t	GB	11/22/1951
3t	Reggie Swinton	89t	at Car	12/21/2003
5	Jamal Agnew	88t	at NYG	9/18/2017
6	Eddie Payton	87t	Min	12/17/1977
7	Andre Roberts	85t	at Chi	10/2/2016
8	Bill Dudley	84t	at ChiB	10/19/1947
9	Eddie Drummond	83t	at Jac	11/4/2004
10t	Chuck DeShane	81t	Bos	11/4/1945
10t	Pete Mandley	81t	Atl	12/21/1986
10t	Robbie Martin	81t	Pit	11/24/1983
13	Desmond Howard	80	at Ind	10/29/2000

(Includes all players with 80-yard punt returns)

Kickoff Returns

KICKOFF RETURNS, CAREER

Rank	Player	KR	Yds	Avg	TD	Years
1	Mel Gray	216	5478	25.4	5	1989-94
2	Eddie Drummond	213	5026	23.6	2	2002-06
3	Desmond Howard	155	3723	24	0	1999-02
4	Alvin Hall	128	2819	22	1	1981-85, 87
5	Glyn Milburn	119	2942	24.7	0	1996-97

MOST KICKOFF RETURNS, SEASON

Rank	Player	KR	Yds	Avg	TD	Year
1	Glyn Milburn	64	1627	25.4	0	1996
2	Eddie Drummond	62	1349	21.8	0	2006
3t	Desmond Howard	57	1401	24.6	0	2000
3t	Desmond Howard	57	1446	25.4	0	2001
5	Glyn Milburn	55	1315	23.9	0	1997

KICKOFF RETURNS, GAME

Rank	Player	KR	Opp	Date
1	Aveion Cason	9	at SD	12/16/2007
2t	Mel Gray	8	Dal	11/8/1992
2t	Desmond Howard	8	at Pit	12/23/2001
2t	Derrick Williams	8	Sea	11/8/2009

KICKOFF RETURN YARDS, CAREER

Rank	Player	KR	Yds	Avg	TD	Years
1	Mel Gray	216	5478	25.4	5	1989-94
2	Eddie Drummond	213	5026	23.6	2	2002-06
3	Desmond Howard	155	3723	24	0	1999-02
4	Glyn Milburn	119	2942	24.7	0	1996-97
5	Alvin Hall	128	2819	22	1	1981-85, 87

KICKOFF RETURN YARDS, SEASON

Rank	Player	KR	Yds	Avg	TD	Year
1	Glyn Milburn	64	1627	25.4	0	1996
2	Stefan Logan	73	1448	26.8	1	2010-12
3	Desmond Howard	57	1446	25.4	0	2001
4	Terry Fair	51	1428	28	2	1998
5	Desmond Howard	57	1401	24.6	0	2000

KICKOFF RETURN YARDS, GAME

Rank	Player	Yds	Opp	Date
1	Wally Triplett	294	at LaRm	10/29/1950
2	Terry Fair	244	at GB	9/6/1998
3	Desmond Howard	229	Cin	10/28/2001
4	Desmond Howard	218	TB	9/17/2000
5	Eddie Drummond	210	at StL	10/1/2006

KICKOFF RETURN AVERAGE, CAREER (MIN. 50 RETURNS)

Rank	Player	KR	Yds	Avg	TD	Years
1	Stefan Logan	91	2362	26.00	1	2010-12
2	Jamal Agnew	64	1849	27.77	1	2017-20
3	Tom Vaughn	62	1595	25.73	0	1965-71
4	Pat Studstill	75	1924	25.65	1	1961-67
5	Lem Barney	50	1274	25.48	1	1967-77

KICKOFF RETURN AVERAGE, SEASON (MIN. 20 RETURNS)

Rank	Player	KR	Yds	Avg	TD	Year
1	Ameer Abdullah	37	1077	29.1	0	2015
2	Mel Gray	45	1276	28.36	3	1994
3	Terry Fair	51	1428	28.00	2	1998
4	Jamal Agnew	28	783	27.96	0	2020
5	Stefan Logan	54	1448	26.81	1	2010

KICKOFF RETURN AVERAGE, GAME (MIN. 3 KICKOFF RETURNS)

Rank	Player	KR	Yds	Opp	Date
1	Wally Triplett	73.5	at LaRm	10/29/1950	
2	Desmond Howard	45.8	Cin	10/28/2001	
3	Mel Gray	43.5	Chi	10/23/1994	
4t	Mel Gray	43.0	Min	12/17/1994	
4t	Jeremy Ross	43.0	at Phi	12/8/2013	

KICKOFF RETURNS FOR TOUCHDOWNS, CAREER

Rank	Player	KR	Yds	Avg	TD	Years
1	Mel Gray	216	5478	25.36	5	1989-94
2t	Bobby Williams	46	1219	26.5	2	1968-71
2t	Ron Jessie	47	1237	26.32	2	1971-74
2t	Terry Fair	101	2516	24.91	2	1998-01
2t	Eddie Drummond	213	5026	23.6	2	2002-06

MOST KICKOFF RETURNS FOR TOUCHDOWNS, SEASON

Rank	Player	KR	Yds	Avg	TD	Year
1	Mel Gray	45	1276	28.4	3	1994
2t	Ron Jessie	16	470	29.4	2	1971
2t	Terry Fair	51	1428	28	2	1998
2t	Eddie Drummond	41	1092	26.6	2	2004

KICKOFF RETURNS FOR TOUCHDOWNS, GAME

Rank	Player	TD	Opp	Date
1t	Bill Jefferson	1	ChiB	11/23/1941
1t	Ned Mathews	1	Phi/Pit	11/21/1943
1t	Art Van Tone	1	ChiB	11/19/1944
1t	Wally Triplett	1	at LaRm	10/29/1950
1t	Bill Bowman	1	Chi	9/26/1954
1t	Terry Barr	1	at LA	10/26/1958
1t	Pat Studstill	1	Chi	10/8/1961
1t	Lem Barney	1	at LaRm	11/3/1968
1t	Bobby Williams	1	Atl	11/9/1969
1t	Bobby Williams	1	Min	11/15/1970
1t	Ron Jessie	1	Atl	10/3/1971
1t	Ron Jessie	1	Chi	10/24/1971
1t	Eddie Payton	1	Min	12/17/1977
1t	Ray Williams	1	TB	12/14/1980
1t	Alvin Hall	1	GB	12/12/1982
1t	Mel Gray	1	TB	9/27/1992
1t	Mel Gray	1	Sea	10/17/1993
1t	Mel Gray	1	Chi	10/23/1994
1t	Mel Gray	1	GB	11/6/1994
1t	Mel Gray	1	Min	12/17/1994
1t	Johnnie Morton	1	at Mia	12/25/1994
1t	Terry Fair	1	at GB	9/6/1998
1t	Terry Fair	1	TB	9/28/1998





INDIVIDUAL RECORDS

1t	Reggie Swinton	1	at Chi	10/26/2003
1t	Eddie Drummond	1	Hou	9/19/2004
1t	Eddie Drummond	1	at Min	11/21/2004
1t	Casey FitzSimmons	1	Chi	9/30/2007
1t	Stefan Logan	1	StL	10/10/2010
1t	Jeremy Ross	1	at Phi	12/8/2013
1t	Jamal Agnew	1	at Phi	9/22/2019

(Includes all players with 1 kickoff return for touchdowns in game)

LONGEST KICKOFF RETURNS

Rank	Player	Yds	Opp	Date
1t	Terry Fair	105t	TB	9/28/1998
1t	Stefan Logan	105t	StL	10/10/2010
3t	Terry Barr, (92) & Gene Gedman (12)	104t	at LARm	10/26/1958
3t	Ameer Abdullah	104	at GB	11/15/2015
6t	Ron Jessie	102t	Chi	10/24/1971
6t	Mel Gray	102t	Chi	10/23/1994

Fumble Return for Touchdowns

LONGEST FUMBLE RETURN TOUCHDOWNS

Rank	Player	Yds	Opp	Date
1	Tracy Scroggins	81	at TB	12/23/1995
2	Howie Weiss	78	Was	10/27/1940
3t	Monk Mosprip	67	ChiC	9/10/1939
3t	Dre' Bly	67	Dal	10/19/2003
5	Louis Delmas	65	at NO	9/13/2009
6	Jim Allen	64	SF	12/17/1978
7	Boss Bailey	62	at Car	12/21/2003
8	Jack Johnson	60	Cle	11/7/1937
9	Jimmy Williams	53	at NO	10/28/1990
10t	Mike Weger	52	Atl	10/3/1971
10t	Ed O'Neil	52	Chi	11/24/1977

Tackles

TACKLES, CAREER

Rank	Player	TT	ST	AT	Year
1	Chris Spielman	1138	775	363	1988-95
2	Bennie Blades	789	587	202	1988-96
3	Ken Fantetti	706	-	-	1979-85
4	Doug English	696	-	-	1975-79, 81-85
5	Jimmy Williams	633	482	151	1982-90

TACKLES, SEASON

Rank	Player	TT	ST	AT	Year
1	Chris Spielman	195	124	71	1994
2	Chris Spielman	153	118	35	1988
3	DeAndre Levy	151	117	34	2014
4	Chris Spielman	148	97	51	1993
5	Alvin Hall	147	94	53	1984

TACKLES, GAME

Rank	Player	TT	Opp	Date
1	Paul Naumoff	21	Cle	11/9/1975
2	Ed O'Neil	18	Min	12/17/1977
3t	James Harrell	17	at Min	11/18/1979
3t	Chris Spielman	17	Min	12/17/1994
3t	Chris Spielman	17	at Dal	9/19/1994

Note: Unofficial statistic compiled since 1973

Sacks

QUARTERBACK SACKS, CAREER (OFFICIAL SACKS SINCE 1982)

Rank	Player	Sk	Years
1	Robert Porcher	95.5	1992-2003
2	Michael Cofer	62.5	1983-92
3	Tracy Scroggins	60.5	1992-2001
4	Ezekiel Ansah	48.0	2013-2018
5	William Gay	44.5	1978-87

6	Cliff Avril	39.5	2008-12
7	Ndamukong Suh	36.0	2010-2014

Unofficial totals including sacks from 1973-81 published in previous versions of Lions Media Guides

Rank	Player	Sk	Year
1	Al "Bubba" Baker	75.5	1978-82
2	William Gay	61	1978-87
3	Doug English	59	1975-79, 81-85
4	Ken Sanders	39	1972-79
5	Curtis Green	39.5	1981-89

QUARTERBACK SACKS, SEASON (OFFICIAL SACKS SINCE 1982)

Rank	Player	Sk	Year
1	Robert Porcher	15.0	1999
2	Ezekiel Ansah	14.5	2015
3	William Gay	13.5	1983
4	Doug English	13.0	1983
5	Robert Porcher	12.5	1997

Unofficial totals including sacks from 1973-81 published in previous versions of Lions Media Guides

Rank	Player	Sk	Year
1	Al "Bubba" Baker	23.0	1978
2	Al "Bubba" Baker	18.0	1980
3	Al "Bubba" Baker	16.0	1979

QUARTERBACK SACKS, GAME (OFFICIAL SACKS SINCE 1982)

Rank	Player	Sk	Opp	Date
1	William Gay	5.5	at TB	9/4/83
2	Keith Ferguson	4.0	at Phi	11/16/86
3t	Michael Cofer	3.5	at Chi	11/22/87
3t	Robert Porcher	3.5	Ind	11/23/97
3t	James Hall	3.5	at TB	12/9/01
8t	Ezekiel Ansah	3.5	Phi	11/26/2015

Unofficial totals including sacks from 1973-81 published in previous versions of Lions Media Guides

Rank	Player	Sk	Opp	Date
1	Al "Bubba" Baker	5.0	TB	11/12/78
2	Al "Bubba" Baker	4.0	SD	10/22/78
3	Doug English	4.0	Den	11/23/78
4	Al "Bubba" Baker	4.0	Chi	11/22/79
5	Al "Bubba" Baker	3.5	Chi	11/27/80

Service

SEASONS, CAREER

Rank	Player	G	Yrs	Years
1	Jason Hanson	327	21	1992-2012
2	Don Muhlbach	260	17	2004-20
3	Wayne Walker	200	15	1958-72
4t	Dick LeBeau	185	14	1958-72
4t	Dominic Raiola	219	14	2001-14
6t	Joe Schmidt	155	13	1953-65
6t	Darris McCord	168	13	1955-67
6t	Larry Hand	164	13	1965-77
6t	Kevin Glover	177	13	1985-97
10t	Alex Karras	161	12	1950-62, 64-70
10t	Paul Naumoff	168	12	1967-78
10t	Leonard Thompson	175	12	1975-86
10t	Eddie Murray	174	12	1980-91
10t	Robert Porcher	167	12	1992-2003
10t	Cory Schlesinger	181	12	1995-2006
10t	Jared DeVries	120	12	1999-2008
10t	Jeff Backus	191	12	2001-12

GAMES, CAREER

Rank	Player	G	Yrs	Years
1	Jason Hanson	327	21	1992-2012
2	Don Muhlbach	260	17	2004-20
3	Dominic Raiola	220	14	2001-14
4	Wayne Walker	200	15	1958-1972
5	Jeff Backus	191	12	2001-12
6	Robert Porcher	187	12	1992-2003
7	Dick LeBeau	185	14	1959-72





TEAM RECORDS

Rushing

RUSHING ATTEMPTS

Rank	Year	G	Att	Yds	Avg	Lg	TD
1	1934	13	632	2740	4.3	-	27
2	1991	16	596	2795	4.7	51	26
3	1936	12	591	2685	4.9	-	22
4	1980	16	572	2599	4.5	52	21
5t	1935	12	532	1773	3.3	-	15
5t	1971	14	532	2376	4.5	52	15
5t	1975	14	532	2147	4	46t	10

RUSHING YARDS

Rank	Year	G	Att	Yds	Avg	Lg	TD
1	1936	12	591	2685	4.9	-	22
2	1981	16	596	2795	4.7	51	26
3	1934	13	632	2740	4.3	-	27
4	1980	16	572	2599	4.5	52	21
5	1997	16	447	2464	5.5	82t	19

RUSHING AVERAGE

Rank	Year	G	Att	Yds	Avg	Lg	TD
1	1937	16	447	2464	5.5	82t	19
2	1990	16	366	1927	5.27	45t	19
3	1994	16	406	2080	5.12	85	12
4	1936	12	591	2685	4.88	-	22
5	1989	16	421	2053	4.88	34	23

RUSHING TOUCHDOWNS

Rank	Year	G	Att	Yds	Avg	Lg	TD
1	1934	13	632	2740	4.3	-	27
2	1981	16	596	2795	4.7	51	26
3	1989	16	421	2053	4.9	34	23
4	1936	12	591	2685	4.9	-	22
5t	1956	12	507	2011	4	46	21
5t	1980	16	572	2599	4.5	52	21

Passing

PASSING ATTEMPTS

Rank	Year	G	Att	Cmp	Yds	Pct	TD	Int	Lg	Rtg
1	2012	16	740	445	4927	60.1	22	17	57	81.5
2	2011	16	666	423	4814	63.5	41	16	73t	87.2
3	2013	16	634	371	4650	58.5	29	19	87	84.2
4	2010	16	633	383	3810	60.5	26	16	87t	82
5	2015	16	632	420	4463	66.5	33	14	57	95

PASSING COMPLETIONS

Rank	Year	G	Att	Cmp	Yds	Pct	TD	Int	Lg	Rtg
1	2012	16	740	445	4927	60.1	22	17	57	81.5
2	2011	16	666	423	4814	63.5	41	16	73t	87.2
3	2015	16	632	420	4463	66.5	33	14	57	95.0
4	2021	17	593	396	3894	66.8	23	14	75t	88.1
5	2016	16	594	388	4327	65.3	24	10	73t	93.3

PASSING YARDS

Rank	Year	G	Att	Cmp	Yds	Pct	TD	Int	Lg	Rtg
1	2012	16	740	445	4927	60.1	22	17	57	81.5
2	2011	16	666	423	4814	63.5	41	16	73t	87.2
3	2013	16	634	371	4650	58.5	29	19	87	84.2
4	2016	16	632	420	4463	66.5	33	14	57	95.0
5	2020	16	592	374	4397	64.3	27	13	73	93.3

COMPLETION PERCENTAGE

Rank	Year	G	Att	Cmp	Yds	Pct	TD	Int	Lg	Rtg
1	2021	17	593	396	3894	66.80	23	14	75t	88.1
2	2015	16	632	420	4463	66.50	33	14	57	95.0
3	2017	16	570	374	4470	65.60	29	11	71t	98.4
4	2016	16	594	388	4327	65.30	24	10	73t	93.3
5	2018	16	575	375	3844	65.21	22	12	67	88.3

PASSING TOUCHDOWNS

Rank	Year	G	Att	Cmp	Yds	Pct	TD	Int	Lg	Rtg
1	2011	16	666	423	4814	63.5	41	16	73t	87.2
2t	1995	16	605	362	4510	59.8	33	12	91t	82.9
2t	2015	16	632	420	4463	66.5	33	14	57	95
4t	1951	12	351	158	2500	45	29	24	63	68.3
4t	2013	16	634	371	4650	58.5	29	19	87	84.2
4t	2017	16	570	374	4470	65.6	29	11	71t	98.4

PASSING INTERCEPTIONS (LEAST)

Rank	Year	G	Att	Cmp	Yds	Pct	TD	Int	Lg	Rtg
1	2016	16	594	388	4327	65.3	24	10	73t	93.3
2t	1974	14	377	216	2475	57.3	11	11	56	74.8
2t	2017	16	570	374	4470	65.6	29	11	71t	98.4
3t	1970	14	294	167	2121	56.8	19	12	58	84
3t	1975	14	362	183	2240	50.6	15	12	65t	70
3t	1976	14	356	201	2630	56.5	20	12	74t	84.6
3t	1980	16	423	248	3287	58.6	13	12	87t	81.7
3t	1995	16	605	362	4510	59.8	33	12	91t	82.9
3t	2014	16	604	365	4284	60.4	22	12	73t	95.9
3t	2018	16	575	375	3844	65.2	22	12	67	88.3

PASSING INTERCEPTIONS (MOST)

Rank	Year	G	Att	Cmp	Yds	Pct	TD	Int	Lg	Rtg
1	1943	10	248	93	1290	37.5	11	37	72	30.2
2	1945	10	238	87	1544	36.6	15	36	63t	41
3	1947	12	348	167	2446	48	23	34	79t	53.8
4t	1942	11	222	73	895	32.9	1	33	51	8.2
4t	1946	11	286	119	1674	41.6	11	33	89t	34.4

SACKS ALLOWED, LEAST (SINCE 1980)

Rank	Year	G	Att	Cmp	Yds	Pct	TD	Sk	SKY	Rtg
1	2003	16	588	319	2988	54.3	17	11	64	61.1
2	2002	16	577	277	3168	48	19	20	174	57.9
3	2013	16	634	371	4650	58.5	29	23	168	84.2
4	1967	14	351	160	1826	45.6	14	24	195	52.5
5	1991	16	459	252	2974	54.9	16	25	116	71
6t	1965	14	374	170	2083	45.5	14	26	249	46.7
6t	1972	14	305	155	2283	50.8	19	26	149	71.8
6t	1987	15	509	275	3150	54	16	26	194	62.1
6t	1994	16	459	250	3085	54.5	24	26	163	80.2

SACKS ALLOWED, MOST (SINCE 1980)

Rank	Year	G	Att	Cmp	Yds	Pct	TD	Sk	SKY	Rtg
1	1976	14	356	201	2630	56.5	20	12	74t	84.6
2	2001	16	609	343	3969	56.3	18	66	373	69.6
3	1999	16	558	326	4074	58.4	22	64	388	83.9
4	2006	16	596	372	4208	62.4	21	63	388	79.9
5	1984	16	531	298	3787	56.1	19	61	486	73.2

PASSING RATING

Rank	Year	G	Att	Cmp	Yds	Pct	TD	Int	Lg	Rtg
1	2017	16	570	374	4470	65.6	29	11	71t	98.4
2	2011	16	666	423	4814	63.5	41	16	73t	97.2
3	2015	16	632	420	4463	66.5	33	14	57	95.0
4t	2016	16	594	388	4327	65.3	24	10	73t	93.3
4t	2020	16	582	374	4397	64.3	27	13	73	93.3

Offense

TOTAL POINTS

Rank	Year	G	TD	Ru	Pa	Int	PR	KR	FR	FGB	PB	PAT	FG	S	2pt	Pts	
1	2011	16	57	9	41	5	0	0	2	0	0	0	54	24	0	2	474
2	1995	16	50	16	33	0	0	0	1	0	0	0	48	28	1	1	436
3	2017	16	46	10	29	3	2	0	2	0	0	0	40	30	0	2	410
4	1981	16	46	26	18	1	1	0	0	0	0	0	46	25	0	0	397
5	2013	16	48	15	29	1	1	1	0	0	0	0	42	19	2	2	395

TOTAL TOUCHDOWNS

Rank	Year	G	TD	Ru	Pa	Int	PR	KR	FR	FGB	PB	PAT	FG	S	2pt	Pts	
1	2011	16	57	9	41	5	0	0	2	0	0	0	54	24	0	2	474
2	1995	16	50	16	33	0	0	0	1	0	0	0	48	28	1	1	436
3	2013	16	48	15	29	1	1	1	0	0	0	0	42	19	2	2	395
4t	1981	16	46	26	18	1	1	0	0	0	0	0	46	25	0	0	397
4t	1990	16	46	19	24	1	0	0	2	0	0	0	46	17	0	0	373
4t	2017	16	46	10	29	3	2	0	2	0	0	0	40	30	0	2	410

TOTAL YARDS

Rank	Year	G	Ply	Yds	Yds/G	Rush	Pass
1	2012	16	1160	6540	408.8	1613	4927
2	2011	16	1058	6337	396.1	1523	4814
3	2013	16	1102	6274	392.1	1792	4482
4	1995	16	1024	6113	382.1	1753	4360
5	1981	16	1076	5933	370.8	2795	3138

OFFENSIVE PLAYS (SINCE 1941)

Rank	Year	G	Ply	Yds	Yds/G	Rush	Pass
1	2012	16	1160	6540	408.8	1613	4927
2	2013	16	1102	6274	392.1	1792	448



TEAM RECORDS

FIRST DOWNS, PASSING (SINCE 1950)

Rank	Year	G	FD	Rush	Pass	Pen
1	2012	16	382	84	272	26
2	2011	16	349	71	244	34
3	2015	16	337	71	236	30
4	1995	16	349	91	230	28
5	2013	16	350	106	221	23

FIRST DOWNS, PENALTY (SINCE 1950)

Rank	Year	G	FD	Rush	Pass	Pen
1	2005	16	258	69	151	38
2	2020	16	350	93	220	37
3	2016	16	329	76	217	36
4	2019	16	313	82	196	35
5t	1971	14	269	131	104	34
5t	2011	16	349	71	244	34

Defense

POINTS (DEFENSE, LEAST)

Rank	Year	G	TD	Ru	Pa	Ret	PAT	FG	S	2pt	Pts
1	1934	13	-	2	5	-	-	-	-	-	59
2	1936	12	11	3	6	2	9	7	0	0	102
3	1937	11	-	8	4	-	-	-	-	-	105
4	1938	11	-	6	9	-	-	-	-	-	108
5	1935	12	13	3	8	2	9	7	1	0	111

TOTAL YARDS (DEFENSE, LEAST)

Rank	Year	G	Ply	Yds	Yds/G	Rush	Pass
1	1934	13	637	1909	146.8	1231	678
2	1935	12	624	1970	164.2	1039	931
3	1937	11	552	2133	193.9	1329	804
4	1938	11	543	2186	198.7	1081	1105
5	1940	11	558	2357	214.3	1323	1034

OFFENSIVE PLAYS (DEFENSE, LEAST)

Rank	Year	G	Ply	Yds	Yds/G	Rush	Pass
1	1938	11	543	2186	198.7	1081	1105
2	1937	11	552	2133	193.9	1329	804
3	1940	11	558	2357	214.3	1323	1034
4	1945	10	583	2527	252.7	912	1615
5	1982	9	591	2722	302.4	854	1868

FIRST DOWNS (DEFENSE, LEAST - SINCE 1950)

Rank	Year	G	FD	Rush	Pass	Pen
1	1982	9	162	54	96	12
2	1982	14	180	62	105	13
3	1956	12	181	81	84	16
4	1969	14	182	64	101	17
5	1970	14	186	61	112	13

INTERCEPTIONS

Rank	Year	G	Int	Yds	Avg	TD
1	1953	12	38	663	17.4	2
2	1934	13	33	-	-	2
3t	1949	12	32	656	20.5	2
3t	1952	12	32	477	14.9	2
5	1950	12	31	480	15.5	3

TOTAL YARDS (DEFENSE, LEAST)

Rank	Year	G	Ply	Yds	Yds/G	Rush	Pass
1	1934	13	637	1909	146.8	1231	678
2	1935	12	624	1970	164.2	1039	931
3	1937	11	552	2133	193.9	1329	804
4	1938	11	543	2186	198.7	1081	1105
5	1940	11	558	2357	214.3	1323	1034

INTERCEPTION YARDS (SINCE 1940)

Rank	Year	G	Int	Yds	Avg	TD
1	1953	12	38	663	17.4	2
2	1949	12	32	656	20.5	2
3	1973	14	22	522	23.7	1
4	1950	12	31	480	15.5	3
5	1952	12	32	477	14.9	2

Sacks

SACKS (SINCE 1963)

Rank	Year	G	Att	Cmp	Yds	Pct	TD	Int	Sk	SKY	Sk/PP	Rtg
1	1978	16	350	191	2299	54.6	19	22	55	482	13.58	72.6
2t	1964	14	406	226	2424	55.7	14	22	50	482	10.96	67.2
2t	1999	16	574	359	3760	62.5	21	16	50	340	8.01	84.5
4	1965	14	344	190	2097	55.2	21	26	49	411	12.47	67.3
5t	1981	16	475	261	3223	54.9	22	24	47	373	9	73.8
5t	1988	16	513	337	3279	65.7	17	15	47	393	8.39	85.5

SACK YARDS (SINCE 1963)

Rank	Year	G	Att	Cmp	Yds	Pct	TD	Int	Sk	SKY	Sk/PP	Rtg
1t	1964	14	406	226	2424	55.7	14	22	50	482	10.96	67.2
1t	1978	16	350	191	2299	54.6	19	22	55	482	13.58	72.6
3	1965	14	344	190	2097	55.2	21	26	49	411	12.47	67.3
4	1963	14	378	183	2197	48.4	17	24	45	400	10.64	59.6
5	1988	16	513	337	3279	65.7	17	15	47	393	8.39	85.5

Penalties

PENALTIES (SINCE 1950, MOST)

Rank	Year	G	Pen	PenY
1	1984	16	138	1165
2	2010	16	136	1018
3	1995	16	134	1032
4	2011	16	128	1075
5	1978	16	125	1003

PENALTY YARDS (SINCE 1950, MOST)

Rank	Year	G	Pen	PenY
1	1984	16	138	1165
2	2001	16	116	1081
3	2011	16	128	1075
4	1995	16	134	1032
5	1998	16	121	1019

PENALTIES (SINCE 1950, LEAST)

Rank	Year	G	Pen	PenY
1	1972	14	48	417
2	1955	12	51	526
3t	1953	12	52	427
3t	1958	12	52	513
5t	1970	14	58	659
5t	1982	9	58	548

PENALTY YARDS (SINCE 1950, LEAST)

Rank	Year	G	Pen	PenY
1	1972	14	48	417
2	1953	12	52	427
3	1959	12	65	496
4	1958	12	52	513
5	1955	12	51	526

Single-Game

RUSHING ATTEMPTS

Rank	Opp	Att	Date
1	at Pit	59	11/9/1952
2	Atl	57	10/3/1971
3t	at GB	56	10/6/1957
3t	GB	56	10/28/1973
5t	at GB	54	11/20/1983

RUSHING YARDS

Rank	Opp	Yds	Date
1	Pit	426	11/4/1934
2	NYJ	377	11/23/1950
3	at LaRm	330	9/7/1980
4	at Pit	321	11/9/1952
5	NO	306	9/25/1977

RUSHING TOUCHDOWNS

Rank	Opp	TD	Date
1t	Cnr	5	10/28/1934
1t	LAN	5	10/30/1960
1t	LAN	5	9/7/1980
4t	BRO	4	10/22/1934
4t	PIP	4	11/4/1934
4t	Phi	4	9/20/1935
4t	ChiC	4	10/5/1940
4t	NYK	4	11/23/1950
4t	LAN	4	10/29/1961
4t	SF	4	10/29/1967
4t	Chi	4	10/1/1972
4t	Atl	4	10/1/1973
4t	Chi	4	10/30/1983
4t	Min	4	11/24/1991
4t	Chi	4	11/27/1997
4t	Cin	4	9/13/1998
4t	Bal	4	10/9/2005
4t	Jax	4	11/4/2012





TEAM RECORDS

PASSING ATTEMPTS

Rank	Opp	Att	Date
1	Ari	70	10/11/2015
2	at Chi	63	11/13/2011
3	at Ari	62	11/18/2001
4	Hou	61	11/22/2012
5	at GB	59	1/1/2012

PASSING COMPLETIONS

Rank	Opp	Cmp	Date
1	at Ten	43	9/23/2012
2	Ari	41	10/11/2015
3	SF	38	9/12/2021
4	Atl	37	12/22/2012
5t	at Ari	36	11/18/2001
5t	at GB	36	1/1/2012
5t	at TB	36	12/10/2017

PASSING YARDS (NET)

Rank	Opp	Yds	Date
1	at GB	502	1/1/2012
2	Dal	480	10/27/2013
3	Atl	443	12/22/2012
4	at Ten	442	9/23/2012
5	Ari	429	11/18/2001

POINTS

Rank	Opp	Pts	PA	Date
1	Cle	59	14	12/29/57*
2	Chi	55	20	11/27/1997
3	GB	52	35	11/22/1951
4	at GB	52	17	10/26/1952
5t	NYJ	49	14	11/23/1950
5t	Car	49	35	11/20/2011

* Strike/shortened season

TOTAL TOUCHDOWNS

Rank	Opp	TD	Date
1t	NYJ	7	11/23/1950
1t	GB	7	11/22/1951
1t	at GB	7	10/26/1952
1t	Chi	7	11/27/1997
1t	Car	7	11/20/2011
6t	Min	6	12/9/1978
6t	Pit	6	11/24/1983
6t	Ari	6	9/7/2003
6t	KC	6	9/18/2011
6t	at Den	6	10/30/2011
6t	Phi	6	11/26/2015

TOTAL YARDS

Rank	Opp	Yds	Ru	Pa	Date
1	Dal	623	143	480	10/27/2013
2	NYJ	591	377	214	11/23/1950
3	at Ten	583	141	442	9/23/2012
4	at GB	575	73	502	1/1/2012
5	at BalC	565	193	372	12/3/1950

OFFENSIVE PLAYS

Rank	Opp	Ply	Ru	Pa	Date
1t	at GB (OT)	92	54	38	11/23/50
1t	at Ten	92	36	55	9/23/2012
3	at ChiB	91	47	44	11/22/1953
4	Ari	89	18	70	10/11/2015
5	Hou	87	23	64	11/22/2012

FIRST DOWNS

Rank	Opp	FD	Ru	Pa	Pn	Date
1	at Ten	36	11	23	2	9/23/2012
2	GB	33	18	15	0	11/22/1984
3	at GB	32	2	27	3	1/1/2012
4	SF	31	8	19	4	9/12/2021
5t	Was	30	17	11	2	9/30/1951
5t	at Ari	30	4	22	4	11/18/2001
5t	Dal	30	14	16	0	11/28/2013
5t	at MIN	30	9	19	2	11/8/20

FIRST DOWNS, RUSHING

Rank	Opp	FD	Date
1t	Was	18	9/30/1951
1t	at LaRm	18	9/7/1980
1t	GB	18	11/22/1984

FIRST DOWNS, PASSING

Rank	Opp	FD	Date
1	at GB	27	1/1/2012
2	at Ten	23	9/23/2012
3t	Ari	22	10/11/2015
3t	at Ari	22	11/18/2001

3t	Phi	22	11/26/2015
6t	Min	21	9/16/2007
6t	Hou	21	11/22/2012
6t	Atl	21	12/22/2012
6t	Min	21	10/20/19

FIRST DOWNS, PENALTY

Rank	Opp	FD	Date
1	Bal	8	10/9/2005
2t	at SF	6	10/23/1977
2t	Dal	6	11/8/1987
2t	NYJ	6	11/7/2010
2t	Min	6	9/20/2015
5	MR: GB	5	12/13/2020

MR: several times, most recent

FIRST DOWNS, COMBINED BOTH TEAMS

Rank	Opp	FD	Det	Opp	Date
1	at GB	59	32	27	1/1/2012
2t	KC	58	29	29	9/29/19
2t	Min	58	26	32	10/20/19
4	at Ten	57	36	21	9/23/2012
5t	Hou	55	29	26	11/22/2012
5t	WAS	55	21	34	11/15/2020

TOTAL YARDS (DEFENSE)

Rank	Opp	Yds	Ru	Pa	Date
1	at Chi	14	-	-	9/15/1940
2	at Chi	24	44	-20	11/22/1981
3	Min	60	18	42	11/24/1988
4	SF	61	71	-10	10/6/1963
5	at GB	63	60	3	10/28/1973

TOTAL YARDS ALLOWED (DEFENSE)

Rank	Opp	Yds	Ru	Pa	Date
1	Was	676	194	482	11/4/1990*
2	TB	588	111	477	12/26/2020
3	KC	566	310	256	10/14/1990
4	SF	565	172	393	12/19/1993
5t	Dal	554	102	452	9/15/1985
5t	at Phi	554	173	381	9/23/2007

*Overtime

RUSHING YARDS (DEFENSE)

Rank	Opp	Yds	Date
1	at Pit	-3	11/9/1952
2	at Ind	4	9/22/1991
3	Chi	13	11/27/2014
4	Atl	21	9/5/1993

NET PASSING YARDS (DEFENSE)

Rank	Opp	Yds	Date
1	at TB	-31	9/9/1978
2	at Chi	-20	11/22/1981
3	SF	-10	10/6/1963
4	at GB	-2	11/7/1965
5	at GB	0	11/1/1971

SACKS

Rank	Opp	Sk	SkY	Game
1t	GB	11	102	11/22/1962
1t	at GB	11	109	11/7/1965
1t	at Phi	11	69	11/16/1986
4	at Atl	10	66	12/8/1968
5	at GB	9	69	12/12/1982

SACK YARDS

Rank	Opp	Sk	Yds	Date
1	at GB	11	109	11/7/1965
2	GB	11	102	11/22/1962
3	at Min	9	96	10/11/1964
4	at TB	7	94	9/9/1978
5	at NVG	8	88	12/10/1967

FUMBLES

Rank	Opp	Fum	Date
1	Min	10	12/17/1967
2t	ChiC	8	9/15/1940
2t	at GB	8	12/6/1992
4t	at Min	7	11/9/1980
4t	at Cin	7	12/11/1983

FUMBLES LOST

Rank	Opp	No.	Date
1	at Min	6	11/24/1963
2t	MR: at Min	5	11/12/1967

MR: several times, most recent





TEAM RECORDS

PASSING INTERCEPTIONS

Rank	Opp	Int	Date
1	GB	9	10/24/1943
2t	Cle	7	9/23/2001
2t	ChiB	7	11/22/1942
2t	at Cle	7	11/26/1944
2t	Den	7	10/7/1984

TOTAL TURNOVERS

Rank	Opp	No(Int/Fum)	Date
1	ChiB	12	11/22/1942
2t	GB	10 (9/1)	10/24/1943
2t	Den	10 (7/3)	10/7/1984

TOTAL TAKEAWAYS

Rank	Opp	TA	Int	Fum	Date
1	Min	10	5	5	12/9/1962
2t	Was	8	6	2	10/3/1965
2t	at Sea	8	6	2	10/24/1976
4	SF	7	3	4	10/8/1978

FUMBLES RECOVERED

Rank	Opp	FR	Date
1t	Cle	6	9/29/1940
1t	GB	6	11/27/1952

INTERCEPTIONS

Rank	Opp	Int	Date
1	Chi	8	9/22/1968
2t	at GB	7	9/17/1950
2t	at LA	7	10/26/1958

INTERCEPTION YARDS

Rank	Opp	Yds	Int	Date
1	at Chi	192	5	11/18/1973
2	vs SF	142	6	11/4/1973
3	at Cle	140	5	10/18/1970
4	at LARm	130	7	10/26/1958
5	at ChiC	128	5	10/23/1949





OPPONENT INDIVIDUAL RECORDS

Rushing

RUSHING ATTEMPTS

Rank	Player	Att	Opp	Date
1	Cedric Benson	36	at Cin	12/6/2009
2	Clinton Portis	34	Was	11/7/2004
3t	Steve Van Buren	33	Phi	10/3/1949
3t	Chuck Foreman	33	Min	12/17/1977
3t	Lamar Smith	33	Sea	11/17/1996

RUSHING YARDS

Rank	Player	Yds	Opp	Date
1	O.J. Simpson	273	Buf	11/25/1976
2	Michael Turner	220	at Atl	9/7/2008
3	LeSean McCoy	217	at Phi	12/8/2013
4	Dalvin Cook	206	at MIN	11/8/2020
5	Barry Word	200	at KC	10/14/1990

RUSHING TOUCHDOWNS

Rank	Player	TD	Opp	Date
1t	John Roland	3	at StL	10/1/1967
1t	Clinton Jones	3	at Min	11/15/1970
1t	Ed Podolak	3	KC	11/25/1971
1t	Kevin Long	3	at NYJ	9/16/1979
1t	Eric Dickerson	3	at LARm	10/2/1983
1t	Vince Evans	3	at Was	10/23/1983
1t	George Wonsley	3	at Was	11/11/1984
1t	John Riggins	3	at Was	10/13/1985
1t	Reggie Cobb	3	at TB	11/10/1991
1t	Emmitt Smith	3	Dal	11/8/1992
1t	Bernie Parmalee	3	at Mia	12/25/1994
1t	Jamal Anderson	3	Atl	10/6/1996
1t	Priest Holmes	3	at KC	12/14/2003
1t	Jerome Bettis	3	at Pit	1/1/2006
1t	Corey Dillon	3	at NE	12/3/2006
1t	Artose Pinner	3	Min	12/10/2006
1t	Maur. Jones-Drew	3	Jac	11/9/2008
1t	LeSean McCoy	3	Phi	9/19/2010
1t	Chris Wells	3	at Ari	12/16/2012

LONGEST RUSH

Rank	Player	Yds	Opp	Date
1	Corey Dillon	96t	Cin	10/28/2001
2	Ahman Green	83t	at GB	9/9/2001
3t	Elmer Angman	82t	at ChiC	10/23/1949
3t	Tom Wilson	82t	LaRm	10/12/1958
5	Justin Forsett	81t	Hou	11/22/2012

Passing

PASSING ATTEMPTS

Rank	Player	Att	Opp	Date
1	Chris Miller	66	at Atl	12/24/1989
2	Aaron Rodgers	61	at GB	11/11/2015
3	Don Majkowski	60	GB	11/12/1989
4t	Aaron Rodgers	55	GB	12/29/2019
4t	Alex Smith	55	WAS	11/15/2020
6t	Brad Johnson	54	at TB	12/9/2001
6t	Andrew Luck	54	Ind	12/2/2012

PASSING COMPLETIONS

Rank	Player	Cmp	Opp	Date
1	Matt Hasselbeck	39	at Sea	11/8/2009
2t	Tom Brady	38	at NE	11/23/2014
2t	Alex Smith	38	WAS	11/15/2020
4t	Chris Miller	37	at Atl	12/24/1989
4t	Jeff Garcia	37	TB	10/21/2007
6t	Tony Romo	35	Dal	12/9/2007
6t	Philip Rivers	35	SD	9/13/2015
6t	Aaron Rodgers	35	at GB	11/11/2015

PASSING YARDS

Rank	Player	Yds	Opp	Date
1	Matt Flynn	480	at GB	1/1/2012
2	Jameis Winston	458	TB	12/15/19
3	Dak Prescott	444	Dal	11/17/19
4	Sonny Jurgensen	403	Phi	12/17/1961
5t	Daunte Culpepper	404	Min	12/19/2004
5t	Philip Rivers	404	at SD	9/13/2015

PASSING TOUCHDOWNS

Rank	Player	TD	Opp	Date
1t	Peyton Manning	6	Ind	11/25/2004
1t	Drew Brees	6	at NO	9/13/2009
1t	Matt Flynn	6	at GB	1/1/2012
4t	Norm Van Brocklin	5	at LaRm	10/29/1950
4t	Dave Krieg	5	at Sea	12/2/1984

LONGEST PASS

Rank	Player	Yds	Opp	Date	Receiver
1	Bill Wade	98t	Chi	10/8/1961	John Farrington

Pass Receiving

RECEPTIONS

Rank	Player	Rec	Opp	Date
1t	Steve Largent	15	Sea	10/18/1987
1t	Jason Witten	15	Dal	12/9/2007
1t	Keenan Allen	15	SD	9/13/2015
4t	Ralph Heywood	14	NYB	12/4/1949
4t	Andre Rison	14	Atl	9/4/1994
6t	Art Monk	13	Was	11/4/1990
6t	Earnest Graham	13	TB	10/21/2007
6t	Stefon Diggs	13	at Min	11/6/16

RECEIVING YARDS

Rank	Player	Yds	Opp	Date
1	Jim Benton	303	Cle	11/22/1945
2	Steve Largent	261	Sea	10/18/1987
3	Kevin Curtis	221	at Phi	9/23/2007
4	Anquan Boldin	217	Ari	9/7/2003
5	Sammy White	210	at Min	11/7/1976

RECEIVING TOUCHDOWNS

Rank	Player	TD	Opp	Date
1t	Don Hutson	4	at GB	10/7/1945
1t	Paul Warfield	4	at Mia	12/15/1973
3t	MR: DK Metcalf	3	at Sea	1/2/2022

Defense

INTERCEPTIONS

Rank	Player	Int	Opp	Date
1t	Sammy Baugh	4	at Was	11/14/43
1t	Bobby Dillon	4	GB	11/26/1953
3t	MR: Brian Williams	3	at Min	11/23/2003

SACKS

Rank	Player	Sk	Opp	Date
1t	Rickey Jackson	4	NO	9/18/1988
1t	Wayne Martin	4	at NO	9/21/1997
1t	Marcus Jones	4	at TB	10/19/2000
1t	Kevin Williams	4	at Min	10/12/2008

FUMBLES RECOVERED

Rank	Player	FR	Opp	Date
1	Corwin Clatt	3	ChiC	11/6/1949

Kicking/Punting/Field Goals

PUNTS

Rank	Player	Pnt	Opp	Date
1	Carl Kinscherf	14	NVG	11/7/1943
2	Beryl ClaRank	12	at ChiC	9/15/1940
3	Bob Parsons	11	at Chi	11/22/1981

FIELD GOALS

Rank	Player	FG	Opp	Date
1	Justin Tucker	6	Bal	12/16/2013
2t	Bob Waterfield	5	at LARm	12/9/1951
2t	Roger LeClerc	5	at Chi	12/3/1961
2t	Jan Stenerud	5	Min	9/23/1984
2t	Gary Anderson	5	at Min	9/20/1998
2t	Jay Feely	5	at Atl	12/22/2002
2t	Mason Crosby	5	at GB	10/6/2013
2t	Blair Walsh	5	Min	10/25/2015

50-YARD FIELD GOALS

Rank	Player	FG	Opp	Date
1t	Paul McFadden	2	Phi	11/4/1984
1t	Nick Lowery	2	KC	11/26/1987
1t	Paul Edinger	2	Chi	12/24/2000
1t	Martin Gramatica	2	at TB	10/19/2000
1t	Stephen Hauschka	2	at Sea	10/5/2015
1t	Blair Walsh	2	Min	10/25/2015
1t	Justin Tucker	2	BAL	9/25/2021
1t	Greg Joseph	2	at MIN	10/10/2021





OPPONENT INDIVIDUAL RECORDS

LONGEST FIELD GOAL

Rank	Player	Yds	Opp	Date
1	Justin Tucker	66	BAL	9/26/2021

Kickoff/Punt Returns

PUNT RETURNS

Rank	Player	PR	Opp	Date
1t	Cleo. Montgomery	9	LARd	12/10/1984
1t	Steve Smith	9	at Car	9/15/2002
3t	Joe Arenas	8	SF	10/16/1955
3t	Hugh McElhenny	8	at SF	11/2/1958
3t	Danny Reece	8	at TB	9/1/1979
3t	Jeff Fisher	8	Chi	12/16/1984
3t	Tim Dwight	8	Atl	11/22/2000
3t	Leon Johnson	8	SD	12/7/2003

KICKOFF RETURNS

Rank	Player	KR	Opp	Date
1	Qadry Ismail	8	Min	11/23/1995
2t	Abe Woodson	7	SF	9/23/1962
2t	Vic Washington	7	SF	11/4/1973
2t	Steve Odom	7	at GB	9/29/1974
2t	Oliver Ross	7	at Sea	10/24/1976
2t	Robert Smith	7	Min	12/17/1994
2t	Tyrone Hughes	7	at Chi	9/14/1997
2t	David Palmer	7	Min	10/17/1999
2t	Michael Lewis	7	NO	9/29/2002
2t	Chris Carr	7	at Dak	9/9/2007
2t	Devin Hester	7	Chi	9/30/2007
2t	Jordy Nelson	7	at GB	10/3/2010

Points

POINTS

Rank	Player	Pts	Opp	Date
1	Don Hutson	31	at GB	10/7/1945
2t	Paul Warfield	24	at Mia	12/15/1973
2t	Aaron Jones	24	at GB	9/20/2021
3t	MR. DK Metcalf	18	at Sea	1/2/2022





OPPONENT TEAM RECORDS

Rushing

RUSHING ATTEMPTS

Rank	Team	Att	Date
1t	ChiB	60	11/5/1950
1t	at Pit	60	9/16/1973
3	SF	56	10/25/1953
4t	MR: at Chi	55	11/10/1985

MOST RUSHING YARDS

Rank	Team	Yds	Date
1	at GB	366	10/26/1947
2	at SF	328	12/14/1998
3	Chi	324	11/5/1950
4	at Atl	318	9/7/2008
5	Bal	316	10/19/1958

RUSHING TOUCHDOWNS

Rank	Team	TD	Date
1	at Chi	7	10/19/1941
2	SF	6	10/1/1961

Passing

PASSING ATTEMPTS

Rank	Team	Att	Date
1	at Atl	66	12/24/1989
2	Was	63	11/4/1990
3	Dal	62	9/15/1985
4	at GB	61	11/15/2015
5	GB	60	11/12/1989

PASSING COMPLETIONS

Rank	Team	Cmp	Date
1	Was	43	11/4/1990
2t	Dal	40	9/15/1985
2t	Sea	40	11/8/2009
4	WAS	38	11/15/2020

NET PASSING YARDS

Rank	Team	Yds	Date
1	Was	482	11/4/1990
2	TB	477	12/26/2020
3	at GB	469	1/1/2012
4	Dal	452	9/15/1985
5	at Cin	447	11/19/1989

PASSING TOUCHDOWNS

Rank	Team	TD	Date
1t	at GB	6	10/7/1945
1t	at LaRm	6	10/29/1950
1t	Ind	6	11/25/2004
1t	at NO	6	9/13/2009
1t	at GB	6	1/1/2012
1t	TB	6	12/26/2020

Offense

POINTS

Rank	Team	Pts	Date
1	at LaRm	65	10/29/1950
2	at Dal	59	9/15/1968
3	at GB*	57	10/7/1945
4t	at ChiC	56	11/7/1948
4t	at Phi	56	9/23/2006

*at Milwaukee

TOTAL TOUCHDOWNS

Rank	Team	TD	Date
1	at LaRm	9	10/29/1950

TOTAL YARDS (OFFENSE)

Rank	Team	Yds	Date
1	Was	676	11/4/1990
2	TB	588	12/26/2020
3	at KC	566	10/14/1990
4	SF	565	12/19/1993
5	Dal	554	9/15/1985

Defense

INTERCEPTIONS

Rank	Team	Int	Date
1	GB	9	10/24/1943
2t	Chi	7	11/22/1942
2t	at Cle	7	9/23/2001
2t	at Cle	7	11/26/1944
2t	Den	7	10/7/1984

SACKS

Rank	Team	Sk	Date
1t	at Chi	12	11/20/1960
1t	Chi	12	12/16/1984
3	Dal	11	10/6/1975
4	at Phi	10	9/23/2007
4t	at Min	10	11/4/2018
5t	MR: Mia	8	11/23/2006

TOTAL YARDS (DEFENSE)

Rank	Team	Yds	Date
1	at ChiC	16	10/17/1943
2	Min	60	11/24/1988

RUSHING YARDS (DEFENSE)

Rank	Team	Yds	Date
1	at ChiC	-53	10/17/1943
2	at Ari	-18	11/11/2007
3	at ChiC	-10	9/15/1940
4	Min	-3	12/10/2006
5	Jax	14	11/20/2016

PASSING YARDS (DEFENSE)

Rank	Team	Yds	Date
1	Min	0	10/10/1937
2	at SF	1	11/2/1989
3	Was	13	10/3/1965
4t	NVG	14	12/7/1958
4t	at Chi	14	11/20/1960

TURNOVERS (TAKEAWAYS)

Rank	Team	TA	Date
1	Chi	12*	11/22/1942

TOTAL 1ST DOWNS (DEFENSE)

Rank	Team	FD	Date
1	Phi	0	9/20/1935

Punting

PUNTS

Rank	Team	Punts	Date
1	at ChiC	16	9/15/1940
2	at Chi	11	11/22/1981





POSTSEASON SUMMARIES

Summaries

OVERALL RECORD

7-13 Home: 5-1 Away: 2-12

1935 NFL CHAMPIONSHIP GAME

University of Detroit Stadium
December 15, 1935; Attendance: 15,000

	1Q	2Q	3Q	4Q	OT	Final
New York Giants	0	7	0	0		7
Detroit Lions	13	0	0	13		26

1952 NFL PLAYOFF GAME

Briggs (Tiger) Stadium
December 21, 1952; Attendance: 47,645

	1Q	2Q	3Q	4Q	OT	Final
Los Angeles Rams	0	7	0	14		21
Detroit Lions	7	7	10	7		31

1952 NFL CHAMPIONSHIP GAME

Municipal Stadium
December 28, 1952; Attendance: 50,934

	1Q	2Q	3Q	4Q	OT	Final
Detroit Lions	0	7	7	3		17
Cleveland Browns	0	0	7	0		7

1953 NFL CHAMPIONSHIP GAME

Briggs (Tiger) Stadium
December 27, 1953; Attendance: 51,577

	1Q	2Q	3Q	4Q	OT	Final
Cleveland Browns	0	3	7	6		16
Detroit Lions	7	3	0	7		17

1954 NFL CHAMPIONSHIP GAME

Municipal Stadium
December 26, 1954; Attendance: 43,827

	1Q	2Q	3Q	4Q	OT	Final
Detroit Lions	3	7	0	0		10
Cleveland Browns	14	21	14	7		56

1957 NFL PLAYOFF GAME

Kezar Stadium
December 22, 1957; Attendance: 60,118

	1Q	2Q	3Q	4Q	OT	Final
Detroit Lions	0	7	14	10		31
San Francisco 49ers	14	10	3	0		27

1957 NFL CHAMPIONSHIP GAME

Briggs (Tiger) Stadium
December 29, 1957; Attendance: 55,263

	1Q	2Q	3Q	4Q	OT	Final
Cleveland Browns	0	7	7	0		14
Detroit Lions	17	14	14	14		59

1970 NFC DIVISIONAL PLAYOFF GAME

Cotton Bowl
December 26, 1970; Attendance: 73,167

	1Q	2Q	3Q	4Q	OT	Final
Detroit Lions	0	0	0	0		0
Dallas Cowboys	3	0	0	2		5

1982 NFC FIRST-ROUND PLAYOFF GAME

RFK Stadium
January 8, 1983; Attendance: 55,045

	1Q	2Q	3Q	4Q	OT	Final
Detroit Lions	0	0	7	0		7
Washington Redskins	10	14	7	0		31

1983 NFC DIVISIONAL PLAYOFF GAME

Candlestick Park
December 31, 1983; Attendance: 60,970

	1Q	2Q	3Q	4Q	OT	Final
Detroit Lions	3	6	0	14		23
San Francisco 49ers	7	7	3	7		24

1991 NFC DIVISIONAL PLAYOFF GAME

Pontiac Silverdome
January 5, 1992; Attendance: 78,290

	1Q	2Q	3Q	4Q	OT	Final
Dallas Cowboys	3	3	0	0		6
Detroit Lions	7	10	14	7		38

1991 NFC CHAMPIONSHIP GAME

RFK Stadium
January 12, 1992; Attendance: 55,585

	1Q	2Q	3Q	4Q	OT	Final
Detroit Lions	0	10	0	0		10
Washington Redskins	10	7	10	14		41

1993 NFC FIRST-ROUND PLAYOFF GAME

Pontiac Silverdome
January 8, 1994; Attendance: 68,479

	1Q	2Q	3Q	4Q	OT	Final
Green Bay Packers	0	7	14	7		28
Detroit Lions	3	7	7	7		24

1994 NFC FIRST-ROUND PLAYOFF GAME

Lambeau Field
December 31, 1994; Attendance: 58,125

	1Q	2Q	3Q	4Q	OT	Final
Detroit Lions	0	0	3	9		12
Green Bay Packers	7	3	3	3		16

1995 NFC FIRST-ROUND PLAYOFF GAME

Veterans Stadium
December 30, 1995; Attendance: 66,492

	1Q	2Q	3Q	4Q	OT	Final
Detroit Lions	7	0	14	16		37
Philadelphia Eagles	7	31	13	7		58

1997 NFC FIRST-ROUND PLAYOFF GAME

Hulthman's Stadium
December 28, 1997; Attendance: 73,361

	1Q	2Q	3Q	4Q	OT	Final
Detroit Lions	0	0	3	7		10
Tampa Bay Buccaneers	3	10	7	0		20

1999 NFC FIRST-ROUND PLAYOFF GAME

FedEx Field
January 8, 2000; Attendance: 79,411

	1Q	2Q	3Q	4Q	OT	Final
Detroit Lions	0	0	0	13		13
Washington Redskins	14	13	0	0		27

2011 NFC WILD CARD PLAYOFF GAME

Mercedes-Benz Superdome
January 7, 2012; Attendance: 73,038

	1Q	2Q	3Q	4Q	OT	Final
Detroit Lions	7	7	7	7		28
New Orleans Saints	0	10	14	21		45

2014 NFC WILD CARD PLAYOFF GAME

AIGT STADIUM
JANUARY 4, 2015; ATTENDANCE: 91,410

	1Q	2Q	3Q	4Q	OT	Final
Detroit Lions	14	3	3	0		20
Dallas Cowboys	0	7	7	10		24

2016 NFC WILD CARD PLAYOFF GAME

CENTURYLINK FIELD
JANUARY 7, 2017; ATTENDANCE: 68,788

	1Q	2Q	3Q	4Q	OT	Final
Detroit Lions	0	3	3	0		6
Seattle Seahawks	0	10	0	16		26





POSTSEASON INDIVIDUAL RECORDS

Postseason Single-Game Records

RUSHING ATTEMPTS

Rank	Player	Att	Opp	Date
1	Barry Sanders	27	GB	1/8/1994
2	Billy Sims	20	at SF	12/31/1983
3	Barry Sanders	18	TB	12/28/1997
4	Bob Hoernshemeyer	17	Cle	12/27/1953
5	Barry Sanders	13	at GB	12/31/1997

RUSHING YARDS GAINED

Rank	Player	Yds	Opp	Date
1	Barry Sanders	169	GB	1/8/1994
2	Billy Sims	114	at SF	12/31/1983
3	Doak Walker	97	at Cle	12/28/52
4	Thomas Tracy	86	at SF	12/22/1957
5	Barry Sanders	69	Dal	1/5/1992

RUSHING TOUCHDOWNS

Rank	Player	TD	Opp	Date
1t	Pat Harder	2	LARm	12/21/1952
1t	Thomas Tracy	2	at SF	12/22/1957
1t	Billy Sims	2	SF	12/31/1983

LONGEST RUSH

Rank	Player	Yds	Opp	Date
1	Doak Walker	67t	at Cle	12/28/1952
2	Thomas Tracy	58t	at SF	12/22/1957
3	Billy Sims	56	at SF	12/31/1983
4	Barry Sanders	47t	Dal	1/5/1992
5	Barry Sanders	44	GB	1/8/1994

PASSING ATTEMPTS

Rank	Player	Att	Opp	Date
1	Gus Frerotte	46	at Was	1/8/2000
2	Matthew Stafford	43	at NO	1/7/2012
3t	Bobby Layne	42	at Cle	12/26/1954
3t	Matthew Stafford	42	at Dal	1/4/2015
5t	Eric Hipple	38	at Was	1/8/1983
5t	Gary Danielson	38	at SF	12/31/1983
5t	Erik Kramer	38	Dal	1/5/1992

PASSING COMPLETIONS

Rank	Player	Cmp	Opp	Date
1	Erik Kramer	29	Dal	1/5/1992
2t	Matthew Stafford	28	at NO	1/7/2012
2t	Matthew Stafford	28	at Dal	1/4/2015
4	Gary Danielson	24	at SF	12/31/1983
5t	Eric Hipple	22	at Was	1/8/1983
5t	Erik Kramer	22	GB	1/8/1994

PASSING YARDS

Rank	Player	Yds	Opp	Date
1	Matthew Stafford	380	at NO	1/7/2012
2	Erik Kramer	341	Dal	1/5/1992
3	Matthew Stafford	323	at Dal	1/4/2015
4	Eric Hipple	298	at Was	1/8/1983
5	Tobin Rote	280	Cle	12/29/1957

PASSING TOUCHDOWNS

Rank	Player	TD	Opp	Game
1	Tobin Rote	4	Cle	12/29/1957
2t	Erik Kramer	3	Dal	1/5/1992
2t	Don Majkowski	3	at Phi	12/30/1995
2t	Matthew Stafford	3	at NO	1/7/2012

PASSING INTERCEPTIONS

Rank	Player	Int	Opp	Date
1	Bobby Layne	6	at Cle	12/26/1954
2	Gary Danielson	5	at SF	12/31/1983
3t	Bobby Layne	4	at Cle	12/28/1952
3t	Scott Mitchell	4	at Phi	12/30/1995
5t	Bobby Layne	2	Cle	12/27/1953
5t	Eric Hipple	2	at Was	1/8/1983
5t	Erik Kramer	2	GB	1/8/1994
5t	Don Majkowski	2	at Phi	12/30/1995
5t	Matthew Stafford	2	at NO	1/7/2012

LONGEST PASS

Rank	Player	Yds	Opp	Date	Receiver
1	Tobin Rote	78t	Cle	12/29/1957	Jim Doran
2	Don Majkowski	68t	at Phi	12/30/1995	Herman Moore
3	Gus Frerotte	58	at Was	1/8/2000	Herman Moore
4t	Bobby Layne	51	LARm	12/21/1952	Doak Walker
4t	Matthew Stafford	51t	at Dal	1/4/2015	Golden Tate
6	Eric Hipple	48	at Was	1/8/1983	Leonard Thompson

RECEPTIONS

Rank	Player	Rec	Opp	Date
1	Calvin Johnson	12	at NO	1/7/2012
2	Brett Perriman	10	GB	1/8/1994
3t	Steve Junker	8	at SF	12/22/1957
3t	Willie Green	8	vs Dal	1/5/1992
5t	Leonard Thompson	7	at Was	1/8/1983
5t	Herman Moore	7	at Phi	12/30/1995
5t	Aubrey Matthews	7	at Phi	12/30/1995
5t	Johnnie Morton	7	at Phi	12/28/1997

RECEIVING YARDS

Rank	Player	Yds	Opp	Date
1	Calvin Johnson	211	at NO	1/7/2012
2t	Brett Perriman	150	GB	1/8/1994
2t	Leonard Thompson	150	at Was	1/8/1983
4	Herman Moore	133	at Phi	12/30/1995
5	Willie Green	115	Dal	1/5/1992

RECEIVING TOUCHDOWNS

Rank	Player	TD	Opp	Date
1t	Steve Junker	2	Cle	12/29/1957
1t	Willie Green	2	Dal	1/5/1992
1t	David Sloan	2	at Phi	12/30/1995
1t	Calvin Johnson	2	at NO	1/7/2012

LONGEST RECEPTION

Rank	Player	Yds	Opp	Date	Passer
1	Jim Doran	78t	Cle	12/29/1957	Tobin Rote
2	Herman Moore	68t	at Phi	12/30/1995	Don Majkowski
3t	Herman Moore	58	at Was	1/8/2000	Gus Frerotte
3t	Doak Walker	51	LARm	12/21/1952	Bobby Layne
5	Golden Tate	51t	at Dal	1/4/2015	Matthew Stafford
6	Leonard Thompson	48	at Was	1/8/1983	Eric Hipple

INTERCEPTIONS

Rank	Player	Int	Opp	Date
1t	16 times, MR:			
1t	Stephen Boyd	1	at Was	1/8/2000
1t	Corwin Brown	1	at Was	1/8/2000

LONGEST INTERCEPTION

Rank	Player	Yds	Opp	Date
1	Melvin Jenkins	41t	Dal	1/5/1992
2	Mike Weger	31	at Dal	12/26/1970
3	Bobby Watkins	24	at SF	12/31/1983
4	Joe Schmidt	16	at SF	12/22/1957
5	Melvin Jenkins	15t	GB	1/8/1994

POINTS

Rank	Player	Pts	Opp	Date
1	Pat Harder	19	LARm	12/21/1952
2t	Thomas Tracy	12	at SF	12/22/1957
2t	Steve Junker	12	Cle	12/29/1957
2t	Billy Sims	12	at SF	12/31/1983
2t	Willie Green	12	Dal	1/5/1992
2t	David Sloan	12	at Phi	12/30/1995
2t	Calvin Johnson	12	at NO	1/7/2012
8t	Doak Walker	11	Cle	12/27/1953
8t	James Martin	11	Cle	12/29/1957
8t	Eddie Murray	11	at SF	12/31/1983

TOTAL TOUCHDOWNS

Rank	Player	TD	Opp	Date
1t	Pat Harder	2	LARm	12/21/1952
1t	Thomas Tracy	2	at SF	12/31/1957
1t	Steve Junker	2	Cle	12/29/1957
1t	Billy Sims	2	at SF	12/31/1983
1t	Willie Green	2	Dal	1/5/1992
1t	David Sloan	2	at Phi	12/30/1995
1t	Calvin Johnson	2	at NO	1/7/2012

FIELD GOALS

Rank	Player	FG	Opp	Date
1	Eddie Murray	3	at SF	12/31/1983

LONGEST FIELD GOAL

Rank	Player	FG	Opp	Date
1	Eddie Murray	54	at SF	12/31/1983
2	Matt Prater	53	at Sea	1/7/2017
3	Matt Prater	51	at Sea	1/7/2017
4	Jason Hanson	47	GB	1/8/1994
5	Pat Harder	43	LARm	12/21/1952





POSTSEASON INDIVIDUAL RECORDS

PUNTS

Rank	Player	Pnt	Opp	Date
1t	Herman Weaver	8	at Dal	12/26/1970
1t	Greg Montgomery	8	at GB	12/31/1994
3	John Jett	7	at Was	1/8/1999
4t	Robert Smith	6	at Cle	12/28/1952
4t	Earl Girard	6	at Cle	12/26/1954

PUNTING YARDS

Rank	Player	Yds	Opp	Date
1	Herman Weaver	391	at Dal	12/26/1970
2	John Jett	298	at Was	1/8/2000
3	Greg Montgomery	292	at GB	12/31/1994
4	Earl Girard	248	at Cle	12/26/1954
5	Robert Smith	245	at Cle	12/28/1952

PUNTING (GROSS) AVERAGE

Rank	Player	Avg	Opp	Date
1	Herman Weaver	48.8	at Dal	12/26/1970
2	Jim Arnold	48.3	GB	1/8/1994
3	Jim Arnold	47	at Was	1/12/1992
4	Sam Martin	46.4	at Sea	1/7/2017
5	Jim Arnold	46.2	Dal	1/5/1992

LONGEST PUNT

Rank	Player	Yds	Opp	Date
1	Yale Lary	73	Cle	12/27/1953
2	Herman Weaver	61	at Dal	12/26/1970
3	Jim Arnold	58	Dal	1/5/1992
4	Sam Martin	55	at Sea	1/7/2017
5	Mike Black	51	at SF	12/31/1983

PUNT RETURNS

Rank	Player	PR	Opp	Date
1	Lem Barney	5	at Dal	12/26/1970
2	Robbie Martin	4	at SF	12/31/1983
3	Mel Gray	3	at Was	1/12/1992

PUNT RETURN YARDS

Rank	Player	Yds	Opp	Date
1	Robbie Martin	30	at SF	12/31/1983
2	Mel Gray	26	Dal	1/5/1992
3	Mel Gray	22	GB	1/8/1994
4	Lem Barney	20	at Dal	12/26/1970
5	Mel Gray	17	at GB	12/31/1994

KICKOFF RETURNS

Rank	Player	KR	Opp	Date
1t	Ron Rivers	6	at Phi	12/30/1995
1t	Alvin Hall	6	at Was	1/8/1983
3t	Ty Talton	5	at Was	1/8/2000
3t	Glyn Milburn	5	at Phi	12/28/1997
3t	Mel Gray	5	at Was	1/12/1992

KICKOFF RETURN YARDS

Rank	Player	Yds	Opp	Date
1	Mel Gray	159	at GB	12/31/1994
2	Glyn Milburn	140	at Phi	12/28/1997
3	Mel Gray	134	at Was	1/12/1992
4	Alvin Hall	123	at Was	1/8/1983
5	Ty Talton	114	at Was	1/8/2000

LONGEST KICKOFF RETURN

Rank	Player	Yds	Opp	Date
1	Mel Gray	69	at GB	12/31/1994
2	Mel Gray	55	at Was	1/12/1992
3	Glyn Milburn	50	at Phi	12/28/1997
4	Ron Rivers	40	at Phi	12/30/1995
5	Jack Christiansen	34	LARm	12/21/1952

Rushing

CAREER RUSHING ATTEMPTS

Rank	Player	Att	Years
1	Barry Sanders	91	1989-98
2	Bob Hoernschemeyer	37	1950-55
3	Bobby Layne	33	1950-58
4	Billy Sims	26	1980-84
5	Doak Walker	23	1950-55

CAREER RUSHING YARDS

Rank	Player	Yds	Years
1	Barry Sanders	386	1989-98
2	Doak Walker	146	1950-55
3	Bob Hoernschemeyer	123	1950-55
4	Bobby Layne	120	1950-58
5	Billy Sims	114	1980-84

CAREER RUSHING TOUCHDOWNS

Rank	Player	TD	Years
1t	Billy Sims	2	1980-84
1t	Gene Gedman	2	1953,56-58
1t	Thomas Tracy	2	1956-57
1t	Doak Walker	2	1950-55
1t	Pat Harder	2	1951-53

Passing

CAREER PASSING ATTEMPTS

Rank	Player	Att	Years
1	Matthew Stafford	117	2009-20
2	Erik Kramer	102	1991-93
3	Bobby Layne	97	1950-58
4	Scott Mitchell	54	1994-98
5	Tobin Rote	49	1957-59

CAREER PASSING COMPLETIONS

Rank	Player	Cmp	Years
1	Matthew Stafford	74	2009-20
2	Erik Kramer	72	1991-93
3	Bobby Layne	46	1950-58
4	Tobin Rote	28	1957-59
5	Gary Danielson	24	1976-84

CAREER PASSING YARDS

Rank	Player	Yds	Years
1	Matthew Stafford	908	2009-20
2	Erik Kramer	838	1991-93
3	Bobby Layne	568	1950-58
4	Tobin Rote	494	1957-59
5	Eric Hipple	298	1980-89

CAREER PASSING TOUCHDOWNS

Rank	Player	TD	Years
1t	Tobin Rote	5	1957-59
1t	Erik Kramer	5	1991-93
3	Matthew Stafford	4	2009-20
4	Don Majkowski	3	1995-96

CAREER PASSING INTERCEPTIONS

Rank	Player	Int	Years
1	Bobby Layne	12	1950-58
2t	Scott Mitchell	5	1994-98
2t	Erik Kramer	5	1991-93
2t	Gary Danielson	5	1976-84
5	Matthew Stafford	3	2009-20
6t	Gus Frerotte	2	1999
6t	Don Majkowski	2	1995-96
6t	Eric Hipple	2	1908-89

Receiving

CAREER RECEPTIONS

Rank	Player	Yds	Years
1	Herman Moore	27	1991-01
2	Brett Perriman	25	1991-96
3	Barry Sanders	21	1989-98
4	Calvin Johnson	17	2007-15
5	Willie Green	14	1991-93

CAREER RECEIVING YARDS

Rank	Player	Yds	Years
1	Herman Moore	474	1991-01
2	Brett Perriman	299	1991-96
3	Calvin Johnson	296	2007-15
4t	Jim Doran	247	1951-59
4t	Leonard Thompson	224	1975-86

CAREER RECEIVING TOUCHDOWNS

Rank	Player	TD	Years
1t	Willie Green	3	1991-93
1t	Steve Junker	3	1957, 59-61
3t	Jim Doran	2	1951-59
3t	Brett Perriman	2	1991-96
3t	Herman Moore	2	1991-01
3t	David Sloan	2	1995-01
3t	Calvin Johnson	2	2007-15





POSTSEASON INDIVIDUAL RECORDS

LONGEST RECEPTION

Rank	Player	Yds	Opp	Date	Passer
1	Jim Doran	78t	Cle	12/29/1957	Tobin Rote
2	Herman Moore	68t	at Phi	12/30/1995	Don Majkowski
3t	Herman Moore	58	at Was	1/8/2000	Gus Frerotte
3t	Doak Walker	51	LARm	12/21/1952	Bobby Layne
5	Golden Tate	51t	at Dal	1/4/2015	Matthew Stafford
6	Leonard Thompson	48	at Was	1/8/1983	Eric Hipple

Interceptions

CAREER INTERCEPTIONS

Rank	Player	Int	Years
1	Joe Schmidt	3	1953-65
2	Melvin Jenkins	2	1991-93

Scoring

CAREER SCORING

Rank	Player	Pts	Years
1t	Pat Harder	24	1951-53
1t	Eddie Murray	24	1980-91
3	Jason Hanson	22	1992-12
4	Doak Walker	21	1950-55
5t	Willie Green	18	1991-93
5t	Steve Junker	18	1957, 59-61

CAREER TOTAL TOUCHDOWNS

Rank	Player	TD	Years
1t	Willie Green	3	1991-93
1t	Steve Junker	3	1957, 59-61

Field Goals / Punting

CAREER FIELD GOALS

Rank	Player	FG	Years
1	Eddie Murray	5	1980-91
2	Matt Prater	4	2014-20
3	Jason Hanson	3	1992-2012
4t	Doak Walker	2	1950-55
4t	Pat Harder	2	1951-53
4t	James Martin	2	1951-61

CAREER PUNTS

Rank	Player	Pnt	Years
1	Robert Smith	14	1949-54
2t	John Jett	11	1997-2003
2t	Jim Arnold	11	1986-93
4	Sam Martin	9	2013-19
5t	Herman Weaver	8	1970-76
5t	Yale Lary	8	1952-53, 56-64
5t	Greg Montgomery	8	1994

CAREER PUNTING YARDS

Rank	Player	Pnt	Years
1	Robert Smith	593	1949-54
2	Jim Arnold	517	1986-93
3t	John Jett	448	1997-2003
3t	Herman Weaver	391	1970-76
5	Sam Martin	374	2013-19

CAREER PUNTING AVERAGE

Rank	Player	Avg	Years
1	Herman Weaver	48.8	1970-76
2	Jim Arnold	47.0	1986-93
3	Robert Smith	43.6	1953-54
4	Robert Smith	42.1	1949-54
5	Sam Martin	41.6	2013-19

Punt Returns

CAREER PUNT RETURNS

Rank	Player	PR	Years
1	Mel Gray	7	1989-94
2	Robbie Martin	6	1981-84
3	Lem Barney	5	1967-77
4	Yale Lary	4	1952-53, 56-64

CAREER PUNT RETURN YARDS

Rank	Player	Yds	Years
1	Mel Gray	78	1989-94
2	Robbie Martin	43	1981-84
3	Lem Barney	20	1967-77
4	Yale Lary	19	1952-53, 56-64
5	Theanyi Uwaezuoke	13	1999

LONGEST PUNT RETURN

Rank	Player	Yds	Opp	Date
1	Mel Gray	22	GB	1/8/1994
2	Mel Gray	17	at GB	12/31/1994
3t	Mel Gray	13	Dal	1/5/1992
3t	Glyn Milburn	13	at Phi	12/28/1997
3t	Theanyi Uwaezuoke	13	at Was	1/8/2000

Kickoff Returns

CAREER KICKOFF RETURNS

Rank	Player	KR	Years
1	Mel Gray	15	1989-94
2	Alvin Hall	8	1981-85, 87
3	Ron Rivers	6	1995-99
4t	Ty Talton	5	1999
4t	Glyn Milburn	5	1996-97

CAREER KICKOFF RETURN YARDS

Rank	Player	Yds	Years
1	Mel Gray	372	1989-94
2	Alvin Hall	168	1981-85, 87
3	Glyn Milburn	140	1996-97
4t	Ty Talton	114	1999
4t	Ron Rivers	108	1995-99

Top Postseason Performances

300+ YARDS PASSING

Date	Opp	Player	Yds	Cmp	Att
1/5/1992	Dal	Erik Kramer	341	29	38
1/7/2012	at NO	Matthew Stafford	380	28	43
1/4/2015	at Dal	Matthew Stafford	323	28	42

100+ YARDS RUSHING

Date	Opp	Player	Yds	Att
12/31/1983	at SF	Billy Sims	114	20
1/8/1994	GB	Barry Sanders	169	27

100+ YARDS RECEIVING

Date	Opp	Player	Yds	Rec
12/29/1957	Cle	Jim Doran	101	3
12/29/1957	Cle	Steve Junker	109	5
1/1/1983	at Was	Leonard Thompson	150	7
1/5/1992	Dal	Willie Green	115	8
1/8/1994	GB	Brett Perriman	150	10
12/30/1995	at Phi	Herman Moore	133	7
1/7/2012	at NO	Calvin Johnson	211	12





POSTSEASON TEAM RECORDS

First Downs

FIRST DOWNS, TOTAL

Rank	FD	Opp	Date
1	26	at Phi	12/30/1995
2	25	GB	1/8/1994
3	23	Dal	1/5/1992
4t	22	at SF	12/22/1957
4t	22	Cle	12/29/1957
4t	22	at SF	12/31/1983
4t	22	at NO	1/7/2012

FIRST DOWNS, RUSHING

Rank	FD	Opp	Date
1t	9	GB	1/8/1994
1t	9	at SF	12/31/1983
1t	9	Cle	12/29/1957

FIRST DOWNS, PASSING

Rank	FD	Opp	Date
1t	20	at Phi	12/3/1995
1t	20	at NO	1/7/2012
3	19	at Dal	1/5/1992
4t	14	GB	1/8/1994
4t	14	at Dal	1/4/2015

Total Net Yards

TOTAL NET YARDS

Rank	Yds	Opp	Date
1	438	Cle	12/29/1957
2	422	at Phi	12/30/1995
3	421	Dal	1/5/1992
4t	412	at SF	12/31/1983
4t	412	at NO	1/7/2012

Rushing

RUSHING YARDS

Rank	Yds	Opp	Date
1	235	NYG	12/15/1935
2	199	at Cle	12/28/1952
3	188	at SF	12/31/1983
4	175	GB	1/8/1994
5	173	LARm	12/21/1952

Passing

PASSING YARDS

Rank	Yds	Opp	Date
1	380	at NO	1/7/2012
2	350	at Phi	12/30/1995
3	337	vs Dal	1/5/1992
4	323	at Dal	1/4/2015
5	296	vs Cle	12/29/1957

PASSING ATTEMPTS

Rank	Att	Opp	Date
1	52	at Phi	12/30/1995
2	46	at Was	1/8/2000
3	44	at Cle	12/26/1954
4	43	at NO	1/7/2012
5t	42	at Was	1/12/1992
5t	42	at Dal	1/4/2015

PASSING COMPLETIONS

Rank	Cmp	Opp	Date
1	29	Dal	1/5/1992
2t	28	at NO	1/7/2012
2t	28	at Dal	1/4/2015
4	27	at Phi	12/30/1995
5	25	at Was	1/12/1992

Defense

TOTAL YARDS ALLOWED, DEFENSE

Rank	Yds	Opp	Date
1	194	NYG	12/15/1935
2	220	Cle	12/27/1953
3	231	at Dal	12/26/1970
4	276	Dal	1/5/1992
5	291	at SF	12/31/1983

RUSHING YARDS ALLOWED, DEFENSE

Rank	Yds	Opp	Date
1	73	at Dal	1/4/2015
2	81	at GB	12/31/1994
3	89	GB	1/8/1994
4	97	Dal	1/5/1992
5	103	at SF	12/31/1983

PASSING YARDS ALLOWED, DEFENSE

Rank	Yds	Opp	Date
1	22	at Dal	12/26/1970
2	38	Cle	12/27/1953
3	88	NYG	12/15/1935
4	112	Cle	12/29/1957
5	148	LARm	12/21/1952

Sacks

SACKS

Rank	Sk	Opp	Date
1	6	at Dal	1/4/2015
2t	3	Cle	12/27/1953
2t	3	Dal	1/5/1992
2t	3	at Sea	1/7/2017

Fumbles

FUMBLE RECOVERIES

Rank	FR	Opp	Date
1	3	NYG	12/15/1935
2t	2	at Cle	12/26/1954
2t	2	Dal	1/5/1992
2t	2	at NO	1/7/2012

FUMBLES LOST

Rank	Fum	Opp	Date
1	4	NYG	12/15/1935
2t	3	at SF	12/22/1957
2t	3	at Was	1/8/1983

Interceptions

INTERCEPTIONS

Rank	Int	Opp	Date
1	5	Cle	12/29/1957
2	4	LARm	12/21/1952
3	3	at SF	12/22/1957

Scoring

TIME OF POSSESSION

Rank	Time	Opp	Date
1	35:34:00	GB	1/8/1994
2	33:53:00	at SF	12/31/1983
3	31:24:00	at Was	1/12/1992

PENALTIES

Rank	Pen	Opp	Date
1	12	at Was	1/8/2000
2	8	at Dal	1/4/2015
3t	7	at SF	12/22/1957
3t	7	at SF	12/31/1983
3t	7	at Was	1/12/1992
3t	7	at Phi	12/30/1995
3t	7	at NO	1/7/2012
3t	7	at Sea	1/7/2017





SEASONAL LEADERS

Leaders

RUSHING

Year	Player	Att	Yds	Avg	TD
1934	Dutch Clark	123	763	6.2	8
1935	Ernie Caddel	87	450	5.2	6
1936	Ace Gutowsky	191	827	4.3	6
1937	Dutch Clark	96	468	4.9	5
1938	Bill Shepherd	100	455	4.6	3
1939	Bill Shepherd	105	420	4	2
1940	Byron White*	146	514	3.5	5
1941	Byron White	89	240	2.7	2
1942	Mickey Sanzotta	71	268	3.8	0
1943	Frank Sinkwich	93	266	2.9	1
1944	Frank Sinkwich	150	563	3.8	6
1945	Bob Westfall	82	234	2.9	6
1946	Camp Wilson	64	207	3.2	3
1947	Camp Wilson	89	412	4.6	0
1948	Camp Wilson	157	612	3.9	2
1949	Bill Dudley	125	408	3.2	3
1950	Bob Hoernschemeyer	84	471	5.6	1
1951	Bob Hoernschemeyer	132	678	5.1	2
1952	Bob Hoernschemeyer	106	457	4.3	4
1953	Bob Hoernschemeyer	101	482	4.8	7
1954	Lew Carpenter	104	476	4.6	3
1955	Lew Carpenter	137	543	4	6
1956	Gene Gedman	135	479	3.5	7
1957	John Henry Johnson	129	621	4.8	5
1958	Tobin Rote	77	351	4.6	3
1959	Nick Pietrosante	76	447	5.9	3
1960	Nick Pietrosante	161	872	5.4	8
1961	Nick Pietrosante	201	841	4.2	5
1962	Dan Lewis	120	488	4.1	6
1963	Dan Lewis	133	528	4	2
1964	Nick Pietrosante	147	536	3.6	4
1965	Amos Marsh	131	495	3.8	6
1966	Tom Nowatzke	151	512	3.4	6
1967	Mel Farr	206	860	4.2	3
1968	Mel Farr	128	597	4.7	3
1969	Bill Triplett	111	377	3.4	3
1970	Mel Farr	166	717	4.3	9
1971	Steve Owens	246	1035	4.2	8
1972	Altie Taylor	154	658	4.3	4
1973	Altie Taylor	176	719	4.1	5
1974	Altie Taylor	150	592	3.9	5
1975	Dexter Bussey	157	696	4.4	2
1976	Dexter Bussey	196	858	4.4	3
1977	Horace King	155	521	3.4	1
1978	Dexter Bussey	225	924	4.1	5
1979	Dexter Bussey	144	625	4.3	1
1980	Billy Sims	313	1303	4.2	13
1981	Billy Sims	296	1437	4.9	13
1982	Billy Sims	172	639	3.7	4
1983	Billy Sims	220	1040	4.7	7
1984	Billy Sims	130	687	5.3	5
1985	James Jones	244	886	3.6	6
1986	James Jones	252	903	3.6	8
1987	James Jones	96	342	3.6	0
1988	Garry James	182	552	3	5
1989	Barry Sanders	280	1470	5.3	14
1990	Barry Sanders*	255	1304	5.1	13
1991	Barry Sanders	342	1548	4.5	16
1992	Barry Sanders	312	1352	4.3	9
1993	Barry Sanders	243	1115	4.6	3
1994	Barry Sanders*	331	1883	5.7	7
1995	Barry Sanders	314	1500	4.8	11
1996	Barry Sanders*	307	1553	5.1	11
1997	Barry Sanders*	335	2053	6.1	11
1998	Barry Sanders	343	1491	4.3	4
1999	Greg Hill	144	542	3.8	2
2000	James Stewart	339	1184	3.5	10
2001	James Stewart	143	685	4.8	1
2002	James Stewart	231	1021	4.4	4
2003	Shawn Bryson	158	606	3.8	3
2004	Kevin Jones	241	1133	4.7	5
2005	Kevin Jones	186	684	3.6	5
2006	Kevin Jones	181	689	3.8	6
2007	Kevin Jones	153	581	3.8	8
2008	Kevin Smith	238	976	4.1	8

2009	Kevin Smith	217	747	3.4	4
2010	Jahvid Best	171	555	3.2	4
2011	Jahvid Best	84	390	4.6	2
2012	Mikel Leshoure	215	798	3.7	9
2013	Reggie Bush	223	1006	4.5	4
2014	Joiqe Bell	223	860	3.9	7
2015	Ameer Abdullah	143	597	4.2	2
2016	Theo Riddick	92	357	3.9	1
2017	Ameer Abdullah	165	552	3.3	4
2018	Kerryon Johnson	118	641	5.4	3
2019	Kerryon Johnson	113	403	3.6	3
2020	Adrian Peterson	156	604	3.9	7
2021	D'Andre Swift	151	617	4.1	5

* NFL Leader; # NFC Leader

RECEIVING

Year	Player	Rec	Yds	Avg	TD
1934	Harry Ebding	10	264	26.4	2
1935	Ernie Caddel	10	171	17.1	0
1936	Ernie Caddel	19	150	7.9	1
1936	Harry Ebding	10	194	19.4	3
1937	Ernie Caddel	9	90	8.9	0
1937	Ed Kiewicki	8	134	16.8	0
1938	Lloyd Cardwell	9	138	15.3	1
1939	Monk Moscrip	14	176	12.6	0
1939	Bill Shephard	14	143	10.2	1
1940	Lloyd Cardwell	20	349	17.5	1
1941	Bill Fisk	9	140	15.6	2
1942	Bill Fisk	15	177	11.8	0
1943	Harry Hopp	17	229	13.5	3
1944	Jack Matheson	23	361	15.7	3
1944	Dave Diehl	18	426	23.7	4
1945	John Greene	26	550	21.2	5
1946	John Greene	20	289	14.5	2
1947	John Greene	38	621	16.3	5
1948	Joe Margucci	36	450	12.5	2
1948	John Greene	25	595	23.8	5
1949	Bob Mann	66	1014	15.4	4
1950	Cloyce Box	50	1009	20.2	11
1951	Leon Hart	35	544	15.5	12
1951	Dorne Dibble	30	613	20.4	6
1952	Cloyce Box	42	924	22	15
1953	Doak Walker	30	502	16.7	3
1954	Dorne Dibble	46	768	16.7	6
1955	Dave Middleton	44	663	15.1	3
1955	Lew Carpenter	44	312	7.1	2
1956	Dave Middleton	39	606	15.5	5
1957	Jim Doran	33	624	18.9	5
1958	Dave Middleton	29	506	17.4	3
1959	Jim Gibbons	31	431	13.9	1
1960	Jim Gibbons	51	604	11.8	2
1960	Gail Cogdill	43	642	14.9	1
1961	Gail Cogdill	45	956	21.2	6
1961	Jim Gibbons	45	566	12.6	1
1962	Gail Cogdill	53	991	18.7	7
1963	Terry Barr	66	1086	16.5	13
1964	Terry Barr	57	1030	18.1	9
1965	Pat Studstill	28	389	13.9	3
1965	Terry Barr	24	433	18	3
1966	Pat Studstill	67	1266	18.9	5
1967	Mel Farr	39	317	8.1	3
1967	Bill Malinchak	26	397	15.3	4
1968	Earl McCullouch	40	680	17	5
1968	Charlie Sanders	40	533	13.3	1
1969	Charlie Sanders	42	656	15.6	3
1970	Charlie Sanders	40	544	13.6	6
1971	Steve Owens	32	350	10.9	2
1971	Charlie Sanders	31	502	16.2	5
1972	Altie Taylor	29	250	8.6	2
1972	Larry Walton	24	485	20.2	6
1973	Charlie Sanders	28	433	15.5	2
1974	Ron Jessie	54	761	14.1	3
1975	Charlie Sanders	37	486	13.1	3
1975	Ray Jarvis	29	501	17.3	4
1976	Ray Jarvis	39	822	21.1	5
1977	Horace King	40	298	7.5	0
1977	David Hill	32	465	14.5	2
1978	David Hill	53	633	11.9	4
1979	Freddie Scott	62	929	15	5
1980	Freddie Scott	53	834	15.7	4





SEASONAL LEADERS

1981	Freddie Scott	53	1022	19.3	5	
1982	Billy Sims	34	342	10.1	0	
1983	James Jones	46	467	10.2	1	
1984	James Jones	77	662	8.6	5	
1984	Leonard Thompson	50	773	15.5	6	
1985	Leonard Thompson	51	736	14.4	5	
1986	James Jones	54	334	6.2	1	
1986	Jeff Chadwick	53	995	18.8	5	
1987	Pete Mandley	58	720	12.4	7	
1988	Pete Mandley	44	617	14	4	
1989	Richard Johnson	70	1091	15.6	8	
1990	Richard Johnson	64	727	11.4	6	
1990	Robert Clark	52	932	17.9	8	
1991	Brett Perriman	52	668	12.8	1	
1992	Brett Perriman	69	810	11.7	4	
1992	Herman Moore	51	966	18.9	4	
1993	Herman Moore	61	935	15.3	6	
1994	Herman Moore	72	1173	16.3	11	
1995	Herman Moore	123*	1886	13.7	14	
1996	Herman Moore	106	1296	12.2	9	
1997	Herman Moore	104*	1293	12.4	8	
	(tied NFL high)					
1998	Herman Moore	82	983	12	5	
1998	Johnnie Morton	69	1028	14.9	2	
1999	Germane Crowell	81	1338	16.5	7	
2000	Johnnie Morton	61	788	12.9	3	
2001	Johnnie Morton	77	1154	15	4	
2002	James Stewart	46	333	7.2	2	
2002	Bill Schroeder	36	595	16.5	6	
2003	Shawn Bryson	54	340	6.3	0	
2003	Az-Zahir Hakim	49	449	9.2	4	
2004	Roy Williams	54	817	15.1	8	
2005	Marcus Pollard	46	516	11.2	3	
2005	Roy Williams	45	687	15.3	8	
2006	Mike Furrey	98*	1098	11.1	6	
2006	Roy Williams	92	1310	16	7	
2007	Shaun McDonald	79	943	11.9	6	
2008	Calvin Johnson	78	1331	17.1	12	
2009	Calvin Johnson	67	984	14.7	5	
2010	Calvin Johnson	77	1120	14.5	12	
2011	Calvin Johnson	96	1681*	17.5	16	
2012	Calvin Johnson	122*	1964*	16.1	5	
2013	Calvin Johnson	94	1492#	17.8	12	
2014	Golden Tate	99	1331	13.4	4	
2015	Calvin Johnson	88	1214	13.8	9	
2016	Golden Tate	91	1077	11.8	4	
2017	Marvin Jones Jr.	61	1101	18.0	9	
2018	Kenny Golladay	70	1063	15.2	5	
2019	Kenny Golladay	65	1190	18.3	11	
2020	Marvin Jones Jr.	76	978	12.9	9	
2021	Amon-Ra St. Brown	90	912	10.1	5	

* NFL Leader; # NFC Leader

PASSING

Year	Player	Att	Cmp	Pct	Yds	Avg	TD	Int	Rtg
1934	Dutch Clark	50	23	46	363	7.66	0	3	47.3
1935	Glenn Presnell	45	15	33.3	193	4.29	0	6	8.1
1936	Dutch Clark	71	38	53.5	467	6.58	4	6	57.7
1937	Bill Shepherd	46	19	41.3	297	6.46	2	7	38.3
1938	Vern Huffman	85	27	31.8	362	4.49	2	6	15.9
1939	Dwight Sloan	102	45	44.1	658	6.45	2	3	60.0
1940	Byron White	80	35	43.8	461	5.76	0	12	23.0
1941	Byron White	62	22	35.5	338	5.45	2	5	31.5
1942	Harry Hopp	68	20	29.4	258	3.79	0	13	3.3
1943	Frank Sinkwich	126	50	39.7	699	5.55	7	20	37.2
1944	Frank Sinkwich	148	58	39.2	1060	7.16	12	20	52.0
1945	Chuck Fenenbock	110	45	40.9	754	6.85	7	11	46.4
1946	Dave Ryan	154	73	47.4	965	6.27	6	17	41.1
1947	Clyde LeForce	175	94	53.7	1384	7.91	13	20	65.0
1948	Fred Enke	221	100	45.2	1328	6.01	11	17	49.4
1949	Frank Tripucka	145	62	42.8	833	5.74	9	14	42.8
1950	Bobby Layne	336	152	45.2	2323	6.91	16	18	62.1
1951	Bobby Layne	332	152	45.8	2403	7.24	26	23	67.6
1952	Bobby Layne	287	139	48.4	1999	6.97	19	20	64.5
1953	Bobby Layne	273	125	45.8	2088	7.65	16	21	59.6
1954	Bobby Layne	246	135	54.9	1818	7.39	14	12	77.3
1955	Bobby Layne	270	143	53	1830	6.78	11	17	61.8
1956	Bobby Layne	244	129	52.9	1909	7.82	9	17	62.0
1957	Bobby Layne	179	87	48.6	1169	6.53	6	12	53.0
1958	Tobin Rote	257	118	45.9	1678	6.53	14	10	69.5

1959	Earl Morrall	137	65	47.4	1102	8.04	5	6	69.1
1960	Jim Ninowski	283	134	47.3	1599	5.65	2	18	40.9
1961	Jim Ninowski	247	117	47.4	1921	7.78	7	18	53.0
1962	Milt Plum	325	179	55.1	2378	7.32	15	20	68.2
1963	Earl Morrall	328	174	53	2621	7.99	24	14	86.2
1964	Milt Plum	287	154	53.7	2241	7.81	18	15	78.5
1965	Milt Plum	308	143	46.4	1710	5.55	12	19	51.2
1966	Karl Sweetan	309	157	50.8	1809	5.85	4	14	54.2
1967	Milt Plum	172	86	50	925	5.38	4	8	54.5
1968	Bill Munson	329	181	55	2311	7.02	15	8	82.3
1969	Bill Munson	166	84	50.6	1062	6.4	7	8	64.9
1970	Greg Landry	136	83	61	1072	7.88	9	5	92.5
1971	Greg Landry	261	136	52.1	2237	8.57	16	13	80.9
1972	Greg Landry	268	134	50	2066	7.71	18	17	71.8
1973	Bill Munson	187	95	50.8	1129	6.04	9	8	67.8
1974	Bill Munson	292	166	56.8	1874	6.42	8	7	75.3
1975	Joe Reed	191	86	45	1181	6.18	9	10	59.3
1976	Greg Landry	291	168	57.7	2191	7.53	17	9	89.6
1977	Greg Landry	240	135	56.3	1359	5.66	6	7	68.7
1978	Gary Danielson	351	199	56.7	2294	6.54	18	17	73.5
1979	Jeff Komlo	368	183	49.7	2238	6.08	11	23	52.8
1980	Gary Danielson	417	244	58.5	3223	7.73	13	11	82.4
1981	Eric Hipple	279	140	50.2	2358	6.45	14	15	73.4
1982	Gary Danielson	197	100	50.8	1343	6.82	10	14	60.1
1983	Eric Hipple	387	204	52.7	2577	6.66	12	18	64.7
1984	Gary Danielson	410	252	61.5	3076	7.5	17	15	83.1
1985	Eric Hipple	406	223	54.9	2952	7.27	18	18	73.6
1986	Eric Hipple	305	192	63	1919	6.29	9	11	75.6
1987	Chuck Long	416	232	55.8	2598	6.25	11	20	63.4
1988	Rusty Hilger	306	126	41.2	1558	5.09	7	12	48.9
1989	Bob Gagliano	232	117	50.4	1671	7.2	6	12	61.2
1990	Rodney Peete	271	142	52.4	1974	7.28	13	8	79.8
1991	Erik Kramer	265	136	51.3	1635	6.17	11	8	71.8
1992	Rodney Peete	213	123	57.7	1702	7.99	9	9	80.0
1993	Rodney Peete	252	157	62.3	1670	6.63	6	4	66.4
1994	Dave Krieg	212	131	61.8	1629	7.68	14	3	101.7
1995	Scott Mitchell	583	346	59.3	4338	7.44	32	12	92.3
1996	Scott Mitchell	437	257	57.9	2917	6.68	17	17	74.9
1997	Scott Mitchell	509	293	57.6	3484	6.84	19	14	78.6
1998	Charlie Batch	303	173	57.1	2178	7.19	11	6	83.5
1999	Gus Frerotte	288	175	60.8	2117	7.35	9	7	83.6
2000	Charlie Batch	412	221	53.6	2489	6.04	13	15	67.3
2001	Charlie Batch	341	198	58.1	2392	7.01	12	12	76.8
2002	Joey Harrington	429	215	50.1	2294	5.35	12	16	59.9
2003	Joey Harrington	554	309	55.8	2880	5.2	17	22	63.9
2004	Joey Harrington	489	275	56	3047	6.23	19	12	77.5
2005	Joey Harrington	370	188	57	2021	6.12	12	12	72.0
2006	Jon Kitna	596	372	62.4	4208	7.06	21	22	79.9
2007	Jon Kitna	561	355	63.3	4068	7.3	18	20	80.9
2008	Dan Orlovsky	255	143	56.1	1616	6.34	8	9	72.6
2009	Matthew Stafford	377	201	53.3	2267	6.01	13	20	61.0
2010	Shaun Hill	416	257	61.8	2686	6.46	16	12	81.3
2011	Matthew Stafford	663	421	63.5	5038	7.6	41	16	97.2
2012	Matthew Stafford	727	435	59.8	4967	6.83	20	17	79.8
2013	Matthew Stafford	634	371	58.5	4650	7.33	29	19	84.2
2014	Matthew Stafford	602	363	60.3	4257	7.07	22	12	85.7
2015	Matthew Stafford	592	398	67.2	4262	7.2	32	13	97.0
2016	Matthew Stafford	594	388	65.3	4327	7.30	24	10	93.3
2017	Matthew Stafford	565	371	65.7	4446	7.90	29	10	99.3
2018	Matthew Stafford	555	367	66.1	3777	6.80	21	12	89.9
2019	Matthew Stafford	291	187	64.3	2499	8.6	19	5	106.0
2020	Matthew Stafford	528	339	64.2	4084	7.73	26	10	96.3
2021	Jared Goff	494	332	67.2	3245	6.57	19	8	91.5

* NFL Leader; # NFC Leader

SCORING

Year	Player	TD	FG	XP	Pts
1934	Dutch Clark	8	4	13	73
1935	Dutch Clark	6	1	16	55
1936	Dutch Clark	7	4	19	73
1937	Dutch Clark	6	3	6	45
1938	Lloyd Cardwell	5	0	0	30
1939	Chuck Hanneman	2	4	5	29
1940	Byron White	5	0	2	32
1941	Byron White	4	0	0	24
1942	Elmer Hackney	2	0	0	12
1943	Harry Hopp	9	0	0	54
1944	Frank Sinkwich	6	2	24	66
1945	Bob Westfall	9	0	0	54
1946	Bob Cifers	4	0	0	24





SEASONAL LEADERS

1947	Bill Dudley	11	0	0	66
1948	Bill Dudley	7	0	0	42
1949	Bill Dudley	6	5	30	81
1950	Doak Walker	11	8	38	128
1951	Doak Walker	6	6	43	97
1952	Cloyce Box	15	0	0	90
1953	Doak Walker	5	12	27	93
1954	Doak Walker	5	11	43	106
1955	Doak Walker	7	9	27	96
1956	Bobby Layne	5	12	33	99
1957	Bobby Layne	0	6	25	43
1958	Jim Martin	0	7	28	49
1959	Howard Cassady	5	0	0	30
1960	Jim Martin	0	13	26	65
1961	Jim Martin	0	15	25	70
1962	Wayne Walker	0	9	37	64
1963	Terry Barr	13	0	0	78
1964	Wayne Walker	0	14	32	74
1965	Wayne Walker	0	8	33	57
1966	Garv Yepremian	0	13	11	50
1967	Mel Farr	6	0	0	36
1967	Tom Nowatzke	6	0	0	36
1968	Mel Farr	7	0	0	42
1968	Bill Gambrell	7	0	0	42
1969	Errol Mann	0	25	26	101
1970	Errol Mann	0	20	31	101
1971	Errol Mann	0	22	37	103
1972	Errol Mann	0	20	38	98
1973	Errol Mann	0	13	14	53
1974	Errol Mann	0	23	23	92
1975	Errol Mann	0	14	29	67
1976	Benny Ricardo	0	10	19	49
1977	Steve Mike-Mayer	0	8	19	43
1978	Benny Ricardo	0	20	32	92
1979	Benny Ricardo	0	10	25	55
1980	Eddie Murray	0	27	35	116
1981	Eddie Murray	0	25	46	121
1982	Eddie Murray	0	11	16	49
1983	Eddie Murray	0	25	38	113
1984	Eddie Murray	0	20	31	91
1985	Eddie Murray	0	26	31	109
1986	Eddie Murray	0	18	31	85
1987	Eddie Murray	0	20	21	81
1988	Eddie Murray	0	20	22	82
1989	Eddie Murray	0	20	36	96
1990	Barry Sanders	13	0	0	96
1991	Barry Sanders	17	0	0	102
1992	Jason Hanson	0	21	30	93
1993	Jason Hanson	0	34	28	130#
1994	Jason Hanson	0	18	39	93
1995	Jason Hanson	0	28	48	132#
1996	Jason Hanson	0	12	36	72
1997	Jason Hanson	0	26	39	117
1998	Jason Hanson	0	29	27	114
1999	Jason Hanson	0	26	28	106
2000	Jason Hanson	0	29	24	101
2001	Jason Hanson	0	21	23	86
2002	Jason Hanson	0	23	31	100
2003	Jason Hanson	0	22	26	92
2004	Jason Hanson	0	24	28	100
2005	Jason Hanson	0	19	27	84
2006	Jason Hanson	0	29	30	117
2007	Jason Hanson	0	29	35	122
2008	Jason Hanson	0	31	25	88
2009	Jason Hanson	0	21	25	88
2010	Calvin Johnson	12	0	0	74
2011	Jason Hanson	0	24	54	126
2012	Jason Hanson	0	32	38	136
2013	David Akers	0	19	42	99
2014	Matt Prater	0	21	21	84
2015	Matt Prater	0	22	36	102
2016	Matt Prater	0	31	31	124
2017	Matt Prater	0	30	40	130
2018	Matt Prater	0	28	30	114
2019	Matt Prater	0	26	35	113
2020	Matt Prater	0	21	38	101
2021	Riley Patterson	0	13	16	55

* NFL Leader; # NFC Leader

KICKOFF RETURNS

Year	Player	KR	Yds	Avg	TD
1944	Arthur Van Tone	9	227	25.2	1
1945	Andrew Farkas	8	165	20.6	0
1946	Dave Ryan	15	308	20.5	1
1947	William Dudley	15	359	23.9	0
1948	Camp Wilson	10	228	22.8	0
1949	Don Doll*	21	536	25.5	0
1950	Doak Walker	10	225	22.5	0
1951	Doak Walker	15	408	27.2	0
1952	Jack Christiansen	16	409	25.6	0
1953	Jack Christiansen	10	183	18.3	0
1954	Jug Girard	12	248	20.7	0
1955	Dave Middleton	11	188	17.1	0
1956	Howard Cassady	16	382	23.9	0
1957	Howard Cassady	10	232	23.2	0
1958	Ken Webb	7	154	22	0
1959	Ken Webb	16	352	22	0
1960	Jim Steffen	8	225	28.1	0
1961	Pat Studstill	16	448	28.1	1
1962	Tommy Watkins	17	452	26.6	0
1963	Tommy Watkins	21	447	21.3	0
1964	Pat Studstill	29	708	24.4	0
1965	Tommy Watkins	17	584	34.4*	0
1966	Tommy Vaughn	23	535	26	0
1967	Tommy Vaughn	16	446	27.9	0
1968	Lem Barney	25	670	26.8	1
1969	Bobby Williams	17	563	33.1*	1
1970	Bobby Williams	25	544	21.7	1
1971	Ron Jessie	16	470	29.4	2
1972	Ron Jessie	23	558	24.3	0
1973	Dick Jauron	17	405	23.8	0
1974	Jimmie Jones	38	927	24.4	0
1975	Bobby Thompson	22	565	25.7	0
1976	James Hunter	14	375	26.6	0
1977	Eddie Payton	18	457	25.4	1
1978	Jesse Thompson	14	346	24.7	0
1979	John Arnold	23	539	23.4	0
1980	Rick Kane	23	495	21.5	0
1981	Alvin Hall	25	525	21	0
1982	Alvin Hall	16	426	26.6	1#
1983	Alvin Hall	23	492	21.4	0
1984	Pete Mandley	22	390	17.7	0
1985	Alvin Hall	39	886	22.7	0
1986	Herman Hunter	48	1007	21	0
1987	Gary Lee	32	719	22.5	0
1988	Gary Lee	18	355	19.7	0
1989	Mel Gray	24	640	26.7	0
1990	Mel Gray	41	939	22.9	0
1991	Mel Gray	36	929*	25.8	0
1992	Mel Gray	42	1006	24	1
1993	Mel Gray	28	688	24.6	1
1994	Mel Gray	45	1276	28.4	3*
1995	Ron Rivers	19	420	22.1	0
1996	Glyn Milburn	64	1627	25.4	0
1997	Glyn Milburn	55	1315	23.9	0
1998	Terry Fair	51	1428*	28	2
1999	Terry Fair	34	752	22.1	0
2000	Desmond Howard	57	1401	24.6	0
2001	Desmond Howard	57	1446	25.4	0
2002	Eddie Drummond	40	1039	26	0
2003	Reggie Swinton	50	964	24.1	1
2004	Eddie Drummond	41	1092	26.6	2
2005	Eddie Drummond	49	1077	22	0
2006	Eddie Drummond	62	1349	21.8	0
2007	Aveion Cason	42	1041	24.8	0
2008	Brandon Middleton	39	864	22.2	0
2009	Aaron Brown	42	951	22.6	0
2010	Stefan Logan	55	1448	26.8	1
2011	Stefan Logan	33	832	25.2	0
2012	Stefan Logan	28	597	21.3	0
2013	Jeremy Ross	15	439	29.3	1
2014	Jeremy Ross	23	584	25.4	0
2015	Ameer Abdullah	37	1077	29.1	0
2016	Andre Roberts	33	747	22.6	0
2017	Jamal Agnew	11	196	17.8	0
2018	Jamal Agnew	8	216	27.0	0
2019	Jamal Agnew	17	454	26.7	1
2020	Jamal Agnew	28	783	28.0	0





SEASONAL LEADERS

2021	Godwin Igwebuike	28	697	24.9	0
------	------------------	----	-----	------	---

* NFL Leader; # NFC Leader

PUNT RETURNS

Year	Player	PR	Yds	Avg	TD
1944	Frank Sinkwich	11	148	13.5	0
1945	Dave Ryan	15	221	14.7	0
1946	Bill DeCorrevont	6	81	13.5	0
1947	William Dudley	11	182	16.5	1
1948	Joe Margucci	10	100	10	0
1949	Bill Dudley	11	199	18.1	1
1950	Clarence Self	12	129	10.8	0
1951	Jack Christiansen	18	343	19.1	4
1952	Jack Christiansen*	15	322	21.5	2
1953	Yale Lary	13	115	8.8	1
1954	Jack Christiansen	23	225	9.8	1
1955	Lee Riley	14	107	7.6	0
1956	Howard Cassidy	13	83	6.4	0
1957	Yale Lary	25	139	5.6	0
1958	Yale Lary	27	196	7.3	1
1959	Terry Barr	16	102	6.4	0
1960	Terry Barr	14	104	7.4	0
1961	Howard Cassidy	16	159	9.9	0
1962	Pat Studstill	29	457*	15.8	0
1963	Tommy Watkins	32	399	12.5	1
1964	Tommy Watkins	16	238	14.9	2*
1965	Tommy Watkins	23	234	10.2	0
1966	Tommy Vaughn	18	179	9.9	0
1967	Tommy Watkins	15	57	3.8	0
1968	Lem Barney	13	79	6.1	0
1969	Lem Barney	9	191	21.2	1
1970	Lem Barney	25	259	10.4	1
1971	Lem Barney	14	122	8.7	0
1972	Lem Barney	15	108	7.2	0
1973	Lem Barney	27	231	8.6	0
1974	Dick Jauron	17	286	16.8#	0
1975	Charlie West	22	219	10	0
1976	Lem Barney	23	191	8.3	0
1977	Eddie Payton	27	273	10.1	1
1978	Jesse Thompson	16	161	10.1	0
1979	John Arnold	19	164	8.6	0
1980	Ray Williams	27	259	9.6	0
1981	Robbie Martin	52	450	8.7	1
1982	Robbie Martin	26	275	10.6	0
1983	Ken Jenkins	23	230	10	0
1984	Robbie Martin	25	210	8.4	0
1985	Pete Mandley	38	403	10.6	1
1986	Pete Mandley	43	420	9.8	1
1987	Pete Mandley	23	250	10.9	0
1988	Pete Mandley	37	287	7.8	0
1989	Walter Stanley	36	496	13.8*	0
1990	Mel Gray	34	361	10.6	0
1991	Mel Gray	25	385	15.4#	1
1992	Mel Gray	18	175	9.7	1
1993	Mel Gray	23	197	8.6	0
1994	Mel Gray	21	233	11.1	0
1995	Johnnie Morton	7	48	6.9	0
1996	Glyn Milburn	34	284	8.4	0
1997	Glyn Milburn	47	433	9.2	0
1998	Terry Fair	30	189	6.3	0
1999	Terry Fair	11	97	8.8	0
2000	Desmond Howard	31	457	14.7	1
2001	Desmond Howard	22	201	9.1	0
2002	Eddie Drummond	18	138	7.7	1
2003	Reggie Swinton	23	318	13.8	1
2004	Eddie Drummond	24	316	13.2	2
2005	Eddie Drummond	26	157	6	0
2006	Eddie Drummond	28	296	10.6	0
2007	Troy Walters	15	118	7.9	0
2008	Shaun McDonald	11	104	9.5	0
2009	Dennis Northcutt	22	189	8.6	0
2010	Stefan Logan	30	362	12.1	0
2011	Stefan Logan	37	301	8.1	0
2012	Stefan Logan	33	300	9.1	0
2013	Michael Spurlock	22	145	6.6	0
2014	Jeremy Ross	32	284	8.9	0
2015	Golden Tate	20	149	7.5	0
2016	Andre Roberts	20	246	12.3	2
2017	Jamal Agnew	29	447	15.4	2
2018	T.J. Jones	8	87	10.9	0

2019	Jamal Agnew	19	175	9.2	1
2020	Jamal Agnew	14	178	12.7	1
2021	Kalif Raymond	21	236	11.2	0

* NFL Leader; # NFC Leader

PUNTING

Year	Player	Pnt	Yds	Avg	Net	In20	Lg
1939	Johnny Pingel	32	1368	42.8	-	-	65
1940	Whizzer White	52	2132	41	-	-	61
1941	Whizzer White	48	1997	41.6	-	-	63
1942	Harry Hopp	27	1098	40.7	-	-	52
1942	Chet Wetterlund	11	449	40.8	-	-	56
1943	Harry Hopp	42	1643	39.1	-	-	60
1944	Frankie Sinkwich	45	1845	41	-	-	73
1945	Chuck Fenenbock	29	1081	37.3	-	-	57
1946	Bob Cifers	30	1369	45.6	-	-	73
1947	Leroy Zimmerman	49	2078	42.4	-	-	62
1948	George Grimes	28	1006	35.9	-	-	56
1949	Bill Dudley	34	1278	37.6	-	-	55
1950	Bob Smith	32	1310	40.9	-	-	60
1951	Bob Smith	49	2082	42.5	-	-	73
1952	Bob Smith	61	2729	44.7	-	-	66
1953	Bob Smith	40	1647	41.2	-	-	57
1954	Jug Girard	63	2585	41	-	-	65
1955	Jug Girard	56	2310	41.3	-	-	65
1956	Yale Lary	42	1698	40.4	-	-	61
1957	Yale Lary	54	2156	39.9	-	-	66
1958	Yale Lary	59	2524	42.8	-	-	62
1959	Yale Lary	45	2121	47.1	-	-	67
1960	Yale Lary	64	2802	43.8	-	-	63
1961	Yale Lary	52	2519	48.4	-	-	71
1962	Yale Lary	52	2354	45.3	-	-	68
1963	Yale Lary	35	1713	48.9	-	-	73
1964	Yale Lary	67	3099	46.3	-	-	74
1965	Pat Studstill	78	3335	42.8	-	-	69
1966	Pat Studstill	72	2956	41.1	-	-	66
1968	Jerry DePoyster	71	2868	40.4	-	-	60
1969	Lem Barney	66	2249	34.1	-	-	53
1970	Herman Weaver	62	2483	40	-	-	65
1971	Herman Weaver	42	1752	41.7	-	-	63
1972	Herman Weaver	43	1734	40.3	-	-	55
1973	Herman Weaver	54	2333	43.2	-	-	66
1974	Herman Weaver	72	2772	38.5	-	-	61
1975	Herman Weaver	80	3361	42	-	-	61
1976	Herman Weaver	83	3280	39.5	34.3	15	69
1977	Wilbur Summers	93	3420	36.8	39.5	6	51
1978	Tom Skladany	86	3854	42.5	35	19	63
1979	Larry Swider	88	3523	40	35.5	13	72
1979	Tom Skladany	10	406	40.6	40.1	2	52
1980	Tom Skladany	72	3036	42.2	35.3	16	67
1981	Tom Skladany	64	2784	43.5	37.3	21	74
1982	Tom Skladany	36	1483	41.2	34	6	59
1983	Mike Black	71	2911	41	33.7	17	60
1984	Mike Black	76	3164	41.6	32.7	13	63
1985	Mike Black	73	3054	41.8	34.7	17	60
1986	Mike Black	46	1819	39.5	31.3	11	57
1986	Jim Arnold	36	1533	42.6	32.1	7	60
1987	Jim Arnold	46	2007	43.6	39.6	17	60
1988	Jim Arnold	97	4110	42.4	35.9	22	69
1989	Jim Arnold	82	3538	43.1	36	14	64
1990	Jim Arnold	63	2560	40.6	35.3	10	59
1991	Jim Arnold	75	3092	41.2	35.4	27	63
1992	Jim Arnold	65	2846	43.8	34.7	12	71
1993	Jim Arnold	72	3207	44.5	36.8	15	68
1994	Greg Montgomery	63	2782	44.2	34.2	19	64
1995	Mark Royals	57	2393	42	31	15	69
1996	Mark Royals	69	3020	43.8	33.4	11	60
1997	John Jett	84	3576	42.6	35.6	24	60
1998	John Jett	66	2892	43.8	36	17	60
1999	John Jett	86	3637	42.3	34.8	27	62
2000	John Jett	93	4044	43.5	34.8	33	59
2001	John Jett	58	2512	43.3	35.5	16	62
2002	John Jett	91	3838	42.2	38	29	57
2003	Nick Harris	63	2531	40.2	33.1	11	51
2004	Nick Harris	92	3765	40.9	34.2	32	60
2005	Nick Harris	84	3656	43.5	36.9	34	60
2006	Nick Harris	66	2967	45	38.2	18	67
2007	Nick Harris	68	3010	44.3	36	26	58
2008	Nick Harris	90	3952	43.9	38	24	66
2009	Nick Harris	74	3174	42.9	36.8	20	56





SEASONAL LEADERS

2010	Nick Harris	90	4018	44.6	35.8	24	66
2011	Ryan Donahue	49	2093	42.7	35.6	13	60
2012	Nick Harris	67	2783	41.5	37.6	21	58
2013	Sam Martin	72	3399	47.2	40.4	22	72
2014	Sam Martin	68	3138	46.1	40.1	29	71
2015	Sam Martin	80	3679	46	42	25	66
2016	Sam Martin	62	3010	48.5	44.2	23	63
2017	Sam Martin	41	1779	43.4	37.6	13	64
2018	Sam Martin	74	3310	44.7	39.2	32	61
2019	Sam Martin	76	3445	45.3	41.8	31	62
2020	Jack Fox	59	2897	49.1	44.8	26	67
2021	Jack Fox	65	3198	49.2	42.3	17	70

* NFL Leader; # NFC Leader

INTERCEPTIONS

Year	Player	Pos	Int	Yds	TD
1944	Alex Wojciechowicz	C	7	88	0
1945	Dave Rojan	B	3	90	0
1945	Charles DeShane	B	3	75	1
1945	John Greene	C	3	65	0
1945	Damon Tassos	C	3	49	0
1945	Ivan Trebotich	B	3	46	0
1946	Dave Ryan	B	4	105	0
1947	Bill Dudley	B	5	104	1
1947	Bob Wiese	B	5	54	0
1948	Jim Gillette	B	6	17	0
1949	Don Doll	B	11	301	2
1950	Don Doll	B	12	163	1
1951	Bob Smith	DB	3	70	0
1952	Bob Smith	DB	9	184	1
1953	Jack Christiansen*	DB	12	238	1
1954	Jack Christiansen	DB	8	84	1
1955	Jack Christiansen	DB	3	49	0
1955	Jim David	DB	3	44	0
1955	Bill Stits	DB	3	7	0
1956	Yale Lary	DB	8	182	1
1956	Jack Christiansen	DB	8	109	0
1957	Jack Christiansen*	DB	10	137	1
1958	Joe Schmidt	LB	6	69	0
1959	Gary Lowe	DB	5	130	0
1960	Dick Lane	DB	5	102	1
1961	Dick Lane	DB	6	73	0
1961	Yale Lary	DB	6	95	0
1962	Yale Lary	DB	8	51	0
1963	Dick LeBeau	DB	5	158	1
1963	Dick Lane	DB	5	70	0
1964	Yale Lary	DB	6	101	0
1965	Dick LeBeau	DB	7	84	1
1966	Mike Lucci	LB	5	118	1
1966	Bruce Maher	DB	5	90	0
1967	Lem Barney*	DB	10	232	3
1968	Lem Barney	DB	7	82	0
1969	Lem Barney	DB	8	126	0
1970	Dick LeBeau	DB	9#	96	0
1971	Dick LeBeau	DB	6	76	0
1972	Lem Barney	DB	3	88	0
1973	Levi Johnson	DB	5	82	0
1974	Levi Johnson	DB	5	139	2
1975	Lem Barney	DB	5	23	0
1976	James Hunter	DB	7	120	1
1977	James Hunter	CB	6	104	0
1978	Jimmy Allen	S	5	70	0
1979	Luther Bradley	DB	4	11	0
1979	Jimmy Allen	S	4	0	0
1980	Jimmy Allen	S	6	38	0
1980	James Hunter	CB	6	20	0
1981	Jimmy Allen	S	9	123	0
1982	Bobby Watkins	CB	5	22	0
1983	Bruce McNorton	CB	7	30	0
1984	Bobby Watkins	CB	6	0	0
1985	Bobby Watkins	CB	5	15	0
1986	Devon Mitchell	S	5	41	0
1987	James Griffin	S	6	130	0
1988	Devon Mitchell	S	3	107	1
1988	George Jamison	LB	3	56	1
1989	Jerry Holmes	CB	6	77	1
1990	William White	S	5	120	1
1991	Ray Crockett	CB	6#	141	1
1992	William White	S	4	54	0
1992	Ray Crockett	CB	4	50	0

1992	Kevin Scott	CB	4	35	0
1992	Melvin Jenkins	CB	4	34	0
1993	Pat Swilling	LB	3	16	0
1994	Robert Massey	CB	4	25	0
1995	Willie Clay	S	8	173*	0
1996	Ryan McNeil	CB	5	14	0
1997	Mark Carrier	S	5	94	0
1998	Bryant Westbrook	CB	3	49	1
1998	Mark Carrier	S	3	33	0
1998	Ron Rice	S	3	25	0
1999	Ron Rice	S	5	82	0
2000	Kurt Schulz	S	7	53	0
2001	Todd Lyght	CB	4	72	1
2002	Chris Claiborne	LB	3	63	0
2003	Dre Bly	CB	6	89	1
2004	Dre Bly	CB	4	107	1
2005	Dre Bly	CB	6	54	0
2006	Jamar Fletcher	CB	3	122	1
2006	Dre Bly	CB	3	13	0
2006	Terrence Holt	S	3	8	0
2007	Keith Smith	CB	3	64	0
2008	Ryan Nece	LB	1	18	0
2008	Leigh Bodden	CB	1	2	0
2008	Dorey Smith	DE	1	0	0
2008	Dwayne White	DE	1	-4	0
2009	Louis Delmas	S	2	130	1
2009	William James	CB	2	41	1
2009	Anthony Henry	CB	2	26	0
2010	Alphonso Smith	CB	5	48	1
2011	Chris Houston	CB	5	225	2
2012	Don Carey	S	2	51	0
2012	Chris Houston	CB	2	76	0
2013	DeAndre Levy	LB	6	7	1
2014	Glover Quin	S	7*	117	0
2015	Glover Quin	S	4	77	1
2016	Rafael Bush	S	2	39	1
2016	Darius Slay	CB	2	24	0
2016	Tavon Wilson	S	2	23	0
2016	Glover Quin	S	2	0	0
2017	Darius Slay	CB	8*	73	0
2018	Darius Slay	CB	3	107	1
2019	Darius Slay	CB	2	19	0
2020	Duron Harmon	S	2	22	0
2021	Amani Oruwariye	CB	6	73	0

* NFL Leader; # NFC Leader

TACKLES (SINCE 1973)

Year	Player	Pos	TT	ST	AT
1973	Charlie Weaver	LB	55	-	-
1974	Jim Laslavic	LB	94	-	-
1975	Paul Naumoff	LB	143	-	-
1976	Charlie Weaver	LB	114	-	-
1977	Ed O'Neil	LB	114	71	43
1978	Ed O'Neil	LB	141	85	56
1979	Doug English	DT	122	90	32
1980	Ken Fantetti	LB	130	85	45
1981	Ken Fantetti	LB	148	-	-
1982	Ken Fantetti	LB	71	54	17
1983	Ken Fantetti	LB	132	82	50
1984	Alvin Hall	DB	147	94	53
1985	William Graham	S	113	75	38
1986	Demetrious Johnson	S	112	92	20
1987	Dennis Gibson	LB	82	68	14
1988	Chris Spielman	LB	153	118	35
1989	Chris Spielman	LB	125	89	36
1990	Chris Spielman	LB	108	79	29
1991	Chris Spielman	LB	126	84	42
1992	Chris Spielman	LB	146	94	52
1993	Chris Spielman	LB	148	97	51
1994	Chris Spielman	LB	195	124	71
1995	Chris Spielman	LB	137	90	47
1996	Bennie Blades	S	131	99	32
1997	Stephen Boyd	LB	192	123	69
1998	Stephen Boyd	LB	156	113	43
1999	Stephen Boyd	LB	188	114	74
2000	Stephen Boyd	LB	166	109	57
2001	Chris Claiborne	LB	167	92	75
2002	Chris Claiborne	LB	145	79	66
2003	Earl Holmes	LB	121	80	41
2003	Brian Walker	S	121	72	49





SEASONAL LEADERS

2004	Earl Holmes	LB	128	83	45
2005	Kenoy Kennedy	S	127	84	43
2006	Ernie Sims	LB	144	86	58
2007	Ernie Sims	LB	134	97	37
2009	Larry Foote	LB	99	70	29
2010	Louis Delmas	S	84	62	22
2011	Stephen Tulloch	LB	111	84	27
2012	Stephen Tulloch	LB	112	74	38
2013	Stephen Tulloch	LB	135	93	42
2014	DeAndre Levy	LB	151	117	34
2015	Stephen Tulloch	LB	107	74	33
2016	Tahir Whitehead	LB	132	99	33
2017	Tahir Whitehead	LB	110	78	32
2018	Jarrad Davis	LB	100	73	27
2019	Tracy Walker	LB	100	73	27
2020	Jamie Collins Sr.	LB	101	55	46
2021	Tracy Walker	S	105	72	33

* NFL Leader; # NFC Leader

SACKS (SINCE 1973)

Year	Player	Pos	Sk	SKY
1973	Larry Hand	DT	11.0	-
1974	Ken Sanders	DE	6.5	-
1975	Larry Hand	DT	7.0	-
1976	Charlie Weaver	LB	7.0	-
1977	Ken Sanders	DE	9.0	-
1978	Al Baker	DE	23.0	206
1979	Al Baker	DE	16.0	137.5
1980	Al Baker	DE	18.0	136.5
1981	Dave Pureifory	DE	12.0	96
1982	Al Baker	DE	8.5	61
1983	William Gay	DT	13.5	103.5
1984	William Gay	DE	10.0	72
1985	Jimmy Williams	LB	7.5	55
1986	Keith Ferguson	DE	9.5	73
1987	Michael Cofer	LB	8.5	78
1988	Michael Cofer	LB	12.0	88
1989	Michael Cofer	LB	9.5	60

1990	Michael Cofer	LB	10.0	57
1991	Jeff Hunter	DE	6.0	60
1992	Tracy Scroggins	LB	7.5	41
1993	Robert Porcher	DE	8.5	53
1994	Broderick Thomas	LB	7.0	49.5
1995	Henry Thomas	DT	10.5	82
1996	Robert Porcher	DE	10.0	71
1997	Robert Porcher	DE	12.5	75.5
1998	Robert Porcher	DE	11.5	85.5
1999	Robert Porcher	DE	15.0	106.5
2000	Robert Porcher	DE	8.0	53
2001	Robert Porcher	DE	11.0	71
2002	Kalimba Edwards	DE	6.5	35
2003	James Hall	DE	4.5	24.5
2003	Robert Porcher	DE	4.5	23.5
2004	James Hall	DE	11.5	74.5
2005	Kalimba Edwards	DE	7.0	35
2006	Cory Redding	DT	8.0	49
2007	Shaun Rogers	DT	7.0	53
2008	Dwayne White	DE	6.5	44.5
2009	Cliff Avril	DE	5.5	37.5
2010	Ndamukong Suh	DT	10.0	47.5
2011	Cliff Avril	DE	11.0	92
2012	Cliff Avril	DE	9.5	61
2013	Ezekial Ansah	DE	8.0	72
2014	Ndamukong Suh	DT	8.5	54.5
2015	Ezekial Ansah	DE	14.5#	99.0
2016	Kerry Hyder	DE	8.0	44.0
2017	Ezekial Ansah	DE	12.0	75
2018	Romeo Okwara	DL	7.5	38.0
2019	Devon Kennard	LB	7.0	39.0
	Trey Flowers	DL	7.0	56.0
2020	Romeo Okwara	DL	10.0	79.0
2021	Charles Harris	DL	7.5	70.0

* NFL Leader; # NFC Leader





LIONS HISTORICAL TOP PERFORMANCES

Passing

300-YARD PASSING GAMES (SINCE 1934)

Date	Opp	Player	Yds	Cmp	Att
11/16/1947	Was	Clyde LeForce	317	-	-
11/5/1950	ChiB	Bobby Layne	374	23	45
12/3/1950	at BalC	Bobby Layne	341	16	27
9/30/1951	Was	Bobby Layne	310	20	26
10/21/1951	NYU	Bobby Layne	315	20	44
9/27/1953	Pit	Bobby Layne	364	16	34
11/20/1955	Chi	Bobby Layne	319	20	32
11/9/1963	at SF	Earl Morral	330	24	33
11/17/1963	LARm	Earl Morral	312	21	44
11/1/1964	LARm	Mit Plum	347	16	24
10/10/1971	GB	Greg Landry	302	18	29
11/14/1976	at NO	Greg Landry	310	27	38
12/9/1978	Min	Gary Danielson	352	26	33
10/5/1980	at Atl	Gary Danielson	348	23	36
12/14/1980	TB	Gary Danielson	360	29	44
10/19/1981	Chi	Eric Hipple	336	14	25
12/19/1982	Min	Gary Danielson	347	20	39
11/22/1984	GB	Gary Danielson	305	24	33
9/21/1986	TB	Eric Hipple	318	31	46
10/19/1986	at LARm	Eric Hipple	316	31	50
10/25/1987	GB	Chuck Long	362	33	47
9/17/1989	at NYG	Bob Gagliano	344	21	31
12/16/1990	Chi	Rodney Peete	316	18	27
9/27/1992	TB	Rodney Peete	323	20	31
11/15/1992	at Pit	Erik Kramer	304	20	37
11/24/1994	Buf	Dave Krieg	351	20	25
10/22/1995	at Was	Scott Mitchell	327	30	50
11/5/1995	at Atl	Scott Mitchell	321	23	50
11/23/1995	Min	Scott Mitchell	410	30	45
12/4/1995	Chi	Scott Mitchell	320	26	38
12/23/1995	at TB	Scott Mitchell	352	26	41
9/22/1996	Chi	Scott Mitchell	336	24	34
10/13/1996	at Oak	Scott Mitchell	343	31	50
9/7/1997	TB	Scott Mitchell	331	29	50
11/14/1999	at Ari	Gus Frerotte	375	24	39
11/25/1999	Chi	Gus Frerotte	309	29	42
10/14/2001	at Min	Charlie Batch	345	31	41
10/21/2001	Ten	Charlie Batch	338	25	42
11/8/2001	at Ari	Charlie Batch	436	36	62
12/30/2001	Chi	Ty Detmer	303	31	51
10/13/2002	at Min	Joey Harrington	309	25	41
12/19/2004	Min	Joey Harrington	361	25	44
1/2/2004	at Ten	Joey Harrington	346	33	49
10/24/2006	GB	Jon Kitna	342	25	40
11/5/2006	Atl	Jon Kitna	321	20	32
12/3/2006	at NE	Jon Kitna	314	22	38
12/31/2006	at Dal	Jon Kitna	306	28	42
9/23/2007	at Phi	Jon Kitna	446	29	46
11/18/2007	NYG	Jon Kitna	377	28	43
12/16/2007	at SD	Jon Kitna	302	26	45
11/22/2009	Cle	Matthew Stafford	422	26	43
9/19/2010	Phi	Shaun Hill	335	25	45
10/3/2010	at GB	Shaun Hill	331	34	54
11/14/2010	at Buf	Shaun Hill	323	29	50
9/11/2011	at TB	Matthew Stafford	305	24	33
9/25/2011	at Min	Matthew Stafford	378	32	46
11/13/2011	at Chi	Matthew Stafford	329	33	63
11/20/2011	Car	Matthew Stafford	335	28	36
12/4/2011	at NO	Matthew Stafford	408	31	44
12/18/2011	at Oak	Matthew Stafford	391	29	52
12/24/2011	SD	Matthew Stafford	373	29	36
1/1/2012	at GB	Matthew Stafford	520	36	59
9/9/2012	StL	Matthew Stafford	355	32	48
9/30/2012	Min	Matthew Stafford	319	30	51
10/14/2012	at Phi	Matthew Stafford	311	22	45

10/28/2012	Sea	Matthew Stafford	352	34	49
11/1/2012	at Min	Matthew Stafford	329	28	42
11/22/2012	Hou	Matthew Stafford	441	31	61
12/2/2012	Ind	Matthew Stafford	313	27	46
12/22/2012	Atl	Matthew Stafford	443	37	56
9/8/2013	Min	Matthew Stafford	357	28	43
9/22/2013	at Was	Matthew Stafford	385	28	43
10/20/2013	Cin	Matthew Stafford	357	28	51
10/27/2013	Dal	Matthew Stafford	488	33	48
11/17/2013	at Pit	Matthew Stafford	362	19	46
11/28/2013	GB	Matthew Stafford	330	22	35
9/8/2014	NYG	Matthew Stafford	346	22	32
10/26/2014	at Atl	Matthew Stafford	325	24	47
11/27/2014	CHI	Matthew Stafford	390	34	45
12/7/2014	TB	Matthew Stafford	311	26	34
10/18/2015	CHI	Matthew Stafford	405	27	42
11/26/2015	PHI	Matthew Stafford	337	27	38
12/28/2015	SF	Matthew Stafford	301	29	37
9/11/2016	at Ind	Matthew Stafford	340	31	39
9/25/2016	at GB	Matthew Stafford	385	28	41
12/4/16	at NO	Matthew Stafford	341	30	42
1/1/17	GB	Matthew Stafford	347	26	41
10/15/17	at NO	Matthew Stafford	312	25	52
10/29/17	Pit	Matthew Stafford	423	27	45
11/6/17	at GB	Matthew Stafford	361	26	33
12/10/17	at TB	Matthew Stafford	381	36	44
12/31/17	GB	Matthew Stafford	323	20	29
9/16/18	at SF	Matthew Stafford	347	34	53
9/30/18	at Dal	Matthew Stafford	307	24	30
10/28/18	vs Sea	Matthew Stafford	310	27	40
9/8/19	at Ari	Matthew Stafford	385	27	45
10/20/19	Min	Matthew Stafford	364	30	45
10/27/19	NYG	Matthew Stafford	342	25	32
11/3/19	at Oak	Matthew Stafford	406	26	41
10/25/20	at ATL	Matthew Stafford	340	25	36
11/1/20	IND	Matthew Stafford	336	24	42
12/6/20	at CHI	Matthew Stafford	402	27	42
9/12/21	SF	Jared Goff	338	38	57

MOST 300-YARD PASSING GAMES

Rank	Player	G	Years
1	Matthew Stafford	49	2009-20
2	Scott Mitchell	8	1994-98
3	Jon Kitna	7	2006-08
4	Bobby Layne	6	1950-58
5	Gary Danielson	5	1976-84
6t	Eric Hipple	3	1980-89
6t	Charlie Batch	3	1998-2001
6t	Joey Harrington	3	2002-05
6t	Shaun Hill	3	2010-13
10t	Earl Morral	2	1958-64





LIONS HISTORICAL TOP PERFORMANCES

10t	Greg Landry	2	1968-78
10t	Rodney Peete	2	1989-93
10t	Gus Frerotte	2	1999
14t	Clyde LeForce	1	1947-49
14t	Milt Plum	1	1962-67
14t	Chuck Long	1	1986-89, 91, 94
14t	Bob Gagliano	1	1989-90
14t	Erik Kramer	1	1991-93
14t	Dave Krieg	1	1994
14t	Ty Detmer	1	2001-03
14t	Jared Goff	1	2021

MOST 400-YARD PASSING GAMES

Rank	Player	G	Years
1	Matthew Stafford	10	2009-20
2t	Scott Mitchell	1	1994-98
2t	Charlie Batch	1	1998-01
2t	Jon Kitna	1	2006-08

MOST 500-YARD PASSING GAMES

Rank	Player	G	Years
1	Matthew Stafford	1	2009-20

Rushing

100-YARD RUSHING GAMES (SINCE 1934)

Date	Opp	Player	Yds	Att
10/28/1934	at Cin-StL	Dutch Clark	194	-
11/4/1934	Pit	Dutch Clark	110	-
11/4/1934	Pit	Ernie Caddel	132	-
11/1/1936	N.Y.	Ace Gutowsky	137	-
11/15/1936	N.Y.	Ernie Caddel	153	-
10/30/1938	at Chi	Bill Shepherd	152	-
10/8/1944	at Bkn	Frank Sinkwich	135	16
11/25/1948	ChiC	Camp Wilson	125	19
10/30/1949	at GB	Wally Triplett	109	9
9/24/1950	Pit	Bobby Layne	118	15
11/23/1950	NYV	Bob Hoernschemeyer	198	17
11/18/1951	at Phi	Bob Hoernschemeyer	118	14
11/9/1952	at Pit	Bob Hoernschemeyer	107	20
10/10/1954	LARm	Lew Carpenter	119	14
11/24/1955	GB	Lew Carpenter	120	20
10/21/1956	SF	Don McIlhenry	104	13
11/22/1956	GB	Gene Gedman	103	22
10/6/1957	at GB	John Henry Johnson	109	18
11/28/1957	GB	John Henry Johnson	105	8
11/26/1959	GB	Nick Pietrosante	134	17
10/30/1960	at LARm	Dan Lewis	128	14
11/20/1960	at Chi	Nick Pietrosante	106	20
12/11/1960	Dal	Nick Pietrosante	142	21
12/18/1960	Chi	Nick Pietrosante	104	15
10/8/1961	Chi	Nick Pietrosante	113	12
10/29/1961	at LARm	Nick Pietrosante	112	21
10/27/1963	Min	Tom Watkins	102	17
11/3/1963	at SF	Tom Watkins	107	21
11/25/1965	BalC	Amos Marsh	146	23
12/5/1965	at SF	Amos Marsh	109	25
9/24/1967	Cle	Tom Watkins	115	24
11/12/1967	at Min	Mel Farr	197	24
10/13/1968	at Chi	Mel Farr	138	18
10/20/1968	GB	Mel Farr	145	29
11/22/1970	SF	Mel Farr	117	16
11/26/1970	Oak	Mel Farr	104	20
11/7/1971	at Den	Steve Owens	109	16
11/14/1971	LARm	Altie Taylor	101	19
9/17/1972	NYG	Steve Owens	113	20
11/23/1972	NYJ	Altie Taylor	123	15
10/28/1973	GB	Altie Taylor	160	23
11/18/1973	at Chi	Altie Taylor	106	18
12/15/1973	at Mia	Steve Owens	113	27
10/10/1976	NE	Horace King	100	32
11/7/1976	at Min	Lawrence Gaines	116	22
11/25/1976	Buf	Dexter Bussey	137	27
9/25/1977	NO	Dexter Bussey	150	24
11/6/1977	SD	Rick Kane	105	24
9/24/1978	at Sea	Dexter Bussey	120	20
11/12/1978	TB	Horace King	104	12
10/28/1979	Buf	Dexter Bussey	139	26
9/7/1980	at LARm	Dexter Bussey	111	14
9/7/1980	at LARm	Billy Sims	153	22
9/14/1980	at GB	Billy Sims	134	20
9/28/1980	Min	Billy Sims	157	27

10/26/1980	at KC	Billy Sims	155	28
11/16/1980	BalC	Billy Sims	126	30
9/20/1981	at Min	Billy Sims	112	27
9/27/1981	Oak	Billy Sims	133	21
10/11/1981	at Den	Billy Sims	185	28
10/19/1981	Chi	Rick Kane	101	20
11/8/1981	at Was	Billy Sims	159	21
11/15/1981	Dal	Billy Sims	119	23
11/22/1981	at Chi	Billy Sims	117	22
12/12/1981	Min	Billy Sims	110	13
9/19/1982	at LARm	Billy Sims	119	25
11/25/1982	NYG	Billy Sims	114	26
12/12/1982	at GB	Billy Sims	109	29
11/13/1983	at Hou	Billy Sims	105	20
11/20/1983	at GB	Billy Sims	189	36
11/24/1983	Pit	Billy Sims	106	26
12/5/1983	Min	Billy Sims	137	23
9/9/1984	Atl	Billy Sims	140	20
9/30/1984	at SD	Billy Sims	119	14
10/14/1984	TB	Billy Sims	100	16
10/21/1984	at Min	Billy Sims	103	22
10/20/1985	SF	James Jones	116	30
10/27/1985	Mia	James Jones	114	36
12/15/1985	GB	James Jones	104	23
9/7/1986	at Min	James Jones	174	36
10/12/1986	at GB	Garry James	140	20
9/24/1989	Chi	Barry Sanders	126	18
10/29/1989	at GB	Barry Sanders	184	30
11/19/1989	at Cin	Barry Sanders	114	18
11/23/1989	Cle	Barry Sanders	145	28
12/10/1989	at Chi	Barry Sanders	120	26
12/17/1989	TB	Barry Sanders	104	21
12/24/1989	at Atl	Barry Sanders	158	20
11/4/1990	Was	Barry Sanders	104	11
11/22/1990	Den	Barry Sanders	147	23
12/10/1990	LARd	Barry Sanders	176	25
12/22/1990	at GB	Barry Sanders	133	19
9/15/1991	Mia	Barry Sanders	143	32
9/22/1991	at Ind	Barry Sanders	179	30
9/29/1991	TB	Barry Sanders	160	27
10/6/1991	Min	Barry Sanders	116	25
11/10/1991	at TB	Barry Sanders	118	23
11/24/1991	at Min	Barry Sanders	220	23
12/8/1991	NYJ	Barry Sanders	114	20
12/22/1991	at Buf	Barry Sanders	108	26
9/6/1992	at Chi	Barry Sanders	109	19
10/25/1992	at TB	Barry Sanders	122	21
11/8/1992	Dal	Barry Sanders	108	18
11/22/1992	at Cin	Barry Sanders	151	29
12/6/1992	at GB	Barry Sanders	114	16
12/20/1992	Chi	Barry Sanders	113	20
12/28/1992	at SF	Barry Sanders	104	19
9/12/1993	at NE	Barry Sanders	148	32
10/3/1993	at TB	Barry Sanders	130	22
10/17/1993	Sea	Barry Sanders	101	22
11/7/1993	TB	Barry Sanders	187	29
12/12/1993	at Pho	Derrick Moore	107	20
1/2/1994	GB	Eric Lynch	115	30
9/4/1994	Atl	Barry Sanders	120	27
9/19/1994	at Dal	Barry Sanders	194	40
9/25/1994	NE	Barry Sanders	131	18
10/2/1994	at TB	Barry Sanders	166	20
10/23/1994	Chi	Barry Sanders	167	23
10/30/1994	at NYG	Barry Sanders	146	26
11/13/1994	TB	Barry Sanders	237	26
12/4/1994	GB	Barry Sanders	188	20
12/10/1994	at NYJ	Barry Sanders	127	23
12/17/1994	Min	Barry Sanders	110	17
9/3/1995	at Pit	Barry Sanders	108	21
9/17/1995	Ari	Barry Sanders	147	24
10/8/1995	Cle	Barry Sanders	157	18
10/15/1995	at GB	Barry Sanders	124	18
10/29/1995	GB	Barry Sanders	167	22
11/19/1995	at Chi	Barry Sanders	120	24
11/23/1995	Min	Barry Sanders	138	24
9/1/1996	at Min	Barry Sanders	163	24
9/8/1996	TB	Barry Sanders	125	20
11/3/1996	at GB	Barry Sanders	152	20
11/17/1996	Sea	Barry Sanders	134	16





LIONS HISTORICAL TOP PERFORMANCES

11/24/1996	at Chi	Barry Sanders	107	21
12/8/1996	Min	Barry Sanders	134	20
12/23/1996	at SF	Barry Sanders	175	28
9/14/1997	at Chi	Barry Sanders	161	19
9/21/1997	at NO	Barry Sanders	113	18
9/28/1997	GB	Barry Sanders	139	28
10/5/1997	at Buf	Barry Sanders	107	25
10/12/1997	at TB	Barry Sanders	215	24
10/19/1997	NVG	Barry Sanders	105	24
11/2/1997	at GB	Barry Sanders	105	23
11/9/1997	at Was	Barry Sanders	105	15
11/16/1997	Min	Barry Sanders	108	19
11/23/1997	Ind	Barry Sanders	216	24
11/27/1997	Chi	Barry Sanders	167	19
12/7/1997	at Mia	Barry Sanders	137	30
12/14/1997	at Min	Barry Sanders	138	19
12/21/1997	NJ	Barry Sanders	184	23
9/13/1998	Cin	Barry Sanders	185	26
9/28/1998	TB	Barry Sanders	131	27
10/15/1998	GB	Barry Sanders	155	25
10/25/1998	Min	Barry Sanders	127	24
11/1/1998	Ari	Barry Sanders	107	27
11/8/1998	at Phi	Barry Sanders	140	20
11/15/1998	Chi	Barry Sanders	114	24
12/6/1998	at Jac	Barry Sanders	102	18
10/31/1999	TB	Greg Hill	123	16
10/1/2000	Min	James Stewart	123	20
10/19/2000	at TB	James Stewart	116	29
12/17/2000	at NYJ	James Stewart	164	37
10/14/2001	at Min	James Stewart	108	16
11/22/2001	GB	James Stewart	102	14
10/20/2002	Chi	James Stewart	172	32
11/10/2002	at GB	James Stewart	122	15
12/14/2003	at KC	Shawn Bryson	105	18
11/21/2004	at Min	Kevin Jones	100	19
12/5/2004	Ari	Kevin Jones	196	26
12/12/2004	at GB	Kevin Jones	156	33
12/26/2004	Chi	Kevin Jones	123	25
10/15/2006	Buf	Kevin Jones	127	23
11/5/2006	Atl	Kevin Jones	110	26
10/28/2007	Chi	Kevin Jones	105	23
12/23/2007	KC	T.J. Duckett	102	15
11/16/2008	at Car	Kevin Smith	112	24
12/21/2008	NO	Kevin Smith	111	24
9/27/2009	Was	Kevin Smith	101	16
12/20/2009	Ari	Maurice Morris	126	17
12/19/2010	at TB	Maurice Morris	109	15
10/10/2011	Chi	Jahvid Best	163	12
11/20/2011	Car	Kevin Smith	140	16
9/23/2012	at Ten	Mikel Leshoure	100	26
9/29/2013	Chi	Reggie Bush	139	18
11/10/2013	at Chi	Reggie Bush	105	14
11/28/2013	GB	Reggie Bush	117	20
9/23/2018	NE	Kerryon Johnson	101	16
10/21/2018	at Mia	Kerryon Johnson	158	19
9/29/2019	KC	Kerryon Johnson	125	26
10/18/2020	at JAX	D'Andre Swift	116	14
11/14/2021	at PIT	D'Andre Swift	130	33
11/21/2021	at CLE	D'Andre Swift	136	14
12/19/2021	ARI	Craig Reynolds	112	26

MOST 100-YARD RUSHING GAMES

Rank	Player	G	Years
1	Barry Sanders	76	1989-98
2	Billy Sims	23	1980-84
3t	James Stewart	7	2000-03
3t	Kevin Jones	7	2004-07
5	Nick Pietrosante	6	1959-65
6t	Mel Farr	5	1967-73
6t	Dexter Bussey	5	1974-84
8t	Altie Taylor	4	1969-76
8t	James Jones	4	1983-88
8t	Kevin Smith	4	2008-2012
11t	Bo. Hoernschemeyer	3	1950-55
11t	Steve Owens	3	1970-75
11t	Tom Watkins	3	1962-67
11t	Reggie Bush	3	2013-14
11t	Kerryon Johnson	3	2018-20
11t	D'Andre Swift	3	2020-
17t	Dutch Clark	2	1934-38

17t	Ernie Caddel	2	1934-38
17t	Lev Carpenter	2	1953-55
17t	John H. Johnson	2	1957-59
17t	Amos Marsh	2	1965-67
17t	Rick Kane	2	1977-83, 85
17t	Horace King	2	1975-83
17t	Maurice Morris	2	2009-11
25t	Ace Gutowsky	1	1934-38
25t	Bill Shepherd	1	1935-40
25t	Frank Sinkwich	1	1943-44
25t	Camp Wilson	1	1946-49
25t	Wally Triplett	1	1949-50
25t	Bobby Layne	1	1950-58
25t	Gene Gedman	1	1953, 56-58
25t	Dan Lewis	1	1958-64
25t	Don McIlhenny	1	1956
25t	Lawrence Gaines	1	1976-79
25t	Barry James	1	1986-88
25t	Eric Lynch	1	1992-96
25t	Derrick Moore	1	1993-94
25t	Greg Hill	1	1998
25t	Shawn Bryson	1	2003-06
25t	T.J. Duckett	1	2007
25t	Jahvid Best	1	2010-12
25t	Mikel Leshoure	1	2011-13
25t	Craig Reynolds	1	2021

MOST 200-YARD RUSHING GAMES

Rank	Player	G	Years
1	Barry Sanders	4	1989-98

Receiving

100-YARD RECEIVING GAMES (SINCE 1934)

Date	Opp	Player	Yds	Rec
11/26/1944	Cle	Dave Diehl	114	-
10/7/1945	GB	John Greene	123	-
11/11/1945	Chi	John Greene	120	-
11/27/1947	Chi	John Greene	106	-
12/7/1947	GB	Ralph Heywood	128	-
10/9/1948	Bos	John Greene	106	-
10/31/1948	GB	Joe Margucci	100	-
11/14/1948	Was	Bob Mann	147	-
11/23/1950	NVY	Cloyce Box	123	4
12/3/1950	at BalC	Cloyce Box	302	12
9/30/1951	Was	Bill Swiacki	121	10
12/7/1952	ChiB	Cloyce Box	172	5
12/13/1952	at Dal	Cloyce Box	202	7
9/27/1953	Pit	Cloyce Box	138	5
10/24/1954	at SF	Doak Walker	125	7
11/14/1954	SF	Doak Walker	119	2
11/13/1955	at Pit	Dave Middleton	102	5
10/6/1956	at Balc	Dorne Dibble	106	3
12/2/1956	Chi	Dave Middleton	146	7
10/20/1957	Bal	Howard Cassady	113	6
11/3/1957	at SF	Jim Doran	150	7
11/17/1957	SF	Jim Doran	137	6
10/5/1958	at GB	Jim Doran	133	4
10/12/1958	LARm	Jim Doran	102	4
11/26/1959	GB	James Gibbons	103	7
10/9/1960	SF	Gail Cogdill	115	8
10/8/1961	Chi	Terry Barr	101	5
10/29/1961	at LARm	Gail Cogdill	103	3
11/12/1961	at StL	Terry Barr	113	4
12/17/1961	Phi	Gail Cogdill	171	7
9/23/1962	SF	Gail Cogdill	147	4
9/30/1962	at BalC	Terry Barr	153	5
10/21/1962	at NVG	Gail Cogdill	106	3
12/2/1962	BalC	Gail Cogdill	137	6
12/9/1962	Min	Gail Cogdill	103	5
9/29/1963	Chi	Gail Cogdill	119	4
10/13/1963	at Dal	Gail Cogdill	150	4
10/27/1963	Min	Terry Barr	101	3
11/3/1963	at SF	Terry Barr	135	10
11/10/1963	at BalC	Terry Barr	101	7
11/17/1963	LARm	Gail Cogdill	107	5
11/17/1963	LARm	Terry Barr	100	6
11/24/1963	at Min	Terry Barr	119	7
12/8/1963	Cle	Terry Barr	118	4
9/13/1964	at SF	Terry Barr	108	3
9/13/1964	at SF	Gail Cogdill	116	6





LIONS HISTORICAL TOP PERFORMANCES

9/19/1964	at LARm	Terry Barr	109	7
10/4/1964	NYG	Terry Barr	118	3
11/1/1964	LARm	Gail Cogdill	165	7
11/22/1964	Min	Terry Barr	165	7
12/13/1964	SF	James Gibbons	161	4
9/19/1965	LARm	Terry Barr	133	7
10/17/1965	GB	Terry Barr	112	5
10/31/1965	at LARm	Terry Barr	103	3
10/9/1966	at LARm	Pat Studstill	142	6
10/16/1966	at BalC	Pat Studstill	141	6
10/23/1966	at SF	Pat Studstill	128	4
10/30/1966	GB	Pat Studstill	164	7
11/6/1966	at Chi	Pat Studstill	125	7
11/13/1966	at Min	Pat Studstill	116	9
10/1/1967	at StL	Pat Studstill	107	5
9/15/1968	at Dal	Earl McCullough	132	5
12/8/1968	at Atl	Bill Gambrell	105	4
12/15/1968	at Was	Charlie Sanders	133	10
11/16/1969	StL	Earl McCullough	117	5
10/8/1970	at Cle	Larry Walton	158	4
10/10/1971	GB	Larry Walton	103	5
10/17/1971	at Hou	Altie Taylor	122	4
9/17/1972	at NYG	John Hilton	120	3
10/8/1972	at Atl	Ron Jessie	102	3
10/22/1972	SD	Larry Walton	101	7
9/16/1973	at Pit	Ron Jessie	131	3
10/6/1974	at LARm	Ron Jessie	149	6
10/20/1974	at Min	Ron Jessie	116	10
10/27/1974	GB	Charlie Sanders	146	7
10/19/1975	at Min	Ray Jarvis	100	6
12/7/1975	Chi	Marlin Briscoe	119	5
10/31/1976	GB	Ray Jarvis	163	6
11/14/1976	at NO	Ray Jarvis	111	5
11/12/1978	TB	David Hill	106	7
11/11/1979	TB	Freddie Scott	148	9
9/20/1981	at Min	Freddie Scott	113	5
10/5/1980	at Atl	Freddie Scott	107	5
10/5/1980	at Atl	Leonard Thompson	129	3
12/14/1980	TB	Leonard Thompson	106	5
10/19/1981	Chi	Freddie Scott	110	3
10/19/1981	Chi	Leonard Thompson	118	3
11/8/1981	at Was	Freddie Scott	156	8
9/19/1982	at LARm	Billy Sims	103	5
12/19/1982	Min	Leonard Thompson	161	5
9/11/1983	Cle	Leonard Thompson	179	8
9/25/1983	at Min	Mark Nichols	100	5
10/21/1984	at Min	Mark Nichols	117	5
11/4/1984	Phi	Ken Jenkins	128	8
11/22/1984	GB	Mark Nichols	108	4
10/6/1985	at GB	Jeff Chadwick	112	7
10/27/1985	Mia	Leonard Thompson	133	6
11/28/1985	NYJ	Leonard Thompson	115	7
12/15/1985	GB	Carl Bland	109	7
12/22/1985	Chi	Pete Mandley	127	5
12/22/1985	Chi	Leonard Thompson	101	9
9/21/1986	TB	Jeff Chadwick	106	5
11/2/1986	Cin	Jeff Chadwick	100	6
11/16/1986	at Phi	Jeff Chadwick	139	5
11/27/1986	GB	Jeff Chadwick	121	6
9/20/1987	at LARd	Pete Mandley	110	7
10/2/1988	at SF	Pete Mandley	116	7
9/17/1989	at NYG	Richard Johnson	172	9
10/1/1989	Pit	Robert Clark	124	6
11/5/1989	at Hou	Robert Clark	141	6
12/3/1989	NO	Richard Johnson	248	8
12/17/1989	TB	Jason Phillips	115	10
12/24/1989	at Atl	Richard Johnson	135	7
9/9/1990	TB	Robert Clark	117	6
10/14/1990	at KC	Barry Sanders	135	5
10/28/1990	at NO	Robert Clark	127	6
9/8/1991	GB	Robert Clark	143	10
11/10/1991	at TB	Brett Perriman	127	6
9/6/1992	at Chi	Willie Green	114	5
9/27/1992	TB	Brett Perriman	117	9
10/15/1992	at Min	Brett Perriman	124	8
10/25/1992	at TB	Herman Moore	108	3
11/15/1992	at Pit	Willie Green	115	6
12/6/1992	at GB	Herman Moore	114	8
12/20/1992	Chi	Herman Moore	108	3

9/6/1993	Atl	Herman Moore	113	4
9/26/1993	Pho	Willie Green	102	3
10/24/1993	at LARm	Herman Moore	120	6
10/31/1993	at Min	Herman Moore	113	3
10/30/1994	at NYG	Herman Moore	106	9
11/6/1994	at GB	Herman Moore	151	8
11/20/1994	at Chi	Brett Perriman	120	6
11/24/1994	Buf	Herman Moore	169	7
9/5/1995	at Pit	Herman Moore	131	10
9/17/1995	Ari	Brett Perriman	114	7
9/25/1995	SF	Brett Perriman	115	9
10/8/1995	Cle	Herman Moore	125	9
10/22/1995	at Was	Herman Moore	102	10
10/22/1995	at Was	Brett Perriman	115	6
10/29/1995	GB	Herman Moore	147	6
11/5/1995	at Atl	Herman Moore	176	9
11/12/1995	TB	Herman Moore	104	9
11/12/1995	TB	Brett Perriman	125	10
11/19/1995	at Chi	Brett Perriman	142	12
11/23/1995	Min	Herman Moore	127	8
11/23/1995	Min	Johnnie Morton	102	7
11/23/1995	Min	Brett Perriman	153	12
12/4/1995	Cni	Herman Moore	183	14
12/10/1995	at Hou	Herman Moore	105	7
12/10/1995	at Hou	Brett Perriman	128	6
12/23/1995	at TB	Herman Moore	105	10
12/23/1995	at TB	Brett Perriman	135	5
9/1/1996	at Min	Herman Moore	157	12
9/22/1996	Chi	Johnnie Morton	174	7
9/29/1996	at TB	Herman Moore	104	9
10/6/1996	Atl	Herman Moore	107	3
10/13/1996	at Oak	Herman Moore	109	10
10/13/1996	at Oak	Johnnie Morton	109	8
11/26/1996	KC	Brett Perriman	131	8
12/15/1996	Min	Herman Moore	126	9
8/31/1997	Atl	Herman Moore	115	7
9/7/1997	TB	Johnnie Morton	102	4
9/7/1997	TB	Barry Sanders	102	8
9/21/1997	NO	Herman Moore	111	11
9/28/1997	GB	Herman Moore	105	6
10/5/1997	at Buf	Herman Moore	116	8
10/12/1997	at TB	Herman Moore	120	5
11/17/1997	Min	Herman Moore	130	10
11/23/1997	Chi	Johnnie Morton	120	7
12/7/1997	at Mia	Johnnie Morton	171	9
9/6/1998	at GB	Herman Moore	100	9
10/4/1998	at Chi	Johnnie Morton	138	2
11/1/1998	Ari	Johnnie Morton	115	7
11/15/1998	Chi	Johnnie Morton	109	5
11/26/1998	Pit	Herman Moore	149	8
12/6/1998	at Jax	Herman Moore	116	7
12/27/1998	at Bal	Herman Moore	120	10
9/12/1999	at Sea	Germane Crowell	141	7
9/19/1999	GB	Johnnie Morton	118	4
11/7/1999	StL	Germane Crowell	163	8
11/14/1999	at Ari	Germane Crowell	142	5
11/14/1999	at Ari	Johnnie Morton	110	4
11/21/1999	at GB	Germane Crowell	112	8
11/25/1999	Was	Germane Crowell	122	5
12/12/1999	at TB	Johnnie Morton	107	7
12/19/1999	at Chi	Johnnie Morton	100	8
1/2/2000	at Min	Johnnie Morton	128	10
1/2/2000	at Min	Germane Crowell	120	8
11/30/2000	at Min	Larry Foster	106	8
9/9/2001	at GB	Johnnie Morton	111	5
9/23/2001	at Cle	Johnnie Morton	100	6
10/14/2001	at Min	Germane Crowell	125	9
10/21/2001	Ten	Johnnie Morton	113	9
11/18/2001	at Ari	Johnnie Morton	153	7
11/10/2002	at GB	Az-Zahir Hakim	143	7
12/29/2002	Min	Bill Schroeder	132	6
9/26/2004	Phi	Roy Williams	135	9
11/7/2004	Was	Az-Zahir Hakim	120	7
12/19/2004	Min	Az-Zahir Hakim	108	4
12/19/2004	Min	Roy Williams	104	7
10/16/2005	Car	Marcus Pollard	105	3
11/6/2005	at Min	Scottie Vines	109	9
11/13/2005	Ari	Roy Williams	117	7
12/24/2005	at NO	Roy Williams	111	4





LIONS HISTORICAL TOP PERFORMANCES

9/24/2006	GB	Roy Williams	138	7
10/1/2006	at StL	Roy Williams	139	9
10/15/2006	Buf	Roy Williams	161	10
10/22/2006	at NYJ	Mike Furrey	109	9
11/5/2006	Atl	Roy Williams	138	6
11/23/2006	Mia	Roy Williams	126	6
12/3/2006	at NE	Mike Furrey	123	9
12/24/2006	Chi	Mike Furrey	107	10
12/31/2006	at Dal	Roy Williams	104	11
12/31/2006	at Dal	Mike Furrey	102	11
9/16/2007	Min	Roy Williams	111	7
9/23/2007	at Phi	Roy Williams	204	9
11/18/2007	NYG	Shaun McDonald	113	7
11/18/2007	NYG	Roy Williams	106	6
12/16/2007	at SD	Calvin Johnson	102	5
9/7/2008	at Atl	Calvin Johnson	107	7
9/14/2008	GB	Calvin Johnson	129	6
10/19/2008	at Hou	Calvin Johnson	154	2
12/14/2008	at Ind	Calvin Johnson	110	9
12/28/2008	at GB	Calvin Johnson	102	9
10/4/2009	at Chi	Calvin Johnson	133	8
11/22/2009	Cle	Calvin Johnson	161	7
11/22/2009	Cle	Kevin Smith	104	4
12/6/2009	at Cin	Calvin Johnson	123	6
9/19/2010	Phi	Jahvid Best	154	9
9/19/2010	Phi	Brandon Pettigrew	108	7
10/17/2010	at NYG	Calvin Johnson	146	5
10/31/2010	Was	Calvin Johnson	101	9
11/7/2010	NYJ	Nate Burleson	113	7
11/14/2010	at Buf	Calvin Johnson	128	10
12/19/2010	at TB	Calvin Johnson	152	10
9/25/2011	at Min	Calvin Johnson	108	7
9/25/2011	at Min	Brandon Pettigrew	112	11
10/10/2011	Chi	Calvin Johnson	130	5
10/16/2011	SF	Calvin Johnson	113	7
10/23/2011	Atl	Calvin Johnson	115	5
10/30/2011	at Den	Calvin Johnson	125	6
12/18/2011	at Oak	Calvin Johnson	214	9
12/24/2011	SD	Calvin Johnson	102	4
1/1/2012	at GB	Calvin Johnson	244	11
1/1/2012	at GB	Brandon Pettigrew	116	7
9/12/2012	StL	Calvin Johnson	111	6
9/23/2012	at Ten	Calvin Johnson	164	10
10/14/2012	at Phi	Calvin Johnson	135	6
10/28/2012	Sea	Titus Young	100	9
11/4/2012	at Jax	Calvin Johnson	129	7
11/11/2012	at Min	Calvin Johnson	207	12
11/18/2012	GB	Calvin Johnson	143	5
11/22/2012	HOU	Calvin Johnson	140	8
11/22/2012	HOU	Ryan Broyles	126	6
12/2/2012	IND	Calvin Johnson	171	13
12/9/2012	at GB	Calvin Johnson	118	10
12/16/2012	at ARI	Calvin Johnson	121	10
12/22/2012	ATL	Calvin Johnson	225	11
9/8/2013	MIN	Reggie Bush	101	4
9/15/2013	at ARI	Calvin Johnson	116	6
9/22/2013	at WAS	Calvin Johnson	115	7
9/22/2013	at WAS	Nate Burleson	116	6
10/20/2013	CIN	Calvin Johnson	155	9
10/27/2013	DAL	Calvin Johnson	329	14
11/17/2013	at PIT	Calvin Johnson	179	6
11/24/2013	TB	Calvin Johnson	115	7
11/28/2013	GB	Calvin Johnson	101	6
9/8/2014	NYG	Calvin Johnson	164	7
9/28/2014	at NYJ	Golden Tate	116	8
10/5/2014	BUF	Golden Tate	134	7
10/19/2014	NO	Golden Tate	154	10
10/26/2014	at ATL	Golden Tate	151	7
11/9/2014	MIA	Golden Tate	109	11
11/9/2014	MIA	Calvin Johnson	113	7
11/27/2014	CHI	Calvin Johnson	146	11
12/7/2014	TB	Calvin Johnson	158	8
12/21/2014	at CHI	Calvin Johnson	103	6
10/18/2015	CHI	Lance Moore	106	5
10/18/2015	CHI	Calvin Johnson	166	6
1/3/2016	at CHI	Calvin Johnson	137	10
9/18/2016	TEN	Marvin Jones Jr.	118	8
9/25/2016	at GB	Marvin Jones Jr.	205	6
10/16/2016	LAR	Golden Tate	165	8

12/4/2016	at NO	Golden Tate	145	8
12/18/2016	at NYG	Golden Tate	122	8
9/10/2017	ARI	Golden Tate	107	10
10/29/2017	PIT	Marvin Jones Jr.	128	6
11/6/2017	at GB	Golden Tate	113	7
11/6/2017	at GB	Marvin Jones Jr.	107	7
11/23/2017	MIN	Marvin Jones Jr.	109	6
12/31/2017	GB	Golden Tate	104	7
9/10/2018	NYJ	Kenny Golladay	114	7
9/16/2018	at SF	Golden Tate	109	7
9/30/2018	at DAL	Golden Tate	132	8
10/28/2018	SEA	Marvin Jones Jr.	117	7
11/18/2018	CAR	Kenny Golladay	113	8
12/16/2018	at BUF	Kenny Golladay	146	7
12/30/2018	at GB	Brandon Powell	103	6
9/8/2019	at ARI	T.J. Hockenson	131	6
9/8/2019	at ARI	Danny Amendola	104	7
9/15/2019	LAC	Kenny Golladay	117	8
9/22/2019	at PHI	Marvin Jones Jr.	101	6
10/14/2019	at GB	Kenny Golladay	121	5
10/20/2019	MIN	Danny Amendola	105	8
10/27/2019	NYG	Kenny Golladay	123	6
11/3/2019	at DAK	Marvin Jones Jr.	126	8
11/3/2019	at DAK	Kenny Golladay	132	4
11/28/2019	CHI	Kenny Golladay	158	4
12/15/2019	TB	Danny Amendola	102	8
10/18/2020	at JAX	Kenny Golladay	105	4
10/25/2020	at ATL	Kenny Golladay	114	6
11/1/2020	IND	Marvin Hall	113	4
12/6/2020	at CHI	Marvin Jones Jr.	116	8
12/20/2020	at TEN	Marvin Jones Jr.	112	10
1/3/2021	MIN	Marvin Jones Jr.	180	8
10/24/2021	at LAR	Kalif Raymond	115	6
1/2/2022	at Sea	Amon-Ra St. Brown	111	8
1/9/2022	GB	Amon-Ra St. Brown	109	8
1/9/2022	GB	Kalif Raymond	101	4

MOST 100-YARD RECEIVING GAMES

Rank	Player	G	Years
1	Calvin Johnson	46	2007-15
2	Herman Moore	34	1991-01
3	Johnnie Morton	18	1994-01
4	Terry Barr	16	1957-65
5t	Brett Perriman	13	1991-96
5t	Roy Williams	13	2004-08
5t	Golden Tate	13	2014-18
8	Gail Cogdill	12	1960-68
9	Marvin Jones Jr.	11	2016-20
10	Kenny Golladay	10	2017-
11	Leonard Thompson	8	1975-86
12t	Pat Studstill	7	1961-67
12t	Germaine Crowell	7	1998-02
14t	Cloyce Box	5	1949-50, 52-54
14t	Freddie Scott	5	1978-83
14t	Jeff Chladwick	5	1983-89
14t	Robert Clark	5	1989-91
16t	John Greene	4	1944-50
16t	Jim Doran	4	1951-59
16t	Ron Jessie	4	1971-74
16t	Mike Furrey	4	2006-08
22t	Ray Jarvis	3	1974-78
22t	Mark Nichols	3	1981-87
22t	Pete Mandley	3	1984-88
22t	Richard Johnson	3	1989-90
22t	Willie Green	3	1991-93
22t	Az-Zahir Hakim	3	2002-04, 06
22t	Danny Amendola	3	2019-
22t	Brandon Pettigrew	3	2009-15
30t	Doak Walker	2	1950-55
30t	Dave Middleton	2	1955-60
30t	James Gibbons	2	1958-68
30t	Earl McCullough	2	1968-73
30t	Charlie Sanders	2	1968-77
30t	Larry Walton	2	1969-76
30t	Barry Sanders	2	1989-98
30t	Nate Burleson	2	2010-13





LIONS HISTORICAL TOP PERFORMANCES

30t	Amon-Ra St. Brown	2	2021
30t	Kalif Raymond	2	2021
40t	Dave Diehl	1	1939-40, 44-45
40t	Ralph Heywood	1	1947
40t	Joe Margucci	1	1947-48
40t	Bob Mann	1	1948-49
40t	Dorne Dibble	1	1951, 53-57
40t	Bill Swiacki	1	1951-52
40t	Howard Cassady	1	1956-61, 63
40t	Bill Gambrell	1	1968
40t	Altie Taylor	1	1969-76
40t	John Hilton	1	1972-73
40t	Marlin Briscoe	1	1975-76
40t	David Hill	1	1976-82
40t	Billy Sims	1	1980-84
40t	Ken Jenkins	1	1983-84
40t	Carl Bland	1	1984-88
40t	Jason Phillips	1	1989-90
40t	Larry Foster	1	2000-02
40t	Bill Schroeder	1	2002-03
40t	Scottie Vines	1	2004-05
40t	Marcus Pollard	1	2005-06
40t	Shaun McDonald	1	2007-08
40t	Kevin Smith	1	2008-12
40t	Jahvid Best	1	2010-12
40t	Titus Young	1	2011-12
40t	Ryan Broyles	1	2012-14
40t	Reggie Bush	1	2014-15
40t	Lance Moore	1	2015
40t	Brandon Powell	1	2018
40t	T.J. Hockenson	1	2019-
40t	Marvin Hall	1	2019-20

MOST 200-YARD RECEIVING GAMES

Rank	Player	G	Years
1	Calvin Johnson	5	2007-15
2	Cloyce Box	2	1949-50, 52-54
3t	Richard Johnson	1	1989-90
3t	Roy Williams	1	2004-08
3t	Marvin Jones Jr.	1	2016-20

MOST 300-YARD RECEIVING GAMES

Rank	Player	G	Years
1t	Cloyce Box	1	1949-50, 52-54
1t	Calvin Johnson	1	2007-15

Total Touchdowns

3+-TOTAL TOUCHDOWN GAMES (SINCE 1934)

Date	Opp	Player	TD
10/22/1934	Bkn	Dutch Clark	3
11/4/1934	Pit	Ernie Caddel	3
9/20/1935	Phi	Ernie Caddel	3
9/19/1943	ChiC	Harry Hopp	3
11/26/1944	at LARm	Dave Diehl	3
12/3/1944	Bos	Elmer Hackney	3
11/19/1950	GB	Doak Walker	3
11/23/1950	NYV	Cloyce Box	3
12/3/1950	at BalC	Cloyce Box	4
11/27/1952	GB	Cloyce Box	3
12/7/1952	Chi	Cloyce Box	3
12/13/1952	Dal	Cloyce Box	3
11/3/1957	at SF	Jim Doran	3
10/12/1958	LARm	Gene Gedman	3
10/11/1959	BalC	Howard Cassady	3
10/30/1960	at LARm	Jim Ninowski	3
11/3/1963	at SF	Terry Barr	3
10/13/1968	at Chi	Mel Farr	3
12/8/1968	at Atl	Billy Gambrell	3
10/1/1972	at Chi	Greg Landry	3
12/9/1979	Min	Leonard Thompson	3
9/7/1980	at LARm	Billy Sims	3
10/9/1983	GB	James Jones	3
9/29/1984	Min	Leonard Thompson	3
11/28/1985	NYJ	Leonard Thompson	3
12/24/1989	at Atl	Barry Sanders	3
9/29/1991	TB	Barry Sanders	3
11/24/1991	at Min	Barry Sanders	4

10/8/1995	Cle	Barry Sanders	3
10/29/1995	GB	Herman Moore	3
10/12/1997	at TB	Barry Sanders	3
11/16/1997	Min	Tommy Vardell	3
11/27/1997	Chi	Barry Sanders	3
9/13/1998	Cin	Barry Sanders	3
11/15/1998	Chi	Tommy Vardell	3
10/19/2000	at TB	James Stewart	3
11/13/2005	Ari	Roy Williams	3
9/19/2010	Phi	Jahvid Best	3
10/31/2010	Was	Calvin Johnson	3
11/20/2011	Car	Kevin Smith	3
11/4/2012	at JaX	Mikel Leshoure	3
10/13/2013	at Cle	Joseph Fauria	3
11/26/2015	Phi	Calvin Johnson	3
10/20/2019	Min	Marvin Jones Jr.	4

MOST 3+-TOTAL TOUCHDOWN GAMES

Rank	Player	G	Years
1	Barry Sanders	7	1989-98
2	Cloyce Box	5	1949-50, 52-54
3	Leonard Thompson	3	1975-86
4t	Billy Sims	2	1980-84
4t	Calvin Johnson	2	2007-15
4t	Ernie Caddel	2	1934-38
4t	Tommy Vardell	2	1937-98
8t	Billy Gambrell	1	1968
8t	Dave Diehl	1	1939-40, 44-45
8t	Doak Walker	1	1950-55
8t	Dutch Clark	1	1934-38
8t	Elmer Hackney	1	1942-46
8t	Gene Gedman	1	1953, 56-58
8t	Greg Landry	1	1968-78
8t	Harry Hopp	1	1940-43
8t	Herman Moore	1	1991-2001
8t	Howard Cassady	1	1956-61, 63
8t	Jahvid Best	1	2010-12
8t	James Jones	1	1983-88
8t	James Stewart	1	2000-02
8t	Jim Doran	1	1951-59
8t	Jim Ninowski	1	1960-61
8t	Joseph Fauria	1	2013-14
8t	Kevin Smith	1	2008-12
8t	Mel Farr	1	1967-73
8t	Mikel Leshoure	1	2011-13
8t	Roy Williams	1	2004-08
8t	Terry Barr	1	1957-65
8t	Marvin Jones Jr.	1	2016-20

MOST 4+-TOTAL TOUCHDOWN GAMES

Rank	Player	G	Years
1t	Cloyce Box	1	1949-50, 52-54
1t	Barry Sanders	1	1989-98
1t	Marvin Jones Jr.	1	2016-20

Sacks

2+-SACK GAMES (SINCE 1982)

Date	Opp	Player	Sk
9/12/1982	Chi	Al Baker	2.0
12/12/1982	GB	Al Baker	2.5
12/12/1982	GB	Doug English	2.5
12/12/1982	GB	Joe Ehrmann	2.0
12/19/1982	Min	Al Baker	2.0
9/4/1983	TB	Bill Gay	5.5
9/18/1983	Atl	Doug English	2.0
10/9/1983	GB	Doug English	2.0
12/5/1983	Min	Doug English	2.0
9/16/1984	TB	Doug English	2.0
10/21/1984	Min	Michael Cofer	2.5
11/11/1984	Was	Bill Gay	2.0
11/11/1984	Was	Curtis Green	2.0
11/18/1984	Chi	Bill Gay	2.0
9/6/1985	Atl	Angelo King	2.0
9/15/1985	Dal	Jimmy Williams	2.0
11/17/1985	Min	Bill Gay	2.0
11/24/1985	TB	Curtis Green	3.0
11/24/1985	TB	Jimmy Williams	2.0
11/28/1985	NYJ	Bill Gay	3.0
11/16/1986	Phi	Keith Ferguson	4.0
11/16/1986	Phi	Bill Gay	2.5
11/16/1986	Phi	Eric Williams	2.0





LIONS HISTORICAL TOP PERFORMANCES

11/23/1986	TB	Michael Cofer	2.5
11/8/1987	Dal	Michael Cofer	2.0
11/22/1987	Chi	Michael Cofer	3.5
11/22/1987	Chi	Keith Ferguson	3.0
10/2/1988	SF	Michael Cofer	2.0
10/16/1988	NYG	Keith Ferguson	2.0
10/23/1988	KC	Keith Ferguson	2.0
10/23/1988	KC	Eric Williams	2.0
11/20/1988	GB	Michael Cofer	2.0
12/4/1988	GB	George Jamison	2.0
12/18/1988	TB	George Jamison	2.0
10/1/1989	Pit	Eric Williams	3.0
10/1/1989	Pit	Michael Cofer	2.0
10/15/1989	TB	Michael Cofer	2.0
10/22/1989	Min	Jerry Ball	2.0
11/12/1989	GB	Jerry Ball	2.0
12/10/1989	Chi	Jerry Ball	2.0
9/30/1990	GB	Tracy Hayworth	2.0
11/4/1990	Was	Keith Ferguson	2.0
11/11/1990	Min	Michael Cofer	2.0
12/16/1990	Chi	Michael Cofer	2.0
9/22/1991	Ind	Jeff Hunter	2.0
11/15/1992	Pit	Marc Spindler	2.0
11/22/1992	Cin	Kelvin Pritchett	2.0
11/26/1992	Hou	Tracy Scroggins	2.0
9/5/1993	Atl	Dan Owens	2.0
10/3/1993	TB	Tracy Scroggins	2.0
12/12/1993	Pho	Robert Porcher	2.0
12/12/1993	Pho	Kelvin Pritchett	2.0
9/11/1994	Min	Broderick Thomas	2.0
10/23/1994	Chi	Robert Porcher	2.0
11/24/1994	Buf	Kelvin Pritchett	3.0
9/17/1995	Ari	Tracy Scroggins	3.0
9/17/1995	Ari	Robert Porcher	2.0
11/23/1995	Min	Antonio London	3.0
9/1/1996	Min	Henry Thomas	2.0
10/6/1996	Atl	Robert Porcher	2.0
11/3/1996	GB	Luther Elliss	2.0
9/14/1997	Chi	Reggie Brown	2.0
11/23/1997	Ind	Robert Porcher	3.5
11/23/1997	Ind	Tracy Scroggins	3.0
11/27/1997	Chi	Tracy Scroggins	2.0
10/25/1998	Min	Tracy Scroggins	2.5
11/8/1998	Phi	Robert Porcher	2.0
11/15/1998	Chi	Robert Porcher	2.0
11/26/1998	Pit	Allen Aldridge	2.0
12/20/1998	Atl	Robert Porcher	2.5
9/12/1999	Sea	Robert Porcher	3.0
10/31/1999	TB	Tracy Scroggins	2.0
12/5/1999	Was	Tracy Scroggins	2.0
12/12/1999	TB	Robert Porcher	3.0
1/2/2000	Min	Tracy Scroggins	2.0
9/3/2000	NO	Kelvin Pritchett	2.0
9/3/2000	NO	Tracy Scroggins	2.0
11/12/2000	Atl	Robert Porcher	2.0
11/19/2000	NYG	Robert Porcher	3.0
9/23/2001	Cle	Robert Porcher	2.0
10/14/2001	Min	Chris Claiborne	2.0
10/14/2001	Min	Robert Porcher	2.0
11/4/2001	SF	Robert Porcher	2.0
12/9/2001	TB	James Hall	3.5
12/16/2001	Min	Robert Porcher	2.0
11/3/2002	Dal	Donte' Curry	2.0
11/3/2002	Dal	Robert Porcher	2.0

12/8/2002	Ari	Kalimba Edwards	2.0
11/23/2003	Min	Robert Porcher	2.0
11/27/2003	GB	Robert Porcher	2.0
9/19/2004	Hou	James Hall	2.5
10/10/2004	Atl	Shaun Rogers	2.0
10/24/2004	NYG	Kalimba Edwards	2.0
11/21/2004	Min	James Hall	2.0
12/19/2004	Min	James Hall	2.0
10/2/2005	TB	Kalimba Edwards	2.0
10/23/2005	Cle	Jared DeVries	2.0
10/23/2005	Cle	Dan Wilkinson	2.0
11/6/2005	Min	Kalimba Edwards	2.0
9/10/2006	Sea	Shaun Rogers	2.0
10/15/2006	Buf	James Hall	3.0
11/12/2006	SF	Cory Redding	2.0
9/9/2007	Oak	Kalimba Edwards	2.0
9/30/2007	Chi	Jared DeVries	3.0
10/21/2007	TB	Dewayne White	3.0
11/4/2007	Den	Shaun Rogers	2.5
12/23/2007	KC	Shaun Rogers	2.0
10/18/2009	GB	Julian Peterson	2.5
10/31/2010	Was	Cliff Avril	2.0
10/31/2010	Was	Ndamukong Suh	2.0
10/31/2010	Was	Kyle Vanden Bosch	2.0
12/5/2010	Chi	Cliff Avril	3.0
12/12/2010	GB	Turk McBride	2.0
10/30/2011	Den	Cliff Avril	2.0
10/30/2011	Den	Lawrence Jackson	2.0
12/11/2011	Min	Cliff Avril	2.0
12/18/2011	Oak	Cliff Avril	2.0
10/14/2012	Phi	Cliff Avril	2.0
11/18/2012	GB	Nick Fairley	2.0
11/22/2012	Hou	Cliff Avril	2.0
9/22/2013	Was	Ezekial Ansah	2.0
9/29/2013	Chi	Ndamukong Suh	2.0
11/24/2013	TB	Ezekial Ansah	2.0
11/28/2013	GB	Ezekial Ansah	2.0
9/14/2014	Car	C.J. Mosley	2.0
10/12/2014	Min	Ezekial Ansah	2.5
10/12/2014	Min	Ndamukong Suh	2.0
12/7/2014	TB	DeAndre Levy	2.0
12/21/2014	Chi	Ndamukong Suh	2.0
10/5/2015	Sea	Ezekial Ansah	2.0
11/26/2015	Phi	Ezekial Ansah	3.5
12/3/2015	GB	Devin Taylor	2.0
9/1/2016	at Ind	Kerry Hyder	2.0
11/6/2016	at Min	Kerry Hyder	2.0
9/18/2017	at NYG	Ezekial Ansah	3.0
10/1/2017	at Min	Anthony Zettel	2.0
11/12/2017	Cle	Cornelius Washington	2.0
12/24/2017	at Cin	Ezekial Ansah	3.0
12/31/2017	GB	Ezekial Ansah	3.0
9/16/2018	at SF	Jarrad Davis	2.0
9/16/2018	at SF	Devon Kennard	2.0
9/23/2018	NE	Eli Harold	2.0
10/7/2018	GB	Romeo Okwara	2.0
10/21/2018	at MIA	Ricky Jean Francois	2.0
9/8/2019	at ARI	Devon Kennard	3.0
10/27/2019	NYG	Trey Flowers	2.0
10/25/2020	at ATL	Romeo Okwara	2.0
12/5/2021	MIN	Charles Harris	2.0
1/9/2022	GB	Julian Okwara	2.0



THE LAST TIME

RUSHING

100-149 Yds

Lions.....C. Reynolds, 112 vs. Ari 12/19/21

Opp.....M. Gordon, 111 at Den 12/12/21

150-199 Yds

Lions.....K. Johnson, 158 at Mia 10/21/18

Opp.....R. Penny, 170 at Sea 1/2/22

200+ Yds

Lions.....B. Sanders, 216 vs. Ind 11/23/97

Opp.....D. Cook, 206 at Min 11/8/20

Two 100+yd rushers

Lions.....B. Sims, 153 and D. Bussey, 111 at LaRm 9/7/80

Opp.....R. Grant, 106 and D. Wynn, 106 at GB 12/28/08

Run of 50-74 Yds

Lions.....D. Swift, 57t at Cle 11/21/21

Opp.....D. Cook, 70t at Min 11/8/20

Run of 75+ Yds

Lions.....J. Best, 88t vs. Chi 10/10/11

Opp.....A. Jones, 75t at GB 9/20/20

Three Rushing TDs

Lions.....M. Leshoure, at Jax 11/4/12

Opp.....B. Wells, at Ari 12/16/12

Four Rushing TDs

Lions.....B. Sanders, at Min 11/24/91

Opp.....Has Never Happened

30-39 Attempts

Lions.....D. Swift, 33 at Pit 11/14/21

Opp.....C. Benson, 36 at Cin 12/6/09

40+ Attempts

Lions.....B. Sanders, 40 at Dal 9/19/94 (OT)

Opp.....Has Never Happened

200-299 Yds Team Rushing

Lions.....229, at Pit 11/14/21

Opp.....265, vs. Sea 1/2/22

300+ Yds Team Rushing

Lions.....330, at LaRm 9/7/80

Opp.....308, at Bal 12/13/09

40+ Team Rushing Attempts

Lions.....43, vs. GB 11/23/13

Opp.....41, at Sea 1/2/22

100+ Yds in One Quarter

Lions.....J. Best, 100 at Chi 10/10/11

Opp.....L. McCoy, 148 at Phi 12/8/13

100+ Yds in One Half

Lions.....D. Swift, 125 at Cle 11/21/21

Opp.....R. Penny, 144 at Sea 1/2/22

Back-to-Back 100+yd games

Lions.....B. Sanders, 140 at Phi 11/8/98 and 114 vs. Chi 11/15/98

Opp.....N. Harris, 105 at Pit 11/14/21 and N. Chubb, 130 at Cle 11/21/21

Back-to-Back 150+yd games

Lions.....K. Jones, 196 vs. Ari 12/5/04 and 156 at GB 12/12/04

Opp.....F. Taylor, 183 at Jax 12/6/98 and G. Hearst, 198 at SF 12/14/98

Three-straight 100+yd games

Lions.....B. Sanders, 107 at Ari 11/1/98, 140 at Phi 11/8/98 and 114 vs. Chi 11/15/98

Opp.....M. Forte, 116 vs. Chi 10/10/11, F. Gore, 121 vs. SF 10/16/11 and M. Turner, 122 vs. Atl 10/23/11

Four-straight 100+yd games

Lions.....B. Sanders, 127 vs. Min 10/25/98, 107 at Ari 11/1/98, 140 at Phi 11/8/98 and 114 vs. Chi 11/15/98

Opp.....F. Taylor, 183 at Jax 12/6/98, G. Hearst, 198 at SF 12/14/98, J. Anderson, 147 vs. Atl 12/12/98 and P. Holmes, 132 at Bal 12/27/98

RECEIVING

100-149 Yds

Lions.....A. St. Brown, 109 and K. Raymond, 101 vs. GB 1/9/22

Opp.....K. Pitts, 102 at Atl 12/26/21

150-199 Yds

Lions.....M. Jones Jr., 180 vs. Min 1/3/21

Opp.....J. Jefferson, 182 vs. Min 12/5/21

200-299 Yds

Lions.....M. Jones Jr., 205 at GB 9/25/16

Opp.....S. Rice, 201 at Min 11/15/09

300+ Yds

Lions.....C. Johnson, 329 vs. Dal 10/27/13

Opp.....J. Benton, 303 vs. Cle 11/22/45

Two 100+yd receivers

Lions.....A. St. Brown, 109 and K. Raymond, 101 vs. GB 1/9/22

Opp.....C. Godwin, 121 and B. Perriman, 113 vs. TB 12/15/19

Three 100+yd receivers

Lions.....B. Perriman, 153; H. Moore, 127 and J. Morton, 102 vs. Min 11/23/95

Opp.....A. Monk, 168; R. Sanders, 132 and G. Clark, 132 vs. Was 11/4/1990 (OT)

100+ Yds in One Quarter

Lions.....K. Golladay, 104 vs. Chi 11/28/19

Opp.....A. Brown, 105 at Pit 11/17/13

100+ Yds in One Half

Lions.....M. Jones Jr., 107 vs. Min 1/3/21

Opp.....J. Jefferson, 104 at Min 10/10/21

Back-to-Back 100+yd games

Lions.....A. St. Brown, 111 at Sea 1/2/22 and 109 vs. GB 1/9/22

Opp.....D. Mooney, 123 vs. Chi 11/25/21 and J. Jefferson, 182 vs. Min 12/5/21

Back-to-Back 150+yd games

Lions.....G. Tate, 154 vs. NO 10/19/14 and 151 at Atl 10/26/14

Opp.....S. Largent, 261 vs. Sea 10/18/87 and W. Stanley, 150 vs. GB 10/25/87

Three-straight 100+yd games

Lions.....G. Tate, 154 vs NO 10/19/14, 151 at Atl 10/26/14 and 109 vs. Mia 11/9/14

Opp.....M. Andrews, 109 vs. Bal 9/26/21, D. Mooney, 125 at Chi 10/3/21 and J. Jefferson, 124 at Min 10/10/21

Four-straight 100+yd games

Lions.....C. Johnson, 171 vs. Ind 12/2/12, 118 at GB 12/9/12, 121 at Ari 12/16/12 and 225 vs. Atl 12/22/12

Opp.....D. Adams, 121 at GB 9/20/21, M. Andrews, 109 vs. Bal 9/26/21, D. Mooney, 125 at Chi 10/3/21 and J. Jefferson, 124 at Min 10/10/21



50-74 yd Reception

Lions.....D. Swift, 63t at LAR 10/24/21

Opp.....J. Deguara, 62t vs. GB 1/9/22

75+ yd Reception

Lions.....K. Raymond, 75t vs. GB 1/9/22

Opp.....D. Samuel, 79t vs. SF 9/12/21

10+ Receptions

Lions.....A. St. Brown, 10 vs. Min 12/5/21

Opp.....J. Jefferson, 11 vs. Min 12/5/21

Three TD Receptions

Lions.....C. Johnson, vs. Phi 11/26/15

Opp.....D. Metcalf, at Sea 1/2/22

Four TD Receptions

Lions.....M. Jones Jr., vs. Min 10/20/19

Opp.....P. Warfield, at Mia 12/15/73

PASSING

40-49 Attempts

Lions.....J. Goff, 41 vs. Min 12/5/21

Opp.....K. Murray, 41 vs. Ari 12/19/21

50-59 Attempts

Lions.....J. Goff, 57 vs. SF 9/12/21

Opp.....M. Rudolph, 50 at Pit 11/14/21

60+ Attempts

Lions.....M. Stafford, 61 vs. Hou 11/22/12

Opp.....A. Rodgers, 61 at GB 11/15/15

30-39 Completions

Lions.....J. Goff, 38 vs. SF 9/12/21

Opp.....K. Cousins, 30 vs. Min 12/5/21

40+ Completions

Lions.....Has Never Happened

Opp.....Has Never Happened

300-399 Yds

Lions.....J. Goff, 338 vs. SF 9/12/21

Opp.....K. Cousins, 340 vs. Min 12/5/21

Back-to-back 300+yd games

Lions.....M. Stafford, 340 at Atl 10/25/20 and 336 vs. Ind 11/1/20

Opp.....A. Dalton, 317 vs. Chi 11/25/21 and K. Cousins, 340 vs. Min 12/5/21

400-499 Yds

Lions.....M. Stafford, 402 at Chi 12/6/20

Opp.....K. Cousins, 405 vs. Min 1/3/21

500+ Yds

Lions.....M. Stafford, 520 at GB 1/1/12

Opp.....Has Never Happened

Three TD Passes

Lions.....J. Goff vs. Ari 12/19/21

Opp.....M. Stafford at LAR 10/24/21

Four TD Passes

Lions.....M. Stafford, vs. Min 10/20/19

Opp.....R. Wilson, at Sea 1/2/22

Five+ TD Passes

Lions.....M. Stafford, 5 vs. Phi 11/26/15

Opp.....M. Flynn, 6 at GB 1/1/12

Five Interceptions

Lions.....M. Stafford, at Sea 11/8/09

Opp.....T. Kramer, vs. Min 9/28/80

Six Interceptions

Lions.....B. Layne, at Cle 12/26/54 (NFL Championship)

Opp.....J. Zorn, at Sea 10/24/76

Seven+ Interceptions

Lions.....T. Detmer, 7 at Cle 9/23/01

Opp.....Never Happened

TD off a Halfback Pass

Lions.....J. Jones to G. Danielson, 22t vs. Phi 11/4/84

Opp.....D. Bryant to J. Witten, 10t at Dal 12/26/16

TD off Flea Flicker

Lions.....M. Stafford to K. Golladay (handoff to J. McKissic), 41 vs. NYG 10/27/19

Opp.....D. Watson to W. Fuller V (handoff to D. Johnson), 34 vs. Hou 11/26/20

COMBINED YARDS AND TOUCHDOWNS

100+yd Rusher, 100+yd Receiver

Lions.....D. Swift, 116 (rush) and K. Golladay, 105 (rec) at Jax 10/18/20

Opp.....A. Mattison, 113 (rush) and J. Jefferson, 124 (rec) at Min 10/10/21

Single 100+yd Rusher, 100+yd Receiver

Lions.....B. Sims, 119 (rush) and 103 (rec) at LAR 9/19/82

Opp.....B. Westbrook, 110 (rush) and 111 (rec) at Phi 9/23/07

Led Team in Both Rushing and Receiving Yards

Lions.....T. Riddick, 13 (rush) and 70 (rec) vs. Jax 11/20/16

Opp.....A. Jones, 168 (rush) and 68 (rec) at GB 9/20/20

300+yard Passer, 100+yd Rusher, 100+yd Receiver

Lions.....M. Stafford 330 (pass), R. Bush 117 (rush), C. Johnson 101 (rec) vs. GB 11/28/13

Opp.....J. Garoppolo 314 (pass), E. Mitchell 104 (rush), D. Samuel 189 (rec) vs. SF 9/12/21

3+ Total Touchdowns

Lions.....J. Goff (3 pass), vs. Ari 12/19/21

Opp.....R. Wilson (3 pass) and D. Metcalf (4 rec), at Sea 1/2/22

DEFENSE

Shutout

Lions.....at GB 12/30/18

Opp.....at Car 11/22/20

Safety

Lions.....R. Okwara sack R. Tannehill in the end zone, at Ten 12/20/20

Opp.....M. Stafford intentional grounding in the end zone, at GB 12/28/14

Fumble Recovered In End Zone for TD

Lions.....S. Tulloch, vs. Min 12/11/11 (Vikings QB C. Ponder fumble)

Opp.....K. Vaccaro, at NO 10/15/17 (Lions QB M. Stafford fumble)

Fumble Return TD

Lions.....D. Kennard, 13 vs. NYG 10/27/19

Opp.....D. Slay, 33 vs. Phi 10/31/21

Interception Return TD

Lions.....D. Slay, 67 at Ari 12/9/18

Opp.....D. Greenlaw, 39 vs. SF 9/12/21



70+ yd Interception Return

LionsJ. Theidigbo, 70 vs Mia 11/9/14
OppS. Murphy-Bunting, 70t vs. TB 12/15/19

Two Interceptions

LionsD. Slay, vs. Chi 12/16/17
OppD. Reed, at Sea 1/2/22

Three Interceptions

LionsK. Shultz, at Chi 9/24/00
OppB. Williams, at Min 11/23/03

Four Interceptions

LionsD. Doll, vs. ChiC 10/23/49
OppB. Dillon, vs. GB 11/26/53

Three Sacks

LionsD. Kennard, 3.0 at Ari 9/8/19
OppD. Hunter, 3.0 at Min 12/8/19

Four Sacks

LionsK. Ferguson, 4.0 at Phi 11/16/86
OppK. Williams, 4.0 at Min 10/12/08

Five+ Sacks

LionsW. Gay, 5.5 at TB 9/4/83
OppHas Never Happened

Five+ Sacks by Team

Lions5, at Chi 11/10/19
Opp6, vs. Phi 10/31/21

Less than 25 rushing yards

Lions14, vs. Jax 11/20/16
Opp13, at Chi 11/27/14

Less than 50 rushing yards

Lions36, vs. Cin 10/17/21
Opp47, at Atl 12/26/21

Less than 50 net passing yards

Lions35, at GB 12/12/04
Opp43, at Min 12/14/97

Less than 100 net passing yards

Lions77, at Cle 11/21/21
Opp97, at Ari 12/16/12

Less than 150 yards net offense

Lions149, at GB 10/18/09
Opp126, vs. GB 11/28/13

Forced four turnovers

Lionsat GB 12/31/17
Oppat Was 11/24/19

Forced five+ turnovers

Lions6, vs. Min 12/11/11
Opp5, at Was 11/24/19

SPECIAL TEAMS

Four Field Goals

LionsA. Seibert, at LAR 10/24/21
OppJ. Tucker, vs. Bal 9/26/21

Five Field Goals

LionsM. Prater, at GB 10/14/19
OppM. Walsh, vs. Min 10/25/15

Six Field Goals

LionsJ. Hanson, vs. Min 10/17/99
OppJ. Tucker, vs. Bal 12/16/13

50-59 yd Field Goal

LionsA. Seibert, 52 at Min 10/10/21
OppJ. Myers, 51 at Sea 1/2/22

60+ Yd Field Goal

LionsHas Never Happened
OppJ. Tucker, 66 vs. Bal 9/26/21

Kicked Game-Winning FG (4th quarter/OT)

LionsM. Prater, 59 Yds vs. Was 11/15/20
OppG. Joseph, 54 Yds at Min 10/10/21

Blocked Field Goal

LionsJ. Ledbetter (K. Forbath kick), vs. Min 11/23/17
OppM. Jenkins (M. Prater kick), at Phi 9/22/19

Blocked FG Return TD

LionsS. Rogers block (P. Edinger kick), B. Walker 92t at Chi 9/12/04
OppH. Ford block (J. Hanson kick), D. Mitchell 69t vs. Ten 10/21/01

TD off Fake FG

LionsM. Prater to L. Toilolo, 8t at GB 12/30/18
OppJ. Brown to D. Fells, 36t vs. StL 11/1/09

Missed PAT (not blocked)

LionsR. Santoso, at Pit 11/14/21
OppM. Crosby, vs. GB 1/9/22

Blocked PAT

LionsL. Onwuzurike (C. McLaughlin kick), at Cle 11/21/21
OppS. Marks (M. Prater kick), vs. Jax 11/20/16

Punted 10+ times

LionsJ. Fox, 10 at Pit 11/14/21
OppF. Filipovic, 10 vs. Dal 11/3/02

15+ Punts Combined

LionsJ. Fox, 10-464 (46.4) at Pit 11/14/21
OppP. Harvin, 6-280 (46.7) at Pit 11/14/21

60-69 yd Punt

LionsJ. Fox, 67 vs. GB 1/9/22
OppP. Harvin, 61 at Pit 11/14/21

70+ yd Punt

LionsJ. Fox, 70 vs. Chi 11/25/21
OppJ. Ryan, 70 at Sea 10/5/15

Zero Punts

Lionsat GB 11/6/17
Oppvs. GB 10/7/18

Blocked Punt

LionsA. Bryant & R. Okwara (B. Colquitt punt) at Min 11/8/20
OppD. Gorrer (S. Martin punt), vs. TB 11/24/13

Blocked Punt Return TD

LionsB. Blades (P. McJulien punt), 7t vs. GB 11/1/92
OppT. Jacobs block (N. Harris punt), W. Harris 13t vs. Was 11/7/04



Successful Fake Punt

Lions.....J. Fox pass to K. Hodge for 21 yards, at Atl 12/26/21
Opp.....D.Carrier rush for 27 yards, at Oak 11/3/198

Failed Fake Punt

Lions.....J. Fox pass to G. Igwebuike incomplete, vs. GB 1/9/22
Opp.....M. Dodge fumbles at NYG 10/17/10

Punt Return TD

Lions.....J. Agnew, 74t vs. TB 12/26/20
Opp.....A. Roberts, 78t vs NVJ 9/10/18

Punt Return 50-69 Yds

Lions.....J. Agnew, 64t at Den 12/22/19
Opp.....M. Hyde, 55 at GB 12/28/14

Punt Return 70-89 Yds

Lions.....J. Agnew, 74t vs. TB 12/26/20
Opp.....A. Roberts, 78t vs NVJ 9/10/18

Punt Return 90+ Yds

Lions.....D. Howard, 95t at NO 9/3/00
Opp.....B. McCann, 97t at Dal 11/21/10

Kickoff Return TD

Lions.....J. Agnew, 100t at Phi 9/22/19
Opp.....S. Sims, 91 at Was 11/24/19

Kickoff Return 50-69 Yds

Lions.....S. Logan, 60 vs. Chi 12/5/10
Opp.....C. Patterson, 57 vs. Chi 11/28/19

Kickoff Return 70-89 Yds

Lions.....J. Agnew, 70 vs. Min 1/3/21
Opp.....D. Amendola, 81 at NE 11/23/14

Kickoff Return 90+ Yds

Lions.....J. Agnew, 100t at Phi 9/22/19
Opp.....S. Sims, 91t at Was 11/24/19

Kickoff Return TD to Start a Game

Lions.....J. Agnew, 100t at Phi 9/22/19
Opp.....P. Harvin, 105t vs. Min 9/30/12

Two Total Return TDs

Lions.....J. Ross (1 PR, 1 KR), at Phi 12/8/13
Opp.....Has Never Happened

Successful Onside Kick

Lions.....R. Patterson kick recovered by G. Igwebuike, at Sea 1/2/22
Opp.....M. Crosby kick recovered by J. Whitehead, vs. GB 12/31/17

Failed Onside Kick Attempt

Lions.....R. Patterson kick recovered by T. Homer, at Sea 1/2/22
Opp.....J. Brown kick recovered by K. Golladay, at Jax 10/18/20

TEAM

Won Game by 20+ Points

Lions.....31-0, at GB 12/30/18
Opp.....51-29, at Sea 1/2/22

Won Game after trailing by 14+ points in 4th quarter

Lions.....30-27 (17-0 in 4Q), at Min 10/31/93
Opp.....26-17 (23-0 in 4Q), at Min 10/8/06

Scored 20+ Points in One Quarter

Lions.....20 (2nd Q), vs. Min 12/5/21
Opp.....21 (2nd Q), at Sea 1/2/22

Scored 30+ Points in One Half

Lions.....30, vs. Chi 9/29/13
Opp.....31, at Sea 1/2/22

Scored 40-49 Points

Lions.....45, vs. Phi 11/26/15
Opp.....44, vs. Phi 10/31/21

Scored 50-59 Points

Lions.....55, vs. Chi 11/27/97
Opp.....51, at Sea 1/2/22

Scored 60+ Points

Lions.....Has Never Happened
Opp.....65, at LaRm 10/29/50

Overtime Win

22-16, Lions at Min 11/6/16
20-23, Opp vs. NYG 12/22/13

Tie Game

16-16 (OT) at Pit 11/14/21

Zero Points Scored in First Half

Lions.....at Cle 11/21/21
Opp.....vs. Ari 12/19/21

Scoreless First Half

vs. GB 12/12/10

Scoreless Game

vs. NYG 11/7/43

Zero Touchdowns Scored

Lions.....at Car 11/22/20
Opp.....at GB 12/30/18

Zero Turnovers

Lions.....vs. GB 1/9/22
Opp.....at Sea 1/2/22

Zero Penalties

Lions.....at Chi 10/1/72
Opp.....vs. GB 1/9/22

Zero Sacks Allowed

Lions.....at Sea 1/2/22
Opp.....at Pit 11/14/21

TD on First Offensive Play

Lions.....A. Hakim 64-yd pass from J. Harrington, at GB 11/10/02
Opp.....A. Peterson 78-yd run, vs. Min 9/8/13

TD on Opening Drive

Lions.....D. Swift 63-yd pass from J. Goff, at LAR 10/24/21
Opp.....A. Lazard 1-yd pass from A. Rodgers, vs. GB 1/9/22

TD on Opening Drive of Second Half

Lions.....G. Igwebuike 42-yd run, at Pit 11/14/21
Opp.....B. Scott 3-yd run, vs. Phi 10/31/21

TD on Offense, Defense and Special Teams in Same Game

Lions.....at NO 10/15/17 (3 Pass, INT Ret, Punt Ret)
Opp.....at Ten 9/23/12 (2 Pass, INT Ret, Fum Ret, Kick Ret)

Successful Two-Point Conversion

Lions.....T. Boyle pass to A. St. Brown at Sea 1/2/22
Opp.....M. Stafford pass to R. Woods at LAR 10/24/21



Two Successful Two-Point Conversions in a game

Lions.....vs. SF 9/12/21

Opp.....vs. Phi 12/8/13

Failed Two-Point Conversion Attempts

Lions.....J. Goff pass failed, vs. Phi 10/31/21

Opp.....J. Love pass failed, vs. GB 1/9/22

400-499 Yds Net Offense

Lions.....404, vs. GB 1/9/22

Opp.....497, at Sea 1/2/22

500-599 Yds Net Offense

Lions.....546, vs. Chi 10/18/15

Opp.....508, vs. Min 1/3/21

600+ Yds Total Net Offense

Lions.....623, vs. Dal 10/27/13

Opp.....676, vs. Was 11/4/90

20-24 First Downs

Lions.....22, vs. Ari 12/19/21

Opp.....22, vs. GB 1/9/22

25+ First Downs

Lions.....31, vs. SF 9/12/21

Opp.....29, at Sea 1/2/22

Four Consecutive Wins

22-16 at Min 11/6/16; 26-19 vs. Jax 11/20/16; 16-13 vs. Min 11/24/16; 28-13 at NO 12/4/16

Five Consecutive Wins

22-16 at Min 11/6/16; 26-19 vs. Jax 11/20/16; 16-13 vs. Min 11/24/16; 28-13 at NO 12/4/16; 20-17 vs. Chi 12/11/16

Six Consecutive Wins

24-17 at Chi 11/19/95; 44-38 vs. Min 11/23/95; 27-7 vs. Chi 12/4/95;

24-17 at Hou 12/10/95; 44-0 vs. Jax 12/17/95; 37-10 at TB 12/23/95

Seven Consecutive Wins

27-24 vs. TB 11/12/95; 24-17 at Chi 11/19/95; 44-38 vs. Min

11/23/95; 27-7 vs. Chi 12/4/95; 24-17 at Hou 12/10/95; 44-0 vs. Jax

12/17/95; 37-10 at TB 12/23/95

Eight Consecutive Wins

9-0 vs. NY 9/23/34; 6-0 at ChiC 9/30/34; 3-0 at GB 10/7/34; 10-0 at Phi 10/14/34;

24-0 vs. Bos 10/17/34; 28-0 vs. BKN 10/22/34; 38-0 at Cin-StL 10/28/34; 40-7 vs. Pit

11/4/34

Nine Consecutive Wins

9-0 vs. NY 9/23/34; 6-0 at ChiC 9/30/34; 3-0 at GB 10/7/34; 10-0 at Phi 10/14/34;

24-0 vs. Bos 10/17/34; 28-0 vs. BKN 10/22/34; 38-0 at Cin-StL 10/28/34; 40-7 vs. Pit

11/4/34; 17-13 vs. ChiC 11/11/34

10 Consecutive Wins

9-0 vs. NY 9/23/34; 6-0 at ChiC 9/30/34; 3-0 at GB 10/7/34; 10-0 at Phi 10/14/34;

24-0 vs. Bos 10/17/34; 28-0 vs. BKN 10/22/34; 38-0 at Cin-StL 10/28/34; 40-7 vs. Pit

11/4/34; 17-13 vs. ChiC 11/11/34; 40-7 vs. StL 11/18/34





DRIVEN
BY
DETROIT

2022 MEDIA GUIDE
HISTORY



Detroit welcomed the Lions in 1934, but it was not the area's first look at professional football. In 1920, the Detroit Heralds were a charter member of the American Professional Football Association, which was the original name of the present NFL, but the club folded after two years. The Detroit Panthers appeared in 1925, but also folded after two seasons. In 1928, the Detroit Wolverines were formed, but they failed after just one year.

In 1930, the then-10-year-old National Football League added a franchise from Portsmouth, Ohio, called the Spartans. After four seasons, the team was purchased for \$7,952.08 by a group headed by Detroit radio executive George A. Richards and moved to the Motor City.

Playing in the University of Detroit Stadium before crowds that averaged 16,000, the new Detroit Lions won the NFL Championship in only their second year (1935). Under the leadership of Coach "Potsy" Clark and stars like Hall of Famer "Dutch" Clark, Ernie Caddel, George Christensen, "Ace" Gutowsky, Glenn Presnell and "Ox" Emerson, the early Lions established pro football in Detroit.

In 1940, Chicagoan Fred Mandel bought the club. Lions' stars of that era included Hall of Famers Bill Dudley and Alex Wojciechowicz, John Green, Byron "Whizzer" White, Frank Sinkwich and "Camp" Wilson. The team was sold eight years later to a group of local businessmen under the leadership of Edwin J. Anderson. The Detroit syndicate controlled the club until 1964, when William Clay Ford became the sole owner for a price of \$4.5 million.

The Lions dominated the NFL in the 1950s with four division titles and three league championships. Under the direction of head coach Buddy Parker, the team won back-to-back world crowns in 1952-53, defeating Cleveland on both occasions. Stars of those powerful teams were Hall of Famers Bobby Layne, Jack Christiansen, Doak Walker and Lou Creekmur, as well as Les Bingaman, Cloyce Box, Leon Hart and Bob Hoernschemeyer. The Detroit-Cleveland battles of the era were classic confrontations between two giants of the blossoming NFL.

Since their last title in 1957 under the coaching of George Wilson, the Lions have continued searching for the league's top spot. Such performers as Joe Schmidt, Vale Lary, Dick "Night Train" Lane, John Henry Johnson and Lem Barney have been elected to the Hall of Fame. Outstanding players such as Wayne Walker, Mike Lucci, Nick Pietrosante, Roger Brown, Terry Barr, Mel Farr, Charlie Sanders, Dexter Bussey, Billy Sims and Doug English have also taken their places in the annals of pro football in Detroit.

In 1967, Schmidt began the first of six seasons as head coach of the Lions. His 1970 team made the playoffs, (first postseason trip since '57) but lost in the first round to Dallas by the baseball-like score of 5-0.

Prior to the 1975 season, the Lions moved into a new, domed stadium in Pontiac, Mich., a suburb located 30 miles north of Detroit. The Silverdome was, at one time, the world's largest air-supported domed structure and seated over 80,000 spectators under a fiberglass roof.



William Clay Ford speaks after formally assuming control of the Lions in January of 1964.



The Lions played at the **Silverdome** from 1975-2001. The venue also hosted many notable teams and events, briefly serving as home of the Detroit Pistons (1978-88) and becoming the first enclosed stadium to host a World Cup game in 1994.





Monte Clark took control of all football operations as head coach in 1978. Under Clark's direction, the Lions narrowly missed playoff berths in 1980-81, before qualifying in 1982 – the Lions' first playoff appearance since 1970. Detroit captured the NFC Central Division crown in 1983, but stumbled in the first round of the playoffs with a 24-23 loss at San Francisco.

Darryl Rogers took over for Clark in 1985 but was replaced on an interim basis by his defensive coordinator Wayne Fontes in November 1988 after Rogers' teams had posted a combined 18-40 record. Fontes was officially named the franchise's 18th head coach on December 22, 1988.

The Lions "Restored the Roar" in 1991, winning a franchise-record 12 regular season games. Riding a tide of emotion after guard Mike Utley's paralyzing neck injury, Detroit defeated Dallas, 38-6, in the Lions' first Silverdome playoff contest. The victory gave the Lions a berth in the NFC Championship Game, where Detroit fell to the eventual Super Bowl Champion Washington Redskins.



Wayne Fontes served as the Lions' full-time head coach from 1989-96 after a five-game stint as interim head coach in 1988. He led Detroit to a franchise-record 12 wins in 1991 and four winning seasons overall.

The Lions finished 10-6 in 1993 en route to capturing the NFC Central Division title, and earned a Wild Card playoff bid in 1994. The 1995 Lions featured the NFL's top-rated offense and won their final seven games to earn a third straight playoff berth. Herman Moore set an NFL record

with 123 catches, and he and Brett Perriman became the first teammates to each total over 100 catches in the same season. The receiver tandem also set the NFL record for most receiving yards in a season. Quarterback Scott Mitchell set team passing records for yards (4,338), completions (346) and touchdowns (32).

In 1996, running back Barry Sanders captured his third NFL rushing title with a dramatic 175-yard outburst on the final Monday night of the season in San Francisco. The Lions, however, finished a disappointing 5-11 in '96 and following the season, Fontes was replaced as head coach by former San Diego Chargers' head coach, Bobby Ross. Fontes, who was the head coach for more than eight full seasons, finished his career as the team's all-time leader among head coaches in both wins (67) and games coached (138).

Ross was named the 19th head coach in team history January 13, 1997, and led the club back to the playoffs in his inaugural year at the helm with a 9-7 record. That season, Sanders, who was inducted into the Hall of Fame in August 2004, continued his storybook career by becoming only the third player in league history to record 2,000 yards rushing in a single-season (2,053) and he reeled off an NFL record 14 consecutive 100-yard outings to finish the season.



Barry Sanders remains the only player in NFL history to record at least 1,100 rushing yards in each of the first 10 seasons of a player's career.

The Lions closed out the 1990s reaching the playoffs for the sixth time in the 10-year span, which is a franchise record for playoff appearances during a decade. Detroit's playoff berth in 1999 marked the second time in Ross' first three years as head coach that he led the Lions into the postseason. The last Lions' head coach to accomplish that feat was Buddy Parker in 1952-53 during his second and third seasons at the helm.





After playing nine games into the 2000 season and compiling a 5-4 record, Ross abruptly resigned as head coach November 6 and was immediately replaced by Gary Moeller. Moeller guided the team to a 4-3 record over the last seven games, but narrowly missed the playoffs with a loss to the Chicago Bears in the season finale. Following the season, William Clay Ford named Matt Millen president and CEO, and he assumed control over team operations. On January 25, 2001 Gary Moeller was replaced as head coach by former San Francisco 49ers offensive coordinator Marty Mornhinweg.

On April 1, 2002, Detroit relocated the team's day-to-day operations into the new \$36 million Headquarters and Training Facility in Allen Park. The new complex featured outdoor and indoor practice fields, spacious training and meeting rooms and even the team's own broadcast studio.

A new era in Lions' history dawned as Ford Field, the team's \$500 million downtown Detroit stadium, opened its doors in August 2002. The 65,000-seat stadium sparkled as its retro and innovative features glistened in the national spotlight as the premiere sports and entertainment complex. The Lions played the first game at Ford Field August 24, 2002 in a preseason tilt against the Pittsburgh Steelers. The inaugural regular season game was played between the Lions and the Green Bay Packers September 22, 2002.



The Lions returned to the City of Detroit in 2002 for the first time since playing home games at Tiger Stadium in 1974. **Ford Field** hosted Super Bowl XL following the 2005 season.

In January 2003, Mornhinweg was fired after two seasons and former San Francisco 49ers Head Coach Steve Mariucci was tabbed the new Lions' head coach February 4.

For the first time since the Lions placed the Leaping Lion logo on the players' helmets in 1961, Detroit announced a major addition to the team's uniform on April 23, 2003. The Lions' classic uniform was enhanced with black trim on the

logo, jerseys and pants, along with black shoes and black facemasks. In April 2005, the team introduced an alternate black jersey that would be worn through 2007.

On November 28, 2005, Steve Mariucci was relieved of his duties as head coach and defensive coordinator Dick Jauron was named interim head coach for the remaining five games.

In 2006, the Lions hired Rod Marinelli as the team's 24th head coach, a position he would hold through 2008.

In 2007, the Lions selected WR Calvin Johnson out of Georgia Tech with the second overall pick of the Draft. He embarked on an accomplished career which saw him join RB Barry Sanders as the only players in franchise history to be enshrined into the Pro Football Hall of Fame on their first year on the ballot in 2021.



Calvin Johnson retired from the NFL following the 2015 NFL season. He left the Lions as the record-holder in every major receiving category.

In 2008, the Lions commemorated the franchise's 75th season in Detroit. Just a handful of NFL teams have been around as long as the Lions, a franchise that spans several generations of fans over the years. Detroit has called three different stadiums home with nearly 1,400 players seeing action on a given gameday and numerous coaches strolling the sideline. That history is rich with great players who have donned the uniform – the Lions are one of only nine teams to have at least 18 Pro Football Hall of Fame players don their respective uniforms – and with traditions like the "Honolulu Blue and Silver," the leaping Lion logo, the "Roaring 20's" and the team's annual Thanksgiving Tradition.

In 2009, for the first time in franchise history, the team





entered the season with a new president, Tom Lewand, a new general manager, Martin Mayhew, and a new head coach, Jim Schwartz, hired January 16, 2009. In that same year, the Lions introduced a new logo and new brand, along with new team uniforms that featured the first significant change to the Lions logo since it was introduced in 1961.

Schwartz labeled the 2011 season upon its conclusion as not a great year, but an important one. Perhaps most notably, 2011 will be remembered for the “comeback” as the Lions returned to the playoffs for the first time since 1999 and set NFL records with four comeback wins of 13+ points, three comeback wins of 17+ points and two back-to-back 20+ point comeback wins. The Lions set several team records, including points (474) and yards (6,337), as well as individual records. Perhaps the two biggest stars leading the Lions in 2011 were QB Matthew Stafford, named AP Comeback Player of the Year, and All-Pro WR Calvin Johnson.

In 2012, the season was highlighted by Johnson’s remarkable performance as he broke the NFL record for receiving yards in a single season. He finished with 122 receptions for 1,964 yards, breaking Jerry Rice’s previous record of 1,848 yards in 1995. One season later in 2013, Stafford became the Lions all-time leader in career passing yards, breaking the previous record of 15,710 yards held by Hall of Fame QB Bobby Layne that stood for 55 years. Stafford reached this feat in only 55 career games, while Layne accomplished his mark in 97 games. He became the first Lions QB to reach 17,000 career passing yards.



Matthew Stafford is the Lions’ leader in every major passing category and set numerous NFL records with his passing production.

After five seasons with the team (2009-13), Schwartz was dismissed as head coach on December 30, 2013.

A new era for Lions football began January 14, 2014 with the introduction of Jim Caldwell as the team’s new head coach. Caldwell arrived in Detroit after leading the Indianapolis Colts to the Super Bowl as a head coach and won Super Bowls with

both the Colts and the Baltimore Ravens.

On March 9, 2014, Lions Owner and Chairman William Clay Ford passed away at the age of 88. Mr. Ford purchased the team on January 10, 1964 and owned the team for 50 years. With his passing, ownership of the Lions organization was passed to his wife, Martha Firestone Ford, as she succeeded her late husband as Owner and Chairman of the Board for the franchise.

Caldwell led the Lions to an 11-5 record the ensuing season and a berth in the NFC Wild Card game, becoming just the third coach in team history to lead the Lions to the playoffs in his first year with Detroit. He also became one of only four coaches to lead the Lions to 11+ wins in a season.

Martin Mayhew and Tom Lewand were relieved of their duties on November 5, 2015. Rod Wood was hired as team president on November 19, 2015, as the Lions went on to finish the season 7-9, winning six of the team’s final eight games of the 2015 season.

On Jan. 8, 2016, Bob Quinn was named Lions Executive Vice President of Football Operations and General Manager following 16 seasons with the New England Patriots. In Quinn’s first season at the helm, the Lions posted a 9-7 record en route to a berth in the playoffs for the second time in three years. In doing so, Quinn also became the Lions’ first general manager to guide the team to the playoffs in his inaugural season since Nick Kerbawy in 1952.

Jim Caldwell was relieved of his duties following the final game of the 2017 season as the Lions finished 9-7 for a consecutive year. Matt Patricia was named the new head coach of the Detroit Lions on February 5, 2018, bringing more than 20 years of coaching experience in the college and professional ranks, including 14 consecutive seasons (2004-17) with the New England Patriots.

On June 23, 2020, Sheila Hamp assumed the role of Principal Owner and Chairman after her mother, Martha Firestone Ford, transitioned to Chairman Emeritus after six seasons as the team’s principal owner.

On Nov. 28, 2020, the Lions relieved Executive Vice President of Football Operations and General Manager Bob Quinn and Head Coach Matt Patricia of their duties.

On Jan. 14, 2021, the Lions named Brad Holmes the team’s new Executive Vice President and General Manager. Holmes spent the previous 18 seasons with the Los Angeles Rams, ultimately ascending to the team’s director of college scouting.

The Lions named Dan Campbell as the team’s new head coach on Jan. 20, 2021. Campbell played 11 seasons as an NFL tight end and spent 11 seasons as an assistant NFL coach before assuming the role of head coach. He became the fifth former Lions player to be named a full-time head coach for the club.





- June 30, 1934** George A. Richards heads group that purchases Portsmouth (Ohio) Spartans for \$7,952.08 and moves team to Detroit.
- Sept. 23, 1934** Lions play first NFL game, beat New York Giants 9-0 at University of Detroit Stadium before 12,000.
- Nov. 25, 1934** Lions suffer first defeat, 3-0 to Green Bay, after winning 10 straight games, including seven consecutive shutouts.
- Nov. 29, 1934** Lions play first of traditional Thanksgiving Day home games, losing to the Bears, 19-16, before 26,000 fans.
- Dec. 15, 1935** Lions defeat New York Giants, 26-7, for first Championship.
- Sept. 9, 1938** Detroit defeats Pittsburgh, 16-7, in the first game played at the Lions' new home, Briggs (later renamed Tiger) Stadium.



The Lions called **Tiger Stadium** home from 1938-39 and again from 1941-74.

- Nov. 24, 1940** Finishing the season with 514 yards, Byron "Whizzer" White becomes the first Lion to claim the NFL rushing title.
- Jan. 9, 1943** Gus Dorais named head coach of Lions, after a successful tenure at the University of Detroit.
- Jan. 15, 1948** Syndicate headed by Edwin J. Anderson purchases Detroit franchise for \$165,000 and names "Bo" McMillin general manager and head coach.
- Dec. 2, 1949** Anderson elected president of Lions.
- Dec. 20, 1950** "Buddy" Parker succeeds McMillin as head coach.
- Dec. 21, 1952** Lions defeat Los Angeles Rams, 31-21, for NFL's National Conference title.

- Dec. 28, 1952** Lions win first championship since 1935 with a 17-7 victory over the Browns in Cleveland before 50,934.
- Dec. 27, 1953** Detroit wins second straight championship with a 17-16 decision over Cleveland in Detroit before 54,577.
- Aug. 12, 1957** Parker resigns suddenly as head coach and assistant coach George Wilson succeeds him the next day.
- Dec. 29, 1957** Detroit claims fourth championship on 59-14 victory over Cleveland before 55,263 in Detroit.
- Jan. 23, 1961** William Clay Ford elected president of Lions.
- Sept. 7, 1963** Former Lions' great Earl "Dutch" Clark becomes a charter member of the new Professional Football Hall of Fame.
- Jan. 10, 1964** William Clay Ford takes over as Lions' sole owner after purchasing franchise for \$4.5 million.
- Jan. 7, 1965** Harry Gilmer appointed head coach, replacing George Wilson.
- March 10, 1966** After 13 seasons, Joe Schmidt retires to become Lions' linebacker coach.
- Jan. 11, 1967** Schmidt named Lions' head coach, succeeding Gilmer.
- Dec. 26, 1970** Lions edged by Dallas, 5-0, in its first playoff game since 1957.
- Oct. 24, 1971** Wide receiver Chuck Hughes dies on field during game after suffering a heart attack.
- Dec. 17, 1972** Linebacker Wayne Walker plays in his Detroit-record 200th game with the Lions, a 34-17 win against the Los Angeles Rams.
- Jan. 12, 1973** Schmidt resigns as head coach.
- Jan. 26, 1973** Don McCafferty named head coach.
- July 28, 1973** Joe Schmidt, former Lions linebacker and head coach, is enshrined in the Pro Football Hall of Fame.
- July 28, 1974** McCafferty dies of heart attack.
- July 29, 1974** Rick Forzano named Lions' head coach.
- Aug. 23, 1975** Lions play the first game in their new home, Pontiac Metropolitan Stadium (later renamed Pontiac Silverdome).
- Oct. 4, 1976** Forzano resigns as head coach.
- Oct. 5, 1976** Tommy Hudspeth named interim head coach.
- Feb. 9, 1977** Hudspeth named head coach.
- Jan. 11, 1978** Monte Clark named head coach and director of football operations.





April 29, 1980 Lions choose Oklahoma's Billy Sims with the first overall pick in the NFL draft.

Jan. 8, 1983 Detroit qualifies for its first postseason appearance in 12 seasons, but loses 31-7, at Washington. The Redskins went on to win Super Bowl XVII.

Dec. 31, 1983 After claiming club's first NFC Central title, a last-second field goal attempt fails as Detroit drops a 24-23 playoff game at San Francisco.

Dec. 19, 1984 Monte Clark and his coaching staff are released.

Feb. 6, 1985 Darryl Rogers named head coach after a successful 20-year college coaching career.

Nov. 13, 1988 Darryl Rogers released from his duties as head coach.

Nov. 14, 1988 Defensive coordinator Wayne Fontes named interim head coach.

Dec. 22, 1988 Fontes named head coach.

Dec. 26, 1989 General Manager Russ Thomas retires.

Dec. 27, 1989 Chuck Schmidt is named executive vice president and chief operating officer.

Nov. 17, 1991 Guard Mike Utley suffers paralyzing neck injury in Detroit's 21-10 win over the Rams. His "Thumbs Up" sign as he was carried from the field inspires his teammates to win their next six games.

Dec. 22, 1991 Lions finish regular season with 12 wins (most in franchise history) and claim the NFC Central Championship, Detroit's first division title since 1983.

Jan. 5, 1992 Lions host first playoff game in the Silverdome and first home playoff game since 1957. Detroit defeats Dallas, 38-6, for the team's first playoff win since 1957.

Jan. 12, 1992 Lions make their first appearance in NFC Championship Game, losing to the Redskins, 41-10, in Washington.

Nov. 22, 1992 Barry Sanders becomes the Lions' all-time leading rusher, surpassing Billy Sims' record of 5,106 career yards.

Jan. 2, 1994 Lions clinch NFC Central Division championship for the second time in three years with a 30-20 victory over Green Bay in the Silverdome.

Oct. 23, 1994 Mel Gray becomes the all-time NFL leader in kickoff return yards.

Nov. 13, 1994 Barry Sanders runs for a club-record 237 yards on 26 carries in Detroit's 14-9 win

over Tampa Bay at the Silverdome. He would finish the season with a then-Lions' record of 1,883 yards.

Dec. 31, 1994 In Detroit's third playoff appearance in four seasons, the Lions drop a 16-12 Wild Card contest at Green Bay.

Feb. 15, 1995 William Clay Ford, Jr. is named the Lions Vice Chairman.

Dec. 10, 1995 Quarterback Scott Mitchell breaks Bobby Layne's 44-year-old club record for most touchdown passes in a season (26). Mitchell ends the year with 32 touchdown passes.

Dec. 17, 1995 Receivers Herman Moore and Brett Perriman set NFL record for most catches and receiving yards by teammates in a season.

Dec. 23, 1995 Herman Moore sets NFL record with 123 catches in a season.



WR **Herman Moore** set an NFL record with 123 receptions in 1995, breaking the previous record by one catch. His record would stand until 2002.

Dec. 30, 1995 The Lions play in their third straight wild card playoff game, losing 58-37 at Philadelphia.

July 27, 1996 Former lineman Lou Creekmur enshrined in the Pro Football Hall of Fame.

Dec. 26, 1996 Wayne Fontes and his coaching staff are dismissed.

Jan. 13, 1997 Bobby Ross named head coach.

Dec. 21, 1997 Barry Sanders becomes only the third player in league history to rush for over 2,000 yards in a season. He rushes for 184 yards in the final game to push his season total to 2,053 yards, the second-highest seasonal tally in NFL history.


Dec. 28, 1997 The Lions play their fourth playoff game in





- Dec. 20, 1998** Herman Moore becomes the fastest player in NFL history to record 600 career receptions.
- July 28, 1999** Barry Sanders announces his retirement from the NFL one day prior to the opening of training camp.
- Nov. 16, 1999** Lions host groundbreaking ceremony "From the Ground Up" at the Old Hudson's Warehouse building in downtown Detroit to unveil renderings and officially announce the name of their new stadium, Ford Field.
- Jan. 8, 2000** Lions reach the playoffs for the second time in three years under Bobby Ross, losing a wild card contest at Washington 27-13.
- Nov. 6, 2000** Bobby Ross resigns as head coach following nine games and Gary Moeller is named head coach.
- Jan. 9, 2001** Matt Millen is hired as President and CEO and assumes control of team operations. Chuck Schmidt resigns as executive vice president and chief operating officer.
- Jan. 24, 2001** Gary Moeller and his coaching staff are dismissed.
- Jan. 25, 2001** Marty Mornhinweg is named head coach.
- Jan. 6, 2002** Lions defeat the Dallas Cowboys 15-10 in their final game played at the Pontiac Silverdome.
- April 1, 2002** Lions' front office and practice facility move from the Silverdome to the team's new Headquarters and Training Facility in Allen Park.

- Aug. 24, 2002** Lions play first game at Ford Field, dropping an exhibition contest 34-22 to the Pittsburgh Steelers.
- Sept. 22, 2002** Inaugural game at Ford Field is played as the Lions fall to the Green Bay Packers 37-31.
- Nov. 28, 2002** Lions host New England Patriots at Ford Field in first Thanksgiving Day game played in downtown Detroit since 1974.
- Jan. 27, 2003** Marty Mornhinweg is dismissed as head coach.
- Feb. 4, 2003** Steve Mariucci named head coach.
- April 23, 2003** Lions introduce first major addition to the team's classic uniform since the Leaping Lion logo was placed on the helmet in 1961. The new uniform now features black trim on the helmet, jerseys and pants, black shoes and black facemasks.
- Sept. 7, 2003** Lions defeat the Arizona Cardinals 42-24 at Ford Field in Head Coach Steve Mariucci's Detroit debut.
- Jan. 31, 2004** Barry Sanders is selected as a member of the Pro Football Hall of Fame Class of 2004.
- Aug. 8, 2004** Barry Sanders officially enshrined in the Pro Football Hall of Fame in a ceremony held in Canton, Ohio.
- Nov. 14, 2004** Jason Hanson plays in his 201st career game as a Lion, and breaks Wayne Walker's all-time franchise record for career games played.
- Nov. 28, 2005** Steve Mariucci is dismissed as head coach and defensive coordinator Dick Jauron is named interim head coach.
- Jan. 19, 2006** Rod Marinelli is named head coach.
- Dec. 31, 2006** Jon Kitna becomes second quarterback in team history to throw for 4,000 yards in a single season.
- Feb. 3, 2007** Charlie Sanders is selected as a member of the Pro Football Hall of Fame Class of 2007.
- Aug. 4, 2007** Charlie Sanders is officially enshrined in the Pro Football Hall of Fame in a ceremony held in Canton, Ohio.
- Dec. 30, 2007** Jon Kitna reaches 4,068 passing yards on the season becoming the first quarterback in team history to record back-to-back 4,000-yards seasons and the first to do it twice in their career as a Lions passer.



The Lions' **Allen Park practice facility** was created in 2002, the same year the team moved to Ford Field.





- Sept. 24, 2008** Matt Millen is dismissed as President and CEO.
- Nov. 9, 2008** Team honors 75th Season All-Time team, 36 of the greatest players in team history, during weekend activities.
- Dec. 14, 2008** Jason Hanson connects on 51-yard field goal at Indianapolis to set NFL record for most 50-yard field goals in a career.
- Dec. 29, 2008** Tom Lewand is named president and Martin Mayhew is named general manager.
- Jan. 16, 2009** Jim Schwartz named head coach.
- April 20, 2009** President Tom Lewand introduces the team's new comprehensive brand that includes a new Lions logo, logotype and new proprietary font. Along with the new brand, the Lions unveiled new home and road uniforms.
- April 25, 2009** Lions select Georgia QB Matthew Stafford with the first overall pick in the NFL Draft.
- Feb. 6, 2010** Dick LeBeau is selected as a member of the Pro Football Hall of Fame Class of 2010. He becomes the 18th player in Lions history elected for the Hall of Fame.
- Feb. 4, 2011** Rookie DT Ndamukong Suh named AP Defensive Rookie of the Year, selected All-Pro and voted as a starter in the Pro Bowl.



DT **Ndamukong Suh** earned three First-Team AP All-Pro honors with the Lions, went to four Pro Bowls and was became the third Lion to ever win AP Defensive Rookie of the Year.

- Sept. 18, 2011** K Jason Hanson plays in his 297th career games and sets a new NFL record for the most games played with one team.
- Oct. 10, 2011** In front of the largest Lions crowd in Ford Field history (67,861) and an ESPN MNF audience, Detroit defeat Chicago 24-13 to extend its win streak to nine games, the second longest in team history. The win gave Detroit its first 5-0 start since 1954.
- Dec. 5, 2011** T Jeff Backus starts his 172nd consecutive game and sets a new franchise record for consecutive starts, surpassing Hall of Fame CB Dick LeBeau.
- Dec. 18, 2011** K Jason Hanson becomes the sixth player in NFL history to reach 2,000 career points, and the first to do so with one team.
- Dec. 24, 2011** By defeating the San Diego Chargers 38-10 at Ford Field, the Lions earn the team's first playoff berth for the first time since 1999.
- Jan. 1, 2012** QB Matthew Stafford finishes the season setting new single-season franchise passing records, including yards (5,038), touchdowns passes (41), completions (421) and passer rating (97.2), and becomes the fourth player in NFL history with 5,000 passing yards. Stafford also sets a team record with 520 passing yards in the season finale at Green Bay. WR Calvin Johnson sets a new team record for touchdown receptions (16) in a season.
- Feb. 4, 2012** QB Matthew Stafford named the AP NFL Comeback Player of the Year.
- Dec. 22, 2012** WR Calvin Johnson breaks both the NFL and Lions' single-season receiving yards record on a special Saturday night ESPN MNF broadcast. With 225 recorded yards against the Atlanta Falcons, Johnson also set a record for most consecutive 100+ yard games in NFL history with eight.
- April 4, 2013** K Jason Hanson announces his retirement from the NFL after a record-setting 21 seasons with the Lions.
- Nov. 17, 2013** With 362 yards against the Steelers, QB Matthew Stafford becomes the Lions all-time leader in career passing yards, surpassing Hall of Fame QB Bobby Layne.
- Dec. 8, 2013** WR Calvin Johnson becomes the Lions'





- Dec. 30, 2013** all-time leader in receiving yards with a 49-yard performance against the Eagles, passing WR Herman Moore (9,174). Jim Schwartz is dismissed as head coach.
- Jan. 14, 2014** Jim Caldwell named head coach.
- Mar. 9, 2014** Lions Owner and Chairman William Clay Ford passes away at age of 88. Mr. Ford purchased the team on January 10, 1964 and owned the team for 50 years.
- Mar. 10, 2014** Martha Firestone Ford succeeds William Clay Ford as Owner and Chairman of the Board.



Martha Firestone Ford served as the Owner and Chairman of the Board from 2014-19 before passing along the active ownership to her daughter, Sheila Hamp, prior to the 2020 season.

- Oct. 26, 2014** QB Matthew Stafford becomes the Lions all-time leader in career passing touchdowns with 119, following a 325-yard, two-touchdown performance in the team's 22-21 comeback-win over Atlanta in London, England. He broke Hall of Fame QB Bobby Layne's previous record of 118. The game was played in London's Wembley Stadium as part of the NFL International Series, marking the first time the Lions played a regular season game overseas.

- Nov. 27, 2014** C Dominic Raiola becomes the first player in Lions history to start 200 games. He surpassed LB Wayne Walker who started 197 games from 1958-72.
- Nov. 27, 2014** With 146 receiving yards against Chicago, WR Calvin Johnson surpasses 10,000 career yards and becomes the first player in Lions history with 10,000 yards.
- Dec. 21, 2014** Lions defeat Chicago Bears 20-14 as Jim Caldwell becomes the third Lions head coach to lead Detroit to the playoffs in his first season with the club, joining George Wilson (1957) and Bobby Ross (1997) as the only coaches to accomplish the feat in team history.



Jim Caldwell left the Lions with three winning seasons in four years as head coach, owning the highest winning percentage in team history (.563).

- July 2, 2015** Lions Hall of Fame TE Charlie Sanders passes away at the age of 68 after a courageous battle with cancer. Sanders played his entire career in Detroit (1968-77), and later served on coaching staffs (1989-96) that led the Lions to four playoff appearances and two division titles, scouted in the team's player personnel department (1998-2015) and called Lions games as a radio broadcaster (1983-88, 1997).
- Oct. 11, 2015** With five catches vs. Arizona at Ford Field, WR Calvin Johnson surpasses Herman Moore for most receptions in franchise history (675).





Nov. 5, 2015 President Tom Lewand and Executive Vice President of Football Operations and General Manager Martin Mayhew are dismissed of their duties. Vice President of Pro Personnel Sheldon White is named interim general manager and Senior Vice President, Administration and Chief Financial Officer Allison Maki is named interim chief operating officer.

Nov. 19, 2015 Rod Wood is named team president.

Jan. 8, 2016 Bob Quinn is named Executive Vice President of Football Operations and General Manager.

Mar. 8, 2016 WR Calvin Johnson announces retirement from the NFL after nine seasons (2007-15).

Oct. 23, 2016 QB Matthew Stafford leads Detroit to a 20-17 win over Washington at Ford Field in his 100th career start, becoming the first QB in franchise history to reach that milestone.

Dec. 11, 2016 With a comeback win over Chicago, Detroit sets a new NFL record, for the most wins in a season after trailing in the fourth quarter with eight, surpassing the previous total of seven set by the 2009 Colts (also coached by Jim Caldwell).

Jan. 7, 2017 Lions finish 2016 with a 9-7 record. By earning a playoff berth in 2016, Head Coach Jim Caldwell joins Buddy Parker (1952, 1953) and Bobby Ross (1997, 1999) as the only coaches in Lions history to lead the team to the playoffs twice in their first three seasons with the club.

Jan. 1, 2018 Jim Caldwell is dismissed as head coach.

Feb. 5, 2018 Matt Patricia is named head coach.

Oct. 20, 2019 In Week 7 vs. Minnesota, QB Matthew Stafford topped 40,000 career passing yards in his 147th game, the fewest games needed to reach 40,000 passing yards in NFL history. WR Marvin Jones Jr. also hauled in four touchdown receptions, joining WR Cloyce Box (1950) as the only players in franchise history to do so in a game.

June 23, 2020 Sheila Ford Hamp succeeds Martha Firestone Ford as Principal Owner and Chairman. Firestone Ford is named Chairman Emeritus.

Nov. 28, 2020 Head Coach Matt Patricia and Executive

Vice President of Football Operations and General Manager Bob Quinn are relieved of their duties. Offensive Coordinator Darrell Bevell is named interim head coach.

Jan. 14, 2021 Lions hire Brad Holmes as their Executive Vice President and General Manager.

Jan. 21, 2021 Lions hire Dan Campbell as Head Coach.

March 18, 2021 Lions trade QB Matthew Stafford to the Los Angeles Rams in exchange for QB Jared Goff, a 2021 third-round draft pick and first-round draft picks in 2022 and 2023.

Aug. 8, 2021 WR Calvin Johnson is enshrined into the Pro Football Hall of Fame. He became only the second player in team history to earn first-ballot entrance into the Hall of Fame and only the seventh wide receiver in NFL history to do so.

Dec. 5, 2021 QB Jared Goff threw an 11-yard touchdown pass to WR Amon-Ra St. Brown as time expired to earn the first victory in the Dan Campbell era. St. Brown became the first rookie wide receiver in team history to score a walk-off touchdown. The Lions also honored the Oxford, Mich. community with hats, tee-shirts and helmet decals after a tragic school shooting took place at Oxford High School earlier that week. Campbell dedicated the game ball to the Oxford community following the game.



Dan Campbell honoring the Oxford community before lifting Detroit to an emotional first win vs. Minnesota on Dec. 5, 2021.





NAMING THE LIONS

When the team moved to Detroit from Portsmouth, Ohio in 1934, the organization settled on the name that would be uttered in Detroit and all around the League to this very day. After deciding to be known as the Lions, (staying consistent with the jungle cat image of the city's baseball team, the Tigers) two Lion cubs were given to the team by John Millen of the Detroit Zoo. Their names were "Grid" and "Iron." They accompanied the team to all of their games.

➤ The previous Detroit professional football teams were known as the Heralds, Panthers and the Wolverines.

HOMES OF THE DETROIT LIONS

In 2002, the Lions moved into their current home, Ford Field, in downtown Detroit. It marked the team's return to the city for the first time since 1974.

STADIUM	YEARS
Spartan Stadium (Portsmouth, Ohio)	1930-33
University of Detroit Stadium	1934-37
Briggs Stadium (later named Tiger Stadium)	1938-74
Pontiac Silverdome	1975-01
Ford Field	2002-

GRIDIRON HEROES

As the new pro football franchise took root in Detroit, owner G.A. Richards called for an original fight song to be written for the Lions. In the late 1930s, Wayne State University director of bands Graham T. Overgard, who was also the Lions' director of entertainment, penned the lyrics and music for "Gridiron Heroes – The Victory Song of the Detroit Lions."

The song has become one of the NFL's oldest and most popular, and it is still played after each Lions' score.

(Verse)

Hail the colors Blue and Silver let them wave.
Sing the song and cheer the Gridiron Heroes
brave,
Fighting for fame, winning the game.
Dashing to victory as they go.


(Chorus)

Forward down the field,
A charging team that will not yield.
And when the Blue and Silver wave,
Stand and cheer the brave.
Rah, Rah, Rah!
Go hard win the game.
With honor you will keep your fame
Down the field and gain,
A Lion victory!

PAPER LION

Filming of the George Plimpton book, "Paper Lion," began in early 1968. Alan Alda starred as Plimpton, the Sports Illustrated feature writer who masqueraded as a quarterback with the Lions during training camp. The world premiere was held Thursday, Oct. 3, 1968, at the Adams Theatre. The film introduced Lauren Hutton to the silver screen, and featured actual members of the Detroit Lions, including coach Joe Schmidt, Alex Karras, John Gordy, Mike Lucci, Pat Studstill and Roger Brown.

- The 2003 season marked the 40th anniversary of George Plimpton's visit to Lions' training camp when he began writing the original script for his book. 2017 was also the 35th anniversary of the "Paper Lion" movie release.
- The Detroit Lions reunited most of the cast in 2003 with a "Paper Lion" reunion that was held in September. Forty players, including Plimpton and Karras, rekindled friendships that formed during their experience together in the 1960s.
- The reunion turned out to be the final chapter of Plimpton's life as he passed away days later (September 26, 2003) at the age of 76.



IN MEMORIAM

Several members of the Detroit Lions served in World War II and made the ultimate sacrifice for their country in the fight against fascism.

- Lt. **Charles Behan** was killed by Japanese machine gun fire on Okinawa, May 18, 1945.
- Sgt. **Alex Ketzko** was killed in France with Patch's Seventh Army, Dec. 23, 1944.
- Lt. **Chet Wetterlund** was killed flying a Navy Hellcat on night patrol along the New Jersey coast, Sept. 5, 1944.





DECADE OF DOMINANCE

Only a handful of great teams over the years in the NFL can claim the title of dynasty. One of those great teams was the Detroit Lions in the 1950s when the franchise captured world championships three times in a six-year span. Winning three championships in six years has occurred only 10 times by eight different teams in the history of the NFL.

- Detroit won back-to-back titles in 1952 and 1953 and became the third team since the beginning of NFL Championship games in 1933 to win championships in consecutive years.
- Overall since 1933, back-to-back titles has occurred just 15 times. Including 1954, the Lions appeared in the NFL title game four times in a six-year period.



DEEPLY ROOTED IN TEXAS

The Detroit Lions have a deep history of outstanding players who have Texas roots. Five players on the Lions' All-Time Team played college football in the Lone Star State, including: QB **Bobby Layne** (Texas), S **Yale Lary** (Texas A&M), RB **Doak Walker** (Southern Methodist), G **Harley Sewell** (Texas) and DT **Doug English** (Texas). Layne, Lary and Walker are all members of the Pro Football Hall of Fame.

- Joining those stars on the franchise's All-Time Team are Texas prepsters CB **Dick "Night Train" Lane** (Austin), who is also a member of the Pro Football Hall of Fame, and RB **Billy Sims** (Hooks).
- Layne, Lane, Lary and Walker are all members of the **Pride of the Lions** charter class.

Texas roots go back even deeper with Layne and Walker who grew up only a few blocks apart in Dallas, Texas, and were childhood friends. Both players started in the backfield at Highland Park High School in 1943. After stints in the military during World War II, Layne went to Texas University while Walker played for rival Southern Methodist University. The two were reunited when they joined the Lions in 1950.

- That connection was revisited when the Lions drafted QB **Matthew Stafford** with the first overall pick in the 2009 NFL Draft. Stafford also is from Highland Park, Texas and went to the same high school as Layne and Walker.

THE ORIGINAL DETROIT LIONS OFFICES

Where were the first offices of the Detroit Lions located? Shortly after the club's move from Portsmouth, Ohio, Lions owner G.A. Richards, who also owned radio station WJR, set up Head Coach George "Potsy" Clark with a temporary office in room 2107 of the Fisher Building, in downtown Detroit.

- Since 2002, the Lions have operated out of the team's headquarters in Allen Park, with portions of the organization's business operations housed in the old Hudson's warehouse portion of Ford Field.

LIONS TRAINING CAMP LOCATIONS

Since their first training camp in 1934, the Lions have trained at 10 different sites during the preseason.

SITE	YEARS	CITY
Cranbrook	1934-41	Bloomfield Hills
Charlevoix	1942	Charlevoix
West Shore Golf Club	1943-44	Grosse Ile
Assumption College	1945	Windsor, Ontario
Alma College	1946-48	Alma
Michigan State Normal College	1949-56	Ypsilanti
Cranbrook	1957-74	Bloomfield Hills
Oakland University	1975-89	Rochester
Pontiac Silverdome	1990-96	Pontiac
Saginaw Valley St. University	1997-01	Saginaw
Lions Practice Facility	2002-	Allen Park

LONGEST TENURED COACHES

Lions Defensive Assistant **Don Clemons** retired in February 2012 after serving 27 seasons on the Lions coaching staff, the most by any coach in franchise history. Clemons has served at least 10 years more than any coach who has ever worked for the Lions.

COACH	YEARS	SEASONS
Clemons, Don	1985-11	27
Forte, Aldo	1950-1965	16
Wilson, George	1949-1964	16
Arapoff, Jason	2001-15	15
Doll, Don	1963-64, 78-88	13
Fontes, Wayne	1985-96	12
Hill, Bert	1990-00	11
Priefer, Chuck	1997-06	10
Kwan, Stan	1997-00, 04-09	10





It was, legend says, a typically colorful, probably chilly, November day in 1622 that Pilgrims and Native Americans celebrated the new world's bounty with a sumptuous feast.

They sat together at Plymouth Plantation (they spelled it Plimouth) in Massachusetts, gave thanks for the goodness set before them, then dined on pumpkin pie, sweet potatoes, maize, cranberry sauce, turkey and who knows what else.

Actually, fish was just as predominant a staple. And history books say pumpkin pie really debuted a year later. But regardless of the accuracy of the details, that's how Thanksgiving Day is seen by Americans – except Detroiters.

They may have most of the same images as everyone else, but with a new twist that began in 1934.

That's when Detroiters and their outstate Michigan compatriots found themselves at the dawn of an unplanned behavior modification, courtesy of George A. "Dick" Richards, owner of the city's new entry in the National Football League: The Detroit Lions. - Larry Paladino, Lions Pride, 1993

Four generations of Detroiters have been a proud part of the American celebration of Thanksgiving. The relationship between Detroit and Thanksgiving dates back to 1934 when owner G.A. Richards scheduled a holiday contest between his first-year Lions and the Chicago Bears. Some 80 years later, fans throughout the State of Michigan have transformed an annual holiday event into the single greatest tradition in the history of American professional team sports. Indeed, if **football** is America's passion, **Thanksgiving football** is Detroit's passion.

The game was the brainchild of Richards, the first owner of the Detroit Lions. Richards had purchased the team in 1934 and moved the club from Portsmouth, Ohio to the Motor City. The Lions were the new kids in town and had taken a backseat to the baseball Tigers. Despite the fact the Lions had lost only one game prior to Thanksgiving in 1934, the season's largest crowd had been just 15,000.

The opponent in 1934 was the undefeated, defending World Champion Chicago Bears. The game would determine the champion of the Western Division. Richards had convinced the NBC Radio Network to carry the game coast-to-coast (94 stations) and additionally, an estimated 26,000 fans jammed into the University of Detroit Stadium while thousands more disappointed fans were turned away.

The game was the NFL's first on a national broadcast.

In 2009, the Lions Thanksgiving Day game against Green Bay marked the NFL's 75th anniversary of the first NFL national game broadcast. Graham McNamee was the announcer for NBC Radio for that historic game in 1934.

Despite two Ace Gutowsky touchdowns, the Bears won the inaugural game 19-16, but a classic was born. Since 1934, 82 games have been played with the Lions holding a 37-43-2 record in the series. And each game, in its own way, continues to bring back memories of Thanksgiving, not only to Lions fans, but to football fans across the nation.

THANKSGIVING DAY FACTS

- The series began Nov. 29, 1934 when Detroit played host to the Chicago Bears. In the first Thanksgiving Day game, the Lions were defeated by the Bears 19-16.
- A total of 82 games have been played with the Lions owning a 37-43-2 record in the annual holiday classic.
- More than 4 million fans have witnessed the Lions' 81 Thanksgiving Day games. The total attendance for the first 82 games is 4,625,492 an average of 56,408 fans per game. For the first time in team history, there were no fans in attendance for the team's 2020 Thanksgiving game, due to COVID-19 restrictions.
- Detroit had won on Thanksgiving Day from 2013-16, marking the team's longest streak in the holiday classic since winning four-straight from 1997-2000.
- The Lions have played 24 different teams since the first Thanksgiving Day game. The most common opponent has been the Green Bay Packers, who the Lions played in 2013 for the 21st time in the Thanksgiving series. Their second most common opponent is the Chicago Bears (18 times).
- The two highest scoring games were a 44-40 Packers' win in 1986 and a 52-35 romp over Green Bay in 1951.
- The lowest scoring game was a 12-0 Philadelphia win in the 1968 "Mud Bowl."
- Twelve times in the series has a game been decided by three points or less, with the Lions' record standing at 5-5-2 in those meetings.
- The most lopsided game was a 45-3 Lions win over Pittsburgh in 1983.
- Seven shutouts have been recorded, but only one by the Lions (20-0 over the Bears in 1979).
- Three Thanksgiving Day games have gone into overtime. The first came in 1980 when the Bears' David Williams returned the opening kickoff of OT for a 95-yard touchdown. At the time, the game marked the shortest overtime game in NFL history (21 seconds). The second overtime game occurred in 1998 when the Lions defeated the Steelers 19-16 on a 42-yard Jason Hanson field goal in a game that will be remembered for the controversial coin toss before overtime began. The third occurred against the Houston Texans in 2012 in a game categorized by back-and-forth possessions and two missed field goals from each side, with Houston K Shayne Graham pulling out a 32-yarder for the win.





DETROIT LIONS



NFL.ORG

HISTORY SECTION - THANKSGIVING DAY TRADITION

@LIONSPR

THANKSGIVING RESULTS

Year	Opp	Result	Score	Att	W	L	T	Year	Opp	Result	Score	Att	W	L	T	
1934	Chicago	L	16-19	26,000	10	3	0	1982	New York Giants	L	6-13	64,348	4	5	0	
1935	Chicago	W	14-2	18,000	7	3	2	1983	Pittsburgh	W	45-3	77,724	9	7	0	
1936	Chicago	W	13-7	22,000	8	4	0	1984	Green Bay	W	31-28	63,696	4	11	1	
1937	Chicago	L	0-13	24,173	7	4	0	1985	New York Jets	W	31-20	65,531	7	9	0	
1938	Chicago	W	14-7	26,200	7	4	0	1986	Green Bay	L	40-44	61,199	5	11	0	
1939	Series Interrupted	During World War II						1987	Kansas City	L	20-27	43,820	4	11	0	
1940	Series Interrupted	During World War II						1988	Minnesota	L	0-23	46,479	4	12	0	
1941	Series Interrupted	During World War II						1989	Cleveland	W	13-10	65,624	7	9	0	
1942	Series Interrupted	During World War II						1990	Denver	W	40-27	73,896	6	10	0	
1943	Series Interrupted	During World War II						1991	Chicago	W	16-6	78,879	12	4	0	
1944	Series Interrupted	During World War II						1992	Houston Oilers	L	21-24	73,711	5	11	0	
1945	Cleveland Rams	L	21-28	40,017	7	3	0	1993	Chicago	L	6-10	76,699	10	6	0	
1946	Boston Yanks	L	10-34	13,010	1	10	0	1994	Buffalo	W	35-21	75,672	9	7	0	
1947	Chicago	L	14-34	27,214	3	9	0	1995	Minnesota	W	44-38	74,559	10	6	0	
1948	Chicago Cardinals	L	14-28	22,099	2	10	0	1996	Kansas City	L	24-28	75,079	5	11	0	
1949	Chicago	L	7-28	22,912	4	8	0	1997	Chicago	W	55-20	77,904	9	7	0	
1950	New York Yanks	W	49-14	28,000	6	6	0	1998	Pittsburgh	W	19-16 ^{ot}	78,139	5	11	0	
1951	Green Bay	W	52-35	32,247	7	4	1	1999	Chicago	W	21-17	77,905	8	8	0	
1952	Green Bay	W	48-24	39,101	9	3	0	2000	New England	W	34-9	77,923	9	7	0	
1953	Green Bay	W	34-15	52,547	10	2	0	2001	Green Bay	L	27-29	77,730	2	14	0	
1954	Green Bay	W	28-24	55,532	9	2	1	2002	New England	L	12-20	62,109	3	13	0	
1955	Green Bay	W	24-10	51,685	3	9	0	2003	Green Bay	W	22-14	62,123	5	11	0	
1956	Green Bay	L	20-24	54,087	9	3	0	2004	Indianapolis	L	9-41	63,107	6	10	0	
1957	Green Bay	W	18-6	54,301	8	4	0	2005	Atlanta	L	7-27	62,390	5	11	0	
1958	Green Bay	W	24-14	50,971	4	7	1	2006	Miami	L	10-27	61,562	3	13	0	
1959	Green Bay	L	17-24	49,211	3	8	1	2007	Green Bay	L	26-37	63,257	7	9	0	
1960	Green Bay	W	23-10	54,123	7	5	0	2008	Tennessee	L	10-47	60,112	0	16	0	
1961	Green Bay	L	9-17	55,662	8	5	1	2009	Green Bay	L	12-34	57,383	2	14	0	
1962	Green Bay	W	26-14	57,598	11	3	0	2010	New England	L	24-45	60,965	6	10	0	
1963	Green Bay	T	13-13	54,016	5	8	1	2011	Green Bay	L	15-27	66,263	10	6	0	
1964	Chicago	L	24-27	52,231	7	5	2	2012	Houston	L	31-34 ^{ot}	64,827	4	12	0	
1965	Baltimore Colts	T	24-24	55,036	6	7	1	2013	Green Bay	W	40-10	64,934	7	9	0	
1966	San Francisco	L	14-41	53,189	4	9	1	2014	Chicago	W	34-17	64,175	11	5	0	
1967	L.A. Rams	L	7-31	54,389	5	7	2	2015	Philadelphia	W	45-14	64,445	7	9	0	
1968	Philadelphia	L	0-12	47,909	4	8	2	2016	Minnesota	W	16-13	63,793	9	7	0	
1969	Minnesota	L	0-27	57,906	9	4	1	2017	Minnesota	L	23-30	66,613	9	7	0	
1970	Oakland	W	28-14	56,597	10	4	0	2018	Chicago	L	16-23	65,684	6	10	0	
1971	Kansas City	W	32-21	54,418	7	6	1	2019	Chicago	L	20-24	65,412	3	12	1	
1972	New York Jets	W	37-20	54,418	8	5	1	2020	Houston	L	25-41	0	5	11	0	
1973	Washington	L	0-20	54,418	6	7	1	2021	Chicago	L	14-16	56,355	3	13	1	
1974	Denver	L	27-31	53,314	7	7	0									
1975	L.A. Rams	L	0-20	69,552	7	7	0									
1976	Buffalo	W	27-14	66,875	6	8	0									
1977	Chicago	L	14-31	71,373	6	8	0									
1978	Denver	W	17-14	71,785	7	9	0									
1979	Chicago	W	20-0	66,219	2	14	0									
1980	Chicago	L	17-23 ^{ot}	75,397	9	7	0									
1981	Kansas City	W	27-10	76,735	8	8	0									





THANKSGIVING RECORDS VS. OPPONENTS

Team	Overall					Ford Field			
	G	W	L	T	Pct	W	L	T	Last
Arizona	1	0	1	0	.000	0	0	0	11/25/48
Atlanta	1	0	1	0	.000	0	1	0	11/24/05
Boston	1	0	1	0	.000	0	0	0	11/28/46
Buffalo	2	2	0	0	1.000	0	0	0	11/24/94
Chicago	19	8	11	0	.421	1	3	0	11/25/21
Cleveland	1	1	0	0	1.000	0	0	0	11/23/89
Denver	3	2	1	0	.667	0	0	0	11/22/90
Green Bay	21	12	8	1	.595	2	3	0	11/28/13
Houston	2	0	2	0	.000	0	2	0	11/26/20
Indianapolis	2	0	1	1	.250	0	1	0	11/25/04
Kansas City	4	2	2	0	.500	0	0	0	11/28/96
Los Angeles	3	0	3	0	.000	0	0	0	11/27/75
Miami	1	0	1	0	.000	0	1	0	11/23/06
Minnesota	5	2	3	0	.400	1	1	0	11/23/17
New England	3	1	2	0	.333	0	2	0	11/25/10
New York Giants	1	0	1	0	.000	0	0	0	11/25/82
New York Jets	2	2	0	0	1.000	0	0	0	11/28/85
New York Yanks	1	1	0	0	1.000	0	0	0	11/23/50
Oakland	1	1	0	0	1.000	0	0	0	11/26/70
Philadelphia	2	1	1	0	.500	1	0	0	11/26/15
Pittsburgh	2	2	0	0	1.000	0	0	0	11/26/98
San Francisco	1	0	1	0	.000	0	0	0	11/24/66
Tennessee	2	0	2	0	.000	0	1	0	11/27/08
Washington	1	0	1	0	.000	0	0	0	11/22/73
Totals	82	37	43	2	.463	5	15	0	11/25/21

THANKSGIVING RECORDS BY THE DECADES

Decade	G	W	L	T	Pct.
1930s	5	3	2	0	.600
1940s	5	0	5	0	.000
1950s	10	8	2	0	.800
1960s	10	2	6	2	.300
1970s	10	6	4	0	.600
1980s	10	5	5	0	.500
1990s	10	7	3	0	.700
2000s	10	2	8	0	.200
2010s	10	4	6	0	.400
2020s	2	0	2	0	.00
Totals	82	37	43	2	.463

(1939-44: Series Interrupted During WWII)

Note: Prior to 1972, a team's winning pct. was calculated using wins and losses, disregarding ties. (Ex: Detroit's record in the 1960s was 2-6-2 and their winning pct. was .250, two wins/two wins + six losses). Since 1972, ties have been calculated in winning pct. as half-a-win.



Barry Sanders eats a turkey leg as he talks to the TV broadcast network following a Thanksgiving Day victory in the 1990s.





THANKSGIVING GAME RECORDS

RUSHING

Yards				
Lions:	198	Bob Hoernschemeyer	11/23/50	NYU
Opp:	273	O.J. Simpson	11/25/76	Buf

Attempts

Lions:	28	Barry Sanders	11/23/89	Cle
Opp:	29	O.J. Simpson	11/25/76	Buf

Touchdowns

Lions:	3	Barry Sanders	11/27/97	Chi
Opp:	3	Ed Podolak	11/25/71	KC

PASSING

Yards				
Lions:	441	Matthew Stafford	11/22/12	Hou
Opp:	384	Warren Moon	11/23/95	Min

Attempts

Lions:	61	Matthew Stafford	11/22/12	Hou
Opp:	48	Matt Schaub	11/22/12	Hou

Completions

Lions:	34	Matthew Stafford	11/27/14	Chi
Opp:	31	Brett Favre	11/22/07	GB

Touchdown Passes

Lions:	5	Matthew Stafford	11/26/15	Phi
Opp:	6	Peyton Manning	11/25/04	Ind

RECEIVING

Yards				
Lions:	169	Herman Moore	11/24/94	Buf
Opp:	303	Jim Benton	11/22/45	Cle

Receptions

Lions:	12	Brett Perriman	11/23/95	Min
Opp:	12	Marvin Harrison	11/25/04	Ind

Touchdowns

Lions:	3	Cloyce Box	11/23/50	NYU
	3	Cloyce Box	11/27/52	GB
	3	Leonard Thompson	11/28/85	NYJ
	3	Calvin Johnson	11/26/15	Phi
Opp:	3	Bill Howton	11/27/52	GB
	3	Marvin Harrison	11/25/04	Ind
	3	Brandon Stokley	11/25/04	Ind

RETURNS

Return Touchdowns

Lions:	2 PR	Jack Christiansen	11/22/51	GB
	1 PR, 1 INT	Jack Christiansen	11/25/54	GB
Opp:	1 INT	MR: Eddie Jackson	11/22/18	Chi

SCORING

Extra Points

Lions:	7	Jason Hanson	11/27/97	Chi
--------	---	--------------	----------	-----

	7	Doak Walker	11/23/50	NYU
	7	Doak Walker	11/22/51	GB
Opp:	6	Shayne Graham	11/25/10	NE

Field Goals

Lions:	5	Jason Hanson	11/27/03	GB
Opp:	4	Sam Baker	11/28/68	Phi
	4	Rob Bironas	11/27/08	Ten

TOTAL TOUCHDOWNS

Lions:	3 Ru	Barry Sanders	11/27/97	Chi
	3 Pa	Cloyce Box	11/23/50	NYU
	3 Pa	Cloyce Box	11/27/52	GB
	3 Pa	Leonard Thompson	11/28/85	NYJ
	3 Pa	Calvin Johnson	11/26/15	Phi
Opp:	3 Pa	Bill Howton	11/27/52	GB
	3 Ru	Ed Podolak	11/25/71	KC
	2 Pa, 1 PR	Walter Stanley	11/27/86	GB
	3 Pa	Marvin Harrison	11/24/04	Ind
	3 Pa	Brandon Stokley	11/24/04	Ind

SACKS

Lions:	3.5	Ezekiel Ansah	11/26/15	Phi
Opp:	3.0	Carl Hairston	11/23/89	Cle
	3.0	Sean Jones	11/26/92	Hou
	3.0	J.J. Watt	11/22/12	Hou

LONGEST PLAY

Rushing Play:

Lions:	96t	Bob Hoernschemeyer	11/23/50	NYU
Opp:	81t	Justin Forsett	11/22/12	Hou

Passing Play

Lions:	97t	B. Layne to C. Box	11/26/53	GB
Opp:	82t	T. Rote to M. McGee	11/25/54	GB

Punt Return

Lions:	89t	Jack Christiansen	11/22/51	GB
Opp:	83t	Walter Stanley	11/27/86	GB

Kickoff Return

Lions:	74	Aveion Cason	11/22/06	GB
Opp:	95t	Dave Williams	11/27/80	Chi

Interception Return

Lions:	102t	Bob Smith	11/24/49	Chi
Opp:	97t	Lawrence Taylor	11/25/82	NYG

Field Goal

Lions:	54	Jason Hanson	11/22/01	GB
Opp:	54	Nick Lowery	11/26/87	KC
	54	Mason Crosby	11/28/13	GB

*MR: Several players, most recent





1934-1947: The first uniform donned by the Detroit Lions included a blue jersey with gleaming silver numerals, silver pants and a silver helmet. The shoes were black. The shade of blue used for the jersey became known as 'Honolulu' blue.

1948: Alvin 'Bo' McMillin joined the Lions after having success as a college coach at Indiana University. Soon after his arrival, McMillin changed the colors of the Lions' uniforms with the new colors resembling those of his Hoosier teams. The organization retained Honolulu blue and silver as their official colors.

- The jersey was scarlet with white numbers and the pants were white with a thin black stripe between two thin scarlet stripes. The helmets were black. All the players wore leather helmets that season due to the league's ban on plastic helmets.
- The team had a second, all-black uniform, which would be worn only for certain important games that McMillin particularly wished to win. The jersey was black with white numbers and the pants were black with a thin scarlet stripe between two thin white stripes.
- The two uniform sets ended up being worn in four different combinations (scarlet/white; black/black; scarlet/black; black/white).



1949: The Lions returned to wearing their Honolulu blue and silver uniforms at home but continued to wear combinations of the scarlet and white uniforms and the all-black uniforms on the road. The team changed the color of their helmet to blue and some players went back to wearing plastic helmets after the NFL lifted the ban on plastic headgear from the previous season.



1950-55: After wearing five different combinations of scarlet, white, black, silver and Honolulu blue in the previous two seasons, the Lions went back to wearing the traditional Honolulu blue and silver uniforms at home and on the road. For most of the 1950 season the team wore blue helmets but went back to wearing silver helmets for the 1951 season. During the early 50's, the NFL did not allow the Lions to wear silver helmets for night games because of their resemblance to the white ball under the night lights. They spray-painted their helmets blue for night games. Also, in 1951, the Lions wore the Detroit 250th Anniversary patch on their left sleeve. The patch was also worn by the Red Wings and Tigers.

1956: This was the first season that the Lions added their uniform numbers to the arm sleeves. Some players, like Lions Hall of Fame LT Lou Creekmur, were unhappy with the change - claiming that it made it harder to get away with holding.

1957-60: The Lions began wearing separate colored uniforms on the road on a permanent basis in 1957. The jersey was white with three blue stripes, one thick between two thin stripes, on the sleeves. The numbers were blue and the helmet and pants remained silver.



- They wore a white jersey on at least one other occasion in a previous season. On Oct. 24, 1954, the Lions wore a similar white uniform in a game at San Francisco which they lost, 37-31, to the 49ers.

1961-67: In 1961, William Clay Ford's first season as the team's president, there were some significant uniform changes. The helmet remained silver with a grey facemask but now had the leaping-lion logo as well as two vertical blue stripes running from the back to the front. The pants also had two vertical blue stripes. Three silver stripes, one thick between two thin, were added to the arm sleeves of the home jersey. The away jersey remained the same.

- During the mid-60s, many players cut off part of the sleeves-giving appearance of only one or two stripes.

1968-69: 1968 was the first year the Lions had a white stripe between the two blue stripes on the helmet. The Lions and the rest of the league wore the NFL 50th Anniversary patch on their left shoulder in 1969.



1970-71: Last names were added to the back of the players' jerseys in silver lettering and white trim was added to the Leaping Lion logo on the helmet in 1970.

- For the second half of the 1971 season, the Lions wore a black band, which was sewn over the thick stripe on the left sleeve on their home and away jerseys, in honor of wide receiver Chuck Hughes. Hughes died of a heart attack with 62 seconds remaining in the fourth quarter against the Chicago Bears on Oct. 24, 1971.

1972: The Honolulu blue home jersey had white trim on the silver numerals and the white jerseys had silver trim on blue numerals for the first time in 1972. It was also the first year that there was a white, vertical stripe between





the two blue stripes on the pants.

- The Lions tweaked the striping on the arm-sleeves for that season as well. The home jerseys had the one thick silver stripe between two thin white stripes and the away jersey had the one thick blue stripe between two thin silver stripes.

1973-75: Detroit changed back to the three silver stripes, one thick between two thin, on the sleeves of the Honolulu blue home jersey except now they had white trim. The away white jersey had three blue stripes, one thick between two thin, and they had silver trim.



- For the 1974 season, the Lions wore a black band, which was sewn over the thick stripe on the left sleeve of their home and away jerseys, in honor of Head Coach Don McCafferty who died of a heart attack during training camp.
- 1974 was also the season that the Lions started wearing white shoes.

1976-79: In 1976, the players' numbers were added to the back of the helmet.

1980-81: The Lions changed the dull silver stripes and trimming on their uniforms to a shimmering silver glitter. This only lasted two seasons because of complaints by other teams about the glare.

1982-97:

- **1982:** The Lions changed the color of the numbers on their home jerseys, making them white with silver trim.
- **1983:** The Lions wore a 50th Anniversary patch on their left shoulder. The Lions changed their facemask from silver/grey to Honolulu blue.

- **1991:** The team wore a patch honoring Russ Thomas, a former player and General Manager for the Lions, who had recently passed away. For their final seven games (five regular season, two postseason), each player had a white circle decal with a blue number '60,' on the back right side of the helmet, in honor of RG Mike Utley. Utley suffered a spinal cord injury in a game against the Los Angeles Rams on Nov. 17, 1991. The small NFL shield was added to the 'V' of the neck.



- **1992:** They wore a black circle decal with a white number '65,' on the back right side of the helmet, in honor of LG Eric Andolsek, who was killed a few months prior to the season.

- **1993:** The Lions wore a 60th Anniversary patch on their left shoulder.

- **1994:** The Lions wore throwback jerseys for the 1994 season while the NFL was celebrating their 75th anniversary. This version of the uniform was intended to replicate the jersey worn by the Lions in 1935, which was the season that the team won their first world championship. Several players wore a black circle decal with a white number '50,' on the back right side of the helmet in honor of former Lions' LB Toby Caston.

1998: In what turned out to be Barry Sanders final season, the Lions changed their look on the road, wearing blue pants with a white stripe between two silver stripes.



- **1999:** The Lions returned to wearing silver pants (with white stripe between two blue stripes) on the road.

2000-02: In 2000, the Lions moved the numbers that were on the sleeves up to the shoulders.

- The Lions wore a patch commemorating the first game at Ford Field September 22, 2002 against the Green Bay Packers.



2003: The home jersey has a thick silver stripe between two thin blue stripes with white trim and two thin black stripes. The numbers are white with silver trim and outside black trim. The away jersey has a thick blue stripe between two thin silver stripes with white trim and two thin black stripes. The numbers on the away jersey are blue with silver trim and outside black trim.



- The helmet has one vertical white stripe between two blue stripes and two thin black stripes on the outside. The Leaping Lion has white trim and outside black trim and the facemask is black.
- The pants have one vertical thick white stripe between two blue stripes and two thin black stripes.

2005: The Lions introduced a new black alternate jersey featuring Honolulu Blue numbers with silver and white trim. The alternate jersey can be worn in as many as two regular season games and one preseason game.



2008: To commemorate the Detroit Lions 75th Season, the team wore a patch on the home and away jerseys. Additionally, the Lions wore the franchise's classic "throwback" uniform sans 75th Season patch for two games.





2009-13: On April 20, 2009, the Detroit Lions unveiled a new comprehensive brand that included a new logo and new uniforms. As part of the new comprehensive brand, the Lions also introduced a new logotype and a new proprietary font, "NFL Lions." Later in 2012, the NFL launched its new partnership with Nike in April of that year. The Lions uniform featured the Nike logo but also the new Nike Elite 51 technology. The collar changed from black and silver piping to a solid blue.

Designed and engineered from the inside out, the Nike Elite 51 uniform focused on creating a system where the baselayer, padding, jersey and pant work in concert. New innovations included integrating Nike Flywire Technology into the neckline to reduce weight and provide lockdown fit over pads, increasing sleeve articulation for better range of motion, and integrating new four-way stretch fabrication to provide a streamlined shrink-wrap fit.



- The sleeves feature a silk-screened wide horizontal silver stripe, inside two smaller silver stripes. The wide stripe is stenciled with 'LIONS' on the right sleeve and 'WCF' is featured in front of blue and silver vertical bars on the left sleeve in honor of the team's previous owner, William Clay Ford, Sr.
- Numerals (also silver) remain on the shoulders just above a silver Nike brand 'swoosh.'
- Players' nameplates on the back of the uniform are also silver (no trim) like each set of numerals.



2014: Detroit Lions players wore a uniform patch from 2014-16 honoring late team owner William Clay Ford. Mr. Ford, who passed away March 9, 2014, purchased the Lions in Nov. 1963 and officially

became sole owner of the team Jan. 10, 1964. The Lions introduced the patch beginning with the regular season opener (September 8) on Monday Night Football at Ford Field when Detroit defeated the New York Giants, 35-14.

LIONS VISUAL IDENTITY

2017: On Feb. 1, 2017 the Lions once again updated the team's logo and typeface as part of a rebranding initiative that also included four new uniform options. The updated logo and typeface includes the removal of black from the brand identity, emphasizing the team's class color combination of Honolulu blue and silver that has been synonymous with the Detroit Lions since 1934.

HOME HONOLULU BLUE JERSEYS

The Lions new home jerseys remain Honolulu Blue, a color first established in 1934.

- The numerals were developed and customized specifically for the Lions uniform based on the team's new logotype. They are now silver, trimmed in anthracite - the newest color to the Lions visual system, officially 'dark steel grey.'

ROAD WHITE JERSEYS

The road jerseys are the traditional "road whites," with blue numerals trimmed in dark steel grey. Sleeves are similar in style to the home uniforms except the striping is Honolulu blue.

- The right sleeve features 'LIONS' screen-printed in white and the left sleeve again features the initials WCF with two vertical bars (Honolulu blue and silver).
- Players' nameplates on the back of the uniform are also Honolulu blue (no trim) like each set of numerals.



COLOR RUSH JERSEY

The new color rush jerseys are dark steel grey (anthracite) colored with white numerals trimmed in Honolulu Blue.



- Sleeves are similar in style to the away uniforms with the Honolulu Blue striping.
- The right sleeve features 'LIONS' screen-printed in white and the left sleeve again features the initials WCF with two vertical bars (Honolulu blue and silver).
- Players' nameplates on the back of the uniform are also white (no trim) like each set of numerals.






THROWBACK JERSEY

- The throwback jersey replicates what the team wore in their inaugural season in Detroit (1934) which was the inception of 'Honolulu blue.' The jersey is solid Honolulu blue with silver traditional block numbers; there is no striping on the sleeves or numbers on the shoulders.
- Players' nameplates on the back of the uniform are also silver (no trim) like the numerals.



HELMET

- With the introduction of the new Lions logo, the helmet now features a slightly altered version of the new logo on each side. Instead of being outlined in silver, the outer border is Honolulu blue.
- The facemasks are now silver.
- 'LIONS' will be on the front bumper of the helmet and 'DETROIT' will be on the back bumper of the helmet in the new Lions logotype.
- At the top middle of the helmet, the striping pattern has been modified to be the same striping pattern as the team's game pants except on a smaller scale.



PANTS AND GAME SOCKS

- Detroit's home game pants will remain in the team's traditional silver. Like the striping pattern on the helmet, the pants vertical trim on the side of the legs are a thick Honolulu blue stripe inside smaller blue stripes.
- Game pants for the away uniforms will be Honolulu blue with silver striping patterned the same as the home game pants.
- For the team's color rush uniform, the pants will be dark steel grey (identical to jersey) with no striping.
- The throwback uniforms will feature silver pants with no striping.
- The game socks, which are the same for the home, road and throwback uniforms, are now solid Honolulu blue. The socks will be dark steel grey for the color rush uniforms to match jersey and pants.

WHITE PANTS

- In Week 2 of the 2021 season, the Lions donned an all-white look for the first time in the modern era. This marked the first time Detroit wore white pants in a game since at least 1950, and may have been the first time the Lions wore a white top, white pants and white socks in the same game.
- The Lions wore their all-white, monotone look in Week 16 of the 2021 season at Atlanta.





HEAD COACHES SUMMARY

(Since 1930, Includes Postseason Games)

Head Coach	Years	Seasons	G	W	L	T	Pct
Hal Griffen	1930	1	14	5	6	3	.455
Potsy Clark	1931-36,40	7	86	54	25	7	.679
Dutch Clark	1937-38	2	22	14	8	0	.636
Gus Henderson	1939	1	11	6	5	0	.545
Bill Edwards	1941-42	1+	14	4	9	1	.308
John Karcis	1942	1-	8	0	8	0	.000
Gus Dorais	1943-47	5	53	20	31	2	.392
Bo McMillin	1948-50	3	36	12	24	0	.333
Buddy Parker	1951-56	6	76	50	24	2	.671
George Wilson	1957-64	8	106	55	45	6	.541
Harry Gilmer	1965-66	2	28	10	16	2	.385
Joe Schmidt	1967-72	6	85	43	35	7	.558
Don McCafferty	1973	1	14	6	7	1	.462
Rick Forzano	1974-76	2+	32	15	17	0	.469
Tommy Hudspeth	1976-77	1+	24	11	13	0	.458
Monte Clark	1978-84	7	107	43	63	1	.407
Darryl Rogers	1985-88	3+	58	18	40	0	.310
Wayne Fontes	1988-96	8+	138	67	71	0	.486
Bobby Ross	1997-2000	3+	59	27	32	0	.474
Gary Moeller	2000	1-	7	4	3	0	.571
Marty Mornhinweg	2001-02	2	32	5	27	0	.156
Steve Mariucci	2003-05	2+	43	15	28	0	.349
Dick Jauron	2005	1-	5	1	4	0	.200
Rod Marinelli	2006-08	3	48	10	38	0	.208
Jim Schwartz	2009-13	5	81	29	52	0	.363
Jim Caldwell	2014-17	4	66	36	30	0	.545
Matt Patricia	2018-20	3	43	13	29	1	.314
Darrell Bevell	2020	1-	5	1	4	0	.200
Dan Campbell	2021	1	17	3	13	1	.206
TOTALS	1930-2021	90	1,318	577	707	34	.451

(28 coaches)

+ Denotes having coached a portion of an additional season; - Denotes having coached less than one season

1942: John Karcis (0-8) replaced Bill Edwards (0-3); 1976: Tommy Hudspeth (5-5) replaced Rick Forzano (1-3); 1988: Wayne Fontes (2-3) replaced Darryl Rogers (2-9)



BUDDY PARKER
1951-56




WAYNE FONTES
1988-96



BOBBY ROSS
1997-2000



JIM CALDWELL
2014-17



DAN CAMPBELL
2021-





A

*Anderson, Hunk	1939
Arapoff, Jason	2001-15
Atkins, Billy	1978-79
Austin, Teryl	2014-17

B

*Bach, Joe	1943-47
Baker, Brian	1997-00
Baker, Bob	1985-88
Banta, Bradford	2008-13
Barry, Mike	2006-08
Barry, Joe	2007-08
Battershell, Carl	1985-88
Baugh, Sammy	1966
Baughan, Maxie	1980-82
Beard, Ed	1983-84
Beatty, Bruce	1975-76
Beightol, Larry	2006
Belichick, Bill	1976-77
Bennett, Leeman	1972
Berry, Raymond	1973-75, '91
Bevell, Darrell	2019-20
*Bingaman, Les	1960-64
Blacken, Malcolm	2001-09
Blair, Wayne	2022-
Bonamego, John	2013-14, 2019
Boudreau, Paul	1994-96
Brettschneider, Carl	1965-66
Brooks, Larry	2004-05
Brown, Earl	1951
Brown, Kippy	2006-08
Brunell, Mark	2021-
Brunner, John	1980-82
Bugel, Joe	1975-76
Bullough, Henry	1993
Burke, Matt	2009-13

C

Caldwell, Jim	
Head Coach	2014-17
Callahan, Brian	2016-17
Campbell, Dan	
Head Coach	2021-
Capers, Dom	2021
Carpenter, Lew	1987-88
Carr, Jim	1975-76
Carter, Pat	2006-08
Carter, Tony	2020
Carthon, Maurice	2001-02
Caskey, Kyle	2019-20
Catavolos, George	2004-05

Cawthon, Pete	1945
*Christman, Paul	1954-55
*Clark, Dutch	
Head Coach	1937-38
Clark, Mike	2021-
*Clark, Monte	
Head Coach	1978-84
*Clark, Patsy	
Head Coach	1934-36, '40
Clemons, Don	1985-11
Cochran, Red	1956-58
Colletto, Jim	2007-08
Coombs, Brayden	2020
Cooter, Jim Bob	2014-18
Corrao, David	2018-
Costanza, Jill	2021-
Croom, Sylvester	1997-00
Crossman, Danny	2010-12
Cullen, Joe	2006-08
*Cunningham, Gunther	2009-16

D

*David, Jimmy	1967-72
Davidson, Jeff	2018-19
Davis, Bo	2018-20
Davis, Cameron	2022-
Davis, Darrell "Mouse"	1989-90
DeLeone, Mark	2021
Dempsey, Rey	1975
Doll, Don	1963-64, '78-88
*Dorais, Gus	
Head Coach	1943-47
*Dotsch, Rollie	1977
Dove, Bob	1958-59
Downing, Todd	2009-13
Duker, Brian	2021-
Dyer, George	2003

E

Eddy, Jim	1996
Edsall, Randy	2016
*Edwards, Bill	
Head Coach	1941
	1942 (3 gms)
English, Wally	1974-75, 1977
Engstrand, Tanner	2020-

F

Falks, Frank	1997-00
Fipp, Dave	2021-
Fisher, Brandon	2011
Fitzsimmons, Devin	2014-2018





Fontes, John 1992-96
 *Fontes, Len 1990-91
 Fontes, Wayne 1985-88
 Assistant 1988 (5 gms)
 Head Coach 1989-96
 *Forte, Aldo 1950-65
 Forte, Mo, 1995-96
 *Forzano, Rick 1973
 Assistant 1974-76
 Head Coach 2018-
Fraley, Hank

G

*Gansz, Frank 1989-93
 Gase, Adam 2006-07
 Gash, Sam 2007-12
 Gerhart, Doug 1978
 Gibson, Bob 1976
 Gilmer, Harry 1965-66
 Head Coach 1974-76
 Glanville, Jerry 2021-
Glenn, Aaron
 Godsey, George 2017-2018
 Golden, Al 2016-19
 Graf, Rob 1999-00
 Graves, Fred 2005
 Grandelius, Sonny 1964
 Gregory, Steve 2018-20

H

Haley, Charles 2001-02
 Heffernan, Terry 2013-15
 Henderson, Donnie 2006
 *Henderson, Gus 1939
 Head Coach 1992-93
 Henning, Dan 1997-99
 Henry, Jack 2020-
Henry, Morris
 Higgins, Kevin 2001-04
 Hill, Bert 1990-00
 Hill, Rodney 2019
 Hoaglin, Fred 1978-84
 Holland, Johnny 2003-05
 Holloway, Bob 1973-74
 Horton, Jeff 2009
 Horton, Ray 2002-03
 *Hudspeth, Tommy 1976-77
 Head Coach 1977
 Hughes, Ed

J

Jaumotte, Dave 1991-94
 Jauron, Dick, 2004-05
 Assistant 2005 (5 gms)
 Head Coach 2006-12
 Jefferson, Shawn 2019-
Johnson, Ben
 Johnson, Bill 1983-84
 Johnson, Bobby 2013-14
 Jones, June 1989-90

K

*Karcis, John 1942
 Assistant 1942 (8 gms)
 Head Coach 2009
 *Karmelowicz, Bob 1994-96
 Kazor, Steve 1973-74, '82-84
 Khayat, Eddie 2001-02
 Kirksey, Larry 1967-72
 Knox, Chuck 2009-17
 Kocurek, Kris 2001-05
 Kugler, Sean 1997-00, 04-09
 Kwan, Stan

L

Lake, Jimmy 2008
 Landy, Greg 1995-96
 Lanham, Paul 1985-86
 Lappano, Tim 2009-13
 Lartigue, Kevin 2003-05
 Leachman, Lamar 1990-94
 Levy, Dave 1989-96
 Lewis, Sherman 2002-04
 Linehan, Scott 2009-13
 Loeffler, Scot 2008
 Lombardi, Joe 2014-15
 Lopez, Clayton 2006-08
 Lynn, Anthony 2021

M

Madden, Joe 1980-84
 Marchibroda, Ted 1982-83
 Marciano, Joe 2015-18
 Marinelli, Rod 2006-08
 Head Coach
 Mariucci, Steve 2003-04
 Head Coach 2005 (11 gms)
 Marshall, John 2002
 Martin, Jim 1967-72
 Martz, Mike 2006-07
 Martz, Tim 2007
 Matthews, Billie 1989-94





Mauck, Carl	2001-03
*McCafferty, Don, Head Coach	1973
McCarthy, Michael	2016-17
McCollum, Payton	2016-17
McHugh, Mike	2001-02
McKenzie, Ty	2020
McLaughlin, Leon	1973-74
*McLean, Scooter	1959-63
*McMillin, Bo, Head Coach	1948-50
*McPeak, Bill	1967-72
Meyer, John	1973-74
Misciagna, John	1997-00
Miller, Burnie	1977
Miller, Roy	1941-42
Modkins, Curtis	2013-15
Modkins, Jett	2021-
Modzelewski, Dick	1988-89
Moeller, Gary Assistant Head Coach	1997-2000 2000 (7 gms)
Moore, Tom	1994-96
Montgomery, Wilbert	2006-07
Mornhinweg, Marty Head Coach	2001-02
Morris, Pat	2004-05
Morton, John	2022-
Muir, Bill	1985-88
Murphy, Dennis	1997-2000
Murphy, Mike	1985-89

N

Nash Jr., Harold	2016-19
Nelsen, Bill	1984
Norris, Rex	1985-87
North, John	1965-72
Novak, Frank	1995-96
*Nussbaumer, Bob	1957-64

O

O'Dea, Kevin	2002-03
Oden, Tony	2014-17
Oliver, Steve	2021-
Olson, Greg	2004-05

P

Palcic, Bob	1997-98
Pannell, DeOn'tae	2021-
*Parker, Buddy Assistant Head Coach	1950 1951-56

Pasquale, Larry	1979
Pasqualoni, Paul	2018-19
Pattera, Herb	1989-95
Patricia, Matt Head Coach	2018-20
Payne, John	1977
Peccatiello, Larry	1997-2000
Peters, Floyd	1978-81
Phillips, Mel	1980-84
Picucci, Brian	2018
Pires, Glenn	2001-02
Pleasant, Aubrey	2021-
Priefer, Chuck	1997-2006
Prince, Robert	2014-20
Prince, Ron	2014-17

R

*Ramsey, Buster	1952-59
*Randolph, Clare	1940
Rapp, Vic	1987-88
Raich, Matt	2014-17
Raiola, Dominic	2016
Randle El, Antwaan	2021-
Rath, Ted	2009-15
Rathman, Tom	2003-05
Raye, Jimmy	1978-79
Reed, Fred	2006-07
Reese, Floyd	1975-77
Renfro, Ray	1965
Roberts, Daron	2009-10
Robertson, Marcus	2012-13
*Rogers, Darryl Head Coach	1985-87 1988 (11 gms)

Ross, Bobby Head Coach	1997-99 2000 (9 gms)
Rothstein, Evan	2012-20
Ruel, Golden Pat	2000
Ryan, Sean	2019-20
Ryan, Seth	2021-
Rymkus, Lou	1966

S

*Sanders, Charlie	1989-96
Saunders, Cedric	2006-08
Schmidt, Joe Assistant Head Coach	1966 1967-72
Schnelker, Bob,	1978-81
Schottenheimer, Kurt	2002-03
Schottenheimer, Marty	1978-79





Schuler, Josh	2016-
Schwartz, Jim	
Head Coach	2009-13
Seiple, Larry	1980-84
Selcer, Dick	1997-2002
Shaw, Willie	1985-88
Sheppard, Kelvin	2021-
Sheridan, Bill	2014-17
Shurmur, Fritz	1975-77
Shipp, Ken	1976
Shula, Don	1960-62
Silverfield, Ryan	2015
*Simpson, Jackie	1983
Smith, Danny	1999-2000
Smith, Richard	2003-04
Snow, Phil	2004-08
Staley, Duce	2021-
Stewart, Brian	2018-19
Sugarman, Andy	2003-05
Sullivan, Jerry	1997-2000
Sutulovich, Eric	2008
Swinton, Derius	2018

T

Taseff, Carl	1965-66
Teerlinck, John	1995-96
Temerario, Tim	1948-49
Thomas, Stephen	2019-21
*Thomas, Russ	1952-53
Tippett, Howard	1994-96
Tobin, Vince	2001
Tolbert, Kevin	2008
Tollner, Ted	2005
Trestman, Marc	1997

U

Undlin, Cory	2020
--------------	------

V

Valero, Kyle	2011-13
Voris, Dick	1972

W

Walker, David	2016-2018
Walton, Tim	2009-12
Wampfler, Jerry	1989-93
Warren, Ty	2020
Wash, Todd	2021-
Washburn, Jim	2013-14
Washburn, Jeremiah	2009-15
Washington, Leon	2019-20
Widenhofer, Woody	1989-92

White, Chris	2018-19
Williams, Alan	2014-17
Williams, Bobby	2003
Williams, Ivy	1985-86
Williams, Marquice	2019-20
Williams Jr., Steven	2015-2018
*Wilson, George	
Assistant	1949-56
Head Coach	1957-64
Winslow, Bob	1946-47


Y

*Yarno, George	2009-12
Yates, Billy	2018-20
Young, Bill	2001

Z

Zorn, Jim	1998-2000
*Zarza, Lou	1948
Zeleznik, Art	1976

*Deceased



Famed NFL Head Coach **Bill Belichick** received his first full-time NFL coaching position with the Lions in 1976, assisting on special teams. He was promoted to the team's receivers coach in 1977.





DETROIT LIONS



NFL.ORG

HISTORY SECTION - ALL-TIME DRAFT

@LIONSPR

Since 1936

Rd	Ovr	Player	Pos	College
1936				
1	8	Wagner, Sid	G	Michigan State
2	17	Cheshire, Chuck	B	UCLA
3	26	Pilney, Andy	B	Notre Dame
4	35	Biese, Sheldon	B	Minnesota
5	44	Francis, Kavenaugh	C	Alabama
6	53	Mickal, Abe	B	LSU
7	62	Wasicek, Charlie	T	Colgate
8	71	Rennebohn, Dale	C	Minnesota
9	80	Train, Bob	E	Yale

1937

1	7	Cardwell, Lloyd	B	Nebraska
2	17	Hamrick, Charlie	T	Ohio State
3	27	Huffman, Vern	B	Indiana
4	37	Glassford, Bill	G	Pittsburgh
5	47	Patt, Maury	E	Carnegie Mellon
6	57	Bell, George	G	Purdue
7	67	Sprague, John	E	SMU
8	77	Sayre, Elvin	C	Illinois
9	87	Kelley, Larry	E	Yale
10	97	Bell, Kay	T	Washington State

1938

1	6	Wojciechowicz, Alex	C	Fordham
3	21	Smith, Pete	E	Oklahoma
5	36	Bershak, Andy	E	North Carolina
6	46	Schleckman, Karl	T	Utah
7	56	Szakash, Paul	B	Montana
8	66	Nardi, Dick	B	Ohio State
9	78	Sirtosky, Jim	G	Indiana
10	86	Wolf, Ralph	C	Ohio State
11	96	Douglas, Clarence	B	Kansas
12	106	Frank, Clint	B	Yale

1939

1	7	Pingel, John	B	Michigan State
3	22	Weiss, Howie	B	Wisconsin
5	37	Maronic, Steve	T	North Carolina
6	47	Wendlick, Joe	E	Oregon State
7	57	Tutty, Darrell	B	East Texas State
8	67	Truskowski, Dick	T	Idaho
9	77	Calihan, Bill	B	Nebraska
10	87	George, Ray	T	USC
11	97	Calvelli, Tony	C	Stanford
12	107	Coughlin, Jim	E	Santa Clara
13	117	Hutchins, Prescott	G	Oregon State
14	127	Means, Art	G	Washington
15	137	Hodge, Gene	G	East Texas State
16	147	Lazetich, Bill	B	Montana

17	157	Neihaus, Ralph	T	Dayton
18	167	Niemant, Dutch	B	New Mexico
19	177	Tonelli, Amerigo	G	USC
20	187	McDonald, Jim	C	Illinois
21	192	Waters, Merrill	E	BYU
22	197	Howe, Al	T	Xavier

1940

1	6	Nave, Doyle	B	USC
3	21	Fisk, Bill	E	USC
5	36	Smith, Harry	G	USC
6	46	Rike, Jim	C	Tennessee
7	56	Winslow, Bob	E	USC
8	66	Tranavitch, Bill	B	Rutgers
9	76	Haas, Bob	T	Missouri
10	86	DeWitte, Leon	B	Purdue
11	96	Prasse, Erwin	E	Iowa
12	106	Binder, Ken	B	Carroll
13	116	Bowers, Justin	T	Oklahoma
14	126	Morlock, Jack	B	Marshall
15	136	Rouse, Stillman	E	Missouri
16	146	Padley, Jack	B	Dayton
17	156	Hackenbruck, John	T	Oregon State
18	166	Ribar, Frank	G	Duke
19	176	McCarthy, Herb	B	Denver
20	186	Parten, Dub	T	Centenary
21	191	Morgan, Malvern	C	Auburn
22	196	Orf, Bob	E	Missouri

1941

1	5	Thomason, Jim	B	Texas A&M
2	15	Goodreault, Gene	E	Boston College
3	20	Hopp, Harry	B	Nebraska
4	30	Lio, Augie	G	Georgetown
5	35	Nelson, Bob	C	Baylor
6	45	Tripson, John	E	Wake Forest
7	55	Jett, John	E	Wake Forest
8	65	Manzo, Joe	T	Boston College
9	75	Davis, Jasper	B	Duke
10	85	Pavelec, Ted	T	Detroit
11	95	Piepul, Milt	B	Notre Dame
12	105	Jefferson, Billy	B	Mississippi State
13	115	Britt, Maurice	E	Arkansas
14	125	Schibanoff, Alex	T	Franklin & Marshall
15	135	Scott, Perry	E	Muhlenberg
16	145	Sarres, George	C	Providence
17	155	Gage, Fred	B	Wisconsin
18	165	Ishmael, Charlie	B	Kentucky
19	175	Isberg, Len	B	Oregon
20	185	Friedlander, Paul	B	Carnegie-Mellon

1942





DETROIT LIONS



NFL.ORG

HISTORY SECTION - ALL-TIME DRAFT

@LIONSPR

1	5	Westfall, Bob	B	Michigan	30	281	Kaplan, Mary	B	Western Maryland
2	15	Bauman, Alf	T	Northwestern	1944				
3	20	Dethman, Bob	B	Oregon	1	4	Graham, Otto	B	Northwestern
4	30	Sanzotta, Dorm	B	Case West. Reserve	2	14	Cifers, Bob	B	Tennessee
5	35	Blalock, Joe	E	Clemson	3	19	Heywood, Ralph	E	USC
6	45	Evans, Murray	B	Hardin-Simmons	4	30	Betteridge, George	B	Utah
7	55	Colella, Tommy	B	Canisius	5	35	Greene, John	T	Michigan
8	65	Franceski, Joe	T	Scranton	6	46	Alliquie, Ed	T	Santa Clara
9	75	Banjavic, Emil	B	Arizona	7	57	Briggs, Paul	T	Colorado
10	85	Diehl, Bill	C	Iowa	8	68	Giske, Red	G	Washington State
11	95	Polanski, John	B	Wake Forest	9	79	Bolger, Matthew	E	Notre Dame
12	105	Stringfellow, Joe	E	So. Mississippi	10	90	Hein, Herb	E	Minnesota
13	115	Arena, Tony	C	Michigan State	11	101	White, Paul	B	Michigan
14	125	Heinberg, Wolf	T	Cal-Santa Barbara	12	112	Lescoulie, Jack	G	UCLA
15	135	Speedie, Mac	E	Utah	13	123	Rehor, Doug	B	Dickenson
16	145	Bynum, Firman	T	Arkansas	14	134	Pritula, Bill	C	Michigan
17	155	Fisher, Dick	B	Ohio State	15	145	Molich, Jim	E	Fresno State
18	165	Speth, George	T	Murray State	16	156	Yakapovich, Jules	B	Colgate
19	175	Heaton, Blair	E	Susquehanna	17	167	Helms, Jack	T	Georgia Tech
20	185	Collins, Ben	B	West Texas State	18	178	Maderick, Elmer	B	Detroit

1943

1	1	Sinkwich, Frank	B	Georgia	19	189	Eubank, Bill	E	Mississippi State
2	11	Schreiner, Dave	E	Wisconsin	20	200	Ahlstrom, Ray	B	St Mary's (Calif.)
3	16	Ashcom, Dick	T	Oregon	21	211	Kapter, Alex	G	Northwestern
4	26	Hamer, Ralph	B	Furman	22	222	Clark, Vic	B	Texas
5	31	Wickett, Lloyd	T	Oregon State	23	233	Fischer, Max	C	Oklahoma
6	41	Jones, Casey	B	Union (Tenn.)	24	244	Jacoby, Chuck	B	Indiana
7	51	Sizemore, Paul	E	Furman	25	255	McCarthy, Bob	E	St Mary's (Calif.)
8	61	Poschner, George	E	Georgia	26	266	Hendrickson, Stan	E	Colorado
9	71	Irish, Jack	T	Arizona	27	277	Bouldin, Fred	B	Missouri
10	81	Fenton, Jack	B	Michigan State	28	288	Petroski, Pat	G	Miami
11	91	Renfro, Dick	B	Washington State	29	299	Tosti, Joe	E	Scranton
12	101	Kolesar, Bob	G	Michigan	30	310	Seelinger, Len	B	Wisconsin

1945

1	6	Szyman, Frank	C	Notre Dame
3	24	Mohrbacher, Stan	G	Iowa
5	39	Wiese, Bob	B	Michigan
6	49	Fekete, Gene	B	Ohio State
7	62	Jarmoluk, Mike	T	Temple
8	72	Lowther, Russ	B	Detroit
9	82	Joop, Les	T	Illinois
10	95	Walker, Paul	E	Yale
11	105	Hansen, Howie	T	Utah State
12	115	Kasap, Mike	T	Illinois
13	128	Hopp, Wally	B	Nebraska
14	138	Trickey, Ben	B	Iowa
15	148	Williams, Windell	E	Rice
16	161	Flanigan, Wayne	E	Denver
17	171	Key, OJ	B	Tulane
18	181	McWhorter, Jim	B	Alabama
19	194	LeForce, Clyde	B	Tulsa





DETROIT LIONS



NFL.ORG

HISTORY SECTION - ALL-TIME DRAFT

@LIONSPR

20	204	Castronis, Mike	G	Georgia	6	36	Gallagher, Bernie	T	Penn
21	214	Currier, Ken	G	Wisconsin	7	46	Grain, Ed	G	Penn
22	227	Verutti, Jack	B	St Mary's (Calif.)	8	56	James, Harvey	C	Miami
23	237	Olsen, Ray	B	Tulane	9	66	Alexander, Kale	T	South Carolina
24	260	Morrow, Russ	C	Tennessee	10	76	Elliot, Chalmers	B	Michigan
25	270	Green, Stan	T	Oklahoma	11	86	Sullivan, Pete	T	Detroit
26	270	Ivory, Bob	G	Detroit	12	96	Camarata, LaVerne	B	Iowa State
27	280	Taylor, Bell	B	Tulsa	13	106	Vezmar, Walt	G	Michigan State
28	293	Ciesla, Len	B	Creighton	14	116	Hagen, Dick	E	Washington
29	303	Lopp, Frank	T	Wisconsin	15	126	Meeks, JW	B	E Texas State
30	313	Limont, Paul	E	Notre Dame	16	136	Nilsen, Reed	C	BYU
31	321	Schadler, Ben	B	Northwestern	17	146	James, Tommy	B	Ohio State
32	326	Dorias, Tom	B	Detroit	18	156	Maugham, Ralph	E	Utah State
					19	166	Baty, Buryl	B	Texas A&M
					20	176	Madar, Elmer	E	Michigan
					21	186	White, JT	E	Michigan
					22	196	Schuette, Carl	B	Marquette
					23	206	Cipot, Steve	T	St Bonaventure
					24	216	Cadenhead, Bill	B	Alabama
					25	226	Cody, Jim	T	E Texas State
					26	236	Maves, Earl	B	Wisconsin
					27	246	Hilman, Bill	B	Tennessee
					28	256	Kelly, Arch	E	Detroit
					29	266	Tulis, Bob	T	Texas A&M
					30	276	McAfee, Howard	T	Tulane

1946

1	8	Dellastatious, Bill	B	Missouri	1a		Choice to ChiB thru Pit		
3	22	Thomas, Russ	T	Ohio State	1b	6	Tittle, YA	QB	LSU
5	38	Harris, Dave	E	Wake Forest			(From LARm)		
6	47	Eddins, Joe	G	Auburn	2	13	Quist, George	B	Stanford
7	58	Berezney, Pete	T	Notre Dame	3	15	Bingaman, Les	T	Illinois
8	67	DeCoursey, Keith	B	Washington	4	25	Minor, Jim	T	Arkansas
9	78	Hedges, Bill	T	West Texas State	5		Choice to GB		
10	87	Dixon, Thornton	T	Ohio State	6	37	Williamson, Bob	T	Hobart
11	98	Stevens, Bob	B	Oregon State	7a	47	Enke, Fred	B	Arizona
12	107	Farris, Pat	T	Texas Tech	7b	53	Schwab, Moroni	T	Utah State
13	118	Copoulos, Paul	B	Marquette			(From Chi)		
14	127	Irby, Ty	B	Auburn	8		Choice to NYG		
15	138	Thrash, Pat	E	South Carolina	9	67	Doll, Don	B	USC
16	147	Mote, Kelly	E	Duke	10	77	Cleary, Paul	E	USC
17	158	Scrugg, Bill	B	Rice	11	87	Land, Fred	T	LSU
18	167	Wall, Ben	B	Central Michigan	12		Choice to NYG		
19	178	Kispert, Merlin	B	Minnesota	13	107	Steger, Russ	B	Illinois
20	187	Malmberg, Don	T	UCLA	14	117	Enstice, Hal	B	Union
21	198	Maloney, Norm	E	Purdue	15	127	Elliot, Pete	B	Michigan
22	207	Simmons, Jack	B	Detroit	16	137	Templeton, Dave	G	Ohio State
23	218	Pulte, Joe	E	Detroit	17	147	Sickels, Quentin	G	Michigan
24	227	Funderberg, Bob	B	Northwestern	18	157	Spruill, Jim	T	Rice
25	238	Stacco, Ed	T	Colgate	19	167	Hafen, Barney	E	Utah
26	247	Anderson, Roger	G	Oregon State	20	177	Dellosobelle, Aldo	T	Loyola (Calif.)
27	258	Murdock, Chuck	E	Georgia Tech					
28	267	Van Duesem, Dick	C	Minnesota					
29	278	Agnew, Bill	B	California					
30	287	Panos, Tom	G	Utah					
31	293	Palesse, Orlando	E	Marquette					
32	297	Schellstede, Otis	G	Oklahoma State					

1947

1	2	Davis, Glenn	B	Army					
2	12	Thomas, Russ	T	Ohio State					
3	14	Kekeris, Jim	T	Missouri					
4	24	Hoover, Charlie	C	Vanderbilt					
5	26	Chappuis, Bob	B	Michigan					





DETROIT LIONS



NFL.ORG

HISTORY SECTION - ALL-TIME DRAFT

@LIONSPR

21	187	Dill, Dean	B	USC
22	197	McEwen, Jack	B	Colorado
23	207	Steiner, Roy	E	Alabama
24	217	Saurez, Joe	G	St Mary's (Calif.)
25	227	McGee, Coy	B	Notre Dame
26	237	Alexander, Phil	T	South Carolina
27	247	Pizza, Frank	T	Toledo
28	257	Schutte, George	T	USC
29	267	Pabalis, Tony	B	Central Michigan
30	277	McCurry, Bob	C	Central Michigan

1949

1	2	Rauch, Johnny	QB	Georgia
2	12	Panelli, John	B	Notre Dame
3	22	Kusserow, Lou	B	Columbia
4	32	Sullivan, Joe	B	Dartmouth
5	42	Brodnax, George	E	Georgia
6	52	Meinert, Bob	B	Oklahoma
7		Choice to ChiC		
8		Choice to ChiB		
9	82	Drazenovich, Chuck	B	Penn State
		(Future)		
10	92	Davis, Bill	G	Duke
11	102	Settembre, Ernie	T	Miami
12	112	Boteler, Virgil	C	New Mexico
13	122	Russas, Al	E	Tennessee
14	132	Panter, Dale	T	Utah State
15	142	Pifferini, Bob	C	San Jose State
16	152	Merril, Kimball	T	BYU
17	162	Thigpen, Zealand	B	Vanderbilt
18	172	Wehr, Bill	C	Denison
19	182	Triplet, Wally	B	Penn State
20	192	Romano, Joe	T	North Carolina
21	202	Lining, Jack	C	Ohio State
22	212	Tobler, Gil	B	Utah
23	222	Patterson, RB	G	Mississippi State
24	232	Clark, Oswald	E	Michigan
25	242	Cowan, Les	E	McMurry

1950

Bonus Choice:

1		Hart, Leon	E	Notre Dame
1	5	Watson, Joe	C	Rice
2a		Choice to Cle		
2b	27	McGraw, Thurman	T	Colorado State
		(From Phi)		
3	31	Murakowski, Art	B	Northwestern
4	44	Kiely, Ernie	G	Texas-EI Paso
5	57	Fitkin, Hal	B	Dartmouth
6	70	Jaszewski, Floyd	T	Minnesota
7	83	Leverman, Bill	B	St Edward's
8	96	McAllister, Ralph	B	Minnesota

9	109	Wood, Ed	G	Detroit
10	122	Malcolm, Roland	B	Gustavus Adolphus
11	135	Wilson, Jack	T	Ohio State
12	148	Walters, Bucky	T	Brown
13	161	Ryan, Jim	B	San Francisco
14	174	Squires, Cliff	C	Nebraska Wesleyan
15	187	Worthington, Tom	B	Northwestern
16	200	Greiner, Jerry	C	Detroit
17	213	Callahan, Connie	B	Morningside
18	226	Stansauk, Don	T	Denver
19	239	Cifelli, Gus	T	Notre Dame
20	252	Davis, Fred	E	Maryland
21	265	Brewer, George	B	Oklahoma
22	278	Tate, Jim	T	Purdue
23	291	Heller, Trv	T	Boston
24	304	Mcdowell, Jim	G	William & Mary
25	317	Glick, Gene	B	Michigan State
26	330	Lee, Bobby Coy	B	Texas
27	343	Johnson, Elbert	E	Texas Tech
28	356	Karras, Johnny	B	Illinois
29	369	Steger, Russ	B	Illinois
30	382	Deroin, Rube	C	Oklahoma State

1951

1		Choice to Phi		
2	19	Stanfel, Dick	G	San Francisco
3	33	Dibble, Dorne	E	Michigan State
4	44	D'Alonzo, Pete	B	Villanova
5a	55	Doran, Jim	E	Iowa State
5b	58	Torgeson, LaVern	C	Washington State
		(From NYU)		
6	69	Christiansen, Jack	B	Colorado State
7	80	Monsen, Bob	T	Ohio State
8	91	Raklovits, Dick	B	Illinois
9		Choice to Cle		
10	117	Shoaf, Jim	G	Louisiana State
11	128	Anderson, Frankie	E	Oklahoma State
12		Choice To Cle		
13	153	Siegert, Wayne	T	Illinois
14	164	Wittmer, Lee	T	Detroit
15	178	Hill, Jimmie	B	Tennessee
16	189	Geremsky, Thad	E	Pittsburgh
17	200	Meisenheimer, Darrell	B	Oklahoma State
18	214	Wolgast, Eddie	B	Arizona
19	225	Hanson, Gordy	T	Washington State
20	236	Gibbons, Harry	B	South Dakota St.
21	250	Block, King	B	Idaho
22	261	Foldberg, Dan	E	Army
23	272	Gabriel, Dick	B	Lehigh
24	286	Buksar, George	B	Purdue
		(From Bal)		
25	297	Harris, Dick	C	Texas





DETROIT LIONS



NFL.ORG

HISTORY SECTION - ALL-TIME DRAFT

@LIONSPR

	(From Bal)		
26	308	Kazmierski, Frank	C West Virginia
27	322	Allis, Harry	E Michigan
28	333	Peot, Dick	T South Dakota St.
29	344	Womack, Bruce	T West Texas State
30	358	Horwath, Ron	B Detroit

1952

1		Choice to Cle	
2		Choice to ChiC	
3	34	Lary, Yale	B Texas A&M
4	45	Summerall, Pat	E Arkansas
5	58	Miller, Bob	T Virginia
6	69	Cooper, Gordon	E Denver
7	82	Gardner, Wes	C Utah
8	93	Dublinski, Tom	B Utah
9	106	Gandee, Sherwin	E Ohio State
10	117	Dowden, Steve	T Baylor
11	130	Flowers, Keith	C Texas Christian
12	141	Roshio, Jim	B Louisiana State
13	154	McDonald, Carroll	C Florida
14	165	Oliverson, Ray	B Brigham Young
15	178	Burgamy, John	G Georgia
16		Choice to Cle	
17	202	Lauricella, Hank	B Tennessee
18	213	Campbell, Stan	G Iowa State
19	226	Earon, Blaine	E Duke
20	237	Mains, Gil	T Murray State
21	250	Boykin, Arnold	B Mississippi
22	261	David, Jim	E Colorado State
23	274	Maxwell, Hal	E Mississippi
24	285	Werckle, Bob	T Vanderbilt
25	298	Bailey, Buddy	B Washington State
26	309	Terry, Buddy	E Stephen F Austin
27	322	Trout, Bob	E Baylor
28	333	Turner, Hal	E Tennessee State
29	346	Hudson, Art	B Western Illinois
30	357	Dillon, Ray Don	B Prairie View A&M

1953

1	13	Sewell, Harley	G Texas
2	25	Gedman, Gene	B Indiana
3		Choice to Cle	
4	49	Ane, Charlie	T USC
5		Choice to Phi	
6	73	Spencer, Ollie	T Kansas
7	85	Schmidt, Joe	C Pittsburgh
8	97	Carpenter, Lew	B Arkansas
9	109	McCormick, Carlton	C Texas Christian
10	121	Gaskin, Dreher	E Clemson
11	133	Messenger, Elmer	G Washington State
12	145	Spencer, Larry	B Wake Forest

13	157	Thomas, Bob	E Washington & Lee
14	169	Barger, Jack	T New Mexico
15	181	Topor, Ted	B Michigan
16	193	Volonnino, Bob	B Army-Villanova
17	205	Green, Ray	T Duke
18	217	Mioduszewski, Ed	B William & Mary
19	229	Held, Paul	B San Diego State
		(Future)	
20	241	Hart, Gerry	T Army-Miss. State
21	253	Tata, Bob	B Virginia
22	265	Retzlaff, Pete	B South Dakota St.
23	277	Karilivacz, Carl	B Syracuse
24	289	Grant, Truett	T Duke
25	301	Brown, Marv	B East Texas State
26	313	Dooley, Jim	C Penn State
27	325	Parker, Jackie	B Mississippi State
28	337	Pepper, Laurin	B So. Mississippi
29	349	Rector, Harley	T Wayne St. (Neb.)
30	360	Maus, Hal	E Montana

1954

1	13	Chapman, Dick	T Rice
2	25	Neal, Jim	C Michigan State
3	37	Bowman, Bill	B William & Mary
4a	44	Stitts, Bill	B UCLA
		(From Was)	
4b	49	McCants, Howard	E Washington State
5	61	Parozzo, George	T William & Mary
6a	63	Dacus, Pence	B Southwest Texas
		(From GB)	
6b	73	Kercher, Dick	B Tulsa
7	85	Cross, Jack	B Utah
8	97	Davis, Milt	B UCLA
9	109	Lawson, Bob	B Cal Poly-SLO
10	121	Carroll, Jack	E Holy Cross
11	133	Schwenk, Milt	T Washington State
12	145	Hartman, Bob	T Oregon State
13	157	Swierczek, Jim	B Marshall
14	169	Novak, Ray	B Nebraska
15	181	Hinderlider, Kirk	E Colorado State
16	193	Chuoque, Bob	T Houston
17	205	Kaser, Rick	B Toledo
18	217	Hayes, Norm	T Idaho
19	229	Graves, Buster	T Arkansas
20	241	Durrant, Jim	G Utah
21	253	Kistler, Jack	B Duke
22	265	Brundage, Dewey	E Brigham Young
23	277	Shanafelt, Jack	T Pennsylvania
24	289	Burrows, Bobby	G Duke
25	301	Woit, Dick	B Arkansas State
26	313	George, Jim	T Syracuse





DETROIT LIONS



NFL.ORG

HISTORY SECTION - ALL-TIME DRAFT

@LIONSPR

27	325	Rzeszut, Dick	C	Benedictine
28	337	Rutschman, Dolph	B	Linfield
29	349	Bertrand, Mel	C	Idaho
30	360	Horton, Ellis	B	Eureka (Ill.)

1955

1	12	Middleton, Dave	B	Auburn
2	24	Salsbury, Jim	G	UCLA
3a	36	McCord, Darris	T	Tennessee
3b	39	Malloy, Gordon (From Was)	B	Miami
4	48	Riley, Lee	B	Detroit
5	60	Brooks, Bud	G	Arkansas
6	72	Childers, Elijah	T	Prairie View A&M
7	84	Zagers, Bert	B	Michigan State
8a	90	Cunningham, Leon (From Pit)	C	South Carolina
8b	96	Holland, Lamoine (From Cle)	E	Rice
8c	97	Walker, Bill	E	Maryland
9	108	Jenkins, Walt	T	Wayne State
10	120	Gastall, Tom	B	Boston
11	132	McDermott, Herb	T	Iowa State
12	144	Goist, Dick	B	Cincinnati
13	156	Henderson, Don	T	Utah
14	168	Gajda, Jerry	B	Benedictine
15	180	Atkins, George	G	Auburn
16	192	Marr, Al	E	Bradley
17	204	Daly, Don	B	Eastern Kentucky
18	216	Olekstak, Pat	B	Tennessee
19	228	Muller, Bob	C	Eastern Kentucky
20	240	Mahaffey, Fred	B	Denver
21	252	Walters, Jim	T	Mississippi
22	264	Albrecht, George	B	Maryland
23	276	Galuska, George	B	Wyoming
24	288	Flacke, Bob	G	Holy Cross
25	300	Miller, Dick	T	Illinois
26	312	McDonald, Duncan	B	Michigan
27	324	Troka, Mike	B	Trinity (Conn.)
28	336	Lovell, Harry	G	South Carolina
29	348	Dearing, Bill	B	Florida
30	359	Hatch, Charley	E	Utah State

1956

1	3	Cassady, Howard	B	Ohio State
2		Choice to LA		
3	27	McIlhenny, Don	B	So. Methodist
4	38	Reichow, Jerry	QB	Iowa
5	50	Tracy, Tom	B	Tennessee
6	62	Lusk, Bob	C	William & Mary
7	74	Cronin, Gene	G	Pacific
8	86	Powell, Jack	T	Texas A&M

9	98	Jones, Calvin	G	Iowa
10	110	Silas, Joe	DE	South Carolina
11a	122	Wacker, Lew	B	Richmond
11b	124	Selep, Tom (From Pit)	B	Maryland
12	134	Nunnery, Bob	T	Louisiana State
13	146	Ferguson, D.K.	B	Louisiana State
14	158	Falls, Ronnie	LB	Duke
15	170	Allert, Horace	DE	SW Texas State
16	182	Zyzda, Lew	DE	Purdue
17	194	Wind, Ken	E	Houston
18	206	Petrarca, Emidio	B	Boston College
19	218	Vaughn, Dale	B	Virginia Military
20	230	Stephenson, Joe	E	Vanderbilt
21	242	Blechen, Bob	C	Whittier
22	254	Marazza, Dick	T	Clemson
23	266	Garrard, Bob	B	Georgia
24	278	Walz, Jarv	E	Central Michigan
25	290	Hall, Jerry	B	Rice
26	302	Walden, Joe	B	West Texas State
27	314	Burnthorne, Bryan	G	Tulane
28	326	Smith, John	G	Northwestern
29	338	Peters, Doug	B	UCLA
30	350	Gibbens, John	T	Southwest Texas St.

1957

1	12	Glass, Bill	G	Baylor
2	24	Gordy, John	T	Tennessee
3	36	Barr, Terry	B	Michigan
4	48	Junker, Steve	E	Xavier
5	59	Barrow, John	G	Florida
6	71	Russell, Ken	T	Bowling Green
7	83	Leahy, Gerry	E	Colorado
8	95	Liddick, Dave	T	George Washington
9	107	Nikkel, John	E	Texas Christian
10	119	Rychlec, Tom	E	American Int'l
11	131	Osterich, Carl	C	Missouri
12	143	O'Brien, Charlie	E	Valparaiso
13	155	West, Bill	B	Eastern Oregon
14	167	Smith, Phil	B	Jacksonville State
15	179	Alderton, Gene	C	Maryland
16	191	Olson, Hillmer	C	Virginia Tech
17	203	Kemp, Jack	QB	Occidental
18	215	Weenig, Jay	G	Brigham Young
19	227	Gunderman, Bob	E	Virginia
20	239	Lazzerino, Alex	T	South Carolina
21	251	Meredith, Dudley	T	Lamar
22	263	Schulte, Tom	E	Eastern Kentucky
23	275	Gillar, George	B	Texas A&M
24	287	Scales, Joe	B	Vanderbilt
25	299	Johnson, Carl	B	South Dakota
26	311	Muelhaupt, Ed	G	Iowa State





DETROIT LIONS



NFL.ORG

HISTORY SECTION - ALL-TIME DRAFT

@LIONSPR

27	323	Trafas, Dick	E	St Thomas (Minn.)
28	335	Smith, Joe	B	Houston
29	347	Martin, Hugh	G	Pomona
30	358	Shill, Mike	T	Furman

1958

1	10	Karras, Alex	T	Iowa
2		Choice to ChiC		
3		Choice to Cle		
4	45	Walker, Wayne	C	Idaho
5		Choice to Cle		
6	73	Lewis, Danny	B	Wisconsin
7a	83	Pfeifer, Ralph (From SF)	B	Kansas State
7b	85	Dutten, Hal	T	Virginia
8a	92	Koepfer, Karl (From Pit)	G	Bowling Green
8b	97	Blazer, Phil	T	North Carolina
9a	103	Loftin, Jim (From Pit)	B	Alabama
9b	109	Paolucci, Ben	T	Wayne State
10	121	Schaubach, Elliott	T	William & Mary
11	133	Chaney, Claude	B	Dayton
12	145	Boutte, Hal	E	San Jose State
13	157	Maroney, Barry	B	Cincinnati
14	169	Webb, Ken	B	Presbyterian
15a	179	Scheldrup, Johh (From SF)	E	Iowa State
15b	181	Mohlman, Jerry	B	Benedictine
16	193	Ringquist, Gordon	T	Central Michigan
17	205	Gurasich, Walt	G	USC
18a	212	Austin, Bill (From Pit)	C	Auburn
18b	217	Carrier, Larry	B	Kansas
19	229	Buttos, Dave	B	Murray State
20	241	Curry, Bill	T	Western Kentucky
21	253	Wagstaff, Jim	B	Idaho State
22	265	Nidiffer, Buddy	E	South Carolina
23	277	Destino, Frank	B	South Carolina
24	289	Whitsell, Dave	B	Indiana
25	301	Cook, Jim	B	Auburn
26	313	Bruce, Joe	T	Middle Tennessee St.
27	325	Agers, Don	T	Missouri-Rolla
28	337	Pitt, Jack	E	South Carolina
29	349	Herzog, Henry	B	Kentucky
30	360	Bronson, Tommy	B	Tennessee

1959

1	6	Pietrosante, Nick	FB	Notre Dame
2a	18	Horton, Charley	G	Baylor
2b	19	Rabold, Mike (From Pit)	T	Indiana

3a	30	Koes, Ron	C	North Carolina
3b	36	Luciano, Ron (From Bal)	T	Syracuse
4a	42	Brandriff, Art	B	Virginia Military
4b	46	Grottkau, Bob (From NYG)	B	Oregon State
5		Choice to Cle		
6a		Choice to ChiC		
6b	67	Guesman, Dick (From Pit)	T	West Virginia
7	77	Donnell, Ben	C	Vanderbilt
8	88	Lenden, Jim	T	Oregon
9	101	Smith, Carl	B	Tennessee
10	112	Laraway, Jack	B	Purdue
11	125	Jacobs, Harry	G	Bradley
12	136	Stehouwer, Ron	T	Colorado State
13	149	Steffen, Jim	B	UCLA
14	160	Baldwin, Jim	C	McMurry
15	173	Maier, Bruce	B	Detroit
16	184	McGee, George	T	Southern
17	197	Rudolph, Jack	E	Georgia Tech
18	208	Holden, Dave	T	Los Angeles State
19	221	Granderson, Rufus	T	Prairie View A&M
20	232	McGrew, Dan	C	Purdue
21	245	Davis, Buddy	B	Richmond
22	256	Shields, Lebron (Future)	T	Tennessee
23	269	Cesario, Sal	T	Denver
24	280	Riddle, Fred	B	Pittsburgh
25	293	Chamberlain, Dan	E	Sacramento State
26	304	Bradley, Jim	B	Lincoln (Mo)
27	217	Jerry, Bill	T	South Carolina
28	328	Matthews, Vince	B	Texas
29	341	Sime, Dave	E	Duke
30	352	Stover, Ron	E	Oregon

1960

1	3	Robinson, John	HB	Louisiana State
2	15	Rabb, Warren	B	Louisiana State
3	27	Scholtz, Bob	C	Notre Dame
4a	39	Andreotti, Jim	C	Northwestern
4b	42	Brown, Roger (From Pit)	T	Maryland State
5	51	Choice to GB		
6	63	Cogdail, Gail	E	Washington State
7	75	Norton, Jim	DB	Idaho
8	87	Choice to Was		
9	99	Messner, Max	C/LB	Cincinnati
10a	111	Alderman, Grady	T	Detroit
10b	117	O'Brien, James (From Phi)	T	Boston College





DETROIT LIONS



NFL.ORG

HISTORY SECTION - ALL-TIME DRAFT

@LIONSPR

11	123	Aucerman, Ted	DB	Indiana
12	135	Ross, Dave	E	Los Angeles State
13	147	Tunney, Pete	HB	Occidental
14	159	Glasgow, Jim	T	Jacksonville State
15	171	Harper, Darrell	HB	Michigan
16	183	Rasso, Steve	DB	Cincinnati
17	195	Hudson, Bob	DE	Louisiana Tech
18	207	Walton, Frank	HB	John Carroll
19	219	Prebola, Gene	E	Boston University
20	231	Look, Dean	QB	Michigan State

1961

1		Choice to Cle		
2	23	Larose, Danny	E	Missouri
3a	34	Mills, Dick (From Pit)	T	Pittsburgh
3b	38	Antwine, Houston	G	Southern Illinois
4	51	Hartline, Ron	FB	Oklahoma
5a	66	Faison, Earl	E	Indiana
5b	70	Pucket, Ron (From Phi)	T	Los Angeles State
6		Choice to Cle		
7		Choice to Stl		
8	107	Muff, Larry	E	St Benedict's
9	122	Brooks, Bob	FB	Ohio
10	135	Linden, Errol	E	Houston
11	150	Vargo Jr., Larry (Future)	E	Detroit
12	163	Rodgers, Tom	B	Kentucky
13	168	Hodge, Paul	LB	Pittsburgh
14	191	Bowers, Charley	HB	Arizona State
15	206	Lauber, Mike	E	Wisconsin State
16	219	Krantz, Gus	T	Northern Michigan
17	234	Goode, Tom	LB	Mississippi State
18	247	Gregor, John	T	Montana
19	262	Valesano Jr, Gene	B	Northern Michigan
20	275	Lewis, Tom	B	Lake Forest

1962

1	10	Hadl, John	QB	Kansas
2	24	Wilson, Eddie	QB	Arizona
3	38	Thompson, Bobby	HB	Arizona
4a	48	Lomakoski, John (From Pit)	T	Western Michigan
4b	52	Ferguson, Larry (Future)	HB	Iowa
5	66	Birdwell, Dan	C	Houston
6	80	Bundra, Mike	T	USC
7	94	Hall, Tom	E	Minnesota
8a	108	Hooper, Murdock	T	Houston
8b	109	Imperiale, Frank (From Cle)	G	Southern Illinois

9	122	Grant, Todd	C	Michigan
10	136	Archer, Jerry (Future)	C	Pittsburg State
11	150	Anderson, Karl	T	Bowling Green
12	164	Sprute, Gail	C	Winona State
13	178	Knight, Sherlock (Ohio)	T	Central State
14	192	Davidson, Jim	B	Maryland
15	206	Broadbent, Dick	E	Delaware
16	220	Sestak, Tom	E	McNeese State
17	234	Wicklaine, Rucker	C	Marshall
18	248	Zuger, Joe	QB	Arizona State
19	262	Bernhardt, Jim	T	Linfield
20	276	Brown, Bob (Future)	E	Michigan

1963

1	12	Sanders, Daryl	T	Ohio State
2	27	Williams, Roy	T	Pacific
3		Choice to Phi		
4	55	Walton, Chuck	G	Iowa State
5		Choice to Cle		
6	83	King, Don	HB	Syracuse
7	96	Gamble, John	G	Pacific
8	111	Gaubatz, Dennis	LB	Louisiana State
9	124	Dill, Ken (Future)	IB	Mississippi
10	139	Ryder, Nick	FB	Miami (Fla)
11	152	Kassulke, Karl	HB	Drake
12	167	Janik, Tom	B	Texas A&I
13	180	Clark, Ernie	LB	Michigan State
14	195	O'Brien, Bill	T	Xavier
15	208	Simon, James	G-T	Miami (Fla)
16	223	Johnson, Charlie	T	Villanova
17	236	Frantz, Gene	B	Brigham Young
18	251	Greer, Albert	E	Jackson State
19	264	Reeberg, Lucian	T	Hampton Institute
20	279	Scarborough, Gordon	B	East
		Texas State (Future)		

1964

1	5	Beathard, Pete	QB	USC
2	20	Snorton, Matt	E	Michigan State
3a	30	Philbin, Gerry	T	Buffalo
3b	33	Batten, Pat (From Phi)	FB	Hardin Simmons
4	48	Hilgenberg, Wally	G	Iowa
5	61	Helson, James	HB	Alabama
6	76	Hilton, John (Future)	TE	Richmond
7	89	Parcells, Bill	T	Wichita





DETROIT LIONS



NFL.ORG

HISTORY SECTION - ALL-TIME DRAFT

@LIONSPR

8	Choice to StL			20	277	Wilson, George	QB	Xavier
9	117 Rasmussen, Wayne	DB	South Dakota State			(Future)		
10a	132 Hand, Larry	T	Appalachian State	1966				
	(Future)			1		Choice to GB		
10b	134 Holton, Glenn	HB	West Virginia	2	24	Eddy, Nick	HB	Notre Dame
	(From Bal)					(Future)		
11	145 Hyne, Don	T	Baldwin-Wallace	3	39	Malinchak, Bill	E	Indiana
12	160 Wells, Warren	E	Texas Southern	4a	55	Van Horn, Doug	G	Ohio State
13	173 Miller, John	DE	Idaho State			(From NYG)		
14	188 Bickle, Doug	DE/K	Hillsdale	4b	59	Walker, Willie	FL	Tennessee A & I
	(Future)			5a	67	Cody, Bill	LB	Auburn
						(From Pit)		
15	201 Lalonde, Roger	DT	Muskingum	5b		Choice to Cle		
16	216 Robinson, Allan	HB	Brigham Young	6a	87	De Sutter, Wayne	T	Western Illinois
17	229 Provenzano, Joe	T	Kansas State			(From Min)		
18	244 Langley, Willis	T	Louisiana State	6b		Choice to Phi		
19	257 Zellmer, Bruce	DB	Winona State	7	103	Robinson, John	E	Tennessee A & I
20	272 Barila, Steve	T	Wichita State			(Future)		
1965				8	117	Pincavage, John	HB	Virginia
1	11 Nowatzke, Tom	FB	Indiana	9	136	Cunningham, Dick	G	Arkansas
2	25 Rush, Jerry	T	Michigan State			(Future)		
3	39 Biletnikoff, Fred	FL	Florida State	10a	148	Yates, Bruce	T	Auburn
4a	Choice to Dal					(From Min)		
4b	46 Myers, Tom	QB	Northwestern	10b	150	Brigham, Tom	DE	Wisconsin
	(From Pit)			11	164	O'Billovich, Jack	LB	Oregon State
5a	57 Flynn, John	E	Oklahoma	12	178	Winkler, Randy	T	Tarleton State
5b	64 Vaughn, Tom	HB	Iowa State			(Future)		
	(From NYG)			13	192	Maselter, Bill	T	Wisconsin
5c	67 Flanagan, Ed	C	Purdue	14	211	Moore, Denis	T	USC
	(From Min)					(Future)		
6	81 Hawkins, Earl	HB	Emory & Henry	15	225	Sullivan, Bill	DE	West Virginia
	(Future)			16	239	Gendron, Jerry	E	Wisconsin-Eau Claire
7a	92 Kowalkowski, Bob	G	Virginia	17	253	Dunlap, Ralph	DE	Baylor
	(Future)			18	267	Johnson, Bill	E	Livingston
7b	95 Kent, Greg	T	Utah	19	286	Bajer, Bob	T	Simpson
	(Future) (From Min)			20	300	Smith, Allen	HB	Findlay
8	109 Harbin, Larry	B	Appalachian State			(Future)		
9	123 McLenna, Bruce	B	Hillsdale	1967				
	(Future)			1	7	Farr, Mel	HB	UCLA
10	137 Pennie, Frank	T	Florida	2	34	Barney, Lem	DB	Jackson State
11	151 Kearney, Jim	DB	Prairie View	3	60	Naumoff, Paul	LB	Tennessee
12	165 Moore, James	DE	North Texas State	4	88	Kamanu, Lew	DE	Weber State
13	179 Jacobson, Jack	B	Oklahoma State	5		Choice to Philadelphia		
14	193 Brown, Larry	B	Oklahoma	6a	141	Jones, Tim	QB	Weber State
	(Future)			6b	144	McCambridge, John	DE	Northwestern
15	207 Dickey, Wallace	E	SW Texas State			(From Was)		
16	221 Smith, John	T	Maryland State	7	166	Tuinstra, Ted	T	Iowa State
17	235 Odom, Sonny	HB	Duke	8		Choice to StL		
	(Future)			9	218	Weger, Mike	DB	Bowling Green
18	249 Sweetan, Karl	QB	Wake Forest	10	245	Hayhoe, Jerry	G	USC
19	263 Love, Preston	FL	Nebraska					





DETROIT LIONS



NFL.ORG

HISTORY SECTION - ALL-TIME DRAFT

@LIONSPR

11	270	Shirley, Ray	T	Arizona State
12	297	Watts, Eric	DB	San Jose State
13	322	Wright, Lamar	G	Georgia Tech
14	349	Robinson, Cleveland	DE	South Carolina St.
15	374	Burke, Sam	DB	Georgia Tech
16	401	Zawadzkas, Jerry	TE	Columbia
17	426	Ramsey, Ken	DT	Northwestern

1968

1a	11	Landry, Greg	QB	Massachusetts
1b	24	Mcculloch, Earl	FL	USC
2	37	Depoyster, Jerry	K	Wyoming
3a		Choice to SF		
3b	74	Sanders, Charlie (From Cle thru LA)	TE	Minnesota
4	93	Mooney, Ed	LB	Texas Tech
5	120	Odle, Phil	E	Brigham Young
6	148	Spitzer, Mike	DE	San Jose State
7		Choice to NO		
8	202	Miller, Terry	LB	Illinois
9	229	Barton, Greg	QB	Tulsa
10	256	Liggins, Granville	LB	Oklahoma
11	283	Little, Dwight	G	Kentucky
12	310	Caruthers, Ed	S	Arizona
13	337	Bailey, Chuck	T	Humboldt State
14	364	Davis, Rich	E	Upsala
15	391	Oliver, Jim	RB	Colorado State
16	418	Rokita, Bob	DE	Arizona State
17		Choice to Min		

1969

1		Choice to LARm		
2a	34	Taylor, Altie	RB	Utah State
2b	47	Yarborough, Jim (From LA)	TE	Florida
3a	59	Walton, Larry (From NO)	FL	Arizona State
3b		Choice to NYG		
4		Choice to SF		
5		Choice to Min thru Pit		
6		Choice to Atl		
7		Choice to Atl		
8	190	Carr, Jim	T	Jackson State
9	216	Rasley, Rocky	G	Oregon State
10	242	Bergum, Bob	DE	Wisc.-Platteville
11	268	Walker, Ron	E	Morris Brown
12	294	Hadlock, Bob	DT	George Fox
13	320	Wilson, Bowie	RB	USC
14	346	Hoey, George	FL	Michigan
15	372	Gough, Fred	LB	Texas-Arlington
16a	398	Spain, Ken	DE	Houston
16b	407	Stahl, John	G	Fresno State

(From Min)				
17	424	Steele, Gary	TE	Army

1970

1	19	Owens, Steve	RB	Oklahoma
2	45	Parson, Ray	G	Minnesota
3	71	Mitchell, Jim	DE	Virginia State
4		Choice to NYG		
5	123	Parker, Bob	G	Memphis State
6	149	Terry, Tony	DT	USC
7	175	Geddes, Ken	LB	Nebraska
8		Choice to St Louis		
9	227	Weaver, Herman	P	Tennessee
10	253	Maxwell, Bruce	RB	Arkansas
11	279	Laird, Roger	DB	Kentucky State
12	305	Murrell, Emanuel	DB	Cal-Poly SLO
13	331	Haverdick, Dave	DT	Morehead State
14	357	Brown, Charlie	WR	Northern Arizona
15	383	Haney, Bob	T	Idaho
16	409	Todd, Jerry	DB	Memphis State
17	434	Marshall, Jesse	DT	Centenary

1971

1	21	Bell, Bob	DT	Cincinnati
2a	30	Thompson, Dave (From Phi)	C	Clemson
2b	48	Weaver, Charlie	LB	USC
3	72	Clark, Al	DB	Eastern Michigan
4	100	Woods, Larry	DT	Tennessee State
5	125	Newell, Pete	G	Michigan
6a	150	Harris, Frank (From LA thru Phi)	QB	Boston College
6b	152	Franklin, Herman	WR	USC
7	177	Wheless, Brownie	T	Rice
8	204	Lee, Ken	LB	Washington
9	229	Zofko, Mickey	RB	Auburn
10		Choice to Phi		
11	281	Webb, Phil	DB	Colorado State
12	308	Pilconis, Bill	WR	Pittsburgh
13	332	Abercrombie, David	RB	Tulane
14	360	Lorenz, Tom	TE	Iowa State
15	385	Coates, Ed	WR	Central Missouri
16	411	Kutchinski, Tom	DB	Michigan State
17	436	Jolly, Gordon	T	Utah

1972

1	16	Orvis, Herb	DE	Colorado
2		Choice to Atl		
3a	65	Sanders, Ken (From Phi)	DE	Howard Payne
3b		Choice to Phi		
4		Choice to Dal		





DETROIT LIONS



NFL.ORG

HISTORY SECTION - ALL-TIME DRAFT

@LIONSPR

5		Choice to LA		
6	145	Potts, Charles	DB	Purdue
7	172	Stoudamire, Charles	WR	Portland State
8	197	Stucky, Henry	DB	Missouri
9	224	McClintock, Bill	DB	Drake
10	249	Teal, Jim	LB	Purdue
11	276	Waldron, Bob	DT	Tulane
12	301	Bradley, Paul	WR	SMU
13	328	Kirschner, John	TE	Memphis State
14	353	Kelly, Eric	T	Whitworth
15	380	Roach, Steve	LB	Kansas
16	405	Jenkins, Leon	DB	West Virginia
17	432	Tyler, Mike	DB	Rice

1973

1	17	Price, Ernest	DE	Texas A&I
2	44	Crosswhite, Leon	RB	Oklahoma
3a	58	Brady, John (From Chi)	TE	Washington
3b	71	Laslavic, Jim	LB	Penn State
3c	75	Johnson, Levi (From Oak thru LA)	DB	Texas A&I
4a	81	Hennigan, Mike (From NO)	LB	Tennessee Tech
4b	91	Jauron, Dick (From Atl)	RB	Yale
4c	96	Hooks, Jim	RB	Central State (Okla.)
5		Choice to SD thru Was		
6		Choice to StL		
7	175	Andrews, John	DT	Morgan State
8a	200	McCray, Prentice	DB	Arizona State
8b	203	Bledsoe, John (From Cle)	RB	Ohio State
9	227	Dean, Ira	DB	Baylor
10	252	Bonner, Ray	DB	Middle Tennessee
11	279	Freeman, Scot	WR	Wyoming
12	304	Scott, Tom	WR	Washington
13	331	Moss, John	LB	Pittsburgh
14	356	Corey, Jay	T	Santa Clara
15	383	Hansen, Dan	DB	Brigham Young
16	408	Nickles, Larry	WR	Dayton
17	435	Belgrave, Earl	T	Ohio State

1974

1a	8	O'Neil, Ed (From NO)	LB	Penn State
1b		Choice to NO		
2	39	Howard, Billy	DT	Alcorn A&M
3	65	Bussey, Dexter	RB	Texas-Arlington
4		Choice to StLouis		
5	117	Capria, Carl	DB	Purdue
6a	139	Burden, Willie	RB	N.C. State

		(From NO)		
6b	143	Davis, Jim	G	Alcorn A&M
7	169	Herrera, Efen	K	UCLA
8	195	Denimarck, Mike	LB	Emporia St. (Kan.)
9		Choice to LA		
10	247	Wooley, David	RB	Central State (Okla.)
11	273	Blair, TC	TE	Tulsa
12	299	Wakefield, Mark	WR	Tampa
13	325	Rothwell, Fred	C	Kansas State
14	351	Jones, David	DB	Howard Payne
15	377	Wells, John	G	Kansas State
16	403	Wilson, Myron	DB	Bowling Green
17	429	Temple, Collis	DE	Louisiana State

1975

1	13	Boden, Lynn	G	South Dakota State
2	38	English, Doug	DT	Texas
3		Choice to NO thru Min		
4	94	Hertwig, Craig	T	Georgia
5		Choice to Cleveland		
6a	138	Cooper, Fred (From NO)	DB	Purdue
6b	141	King, Horace (From NE)	RB	Georgia
6c	144	Franklin, Dennis	QB/WR	Michigan
7	169	Murphy, Mike	WR	Drake
8	194	Thompson, Leonard	RB	Oklahoma State
9	219	Strinko, Steve	LB	Michigan
10	250	Boyd, Brad	TE	Louisiana State
11	275	Myers, Steve	G	Ohio State
12	300	Roundtree, Andre	LB	Iowa State
13	325	Smith, Jim	RB	N. Carolina Central
14	350	McMillan, Jim	QB	Boise State
15	375	Green, Rudy	RB	Yale
16	406	Chaves, Les	DB	Kansas State
17	431	Lancaster, Mark	G	Tulsa

1976

1a	10	Hunter, James (From Chi)	DB	Grambling
1b	16	Gaines, Lawrence	RB	Wyoming
2a	44	Long, Ken	G	Purdue
2b	46	Hill, David (From Was thru SD)	TE	Texas A&M
3a	68	Bolinger, Russ (From Chi)	T	Long Beach State
3b	76	Woodcock, John	DT	Hawaii
4		Choice to Chi thru Mia		
5a		Choice to SF		
5b	145	Scavella, Steadman	LB	Miami
6		Choice to NE		
7	198	Ten Napel, Garth	LB	Texas A&M





DETROIT LIONS



NFL.ORG

HISTORY SECTION - ALL-TIME DRAFT

@LIONSPR

8a	217	Sorenson, Rich	K	Chicago State
		(From Phi thru NE)		
8b	225	Braswell, Charles	DB	West Virginia
9	253	Jones, Leannell	TE	Long Beach State
10	279	Bowerman, Bill	DB	New Mexico State
11	307	Shugrue, Gary	DE/LB	Villanova
12	335	Mccabe, Mike	C	South Carolina
13	363	Jacobs, Mel	WR	San Diego State
14	391	Elston, Leonard	WR	Kentucky State
15	419	Smock, Trent	WR	Indiana
16	447	Mccurdy, Craig	LB	William & Mary
17	475	Meeks, Jim	DB	Boise State

1977

1		Choice to Buffalo		
2	42	Williams, Walt	DB	New Mexico State
3	69	Kane, Rick	RB	San Jose State
4	96	Blue, Luther	WR	Iowa State
5a	114	Crosby, Ron	LB	Penn State
		(From Sea)		
5b		Choice to Pit		
6a		Choice to SD		
6b	166	Pinkney, Reggie	DB	East Carolina
		(From Min thru NE)		
7	179	Black, Tim	LB	Baylor
8	209	Griffin, Mark	T	North Carolina
9	236	Mathieson, Steve	QB	Florida State
10	263	Anderson, Gary	G	Stanford
11	293	Daykin, Tony	LB	Georgia Tech
12	320	Greenwood, Dave	G/C	Iowa State

1978

1	11	Bradley, Luther	DB	Notre Dame
2	40	Baker, Al	DE	Colorado State
3		Choice to Cleveland		
4a	94	Fifer, William	T	West Texas State
4b	107	Elias, Homer	G	Tennessee State
		(From Bal)		
5a	109	Tearry, Larry	C	Wake Forest
		(From Den)		
5b	121	Fowler, Amos	G	Southern
		Mississippi		
5c	123	Gray, Dan	DE	Rutgers
		(From SD)		
6a	150	Hicks, Dwight	DB	Michigan
6b	153	Ardizzone, Tony	G	Northwestern
		(From SD)		
6c	165	Thompson, Jesse	WR	California
		(From Den)		
7	177	Gibson, Bruce	RB	Pacific
8	206	Breech, Jim	K	California
9		Choice to SF		

10	262	Arrington, Fred	LB	Purdue
11	289	Murray, Richard	DT	Oklahoma
12	318	Patterson, Mark	DB	Washington State

1979

1	10	Dorney, Keith	T	Penn State
2	37	Fantetti, Ken	LB	Wyoming
3	67	Robinson, Bo	RB	West Virginia
4a	88	Norris, Ulysses	TE	Georgia
		(From Bal)		
4b	92	Brooks, Jonathan	LB	Clemson
5a		Choice to SF		
5b	131	Brown, Walt	C	Pittsburgh
		(From SD thru Bal)		
6		Choice to Den		
7		Choice to Oak thru Cle		
8a		Choice to NYG		
8b	213	Mohring, John	LB	CW Post
		(From Sea)		
9	231	Komlo, Jeff	QB	Delaware
10		Choice to Mia		
11a		Choice to NYG		
11b	302	Cole, Eddie	LB	Mississippi
		(From Dal)		
12a	313	Forster, Bob	C/G	Brown
12b	326	Sweeney, Bryan	WR	Texas A&I
		(From NE)		

1980

1	1	Sims, Billy	RB	Oklahoma
2		Choice to Min thru SF		
3a	57	Turnure, Tom	C	Washington
3b	62	Friede, Mike	WR	Indiana
		(From Bal)		
4	85	Hipple, Eric	QB	Utah State
5a	111	Streeter, Mark	DB	Arizona
5b	120	Ginn, Tom	G	Arkansas
		(From KC)		
6	140	Dieterich, Chris	T	North Carolina
		State		
7	166	Murray, Eddie	K	Tulane
8		Choice to Bal		
9a	222	Jett, Dewayne	WR	Hawaii
9b	223	Tuinei, Tom	DT	Hawaii
		(From SF thru KC)		
10	251	Henderson, Henry	DB	Utah State
11	278	Smith, Wayne	DB	Purdue
12	307	Williams, Ray	KR	Washington State

1981

1	16	Nichols, Mark	WR	San Jose State
2	46	Green, Curtis	DE	Alabama State





DETROIT LIONS



NFL.ORG

HISTORY SECTION - ALL-TIME DRAFT

@LIONSPR

3	72	Greco, Don	G	Western Illinois
4	99	Porter, Tracy	WR	Louisiana State
5	129	Lee, Larry	G	UCLA
6	155	Johnson, Sam	DB	Maryland
7	182	Spivey, Lee	G-T	SMU
8	211	Niziolek, Bob	TE	Colorado
9a	238	Jernigan, Hugh	DB	Arkansas
9b	240	Martin, David	DB	Villanova
10	264	Cannavino, Anoy	LB	Michigan
11	294	Jackson, Willie	DB	Mississippi
12		Choice to Den		

1982

1	15	Williams, Jimmy	LB	Nebraska
2	42	Watkins, Bobby	CB	Southwest Texas State
3	69	Doug, Steve	LB	New Hampshire
4	96	McNorton, Bruce	CB	Georgetown (Ky.)
5	127	Graham, William	DB	Texas
6	154	Machurek, Mike	QB	Idaho State
7a	175	Bates, Phil	FB	Nebraska (From Hou)
7b		Choice to LARm		
7c	187	Simmons, Victor	WR	Oregon State (From Buf thru LARm)
8	208	Moss, Martin	DT	UCLA
9a	231	Wagoner, Dan	CB	Kansas (From Oak thru LARm)
9b		Choice to Mia		
10	266	Barnes, Roosevelt	LB	Purdue
11	292	Lee, Edward	WR	So. Carolina State
12a	319	Porter, Ricky	RB	Slippery Rock
12b	326	Rubick, Rob	TE	Grand Valley State (From SD)

1983

1	13	Jones, James	FB	Florida
2	40	Strenger, Rich	T	Michigan
3	67	Cofer, Michael	DE	Tennessee
4	94	Curley, August	LB	USC
5a	115	Johnson, Demetrious	DB	Missouri (From LARm)
5b	121	Mott, Steve	C	Alabama
6	154	Brown, Todd	WR	Nebraska
7	181	Black, Mike	P	Arizona State
8	208	Stapleton, William	DB	Washington
9		Choice used in '82 Supplemental draft		
		Kevin Robinson	DB	No. Carolina A&T
10	261	Laube, Dave	G/T	Penn State
11	287	Tate, Ben	FB	N. Carolina Central
12	321	Lane, Jim	C	Idaho State

1984

1	20	Lewis, David	TE	California
2	47	Mandley, Pete	WR	Northern Arizona
3a	62	Williams, Eric	DT	Washington State (From SD thru StL)
3b	74	Anderson, Ernest	RB	Oklahoma
3c	75	Baack, Steve	DE	Oregon (From LARm)
4	106	D'Addio, Dave	RB	Maryland
5		Choice to LARm		
6	160	Witkowski, John	QB	Columbia
7a	178	Carter, Jimmie	LB	New Mexico (From Ind)
7b	187	Atkins, Renwick	T	Kansas
8	214	Jones, David	C	Texas
9	246	Hollins, Rich	WR	West Virginia
10a	259	Frizzell, William	DB	No. Car. Central (From Ind)
10b	273	Thaxton, James	DB	Louisiana Tech
11	300	Saxon, Mike	P	San Diego State
12	327	Streno, Glenn	C	Tennessee

1985

1	6	Brown, Lomas	T	Florida
2	34	Glover, Kevin	C/G	Maryland
3	62	Johnson, James	LB	San Diego State
4	90	Hancock, Kevin	LB	Baylor
5	118	Mcintosh, Joe	RB	North Carolina
6	146	Short, Stan	G	Penn State
7	174	Staten, Tony	CB	Angelo State
8	202	Caldwell, Scotty	RB	Texas Arlington
9	230	James, June	LB	Texas
10	258	Beauford, Clayton	WR	Auburn
11	286	Harris, Kevin	S	Georgia
12	314	Weaver, Mike	G	Georgia

1986

1	12	Long, Chuck	QB	Iowa
2a	29	James, Garry	RB	Louisiana State (From Buf thru SF)
2b		Choice to SF		
3a	69	Millinichik, Joe	T	North Carolina
3b		Choice to LARm		
4	92	Mitchell, Devon	S	Iowa
5	119	Smith, Oscar	RB	Nichols State
6		Choice to Dallas		
7		Choice to Buffalo		
8	205	Griffin, Allyn	WR	Wyoming
9	231	Pickens, Lyle	CB	Colorado
10	258	Johnson, Tracy	LB	Morningside
11	290	Melvin, Leland	WR	Richmond





DETROIT LIONS



NFL.ORG

HISTORY SECTION - ALL-TIME DRAFT

@LIONSPR

12 317 Durden, Allan S Arizona
1987

1 7 Rogers, Reggie DE Washington
 2 Choice to Hou
 3 63 Ball, Jerry NT SMU
 4 92 Rivers, Garland S Michigan
 5 Choice to Sea
 6 148 Lockett, Danny LB Arizona
 7a 175 Saleaumua, Dan NT Arizona State
 7b 203 Gibson, Dennis LB Iowa State
 9 230 Calhoun, Rick RB Cal St.-Fullerton
 10 259 Brown, Ray WR South California
 11 286 Siverling, Brian TE Penn State
 12 315 Lee, Garry WR Georgia Tech

1988

1 3 Blades, Bennie S Miami
 2a 29 Spielman, Chris LB Ohio State
 2b 32 Carter, Pat TE Florida State
 3 58 Roundtree, Ray WR Penn State
 4 85 White, William CB Ohio State
 5 111 Andolsek, Eric G Louisiana State
 6 142 Painter, Carl RB Hampton Institute
 7 169 James, Jeff WR Stanford
 8 196 Hadd, Gary DT Minnesota
 9a 223 Corrington, Kip FS Texas A&M
 9b 234 Irvin, Todd T Mississippi
 10 254 Craig, Paco WR UCLA
 11 281 McCoin, Danny QB Cincinnati
 12 Choice to Ind

1989

1 3 Sanders, Barry RB Oklahoma State
 2 30 Ford, John WR Virginia
 3 59 Utley, Mike G/T Washington State
 4 86 Crockett, Ray DB Baylor
 5 115 Pete, Lawrence DT Nebraska
 6 141 Peete, Rodney QB USC
 7 170 Woods, Jerry DB Northern Michigan
 8 197 Parker, Chris DT West Virginia
 9 226 Maccready, Derek DE Ohio State
 10 253 Phillips, Jason WR Houston
 11 282 Karpinski, Keith LB Penn State
 12 309 Cribbs, James DE Memphis State

1990

1 7 Ware, Andre QB Houston
 2 35 Owens, Dan DE USC
 3 62 Spindler, Marc DE Pittsburgh
 4a 90 Hinckley, Rob LB Stanford
 4b 105 Oldham, Chris CB Oregon

5 118 Campbell, Jeff WR Colorado
 6 147 Henry, Maurice RB Kansas State
 7 174 Hayworth, Tracy LB Tennessee
 8a 194 Green, Willie WR Mississippi
 8b 203 Fortin, Roman T San Diego State
 9 229 Linn, Jack T West Virginia
 10 258 Miller, Bill WR Illinois State
 11 285 Warnsley, Reginald RB Southern Mississippi
 12 313 Claiborne, Robert WR San Diego State

1991

1 10 Moore, Herman WR Virginia
 2 Choice to Dal
 3 58 Barrett, Reggie WR Texas-El Paso
 4 91 Scott, Kevin CB Stanford
 5 118 Conover, Scott T Purdue
 6 151 Andrews, Rich K Florida State
 7 178 Thomas, Franklin TE Grambling
 8 205 Jackson, Cedric FB Texas Christian
 9 231 Milburn, Darryl DE Grambling
 10 Choice to Atl
 11 285 Watkins, Slip WR Louisiana State
 12 318 Alexander, Zeno LB Arizona

1992

1 26 Porcher, Robert DE So. Carolina State
 2a 53 Scroggins, Tracy OLB Tulsa
 2b 56 Hanson, Jason K Washington State
 3 81 McLemore, Thomas TE Southern
 4 Choice to Dal
 5 Choice to NO
 6 145 Tharpe, Larry T Tennessee State
 7 Choice to NE
 8 221 Clay, Willie S Georgia Tech
 9 Choice to Dal
 10 Choice to NE
 11 306 Tillison, Ed FB NW Missouri State
 12 Choice to NE

1993

1 Choice to NO
 2 33 McNeil, Ryan CB Miami (Fla.)
 3a 62 London, Antonio LB Alabama
 3b 68 Compton, Mike C West Virginia
 4 Choice to NO
 5 Choice to NYJ
 6 147 Jeffries, Greg CB Virginia
 7 174 Hallock, Ty LB Michigan State
 8 201 Minniefield, Kevin CB Arizona State





DETROIT LIONS



NFL.ORG

HISTORY SECTION - ALL-TIME DRAFT

@LIONSPR

1994

1	21	Morton, Johnnie	WR	USC
2	57	Malone, Van	S	Texas
3	93	Bonham, Shane	DT	Tennessee
4	124	Bryant, Vaughn	CB	Stanford
5	154	Semple, Tony	G	Memphis State
6	183	Borgella, Jocelyn	CB	Cincinnati
7	215	Beer, Tom	LB	Wayne State

1995

1	20	Elliss, Luther	DT	Utah
2		Choice to SD		
3	70	Sloan, David	TE	New Mexico (From StL)
4		Choice to StL		
5a	141	Boyd, Stephen	LB	Boston College
5b	156	McCorvey, Kez	WR	Florida State
5c	163	Cherry, Ronald	T	McNeese State
6a	186	Hickman, Kevin	TE	Navy
6b	192	Schlesinger, Corey	FB	Nebraska
7	228	Hempstead, Hessler	G	Kansas

1996

1a	17	Brown, Reggie (From Sea)	LB	Texas A&M
1b	23	Hartings, Jeff (From SD)	G	Penn State
2		Choice to Den		
3	76	Stewart, Ryan (From Oak thru NE)	S	Georgia Tech
4	129	Ford, Brad	CB	Alabama
5	158	Waldroup, Kerwin	DE	Central State (Ohio)
6		Choice to NE		
7		Choice to Den		

1997

1	5	Westbrook, Bryant	CB	Texas
2a	35	Roque, Juan	T	Arizona State
2b	54	Abrams, Kevin (From Dal)	CB	Syracuse
3		Choice to Dallas		
4a		Choice to Dallas		
4b		Russell, Matt	LB	Colorado
5a	135	Chryplewicz, Pete	TE	Notre Dame
5b	161	Ashman, Duane	DE	Virginia
6	168	Ramirez, Tony	T	Northern Colorado
7a	206	Battle, Terry	RB	Arizona State
7b	232	Harris, Marcus	WR	Wyoming
7c	239	Jordan, Richard	LB	Missouri Southern

1998

1	20	Fair, Terry	CB	Tennessee
2a	50	Crowell, Germane	WR	Virginia

2b	60	Batch, Charlie (From Mia thru GB)	QB	Eastern Michigan
3		Choice to Mia		
4a		Choice to Oak		
4b		Choice to Mia		
5		Choice to Mia		
6a		Choice to Mia		
6b	185	Alexander, Jamaal	S	Southern Mississippi
7	207	Liwinski, Chris	T	Indiana

1999

1a	9	Claiborne, Chris	LB	USC
1b	27	Gibson, Aaron (From SF thru Mia)	T	Wisconsin
2		Choice to Mia		
3	70	DeVries, Jared	DE	Iowa (From Mia)
4	103	Irvin, Sedrick	RB	Michigan State
5	137	Talton, Ty (From Phi)	S	Northern Iowa
6	177	Kriewaldt, Clint	LB	Wis-Stevens Point
7	215	Pringley, Mike (From GB)	DE	North Carolina

2000

1	20	McDougle, Stockar	T	Oklahoma
2	50	Green, Barrett	LB	West Virginia
3	81	Droughns, Reuben	RB	Oregon
4		Choice to Phi		
5	145	Franz, Todd	CB	Tulsa
6	181	Reese, Quinton	DE	Auburn
7	253	Boone, Alfonso	DT	Mt. San Antonio

2001

1	18	Backus, Jeff	T	Michigan
2a	50	Raiola, Dominic	C	Nebraska
2b	61	Rogers, Shaun (From NYG)	DT	Texas
3		Choice to NYG		
4		Choice to NYG		
5a	148	Anderson, Scotty	WR	Grambling State
5b	149	McMahon, Mike (From NE thru NYJ)	QB	Rutgers
6a	173	Glenn, Jason (From NE thru SF)	LB	Texas A&M
6b	180	Choice to NE		
7		Choice to StL		

2002

1	3	Harrington, Joey	QB	Oregon
2	35	Edwards, Kalimba	DE	South Carolina
3	68	Goodman, Andre	CB	South Carolina
4	134	Taylor, John (Compensatory)	DE	Montana State





DETROIT LIONS



NFLMGM.COM

HISTORY SECTION - ALL-TIME DRAFT

@LIONSPR

5	138	Owens, John	TE	Notre Dame
6	175	Cash, Chris	CB	USC
7a	214	Staley, Luke	RB	Brigham Young
7b	253	Murphy, Matt	TE	Maryland
7c	259	Rogers, Victor	T	Colorado

2003

1	2	Rogers, Charles	WR	Michigan State
2	34	Bailey, Boss	LB	Georgia
3	66	Redding, Cory	DT	Texas
4	99	Pinner, Artose	RB	Kentucky
5a	137	Holt, Terrence	S	N.C. State
5b	144	Davis, James (From Was)	LB	West Virginia
6	175	Kircus, David	WR	Grand Valley State
7a	216	Johnson, Ben	T	Wisconsin
7b	220	Adams, Blue (From Arz)	CB	Cincinnati
7c	236	Drumm, Brandon (From Cle thru SD & Dal)	RB	Colorado
7d	260	Anglin, Travis	WR	Memphis

2004

1a		Choice to Cle		
1b	7	Williams, Roy (From Cle)	WR	Texas
1c	30	Jones, Kevin (From KC)	RB	Virginia Tech
2a		Choice to KC		
2b	37	Lehman, Teddy (From Cle)	LB	Oklahoma
3	73	Smith, Keith	CB	McNeese State
4		Choice to KC		
5	140	Lewis, Alex	LB	Wisconsin
6	172	Butler, Kelly	T	Purdue
7	207	Choice to Buf		

2005

1	10	Williams, Mike	WR	USC
2a	37	Cody, Shaun (From Ten)	DT	USC
2b		Choice to Ten		
3	72	Wilson, Stanley	CB	Stanford
4		Choice to Ten		
5	145	Orlovsky, Dan (From NE thru Arz)	QB	Connecticut
6a	184	Swancutt, Bill	DE	Oregon State
6b	206	Goddard, Johnathan (From NE)	LB	Marshall
7		Choice to SF		

2006

1	9	Sims, Ernie	LB	Florida State
---	---	-------------	----	---------------

2	40	Bullocks, Daniel	DB	Nebraska
3	74	Calhoun, Brian	RB	Wisconsin
4		Choice to NE		
5	141	Scott, Jonathan	T	Texas
6	179	McCann, Dee	DB	West Virginia
7a	217	Matua, Fred	G	USC
7b	247	Cannon, Anthony	LB	Tulane

2007

1	2	Johnson, Calvin	WR	Georgia Tech
2a	34	Choice to Buf		
2b	43	Stanton, Drew (From Buf)	QB	Michigan State
2c	58	Alama-Francis, Ikaika (From NO)	DE	Hawaii
2d	61	Alexander, Gerald (From Bal)	S	Boise State
3a	66	Choice to NO		
3b	74	Choice to Bal		
4a	101	Choice to Jax thru Bal		
4b	105	Davis, A.J. (From Arz thru Oak)	CB	NC State
4c	117	Ramirez, Manny	G	Texas Tech
5a	139	Choice to StL		
5b	145	Choice to NO		
5c	154	Choice to StL		
5d	158	Baldwin, Johnny (From Den)	LB	Alabama A&M
6	176	Choice to Min thru Den		
7a	212	Choice to Dal thru NYJ		
7b	255	Robinson, Ramzee	CB	Alabama

2008

1a	15	Choice to KC		
1b	17	Cherilus, Gosder (From Min thru KC)	T	Boston College
2	45	Dizon, Jordon	LB	Colorado
3a	64	Smith, Kevin (From Mia)	RB	Central Florida
3b	66	Choice to Mia (From KC)		
3c	76	Choice to KC		
3d	87	Fluellen, Andre (From Cle)	DT	Florida State
3e	92	Avril, Cliff (From Dal)	DE	Purdue
4	111	Choice to Cle thru Dal		
5a	136	Moore, Kenneth (From Mia thru KC)	WR	Wake Forest
5b	144	Choice to NO		
5c	146	Felton, Jerome (From NO)	RB	Furman
6	176	Choice to Mia		





DETROIT LIONS



NFL.ORG

HISTORY SECTION - ALL-TIME DRAFT

@LIONSPR

7a 216 Cohen, Landon DT Ohio
 7b 218 Campbell, Caleb DB Army
 (From NO)

2009

1a 1 Stafford, Matthew QB Georgia
 1b 20 Pettigrew, Brandon TE Oklahoma State
 (From Dal)
 2 33 Delmas, Louis DB Western Michigan
 3a 65 Choice to NYJ
 3b 76 Levy, DeAndre LB Wisconsin
 (From NO thru NYJ)
 3c 82 Williams, Derrick WR Penn State
 (From Dal)
 4a 101 Choice to Dal
 4b 115 Hill, Sammie DT Stillman
 (From Was thru NYJ)
 5 137 Choice to Bal thru Sea, Phi and NE
 6a 174 Choice to Den
 6b 192 Brown, Aaron RB Texas Christian
 (From Dal)
 7a 210 Choice to Atl thru Dal
 7b 228 Murtha, Lydon T Nebraska
 (From NYJ)
 7c 235 Follett, Zack LB California
 (From Atl thru Den)
 7d 255 Gronkowski, Dan TE Maryland

2010

1a 2 Suh, Ndamukong DT Nebraska
 1b 30 Best, Jahvid RB California
 (From Min)
 2 34 Choice to Minn
 3 66 Spivey, Amari DB Iowa
 4a 100 Choice to Min
 4b 128 Fox, Jason T Miami
 (From Min)
 5a 133 Choice to Sea
 5b 146 Choice to Clev (From Denver)
 6 171 Choice to Atl
 7a 209 Choice to Buf
 7b 213 Young, Willie DE N.C. State
 (From Sea)
 7c 214 Choice to Min
 (From Cle)
 7d 220 Choice to Phi
 7e 255 Toone, Tim WR Weber State

2011

1 13 Fairley, Nick DT Auburn
 2a 44 Young, Titus WR Boise State
 2b 57 Leshoure, Mikel RB Illinois

3 75 Choice to Sea
 4 107 Choice to Sea
 5a 140 Choice to KC
 5b 154 Choice to Sea (From KC)
 5c 157 Hogue, Doug LB Syracuse
 (From Bal thru Sea)
 6a 173 Choice to Sea
 6b 186 Choice to GB thru Den (From Phi)
 7a 205 Choice to Sea (From Den)
 7b 209 Culbreath, Johnny T South Carolina St.
 (From Cle thru Sea)
 7c 210 Choice to Atlanta
 7d 231 Choice to Miami thru SF and GB (From NYJ)

2012

1 23 Reiff, Riley T Iowa
 2 54 Broyles, Ryan WR Oklahoma
 3 85 Bentley, Dwight CB Louisiana-Lafayette
 4a 117 Choice to SF
 4b 125 Lewis, Ronnell DE Oklahoma
 (From SF)
 5a 138 Whitehead, Tahir LB Temple
 (From Min)
 5b 148 Greenwood, Chris CB Albion
 (From Oak)
 5c 158 Choice to Oak
 6a Forfeited
 6b 196 Green, Jonte CB NM State
 (From NO thru Mia and SF)
 7a 219 Choice to Min (From Sea)
 7b 223 Lewis, Travis LB Oklahoma
 (From Phi thru NE and Min)
 7c 230 Choice to Oak

2013

1 5 Ansah, Ezekiel DE Brigham Young
 2 36 Slay, Darius CB Mississippi State
 3 65 Warford, Larry G Kentucky
 4a 102 Choice to NE thru Min
 4b 132 Taylor, Devin DE South Carolina
 5a 137 Choice to Sea
 5b 165 Martin, Sam P Appalachian State
 (From Bal thru Sea)
 6a 171 Fuller, Corey WR Virginia Tech
 6b 199 Riddick, Theo RB Notre Dame
 (From SF thru Bal and Sea)
 7a 211 Williams, Michael TE Alabama
 7b 245 Hepburn, Brandon LB Florida A&M

2014

1 10 Ebron, Eric TE North Carolina
 2a 40 Van Noy, Kyle LB Brigham Young





DETROIT LIONS



NFL.ORG

HISTORY SECTION - ALL-TIME DRAFT

@LIONSPR

		(From Min thru Sea)		
2b	45	Choice to Sea		
3	76	Swanson, Travis	C	Arkansas
4a	111	Choice to Cin thru Sea		
4b	133	Lawson, Nevin	CB	Utah State
4c	136	Webster, Larry	DE	Bloomsburg
5a	146	Choice to Dal (From Oak thru Sea)		
5b	158	Reid, Caraun	DT	Princeton
		(From Dal)		
6	189	Jones, TJ	WR	Notre Dame
7a	227	Choice to Sea		
7b	229	Freese, Nate	K	Boston College

2015

1a	23	Choice to Den		
1b	28	Tomlinson, Laken	G	Duke
		(From Den)		
2	54	Abdullah, Ameer	RB	Nebraska
3a	80	Carter, Alex	CB	Stanford
		(From KC thru Min)		
3b	88	Choice to Min		
4	113	Wright, Gabe	DT	Auburn
		(From SF thru Buf, Phi)		
5	168	Burton, Michael	FB	Rutgers
		(From NE thru TB)		
6	200	Diggs, Quandre	DB	Texas
7	240	Robinson, Corey	T	South Carolina

2016

1	16	Decker, Taylor	T	Ohio State
2	46	Robinson, A'Shawn	DT	Alabama
3	95	Glasgow, Graham	C	Michigan
4	111	Killebrew, Miles	S	Southern Utah
5a	151	Dahl, Joe	OL	Washington State
5b	169	Williams, Antwione	LB	Georgia Southern
		(From Den)		
6a	191	Rudock, Jake	QB	Michigan
6b	202	Zettel, Anthony	DL	Penn State
		(From Sea)		
6c	210	Landes, Jimmy	LS	Baylor
7	236	Washington, Dwayne	RB	Washington

2017

1	21	Davis, Jarrad	LB	Florida
2	53	Tabor, Teez	CB	Florida
3	96	Golladay, Kenny	WR	Northern Illinois
		(From NE)		
4	124	Reeves-Maybin, Jalen	LB	Tennessee
		(From Ten Thru NE)		
4	127	Roberts, Michael	TE	Toledo
5	165	Agnew, Jamal	CB	San Diego
6	205	Ledbetter, Jeremiah	DT	Arkansas

6	215	Kaaya, Brad	QB	Miami (Fla.)
		(From NE)		
7	250	O'Connor, Pat	DE	Eastern Michigan
		(From NE)		

2018

1	20	Ragnow, Frank	OL	Arkansas
2	43	Johnson, Kerryon	RB	Auburn
		(From SF thru NE)		
3	82	Walker, Tracy	DB	Louisiana-Lafayette
4	114	Hand, Da'Shawn	DE	Alabama
5	153	Crosby, Tyrell	T	Oregon
7	237	Bawden, Nick	FB	San Diego State

2019

1	8	Hockenson, T.J.	TE	Iowa
2	43	Tavai, Jahlani	LB	Hawaii
3	81	Harris, Will	DB	Boston College
		(From Min)		
4	117	Bryant, Austin	DE	Clemson
		(From Atl)		
5	146	Oruwariye, Amani	CB	Penn State
6	184	Fulgham, Travis	WR	Old Dominion
	186	Johnson, Ty	RB	Maryland
		(From Atl)		
7	224	Nauta, Isaac	TE	Georgia
	229	Johnson, P.J.	DT	Arizona
		(From Mia)		

2020

1	3	Okudah, Jeff	CB	Ohio State
2	35	Swift, D'Andre	RB	Georgia
3	67	Okwara, Julian	DE	Notre Dame
	75	Jackson, Jonah	OL	Ohio State
		(From Phi)		
4	121	Stenberg, Logan	OL	Kentucky
5	166	Cephus, Quintez	WR	Wisconsin
	172	Huntley, Jason	RB	New Mexico State
6	197	Penisini, John	DL	Utah
7	235	Cornell, Jashon	DL	Ohio State
		(From NE via Phi)		

2021

1	7	Sewell, Penei	T	Oregon
2	41	Onwuzurike, Levi	DL	Washington
3	72	McNeill, Alim	DT	N.C. State
	101	Melifonwu, Ifeatu	DB	Syracuse
		(From LAR)		
4	112	St. Brown, Amon-Ra	WR	USC
	113	Barnes, Derrick	LB	Purdue
		(From CLE via CAR)		
7	257	Jefferson, Jermar	RB	Oregon State
		(From CLE via BUF)		





2022

1	2	Hutchinson, Aidan	DE	Michigan
1	12	Williams, Jameson (From MIN)	WR	Alabama
2	46	Paschal, Josh (From MIN)	DE	Kentucky
3	97	Joseph, Kerby	S	Illinois
5	177	Mitchell, James	TE	Virginia Tech
6	188	Rodriguez, Malcolm (from PHI)	LB	Oklahoma State
6	217	Houston, James	DE	Jackson State
7	237	Lucas, Chase (from PHI)	CB	Arizona State



The Lions selected DE **Aidan Hutchinson** with the No. 2 pick of the 2022 NFL Draft out of Michigan. Hutchinson became the highest-selected defensive player out of a Michigan-based college to be drafted by Detroit.

FRANCHISE TAG HISTORY

The franchise tag was first introduced in 1993, when the NFL's free agency and salary cap era began. Franchises are eligible to select up to one pending unrestricted free agent with the Franchise Tag, which is a one-year contract that guarantees a predetermined salary for players.

The salary amount is set by averaging the top five salaries by position for the previous league year, or if it's higher, 120% of a player's salary the previous season.

Detroit has rarely used the franchise tag since its implementation.

Year	Pos.	Player	Tag Value
2018	DE	Ezekiel Ansah	\$17.10 million
2011	DE	Cliff Avril	\$10.6 million
2007	DT	Cory Redding	\$6.78 million
2006	T	Jeff Backus	\$6.98 million
2000	DE	Robert Porcher	\$4.25 million
1995	T	Lomas Brown	\$2.70 million
1993	T	Lomas Brown	\$2.58 million



Lomas Brown received the franchise tag in two of the first three seasons of its creation. He remains the only Lion and one of the only players in NFL history to receive the tag twice from the same team.





8/11/69	Lions acquired TE Ken Barefoot from Washington in exchange for the Lions' 6th round pick in the 1970 draft.	9/5/72	Lions acquired LB Rick Ogle from St. Louis in exchange for a 1973 6th round pick.
9/4/69	Lions traded RB Dave Kopay to Washington in exchange for the Redskins' 6th round pick in the 1970 draft. The pick was acquired from Detroit in the Ken Barefoot trade.	9/5/72	Lions acquired TE John Hilton from Washington in exchange for a 1973 5th round pick.
9/10/69	Lions acquired DT Dan Goich from St. Louis in exchange for a 1970 8th round pick.	1/30/73	Lions traded TE Craig Cotton and a 1973 1st round pick to Chicago in exchange for Kansas City's 1973 1st round pick and Chicago's 1973 3rd round pick.
5/11/70	Lions acquired DE Len Persin from Philadelphia in exchange for a 1971 10th round pick.	4/10/73	Lions traded LB Adrian Young to New Orleans in exchange for the Saints 1974 6th round pick.
8/26/70	Lions acquired WR Chuck Hughes from Philadelphia in exchange for G Robert Parker.	6/13/73	Lions traded DT Joe Schmiesing to Baltimore in exchange for the Colts 1974 4th round pick.
9/9/70	Lions traded DT Denis Moore to Philadelphia in exchange for the Eagles 1971 6th round pick (from the Los Angeles Rams).	7/26/73	Lions acquired G Brian Goodman from Los Angeles in exchange for a 1974 9th round pick.
10/6/70	Lions traded RB Larry Watkins to Philadelphia in exchange for the Eagles 1971 2nd round pick.	7/27/73	Lions acquired WR Jim O'Brien from Baltimore in exchange for all consideration sent to Detroit for Joe Schmiesing (Baltimore's 1974 4th round pick).
1/28/71	Lions traded QB Greg Barton to Philadelphia in exchange for the Eagles 1971 2nd round pick and 1972 2nd and 3rd round picks.	8/1/73	Lions traded DT John Gordon to Baltimore in exchange for the Colts 1974 10th round draft pick.
5/7/71	Lions acquired LB Carl Cunningham from Denver in exchange for T Roger Shoals.	8/30/73	Lions traded LB Ed Mooney to Baltimore in exchange for the Colts 1974 5th round pick.
7/7/71	Lions acquired WR Ron Jessie from the Los Angeles Rams in exchange for a 1972 4th round pick.	9/6/73	Lions acquired DB Willie Germany from Atlanta in exchange for a 1974 5th round pick (from Baltimore in Ed Mooney trade).
8/16/71	Lions traded LB Carl Cunningham to New Orleans in exchange for the Saints 1973 4th round pick.	9/7/73	Lions acquired DB Miller Farr from St. Louis in exchange for a 1974 4th round pick.
9/1/71	Lions acquired DE Dick Evey from Los Angeles in exchange for a 1972 5th round pick.	1/31/74	Lions traded DB Willie Germany to Philadelphia in exchange for C Mike Evans.
9/9/71	Lions acquired RB Paul Gipson from Atlanta in exchange a 1972 2nd round pick.	2/26/74	Lions acquired DB Ben Davis from Cleveland in exchange for a 1975 5th round pick.
9/29/71	Lions acquired QB Bill Cappleman from Philadelphia in exchange for a 1972 3rd round pick, with the condition that Detroit agrees that no further compensation is due them from the Eagles for Larry Watkins, acquired in 1970.	5/14/74	Lions traded LB Jim Teal to Los Angeles in exchange for the Rams 1975 9th round pick.
2/1/72	Lions acquired DB Rudy Redmond, RB Sonny Campbell and a 1973 4th round pick from Atlanta in exchange for a 1972 2nd round pick.	8/7/74	Lions acquired DB Charlie Potts from St. Louis in exchange for cash (\$200).
4/14/72	Lions acquired DE Joe Schmiesing from St. Louis in exchange for T Ray Parson.	8/16/74	Lions acquired QB Ed Hargett from Houston in exchange for a 1975 15th round pick.
7/31/72	Lions traded DT Jerry Rush to Cleveland in exchange for a 1973 8th round pick.	8/17/74	Lions traded QB Bill Cappleman in exchange for QB Sam Wyche.
8/22/72	Lions traded DB Al Clark to Los Angeles in exchange for a 1973 3rd round draft pick (from Oakland).	8/21/74	Lions traded WR Al Barnes to Denver for RB Jimmie Jones.
		8/29/74	Lions acquired DB Leroy Mitchell from Denver in exchange for a 1975 9th round pick.
		9/10/74	Lions acquired WR Tim George from Cincinnati in exchange for cash (\$100).
		9/10/74	Lions acquired DB Charles West from Minnesota in exchange for a 1975 3rd round pick.
		10/22/74	Lions acquired QB Joe Reed from San Francisco





	in exchange a 1975 5th round pick.		from Cleveland in exchange for a 1978 3rd round pick and a 1979 7th round pick.
1/29/75	Lions traded RB Leon Crosswhite to New England in exchange for the Patriots 1975 6th round pick and a 1976 8th round pick (acquired from Philadelphia).	5/1/78	Lions traded DT Herb Orvis to Baltimore in exchange for WR Freddie Scott and the Colts 1978 4th round pick.
2/3/75	Lions traded G Chuck Walton to Denver in exchange for LB Bill Laskey.	5/2/78	Lions traded LB Jim Laslavic to San Diego in exchange for the Chargers 1978 5th and 6th round picks.
5/29/75	Lions traded C Ed Flanagan to San Diego in exchange for a 1976 2nd round pick (from Washington through San Diego).	5/11/78	Lions traded T Rockne Freitas to Tampa Bay in exchange for the Buccaneers 1979 4th round pick.
7/30/75	Lions acquired C Jon Morris from New England in exchange for a 1976 6th round pick.	7/20/78	Lions acquired DB Jimmy Allen from Pittsburgh in exchange for a 1979 4th round pick (acquired from Tampa Bay).
8/1/75	Lions traded WR Ron Jessie to Los Angeles for a 1976 1st round pick (from Green Bay through Los Angeles).	8/2/78	Lions acquired DT Dave Gallagher from the New York Giants in exchange for a 1979 8th round pick.
8/21/75	Lions acquired TE John McKakin from Pittsburgh in exchange for a 1977 5th round pick.	8/2/78	Lions acquired RB Marsh White from the New York Giants in exchange for a 1979 11th round pick.
9/8/75	Lions acquired LB Larry Ball and a 1976 5th round pick from Miami in exchange for a 1976 4th round pick.	8/14/78	Lions acquired TE Bill Gay from Denver in exchange for DB Charlie West and Detroit's 6th round pick in the 1979 draft.
4/8/76	Lions traded their 1976 1st round pick (acquired from Green Bay through Los Angeles) to Chicago for the Bears 1976 1st and 3rd round picks.	8/14/78	Lions acquired DE Jim Mitchell from New England in exchange for T Bob McKay.
7/22/76	Lions acquired WR J.D. Hill from Buffalo in exchange for a 1977 1st round pick.	8/16/78	Lions acquired RB John Brockington from Kansas City in exchange for RB Eddie Payton.
7/23/76	Lions acquired G Mark Markovich from San Diego in exchange for a 1977 6th round pick.	8/16/78	Lions traded K Skip Butler to Dallas in exchange for the Cowboys 1979 11th round pick.
8/25/76	Lions traded TE Leannell Jones to San Diego in exchange for cash (\$200).	8/23/78	Lions acquired C Mike Montler from Denver in exchange for a 1980 8th round pick.
9/6/76	Lions traded WR Marlin Briscoe to New England in exchange for a 1977 6th round pick (from Minnesota through New England).	8/28/78	Lions acquired T Karl Baldischwiler from Miami in exchange for a 1979 10th round pick.
9/6/76	Lions traded QB Bill Munson to Seattle in exchange for the Seahawks 1977 5th round pick.	8/28/78	Lions acquired LB Garth Ten Napel from Atlanta in exchange for cash (\$500).
6/17/77	Lions traded P Herman Weaver to Denver in exchange for the Broncos 1978 4th and 6th round picks.	9/27/78	Lions traded DE Ernie Price to Seattle in exchange for DE Bill Cooke and the Seahawks 1979 8th round pick.
8/11/77	Lions acquired RB Marv Hubbard from Oakland in exchange for cash (\$100).	1/9/79	Lions acquired a 1979 12th round pick from New England in exchange for past considerations.
8/19/77	Lions acquired K Fred Steinfort from Seattle in exchange for cash (\$100).	4/16/79	Lions acquired T Gordon Jolley from Seattle in exchange for past consideration.
9/1/77	Lions acquired K Steve Mike-Mayer from San Francisco in exchange for a 1978 8th round pick.	4/30/79	Lions traded QB Greg Landry to Baltimore in exchange for the Colts 1979 4th round, 5th round picks (from San Diego through Baltimore), and 1980 3rd round pick.
4/27/78	Lions acquired LB Dave Washington from San Francisco in exchange for a 1979 5th round pick.	8/20/79	Lions acquired DT Cleveland Elam from San Francisco in exchange for a 1980 2nd round pick.
4/28/78	Lions acquired the draft rights to P Tom Skladany	4/8/80	Lions acquired Denver's 1980 8th round pick





	(traded to Broncos in Mike Montler trade) in exchange for a 1981 12th round pick and past considerations from the Montler trade.	5/2/90	Lions traded QB Chuck Long to the Los Angeles Rams in exchange for the Rams 1991 3rd round pick.
4/10/80	Lions traded C Larry Tearry to Kansas City in exchange for the Chiefs 1980 5th round and 9th round picks (from San Francisco through Kansas City).	8/20/90	Lions acquired RB Greg Paterra from Atlanta in exchange for a 1991 10th round pick.
4/24/80	Lions acquired LB Stan White from Baltimore in exchange for a 1980 8th round pick.	8/26/90	Lions traded WR John Ford to Seattle in exchange for an undisclosed conditional draft pick.
7/24/80	Lions traded LB Ed O'Neil to New England for the Patriots 1981 9th round pick.	9/13/90	Lions traded DE Eric Williams to Washington in exchange for RB James Wilder.
8/12/81	Lions traded T Bill Searcey to Miami for the Dolphins 1982 12th round pick.	4/21/91	Lions acquired DE Kelvin Pritchett from Dallas in exchange for a 1991 2nd, 3rd and 4th round picks.
8/18/81	Lions acquired LB Steve Towle from Miami in exchange for a 1982 9th round pick.	8/21/91	Lions acquired WR Brett Perriman from New Orleans in exchange for a 1992 5th round pick.
8/19/81	Lions traded T Lee Spivey to Washington in exchange for the Redskins 1982 12th round pick.	10/8/91	Lions traded T Harvey Salem to Denver in exchange for the Broncos 1992 3rd round pick.
4/26/83	Lions traded G Russ Bolinger to the Los Angeles Rams in exchange for the Rams 1983 5th round pick.	4/26/92	Lions acquired Dallas 1992 2nd round pick in exchange for Detroit's 1992 3rd, 4th and 9th round picks.
4/26/83	Lions acquired DT Mike Fanning from the Los Angeles Rams in exchange for a 1984 5th round pick.	4/27/92	Lions acquired New England's 1992 6th round pick in exchange for Detroit's 1992 6th, 7th, 10th and 12th round picks.
7/21/83	Lions traded DE Al Baker to St. Louis in exchange for the Cardinals 1984 3rd and 8th round picks.	4/23/93	Lions traded NT Jerry Ball to Cleveland in exchange for the Browns 1993 3rd round pick.
7/29/83	Lions traded T Karl Baldischwiler to Baltimore in exchange for the Colts 1984 7th round pick.	4/25/93	Lions acquired LB Pat Swilling from New Orleans in exchange for Detroit's 1993 1st and 4th round picks.
8/24/83	Lions traded TE David Hill to the Los Angeles Rams in exchange for the Rams 1984 3rd round pick.	4/25/93	Lions acquired the New York Jets 1993 2nd round pick in exchange for Detroit's 1993 2nd and 5th round picks.
8/29/83	Lions traded WR Tracy Porter to Baltimore in exchange for the Colts 1984 11th round pick.	4/27/94	Lions traded WR Reggie Barrett to Seattle in exchange for the Seahawks 1995 5th round pick.
8/27/84	Lions acquired LB Angelo King from Dallas in exchange for a 1986 6th round pick.	7/12/94	Lions traded S William White to Kansas City in exchange for an undisclosed, conditional draft pick.
5/1/85	Lions traded QB Gary Danielson to Cleveland in exchange for the Browns 1986 3rd round pick.	3/2/95	Lions acquired P Harold Alexander from Atlanta in exchange for an undisclosed, conditional draft pick.
5/3/85	Lions acquired QB Joe Ferguson from the Buffalo Bills in exchange for a 1986 7th round pick.	4/17/95	Lions traded RB Derrick Moore to San Francisco in exchange for the 49ers 1995 5th round pick.
7/25/85	Lions traded WR Robbie Martin to Indianapolis in exchange for RB Alvin Moore.	4/22/95	Lions acquired San Diego's 1996 1st round pick in exchange for a 1995 2nd round pick.
8/21/85	Lions traded LB Gary Cobb to Philadelphia in exchange for RB Wilbert Montgomery.	4/22/95	Lions acquired St. Louis' 1995 3rd round pick in exchange for a 1995 3rd and 4th round picks.
9/1/86	Lions acquired LB Shelton Robinson from Seattle in exchange for a 1987 5th round pick.	5/30/95	Lions acquired CB Corey Raymond from Jacksonville in exchange for LB Ty Hallock.
9/22/86	Lions acquired T Harvey Salem from Houston in exchange for a 1987 2nd round pick.	4/12/96	Lions acquired RB/KR Glyn Milburn from Denver in exchange for two undisclosed draft picks.
9/1/87	Lions acquired TE Derek Ramsey from Indianapolis in exchange for a 1988 12th round pick.	4/20/96	Lions acquired Seattle's 1996 1st round pick in exchange for Detroit's 1996 1st and 3rd round picks.
11/10/87	Lions traded TE Jimmie Giles to Philadelphia in		





- 4/20/96 Lions acquired New England's 1996 3rd round pick in exchange for Detroit's 1996 3rd, 4th and 5th round picks.
- 4/19/97 Lions acquired Dallas' 1997 2nd round pick in exchange for Detroit's 1997 3rd and 4th round picks.
- 3/25/98 Lions acquired LB Rob Fredrickson from Oakland in exchange for a 1998 4th round pick.
- 4/18/98 Lions acquired Miami's 1998 2nd round pick (through Green Bay) for Detroit's 1998 3rd, 5th and 6th round picks.
- 4/21/98 Lions acquired Green Bay's 1999 7th round pick in exchange for RB/KR Glyn Milburn.
- 3/17/99 Lions acquired Baltimore's 1999 3rd round pick and 2000 5th round pick in exchange for QB Scott Mitchell.
- 4/17/99 Lions acquired Miami's 1999 1st round pick (through San Francisco) in exchange for Detroit's 1999 2nd, 3rd and 5th round picks.
- 4/17/99 Lions acquired Miami's 1999 3rd round pick in exchange for Detroit's 1999 3rd and 7th round picks.
- 4/18/99 Lions acquired Philadelphia's 1999 5th round pick in exchange for a 2000 4th round pick.
- 8/31/99 Lions acquired RB Greg Hill from the St. Louis Rams in exchange for Detroit's 2000 5th round (from Baltimore) and 7th round picks.
- 4/21/01 Lions acquired New England's 2001 2nd and 6th round picks in exchange for a 2nd round pick.
- 4/21/01 Lions acquired New York Giants 2001 2nd round pick in exchange for Detroit's 2001 3rd and 4th round picks.
- 4/22/01 Lions acquired New England's 2001 5th round pick in exchange for Detroit's 2001 6th and 7th round picks.
- 9/2/01 Lions acquired QB Ty Detmer from Cleveland in exchange for a 2002 4th round pick.
- 8/23/02 Lions trade G Brenden Stai to Washington for the Redskins 2003 5th round pick.
- 4/27/03 Lions trade WR Larry Foster to Arizona for the Cardinals's 2003 7th round pick.
- 4/27/03 Lions trade RB Aveion Cason to Dallas for the Cowboys 2003 7th round pick.
- 8/31/03 Lions acquired RB Olandis Gary from Buffalo for a 2004 7th round pick.
- 4/24/04 Lions trade 2004 1st round pick to Cleveland in exchange for the Browns 2004 1st and 2nd round picks.
- 4/24/04 Lions acquired Kansas City's 2004 1st round pick in exchange for Detroit's 2004 2nd and 4th round picks and a 2005 5th round pick.
- 4/23/05 Lions acquired Tennessee's 2005 2nd round pick in exchange for Detroit's 2005 2nd and 4th round.
- 4/24/05 Lions acquired New England's 2005 5th and 6th round picks in exchange for a 2006 4th round pick.
- 8/11/05 Lions acquired S Jon McGraw from New York Jets for a 2007 7th round pick.
- 5/12/06 Lions trade QB Joey Harrington to Miami for a 2007 5th round pick.
- 3/2/07 Lions trade CB Dre' Bly and a 2007 6th round pick to Denver for RB Tatum Bell, T George Foster and the Rams 2007 5th round pick.
- 3/2/07 Lions trade DE James Hall to St. Louis for the Rams 2007 5th round pick.
- 4/28/07 Lions trade 2007 2nd round pick to Buffalo in exchange for the Bills 2007 2nd and 3rd round picks.
- 4/28/07 Lions trade QB Josh McCown and WR Mike Williams to Oakland Raiders in exchange for the Raiders 2007 4th round pick.
- 4/28/07 Lions acquired New Orleans 2007 2nd round pick in exchange for Detroit's 2007 3rd and 5th round picks.
- 4/28/07 Lions trade 2007 3rd and 4th round picks to Baltimore in exchange for the Ravens 2007 2nd round pick.
- 4/29/07 Lions acquired a 2007 4th round pick from St. Louis in exchange for two 2007 5th round picks.
- 3/1/08 Lions acquired CB Leigh Bodden and a 2008 3rd round pick with Cleveland in exchange for DT Shaun Rogers.
- 4/26/08 Lions acquired Kansas City's 2008 1st round, 3rd round and 5th round picks in exchange for Detroit's 1st and 3rd round picks.
- 4/27/08 Lions trade 2008 3rd and 6th round picks to Miami in exchange for the Dolphins 2008 3rd round pick.
- 4/27/08 Lions trade 2008 4th round and 2009 4th round picks to Dallas in exchange for the Cowboys 2008 3rd round pick.
- 4/27/08 Lions trade 2008 5th round choice to New Orleans in exchange for 2008 5th round and 7th round picks.
- 10/14/08 Lions acquired Dallas' 2009 1st, 3rd and 6th round selections in exchange for WR Roy Williams and a 2009 7th round pick.





- 3/2/09 Lions acquired CB Anthony Henry from Dallas in exchange for QB Jon Kitna.
- 3/16/09 Lions acquired LB Julian Peterson from Seattle in exchange for DT Cory Redding and a 2009 5th round pick.
- 4/26/09 Lions trade 2009 3rd round pick to New York Jets in exchange for the Jets 2009 3rd, 4th and 7th round picks.
- 4/26/09 Lions trade 2009 6th round pick to Denver for the Broncos 2009 7th round and 2010 5th round pick.
- 7/1/09 Lions acquire WR/PR Dennis Northcutt from Jacksonville in exchange for S Gerald Alexander.
- 9/4/09 Lions acquire S Ko Simpson from Buffalo in exchange for a 2010 7th round draft pick.
- 9/7/09 Lions acquire a 2011 7th round pick from New York Jets in exchange for QB Kevin O'Connell.
- 3/6/10 Lions acquire DT Corey Williams and a 2010 7th round draft choice from Cleveland in exchange for a 2010 5th round pick.
- 3/13/10 Lions acquire CB Chris Houston from Atlanta in exchange for a 2010 6th round pick and a 2011 7th round pick.
- 3/16/10 Lions acquire QB Shaun Hill from San Francisco in exchange for a 2011 7th round pick.
- 4/6/10 Lions acquire G Rob Sims and a 2010 7th round pick from Seattle in exchange for DE Robert Henderson and a 2010 5th round pick.
- 4/20/10 Lions acquire TE Tony Scheffler from Denver in a three-team trade that sends LB Ernie Sims to Philadelphia.
- 4/22/10 Lions acquire a 2010 1st round and 4th round picks from Minnesota in exchange for Detroit's 2010 2nd round pick, 4th round and 7th round picks.
- 4/24/10 Lions acquire 2011 6th round pick from Philadelphia in exchange for a 2010 7th round pick.
- 8/19/10 Lions acquired DE Lawrence Jackson from Seattle for a 2011 6th round pick.
- 8/31/10 Lions trade T Tyler Polunbus to Seattle for an undisclosed 2012 draft pick.
- 9/6/10 Lions acquire CB Alphonso Smith and a 2011 7th round pick from Denver in exchange for TE Dan Gronkowski and a 2011 6th round pick.
- 4/29/11 Lions acquire 2011 2nd round, 5th round and 7th round picks from Seattle in exchange for 2011 3rd round, 4th round, 5th round and 7th round picks.
- 4/28/12 Lions acquire 2012 4th round and 6th round picks from San Francisco in exchange for a 2012 4th round pick.
- 4/28/12 Lions acquire 2012 5th round and 7th round picks from Minnesota in exchange for 2012 7th round and 2013 4th round picks.
- 4/28/12 Lions acquire a 2012 5th round from Oakland in exchange for 2012 5th round and 7th round picks.
- 10/31/12 Lions acquire WR Mike Thomas from Jacksonville in exchange for a 2014 5th round draft pick.
- 4/27/13 Lions acquire 2013 5th and 6th round picks from Baltimore through Seattle in exchange for 2013 5th round pick.
- 8/26/13 Lions acquire LB Chris White from Buffalo in exchange for QB Thaddeus Lewis.
- 5/9/14 Lions acquire 2014 2nd and 5th round picks from Minnesota through Seattle in exchange for 2014 2nd, 4th and 7th round picks.
- 5/10/14 Lions acquire 2014 5th and 7th round picks from Dallas in exchange for 2014 5th round pick.
- 3/10/15 Lions acquire DT Haloti Ngata and 2015 7th round pick from Baltimore in exchange for 2015 4th and 5th round picks.
- 4/15/15 Lions acquire 2015 5th round pick from Tampa Bay in exchange for DE George Johnson and 2015 7th round pick.
- 4/30/15 Lions acquire 2015 1st round pick (28), 5th round pick (143), 2016 5th round pick and G/C Manny Ramirez from Denver in exchange for 2015 1st round pick (23).
- 5/1/15 Lions acquire 2015 3rd round pick (80) from Minnesota in exchange for 2015 3rd round pick (88) and 5th round pick (143).
- 5/2/15 Lions acquire 2015 4th round pick (113) from Philadelphia in exchange for 2016 3rd round pick.
- 8/3/15 Lions acquire 2016 draft pick from Seattle in exchange for CB Mohammed Seisay.
- 8/25/15 Lions acquire 2017 draft pick from New England in exchange for T Michael Williams.
- 8/31/15 Lions acquire TE Tim Wright from Tampa Bay in exchange for K Kyle Brindza.
- 5/10/16 Lions acquire LB Jon Bostic from the New England Patriots in exchange for 2017 7th round pick.
- 8/29/16 Lions acquire G Brandon Thomas from the San Francisco 49ers in exchange for WR Jeremy Kerley.
- 10/25/16 Lions acquire 2017 6th round pick from the New England Patriots in exchange for LB Kyle Van Noy and 2017 7th round pick.





- 4/28/17 Lions acquire 2017 3rd round pick (96) from New England in exchange for 2017 3rd round pick (85).
- 6/15/17 Lions acquire T Greg Robinson from Los Angeles Rams in exchange for 2018 draft pick.
- 8/31/17 Lions acquire future, undisclosed draft pick from San Francisco in exchange for G Laken Tomlinson.
- 9/2/17 Lions acquire future, undisclosed draft pick from New England in exchange for CB Johnson Bademosi.
- 4/28/18 Lions acquire 2018 4th round pick (114) from New England in exchange for 2019 3rd round pick.
- 4/28/18 Lions acquire 2018 2nd round pick (43) from New England in exchange for 2018 2nd round (51) and 2018 4th round (117) picks.
- 8/23/18 Lions acquire LB Eli Harold from San Francisco 49ers in exchange for future, undisclosed draft pick.
- 9/1/18 Lions trade T Corey Robinson to Carolina for future, undisclosed draft pick.
- 10/25/18 Lions acquire DT Damon Harrison Sr. from the New York Giants in exchange for a future, undisclosed draft pick.
- 10/30/18 Lions acquire a third-round draft selection in the 2019 NFL Draft from Philadelphia in exchange for WR Golden Tate.
- 4/27/19 Lions acquire 2019 third-round draft pick (81) from Minnesota in exchange for 2019 third-round (88) and sixth-round (209) selection.
- 4/27/19 Lions acquire 2019 fourth-round (117) and sixth-round (186) selection from Atlanta, in exchange for a 2019 fourth-round pick (111).
- 8/30/19 Lions acquire QB David Blough from Cleveland in exchange for 2022 undisclosed draft pick.
- 10/22/19 Lions acquire 2020 fifth-round draft pick from Seattle in exchange for DB Quandre Diggs and 2021 seventh-round draft pick.
- 3/18/20 Lions acquire S Duron Harmon and 2020 7th round pick (235) from New England in exchange for a 2020 5th round pick (172).
- 3/21/20 Lions trade CB Darius Slay to Philadelphia in exchange for 2020 3rd (85) round and 5th (166) round picks.
- 4/24/20 Lions acquire 2020 3rd round (75) and 6th round (197) picks from Indianapolis in exchange for 2020 3rd round (85), 5th round (149) and 6th round (182) picks.
- 4/24/20 Lions acquire 2020 4th round (121) and 5th round (172) picks from Las Vegas Raiders in exchange for 2020 4th round (109) pick.
- 8/9/20 Lions trade CB Michael Jackson to New England in exchange for an undisclosed 2022 draft pick.
- 10/30/20 Lions acquire DE Everson Griffen from the Dallas Cowboys in exchange for a future, undisclosed draft pick.
- 3/17/21 Lions acquire QB Jared Goff, a 2021 third-round draft pick, a 2022 first-round draft pick and a 2023 first-round draft pick from the Los Angeles Rams in exchange for QB Matthew Stafford.
- 3/17/21 Lions acquire DL Michael Brockers from the Los Angeles Rams for a 2023 seventh-round pick.
- 5/1/21 Lions acquire 2021 fourth round pick (130) and 7th round pick (257) from Cleveland in exchange for a 2021 fifth round pick (153) and 2022 fourth round pick.
- 8/31/21 Lions acquire WR Trinity Benson and a 2023 sixth-round pick from the Denver Broncos in exchange for a 2022 fifth-round pick, and a 2022 seventh-round pick.
- 4/28/22 Lions acquire the 12th overall selection in the 2022 NFL Draft from the Minnesota Vikings in exchange for the 32nd, 34th and 66th overall picks. Detroit used the 12th overall pick on Alabama WR Jameson Williams.
- 4/30/22 Lions acquire a sixth-round pick (188) and seventh-round pick (237) in the 2022 NFL Draft from the Philadelphia Eagles in exchange for a sixth-round pick (181).



Detroit acquired QB **Jared Goff** in a trade package from the Los Angeles Rams involving QB Matthew Stafford. The exchange of Stafford for Goff marked the first time in NFL history that former No. 1 overall picks were included in the same trade.





DETROIT LIONS



NFL.ORG

HISTORY SECTION - ALL-TIME ALPHABETICAL ROSTER

@LIONSPR

A			
Player	Pos.	College	Years
Abbraderis, Jared	WR	Wisconsin	2017
Abdullah, Ameer	RB	Nebraska	2015-18
Abdul-Quddus, Isa	S	Fordham	2014-15
Aboushi, Oday	OL	Virginia	2019-20
Abrams, Kevin	CB	Syracuse	1997-00
Adams, Ernie	LB	Illinois	1987
Addams, Abraham	E	Indiana	1949
Agnew, Jamal	CB	San Diego	2017-20
Ahrens, Dave	LB	Wisconsin	1988
*Aiello, Anthony	B	Youngstown	1944
Akers, David	K	Louisville	2013
Alama-Francis, Ikaika	DE	Hawaii	2007-08
Alderman, Grady	G	Detroit	1960
Aldridge, Allen	LB	Houston	1998-01
Alexander, Bruce	CB	Stephen F. Austin	1989-91
Alexander, Gerald	S	Boise State	2007-08
Alexander, Stephen	TE	Oklahoma	2004
*Alford, Gene	RB	Texas Tech	1931-33
Alford, Mike	C	Auburn	1966
Allen, Jimmy	DB	UCLA	1978-81
Allen, Nate	DB	Texas Southern	1979
Allerman, Kurt	LB	Penn State	1985
Allison, Geronimo	WR	Illinois	2021
*Ambrose, Walt	G	Carroll (Wisc.)	1930
Amendola, Danny	WR	Texas Tech	2019-20
*Andersen, Stanley	E	Stanford	1941
Anderson, C.J.	RB	California	2019
Anderson, Courtney	T	San Jose State	2007
Anderson, Gary A.	G	Stanford	1977-78
Anderson, Gary W.	RB	Arkansas	1993
Anderson, Scotty	WR	Grambling	2001-03
*Andolsek, Eric	G	Louisiana State	1988-91
*Ane, Charles	T	Southern California	1953-59
Ansah, Ezekiel	DE	Brigham Young	2013-2018
Anzalone, Alex	LB	Florida	2021-
Araguz, Leo	P	Stephen F. Austin	2001
Arena, Anthony	C	Michigan State	1942
Armbrister, Thurston	LB	Miami (Fla.)	2016-17
*Armstrong, Bob	T	Missouri	1931-32
Arnold, Jim	P	Vanderbilt	1986-93
Arnold, John	RB	Wyoming	1979-80
*Atkins, George	G	Auburn	1955
Atkins, James	G	Southwest Louisiana	2000
Atkins, John	DT	Georgia	2018-19
*Austin, James	E	St. Mary's (Calif.)	1939
Austin, Rodney	G	Elon	2013-14
Avril, Cliff	DE	Purdue	2008-12
Baack, Steve	DE	Oregon	1984-87
Babers, Roderick	CB	Texas	2003-04
Backus, Jeff	T	Michigan	2001-12
Bademosi, Johnson	CB	Stanford	2016
Bailey, Boss	LB	Georgia	2003-07
*Bailey, Byron	B	Washington State	1952-54
Bailey, Robert	CB	Miami (Fla.)	1997-99, 2001
Baker, Al	DE	Colorado State	1978-82
*Baker, John	DE	North Carolina College	1968
Baldischwiler, Karl	T	Oklahoma	1978-82
Ball, Jerry	NT	Southern Methodist	1987-92
Ball, Larry	LB	Louisville	1975
Ballentine, Corey	CB	Washburn	2021
*Banas, Stephen	B	Notre Dame	1935
*Banjavic, Emil	B	Arizona	1942
Banks, Johnthan	CB	Mississippi State	2016
Bannan, Justin	DT	Colorado	2013
*Banonis, Vincent	C	Detroit	1951-53
Banta, Bradford	TE	Southern California	2001-04
Barclay, Don	G	West Virginia	2017
*Barle, Louis	B	Duluth	1938
Barnes, Adairius	CB	Louisiana Tech	2016-17
Barnes, Al	WR	New Mexico State	1971-73
Barnes, Darian	FB	Hampton	2008
Barnes, Derrick	LB	Purdue	2021-
Barnes, Kevin	CB	Maryland	2012
Barnes, Roosevelt	LB	Purdue	1982-85
Barney, Lem	CB	Jackson State	1967-77
*Barr, Terry	B	Michigan	1957-65
Barrett, Alex	DE	San Diego State	2017-18
Barrett, Reggie	WR	UTEP	1991-93
Barrows, Scott	OL	West Virginia	1986-88
Bartell, Ron	CB	Howard	2012
Barton, Greg	QB	Tulsa	1969
Bashir, Idrees	S	Memphis	2007
Bass, Mike	DB	Michigan	1967
Batch, Charlie	QB	Eastern Michigan	1998-01
Bates, Mario	RB	Arizona State	2000
Bates, Trevor	LB	Maine	2018
*Batinsky, Stanley	G	Temple	1941-47
Batten, Pat	FB	Hardin-Simmons	1964
*Baumgardner, Joe Billy	HB	Texas	1948
Bawden, Nick	FB	San Diego State	2019
Beckett, Tavante	LB	Marshall	2021
Beckham, Tony	CB	Wisconsin-Stout	2007
Beemer, Bob	DE	Toledo	1987
Beer, Tom	LB	Wayne State	1994-96
*Behan, Charles	E	DeKalb	1942
*Belichick, Stephen	B	Case Western Reserve	1941
Bell, Anthony	LB	Michigan State	1991
Bell, Bob	DT	Cincinnati	1971-73

B





DETROIT LIONS



NFL.ORG

HISTORY SECTION - ALL-TIME ALPHABETICAL ROSTER

@LIONSPR

Bell, Joique	RB	Wayne State	2011-16	*Bowdoin, Jim	G	Alabama	1933
Bell, Marcus	DT	Memphis	2004-06	*Bowman, William	B	William & Mary	1954, 56
Bell, Tatum	RB	Oklahoma State	2007	*Box, Cloyce	E	West Texas State	1949-50, 52-54
Bellore, Nick	FB	Central Michigan	2017-2018	Boyd, Stephen	LB	Boston College	1995-01
Belton, Keith	FB	Syracuse	2004	Boyd, Thomas	LB	Alabama	1987
*Bennett, Chuck	RB	Indiana	1930-31	Boyd, Tommie	WR	Toledo	1997-98
Bennett, Tommy	S	UCLA	2001	Boyle, Tim	QB	Eastern Kentucky	2021-
Benson, Charles	DE	Baylor	1987	Bradford, Corey	WR	Jackson State	2006
Benson, Trinity	WR	East Central	2021-	Bradley, Danny	WR	Oklahoma	1987
Bentley, Bill	CB	Louisiana-Lafayette	2012-15	Bradley, Jon	FB	Arkansas State	2007-08
Benzschawel, Beau	G	Wisconsin	2019	Bradley, Luther	CB	Notre Dame	1978-81
*Bernard, Charles	C	Michigan	1934	*Bradshaw, Charlie	T	Baylor	1967-68
Bernard, Karl	RB	SW Louisiana	1987-88	*Braidwood, Chuck	WR	Chattanooga	1930
*Berrang, Edward	E	Villanova	1951	Breeze, Brady	S	Oregon	2021-
Berry, Aaron	CB	Pittsburgh	2010-2012	Brettschneider, Carl	LB	Iowa State	1960-63
*Berry, Connie M.	E	North Carolina State	1939	*Briggs, Paul	T	Colorado	1948
Berry, Rashod	OLB	Ohio State	2021	*Brill, Harold	B	Wichita State	1939
Best, Jahvid	RB	California	2010-12	*Brim, Michael	CB	Virginia Union	1989
Beverly, Eric	C	Miami (Ohio)	1998-2003	Briscoe, Marlin	WR	Nebraska-Omaha	1975-76
Billingsley, Jace	WR	Eastern Oregon	2016-17, 18	*Britt, Maurice	E	Arkansas	1941
Bing, Darnell	LB	Southern California	2008-09	Brock, Lou	DB	Southern California	1988
*Bingaman, Les	G	Illinois	1948-54	Brock Sr., Tremaine	DB	Belhaven	2020
Black, Mike	P	Arizona State	1983-87	Brock, Willie	C	Colorado	1978
Blades, Bennie	S	Miami (Fla.)	1988-96	Brockers, Michael	DE	LSU	2021-
Blair, T.C.	TE	Tulsa	1974	Brooks, Barrett	T	Kansas State	1999-00
Blaise, Kerlin	G	Miami (Fla.)	1998-2003	*Brooks, Bud	G	Arkansas	1955
Bland, Carl	WR	Virginia Union	1984-88	Brooks, Jon	LB	Clemson	1979
*Blessing, Paul	E	Nebraska State Tchrs.	1944	Brooks, Kevin	DE	Michigan	1989-90
Blough, David	QB	Purdue	2019-	Brooks, Michael	LB	Louisiana State	1996
Blount, LeGarrette	RB	Oregon	2018	Brooks, Steve	TE	Occidental	1996
Blue, Greg	S	Georgia	2007	Brown, Aaron	RB	Texas Christian	2009-11
Blue, Luther	WR	Iowa State	1977-79	Brown, Arnold	DB	North Carolina Central	1985-86
Blundin, Matt	QB	Virginia	1997	Brown, Evan	C	SMU	2020-
Bly, Dré	CB	North Carolina	2003-06	Brown, C.C.	S	Louisiana-Lafayette	2010
Boadway, Steve	LB	Arizona	1987	Brown, Charlie	WR	Northern Arizona	1970
Bodden, Leigh	CB	Duquesne	2008	Brown, Corwin	S	Michigan	1999-00
Boden, Lynn	T	South Dakota State	1975-78	*Brown, Howard	G	Indiana	1948-50
*Bodenger, Maurice	G	Tulane	1931-34	Brown, J.B.	CB	Maryland	1999-00
Bodiford, Shaun	WR	Portland State	2006	Brown, Lomas	T	Florida	1985-95
Boggs, Taylor	C	Humboldt State	2015	Brown, Mark	LB	Purdue	1989-91
Boldin, Anquan	WR	Florida State	2016	*Brown, Marvin	B	East Texas State	1957
Bolinger, Russ	G	Long Beach State	1976-82	Brown, Ray	G	Arkansas State	2002
Bolton, Andy	RB	Fisk	1976-78	Brown, Reggie	LB	Texas A&M	1996-97
Bolton, Curtis	LB	Oklahoma	2021	*Brown, Richard	C	Iowa	1930
*Bolton, Harry	T	Oklahoma State	1944	Brown, Roger	T	Maryland State	1960-66
Bonham, Shane	DT	Tennessee	1994-97	Broyles, Ryan	WR	Oklahoma	2012-14
*Booth, Richard	B	Case Western	1941, 45	*Brumley, Robert	B	Rice	1945
Borgella, Jocelyn	CB	Cincinnati	1994-96	Bryan, Copeland	DE	Arizona	2009
Bostic, John	DB	Bethune-Cookman	1985-87	Bryant, Anthony	DT	Alabama	2006
*Boswell, Ben	T	TCU	1933	Bryant, Armonty	DE	East Central	2016-17
Bouwens, Shawn	G	Nebraska-Wesleyan	1991-94	Bryant, Austin	DE	Clemson	2019-





DETROIT LIONS



NFL.ORG

HISTORY SECTION - ALL-TIME ALPHABETICAL ROSTER

@LIONSPR

Bryant, Fernando	CB	Alabama	2004-07	Carter, Alex	CB	Stanford	2016
Bryant, Hunter	TE	Washington	2020	Carter, Anthony	WR	Michigan	1994-95
Bryson, Shawn	RB	Tennessee	2003-06	Carter, Marty	S	Middle Tenn. State	2001
Buchanon, Phillip	CB	Miami (Fla.)	2009	Carter, Pat	TE	Florida State	1988
Buckley, Eldra	RB	Tennessee-Chattanooga	2011	Case, Stoney	QB	New Mexico	2000
*Bulger, Chester	T	Auburn	1950	Cash, Chris	CB	Southern California	2002-04
Bullocks, Daniel	S	Nebraska	2006-09	Cason, Aveion	RB	Illinois State	2001-02, 06-08
*Bumgardner, Max	E	Texas	1948	*Cassady, Howard	B	Ohio State	1956-61, 63
*Bundra, Mike	T	Southern California	1962-63	Cassel, Matt	QB	Southern California	2018
Bunz, Dan	LB	Cal State-Long Beach	1985	*Caston, Toby	LB	Louisiana State	1989-93
*Burleson, John	T	Southern Methodist	1933	Caver, James	WR	Missouri	1983
Burleson, Nate	WR	Nevada	2010-13	*Cavosie, John	RB	Butler	1931-33
Burns, Mike	DB	Southern California	1978	Cephus, Quintez	WR	Wisconsin	2020-
Burton, Leonard	C	South Carolina	1992-94	Cesare, Billy	DB	Miami (Fla.)	1982
Burton, Michael	FB	Rutgers	2015-16	Chadwick, Jeff	WR	Grand Valley State	1983-89
Bush, Rafael	S	South Carolina State	2016	Chalenski, Mike	DE	UCLA	1998
Bush, Reggie	RB	Southern California	2013-14	Chandler, Karl	C	Princeton	1978
*Busich, Samuel	E	Ohio	1943	*Chantiles, Thomas	T	Southern California	1942
Bussey, Dexter	RB	Texas-Arlington	1974-84	Chapas, Shaun	FB	Georgia	2012
Butcher, Paul	LB	Wayne State	1986-88	Chapman, Clarence	DB	Eastern Michigan	1985
Butler, Crezdon	CB	Clemson	2015-16	Charles, Orson	TE	Georgia	2016
Butler, Kelly	T	Purdue	2004-05	Charles, Stefan	DT	Regina	2016
Bynes, Josh	LB	Auburn	2014-16	*Chase, Benjamin	G	Navy	1947
				Cherilus, Gosder	T	Boston College	2008-12
C				Cherry, Raphael	DB	Hawaii	1987-88
Cabinda, Jason	FB/LB	Penn State	2019-	*Christensen, Frank	B/DB	Utah	1934-37
*Caddel, Ernie	B	Stanford	1933-38	*Christensen, George	T	Oregon	1931-38
*Cain, James	E	Alabama	1950, 53-55	*Christensen, Koester	WR	Michigan State	1930
*Cain, Pat	C/G	Wichita State	1987	*Christiansen, Jack	B	Colorado A&M	1951-58
Calhoun, Brian	RB	Wisconsin	2006-08	Chryplewicz, Pete	TE	Notre Dame	1997-99
*Callahan, J.R.	B	Texas	1946	*Cifelli, August	T	Notre Dame	1950-52
Callicutt, Ken	RB	Clemson	1978-82	*Cifers, Robert	B	Tennessee	1946
*Callihan, William	B	Nebraska	1940-45	Ciurciu, Vinny	LB	Boston College	2009-10
*Calvelli, Anthony	C	Stanford	1939-40	Claiborne, Chris	LB	Southern California	1999-02
Campbell, Caleb	LB	Army	2010	Clark, Al	DB	Eastern Michigan	1971
Campbell, Dan	TE	Texas A&M	2006-08	Clark, Brian	WR	North Carolina State	2010
Campbell, Jeff	WR	Colorado	1990-93	Clark, Dexter	DB	Toledo	1987
Campbell, Lamar	CB	Wisconsin	1998-02	*Clark, Earl "Dutch"	B	Colorado	1931-32, 34-38
Campbell, Mike	RB	Lenoir Rhyne	1968	Clark, Ernie	LB	Michigan State	1963-67
*Campbell, Stanley	G	Iowa State	1952, 55-58	Clark, Jessie	RB	Arkansas	1988
Cannon, Anthony	LB	Tulane	2006-08	Clark, Robert	WR	North Carolina Central	1989-91
Cappleman, Bill	QB	Florida State	1971-73	*Clark, Wayne	E	Utah	1944-45
Capria, Carl	DB	Purdue	1974	Clay, Willie	S	Georgia Tech	1992-95
*Cardwell, Lloyd	B	Nebraska	1937-43	Cleary, Emmett	T	Boston College	2017
Carey, Don	S	Norfolk State	2011-17, 2018	*Clemons, Raymond	G	Central Oklahoma State	1939
Carpenter, Bobby	LB	Ohio State	2010-11	Cline, Jackie	DE	Alabama	1990
*Carpenter, Lewis	B	Arkansas	1953-55	*Cline, Ollie	B	Ohio State	1950-53
Carr, Carl	LB	North Carolina	1987	Cobb, Garry	LB	Southern California	1979-84
Carrier, Mark	S	Southern California	1997-99	Cobourne, Avon	RB	West Virginia	2003
Carrington, Darren	CB	Northern Arizona	1990	Cody, Bill	LB	Auburn	1966
Carson, Tra	RB	Texas A&M	2019	Cody, Shaun	DT	Southern California	2005-08





DETROIT LIONS



NFL.ORG

HISTORY SECTION - ALL-TIME ALPHABETICAL ROSTER

@LIONSPR

* Cofer, Michael	DE/LB	Tennessee	1983-92
* Cogdill, Gail	E	Washington State	1960-68
Cohen, Joe	DT	Florida	2009
Cohen, Landon	DT	Ohio	2008-09
Colbert, Keary	WR	Southern California	2008
Cole, Eddie	LB	Mississippi	1979-80
* Colella, Thomas	B	Canisius	1941-43
Coleman, Erik	S	Washington State	2011-12
Coleman, Justin	CB	Tennessee	2019-20
Collins, Andre	LB	Michigan	1999
Collins Sr., Jamie	LB	Southern Mississippi	2020-
Collins, Jed	FB	Washington State	2014
Colon, Harry	S	Missouri	1992-94, 97
Compton, Dick	B	McMurry	1962-64
Compton, Mike	C/G	West Virginia	1993-00
* Concannon, Jack	QB	Boston College	1975
* Conlee, Gerry	C	St. Mary's (Pa.)	1943
Conover, Scott	T	Purdue	1991-96
* Cook, Damion	G	Bethune-Cookman	2008-09
* Cook, Gene	E	Toledo	1959
* Cook, Ted	E	Alabama	1947
Cooke, Bill	DT	Massachusetts	1978
* Cooper, Harold	B	Detroit	1937
Cooper Sr., Marcus	CB	Rutgers	2018
Cooper, Rafael	RB	Louisville	2002
Copeland, Brandon	LB	Pennsylvania	2015-17
* Corgan, Michael	B	Notre Dame	1943
Cornell, Jashon	DE	Ohio State	2021-
Cotton, Craig	TE	Youngstown State	1969-72
Cottrell, Bill	T	Delaware Valley	1967-70
Couplin, Jerome	S	William & Mary	2014
* Crabtree, Clement	T	Wake Forest	1940-41
Craig, Paco	WR	UCLA	1988
* Creekmur, Lou	T	William & Mary	1950-59
* Cremer, Theodore	E	Auburn	1946-48
Cribbs, James	DE	Memphis State	1989
Crockett, Ray	CB	Baylor	1989-93
Croft, Don	DT	UTEP	1976
Cromartie, Marcus	S	Wisconsin	2018
Cronin, Gene	G	Pacific	1956-59
Crosby, Tyrell	OL	Oregon	2018-20
Crosswhite, Leon	RB	Oklahoma	1973-74
Crowell, Germane	WR	Virginia	1998-02
Cudjo, Jermelle	DT	Central Oklahoma	2015
Culp, Curley	DT	Arizona State	1980-81
Culpepper, Daunte	QB	Central Florida	2008-09
* Cunningham, Leon	LB	South Carolina	1955
Cunningham, Jerome	TE	Southern Conn. State	2018
Curley, August	LB	Southern California	1983-86
Curry, Donté	LB	Morris Brown	2002-07
Curry, Julius	S	Michigan	2003

D			
* D'Addio, Dave	FB	Maryland	1984
Dahl, Joe	OL	Washington State	2016-20
Dallafor, Ken	G	Minnesota	1989-92
Daly, Scott	LS	Notre Dame	2021-
* D'Alonzo, Peter	B	Villanova	1951-52
Daniel, Chase	QB	Missouri	2020
Daniels, Mike	DT	Iowa	2019
Danielson, Gary	QB	Purdue	1976-84
Darby, Byron	DL	Southern California	1989
Darby, Chuck	DT	South Carolina State	2008-09
* David, James	B	Colorado A&M	1952-59
Davis, Ben	DB	Defiance	1974-76
Davis, Buster	LB	Florida State	2007
Davis, Eric	CB	Jacksonville State	2002
Davis, Frank	G	South Florida	2006-07
* Davis, Glenn	E	Ohio State	1960-61
Davis, James	LB	West Virginia	2003-05
Davis, Jarrad	LB	Florida	2017-20
Davis, Jerome	NT	Ball State	1987
Davis, Kellen	TE	Michigan State	2014
Davis, Rashied	WR	San Jose State	2011
* Davis, Ray	G	Samford	1932-33
* Davis, Red	RB	Geneva	1933
* Dawley, Frederick	B	Michigan	1944
Dawson, Keyunta	DE	Texas Tech	2011
* Dawson, Mike	DT	Arizona	1983
Daykin, Tony	LB	Georgia Tech	1977-78
Decker, Taylor	T	Ohio State	2016-
* DeCorrevont, William	B	Northwestern	1946
* DeFruiter, Robert	B	Nebraska	1947
Delaney, Jeff	DB	Pittsburgh	1981
Delmas, Louis	S	Western Michigan	2009-13
* DeMarco, Mario	G	Miami (Fla.)	1949
DeMulling, Rick	G	Idaho	2005-06
Dennis, Guy	G	Florida	1973-75
DePoyster, Jerry	K	Wyoming	1968
Derby, John	LB	Iowa	1992
* Derleth, Bob	OL	Michigan	1947
* DeShane, Charles	B	Alabama	1945-49
Detmer, Ty	QB	Brigham Young	2001-03
DeVries, Jared	DE	Iowa	1999-2010
* DeWeese, Ebby	G	No College	1930
Dibble, Dorne	E	Michigan State	1951, 53-57
Dickel, Dan	LB	Iowa	1978
Dickerson, Dorin	TE	Pittsburgh	2013
* Diehl, David	E	Michigan State	1939-40, 44-45
Dieterich, Chris	T	North Carolina State	1980-86
Diggs, Quandre	CB	Texas	2015-19
Diorio, Jerry	TE	Michigan	1987





DETROIT LIONS



NFL.ORG

HISTORY SECTION - ALL-TIME ALPHABETICAL ROSTER

@LIONSPR

Dixon, André	CB	Northeastern	1999	Elliott, Jalen	S	Notre Dame	2021
Dizon, Jordan	LB	Colorado	2008-10	Ellis, Devale	WR	Hofstra	2006-07
Dodge, Kirk	LB	UNLV	1984-85	Ellis, Ken	DB	Southern	1979
Doig, Steve	LB	New Hampshire	1984-85	*Ellis, Lawrence	B	Syracuse	1948
*Doll, Donald	B	Southern California	1949-52	Elliss, Luther	DT	Utah	1995-03
Dollinger, Tony	FB	Evangel	1987	*Elser, Earl	T	Butler	1933
Donahue, Ryan	P	Iowa	2011	Emanuel, Bert	WR	Rice	2001
Donnal, Andrew	OL	Iowa	2018	*Emerick, Robert	T	Miami (Ohio)	1934
*Doran, James	E	Iowa State	1951-59	*Emerson, Gover "Ox"	OL/LB	Texas	1931-37
*D'Orazio, Joseph	T	Ithaca	1944	Engle, Greg	C	Illinois	1999
Dorney, Keith	T/G	Penn State	1979-87	English, Doug	DT/NT	Texas	1975-79, 81-85
*Douds, Jap	T	Washington & Jefferson	1930-31	*Enke, Fred	QB	Arizona	1948-51
*Dove, Robert	E/G	Notre Dame	1953-54	Erleben, Russell	P	Texas	1987
Dozier, D.J.	RB	Penn State	1991	Evans, Doug	CB	Louisiana Tech	2003
Driskel, Jeff	QB	Louisiana Tech	2019	Evans, Leon	DE	Miami (Fla.)	1985-87
*Dronett, Shane	DE	Texas	1996	*Evans, Murray	B	Hardin-Simmons	1942-43
Droughns, Reuben	RB	Oregon	2001	*Evey, Dick	DT	Tennessee	1971
Drummond, Eddie	WR	Penn State	2002-06				
*Dublinski, Thomas	QB	Utah	1952-54	F			
Duckens, Mark	DE	Arizona State	1990	Faggins, Demarcus	CB	Kansas State	2009
Duckett, T.J.	RB	Michigan State	2007	Fair, Terry	CB/KR	Tennessee	1998-01
*Dudish, Andrew	C	Georgia	1948	Fairley, Nick	DT	Auburn	2011-14
*Dudley, Bill	B	Virginia	1947-49	Fanning, Mike	DT	Notre Dame	1983
*Dugger, Jack	E	Ohio State	1947-48	Fantetti, Ken	LB	Wyoming	1979-85
Duncan, Howard	C	Ohio State	1948	*Farkas, Andrew	B	Detroit	1945
Duncan, Rick	P	East Montana State	1969	Farmer, George	WR	UCLA	1975
Dunlap, Leonard	DB	North Texas State	1975	*Farr, Mel	RB	UCLA	1967-73
Durant, Justin	LB	Hampton	2011-12	Farr, Mike	WR	UCLA	1990-92
Durham, Kris	WR	Georgia	2012-13	Farr, Miller	DB	Wichita	1973
				Fauria, Joseph	TE	UCLA	2013-14
E				Federico, Craig	DB	Illinois State	1987
*Earon, Blaine	E	Duke	1952-53	*Feldhaus, William	T	Cincinnati	1937-40
*Ebding, Harry	E	St. Mary's (Calif.)	1931-37	Fells, Darren	TE	UC-Irvine	2017, 2021
Ebron, Eric	TE	North Carolina	2014-17	Felton, Jerome	FB	Furman	2008-10
*Eby, Byron	RB	Ohio State	1930	Felton, Joe	G	Albion	1987
Eddy, Nick	RB	Notre Dame	1968-72	Felts, Bob	HB	Florida A&M	1965-67
Edebali, Kasim	DE	Boston College	2017	*Fena, Thomas	B	Colorado	1937
Edwards, Dovonte	CB	North Carolina State	2007	*Fennebock, Charles	G	UCLA	1943-45
Edwards, Kalimba	DE	South Carolina	2002-07	*Fenner, Harold	WR	No College	1930
Edwards, Patrick	WR	Houston	2013	Ferguson, Joe	QB	Arkansas	1985-87
Edwards, Stan	FB	Michigan	1987	Ferguson, Keith	DE	Ohio State	1985-90
Edwards, Troy	WR	Louisiana Tech	2005	Ferguson, Larry	HB	Iowa	1963
Ehinger, Parker	G	Cincinnati	2021	*Fichman, Leon	T	Alabama	1946-47
Ehrmann, Joe	DT	Syracuse	1981-82	Fields, Anthony	DB	Eastern Michigan	1987
*Eiden, Edmund	B	Scranton	1944	Fields, Edgar	DT	Texas A&M	1981
Ekejiuba, Isaiah	LB	Virginia	2010-11	Fifer, William	T	West Texas State	1978
*Elam, Cleveland	DT	Tennessee State	1979	Figurs, Yamon	WR	Kansas State	2009
Elder, Donnie	DB	Memphis State	1986	Fisher, Travis	CB	Central Florida	2007-08
*Elias, Homer	G	Tennessee State	1978-84	*Fisk, William	E	Southern California	1940-43
Ellerson, Gary	RB	Wisconsin	1987	FitzSimmons, Casey	TE	Carroll College (Mont.)	2003-09
Ellington, Bruce	WR	South Carolina	2018	Flanagan, Ed	C	Purdue	1965-74





DETROIT LIONS



NFL.ORG

HISTORY SECTION - ALL-TIME ALPHABETICAL ROSTER

@LIONSPR

*Flanagan, Richard	LB	Ohio State	1950-52	Gaines, Lawrence	FB	Wyoming	1976-79
*Fleckenstein, Bill	G	Iowa	1930	Gaines, Michael	TE	Central Florida	2008
Fletcher, Jamar	CB	Wisconsin	2006	Gallagher, Dave	DT	Michigan	1978-79
Florence, Drayton	CB	Tuskegee	2012	Gallagher, Frank	G	North Carolina	1967-72
*Flowers, Keith	C	TCU	1952	Galloway, Duane	DB	Arizona State	1985-87
Flowers, Trey	DE	Arkansas	2019-21	Gambol, Chris	T	Iowa	1989
Flowers, Marquis	LB	Arizona	2018	Gambrell, Bill	E	South Carolina	1968
Fluellen, Andre	DT	Florida State	2008-15	*Gandee, Sherwin	E	Ohio State	1952-56
Follett, Zack	LB	California	2009-10	Gandy, Dylan	G	Texas Tech	2009-13
Folmar, Brendon	QB	California (Pa.)	1987	Garcia, Jeff	QB	San Jose State	2005
Foote, Larry	LB	Michigan	2009	Gardner, Gilbert	LB	Purdue	2008
Ford, Brad	CB	Alabama	1996	Gary, Olandis	RB	Georgia	2003
Ford, Darryl	LB	New Mexico State	1992-93	*Gatski, Frank	C	Marshall	1957
Ford, John	WR	Virginia	1989	Gaubatz, Dennis	LB	Louisiana State	1963-64
Ford, Mike	CB	Southeast Missouri St.		Gay, William	DE	Southern California	1978-87
Forsett, Justin	RB	California	2016	*Gedman, Gene	B	Indiana	1953, 56-58
*Forte, Aldo	G	Montana	1946	Geile, Chris	C	Eastern Illinois	1987
Fortin, Roman	T	San Diego State	1991	*George, Ray	T	Southern California	1939
Foster, Geroge	T	Georgia	2007-08	Germany, Willie	DB	Morgan State	1973
Foster, Larry	WR	Louisiana State	2000-02	*Gibbons, James	E	Iowa	1958-68
Fowler, Amos	C	Southern Mississippi	1978-84	Gibbs, Sonny	QB	Texas Christian	1964
Fowler, Eric	WR	Grand Valley State	2009	Gibson, Aaron	T	Wisconsin	1999-01
Fowler, Melvin	C	Maryland	2009	Gibson, Dennis	LB	Iowa State	1987-93
Fox, Jack	P	Rice	2020-	Gilberry, Wallace	DE	Alabama	2016
Fox, Jason	T	Miami (Fla.)	2010-13	Gilbert, Mark	CB	Duke	2021-
Fox, Vernon	CB	Fresno State	2004-05	Giles, Jimmie	TE	Alcorn State	1986
Fralic, Bill	G	Pittsburgh	1993	*Gill, Sloko	G	Youngstown State	1942
Frampton, Eric	S	Washington State	2007	*Gillette, Jim	B	Virginia	1948
Franklin, Dennis	WR	Michigan	1975-76	*Gilmer, Harry	QB	Alabama	1955-56
Franks, Dennis	C	Michigan	1979	Ginn, Tommie	G	Arkansas	1980-81
Fredrickson, Rob	LB	Michigan State	1998	Gipson, Paul	RB	Houston	1971
Freaney, Dwight	DE	Syracuse	2017	*Girard, Earl	B	Wisconsin	1952-56
Freese, Nate	K	Boston College	2014	Glasgow, Graham	G/C	Michigan	2016-19
Freitas, Rockne	T	Oregon State	1968-77	Glass, William	DE	Baylor	1958-61
*French, Barry	G	Purdue	1951	*Glassgow, Bill	RB	Iowa	1930
Ferrotte, Gus	QB	Tulsa	1999	Glover, Kevin	C/G	Maryland	1985-97
Friede, Mike	WR	Indiana	1980	Goff, Jared	QB	California	2021-
Frizzell, William	DB	North Carolina Central	1984-85	Goich, Dan	DE	California	1969-70
Frohbose, Bill	DB	Miami (Fla.)	1974	*Goldman, Samuel	E	Howard	1949
*Frutig, Edward	E	Michigan	1945-46	Golladay, Kenny	WR	Northern Illinois	2017-20
*Fucci, Dominic	B	Kentucky	1955	Golsteyn, Jerry	QB	Northern Illinois	1979
Fuller, Corey	WR	Virginia Tech	2013-16	Gomes, DeJon	S	Nebraska	2013
Fuller, Vincent	S	Virginia Tech	2011	*Gonzaga, John	T	(No College)	1961-65
Fulgham, Travis	WR	Old Dominion	2019	Gooch, Jeff	LB	Austin Peay	2002-03
*Furness, Steve	DT	Rhode Island	1981	Goodman, André	CB	South Carolina	2002-05
Furrey, Mike	WR	Northern Iowa	2006-08	*Goodman, Henry	T	West Virginia	1942
*Furst, Anthony	T	Dayton	1940-41, 44	Goovert, Ron	LB	Michigan State	1967
G				Gordon, John	DT	Hawaii	1972
Gagliano, Bob	QB	Utah State	1989-90	Gordon, Lamar	RB	North Dakota State	2006
*Gagnon, Roy	G	Oregon	1935	*Gordy, John	G	Tennessee	1957, 59-67
				*Gore, Gordon	B	Ok. S.W. Tchrs.	1939





DETROIT LIONS



NFL.ORG

HISTORY SECTION - ALL-TIME ALPHABETICAL ROSTER

@LIONSPR

Gorrer, Danny	CB	Texas A&M	2014	Hall, Tom	E	Minnesota	1962-63
*Graham, Al	G	No College	1930	Hallock, Ty	TE/LB	Michigan State	1993-94
Graham, Ben	P	Deakin (Australia)	2011-12	*Hamilton, Raymond	E	Arkansas	1939
*Graham, Lester	G	Tulsa	1938	Hamilton, Remy	K	Michigan	2005
Graham, William	DB	Texas	1982-87	Hamlin, Gene	C	Western Michigan	1972
*Grant, Aaron	C	Chattanooga	1930	Hand, Da'Shawn	DL	Alabama	2018-21
Gray, Dan	DE	Rutgers	1978	Hand, Larry	DE	Appalachian State	1964-77
Gray, Hector	DB	Florida State	1981-83	Hanks, Ben	LB	Florida	1997
Gray, Mel	WR/KR	Purdue	1989-94	*Hanneman, Chuck	E	Michigan Normal	1937-41
Greco, Don	G	Western Illinois	1982-85	*Hanny, Duke	E/T	Indiana	1930
Green, Barrett	LB	West Virginia	2000-03	*Hansen, Dale	T	Michigan State	1944; 48-49
Green, Curtis	DE/NT	Alabama State	1981-89	Hanson, Jason	K	Washington State	1992-2012
Green, Donnie	T	Purdue	1978	Harbor, Clay	TE	Missouri State	2016-
Green, Jacquze	WR	Florida	2002	*Harder, Pat	B	Wisconsin	1951-53
Green, Jonté	CB	New Mexico State	2012-13	*Harding, Roger	C	California	1948
Green, Tion	RB	Cincinnati	2017	*Hardy, James	QB	Southern California	1952
Green, Willie	WR	Mississippi	1991-93	Harmon, Duron	S	Rutgers	2020
*Greene, John	E	Michigan	1944-50	Harold, Eli	LB	Virginia	2018
Greenwood, Chris	DB	Albion	2012-13	Harper, Dwayne	CB	South Carolina State	1999
Greer, Albert	E	Jackson State	1963	Harrell, James	LB	Florida	1979-83, 85-86
Greer, Donovan	CB	Texas A&M	2002	Harrington, Joey	QB	Oregon	2002-05
Greer, Terry	WR	Alabama State	1990	Harris, Arlen	RB	Virginia	2006
*Grefe, Theodore	E	Notre Dame	1945	Harris, Charles	OLB	Missouri	2021-
Griffen, Everson	DE	USC	2020	Harris, Chris	S	Louisiana-Monroe	2011
*Griffen, Hal	C	Iowa	1930, 32	Harris, Corey	S	Vanderbilt	2002-03
Griffin, James	DB	Middle Tennessee State	1986-89	*Harris, Dud	T	Marietta	1930
Grigsby, Nicholas	LB	Pittsburgh	2018	Harris, Leroy	G	North Carolina State	2013
*Grigonis, Frank	B	Chattanooga	1942	Harris, Nick	P	California	2003-10, 2012
Grigson, Ryan	T	Purdue	1995	Harris, Will	S	Boston College	2019-
*Grimes, George	B	Virginia	1948	Harrison, Chris	G	Virginia	1996
Gronkowski, Dan	TE	Maryland	2009	Harrison Sr., Damon	DT	William Penn	2018-19
*Groomes, Melvin	B	Indiana	1948-49	*Harrison, Granville	E	Mississippi State	1942
Grootegoed, Matt	LB	Southern California	2005	Harrison, Jerome	RB	Washington State	2011-12
*Grossman, Rex	B	Indiana	1950	*Hart, Leon	E	Notre Dame	1950-57
Grottkau, Robert	G	Oregon	1959-60	Hartings, Jeff	G	Penn State	1996-00
Grymes, Darrell	WR	Central State (Ohio)	1987	Harvey, Maurice	DB	Ball State	1983, 87
Gutierrez, Brock	G/C	Central Michigan	2005	*Hastings, George	T	Ohio	1930-31
*Gutowsky, "Ace"	RB	Oklahoma City	1932-38	Haverdick, Dave	DE	Morehead State	1970
H				Havner, Spencer	TE	UCLA	2010
*Hackenbruck, John	T	Oregon State	1940	Haye, Jovan	DE	Vanderbilt	2011
*Hackney, Elmer	B	Kansas State	1942-46	Hayden, D.J.	CB	Houston	2017
Hadd, Gary	DT	Minnesota	1988	Hayworth, Tracy	LB	Tennessee	1990-95
*Hafen, Bernard	E	Utah	1949-50	Hector, Bruce	DE	USF	2021-
Haggerty, Mike	T	Miami (Fla.)	1973	*Hekkers, George	T	Wisconsin	1947-49
Hakim, Az-Zahir	WR	San Diego State	2002-04, 06	Heller, Will	TE	Georgia Tech	2009-12
Hall, Alvin	CB	Miami (Ohio)	1981-85, 87	*Helms, Jack	E	Georgia Tech	1946
Hall, Marvin	WR	Washington	2019-20	Hempstead, Hessley	C/G	Kansas	1995-97
Hall, James	DE	Michigan	2000-06	Henderson, John	E	Michigan	1965-67
*Hall, John	B	Texas Christian	1942	Henry, Alex	K	Nebraska	2014
*Hall, Ron	TE	Hawaii	1994-95	Hennigan, Mike	LB	Tennessee Tech	1973-75
				Henry, Anthony	CB	South Florida	2009





DETROIT LIONS



NFL.ORG

HISTORY SECTION - ALL-TIME ALPHABETICAL ROSTER

@LIONSPR

Henson, Drew	QB	Michigan	2008	Hoover, Mel	WR	Arizona State	1987
Herron, Anthony	DE	Iowa	2001	*Hopp, Harry	B	Nebraska	1940-43
Herron, Frank	DT	LSU	2019-20	Hopson, Tyrone	G	Eastern Kentucky	2002, 04-05
*Hertwig, Craig	T	Georgia	1975-77	Houston, Chris	CB	Arkansas	2010-13
*Heywood, Ralph	E	Southern California	1947-48	Howard, Billy	DT	Alcorn A&M	1974-76
Hickman, Donnie	G	Southern California	1978	Howard, Desmond	WR/KR	Michigan	1999-02
Hickman, Kevin	TE	Navy	1995, 97-98	*Hubbard, Marv	FB	Colgate	1977
Hicks, Ivan	DB	Michigan	1987	*Huffman, Vernon	B	Indiana	1937-38
Hicks, LaMarcus	S	Iowa State	2007-08	Huggins, Albert	DT	Clemson	2020
Hicks, Mark	LB	Arizona State	1987	*Hughes, Chuck	WR	UTEP	1970-71
Hicks, R.W.	C	Humboldt State	1975	*Hunnicutt, Jim	G	South Carolina	1948
*Hightower, Ben	E	Sam Houston	1943	Hunt, Phillip	DE	Houston	2015
*Hilgenberg, Wally	LB	Iowa	1964-66	Hunter, Herman	RB	Tennessee State	1986
Hilger, Rusty	QB	Oklahoma State	1988	*Hunter, James	DB	Grambling	1976-82
Hill, David	TE	Texas A&I	1976-82	Hunter, Jason	DE	Appalachian State	2009
Hill, Greg	RB	Texas A&M	1999	Hunter, Jeff	DE	Albany State	1990-92
*Hill, Harlon	E	Florence State	1962	*Hunter, Ramey	WR	Marshall	1933
Hill, J.D.	WR	Arizona State	1976-78	Hunter, Scott	QB	Alabama	1979
*Hill, James C.	B	Tennessee	1951-52	Huntley, Richard	RB	Winston-Salem State	2002
*Hill, Jimmy	DB	Sam Houston	1965	*Hupke, Thomas	G	Alabama	1934-37
Hill, Rod	DB	Kentucky State	1986	*Hutchison, Elvin	B	Whittier	1939
Hill, Sammie Lee	DT	Stillman	2009-12	Hyder Jr., Kerry	DE	Texas Tech	2015-18
Hill, Shaun	QB	Maryland	2010-13				
Hill, Tye	CB	Clemson	2010	I			
Hilliard, Corey	T	Oklahoma State	2010-14	Idonije, Israel	DE	Manitoba	2013
*Hillman, Bill	B	Tennessee	1947	Igwebuike, Godwin	RB	Northwestern	2021-
Hills, Wes	RB	Slippery Rock	2019	Ihedigbo, James	S	Massachusetts	2014-15
*Hilton, John	TE	Richmond	1972-73	Irvin, LeRoy	CB	Kansas	1990
*Hinchman, Hubert	B	Butler	1934	Irvin, Sedrick	RB	Michigan State	1999-01
Hinnant, Mike	G/TE	Temple	1992	*Isselhardt, Ralph	G	Franklin	1937
Hipple, Eric	QB	Utah State	1980-89	*Ivory, Bob	G	Detroit	1947
Hirsch, Steve	DB	Northern Illinois	1987	Iwuoma, Chidi	CB	California	2001
Hobbs, Kevin	CB	Auburn	2009	Izo, George	QB	Notre Dame	1965
Hockenson, T.J.	TE	Iowa	2019-				
Hodel, Nathan	LS	Illinois	2009	Jackson, Asa	CB	Cal Poly	2016
Hodge, KhaDarel	WR	Prairie View AGM	2021	Jackson, Cedric	RB	Texas Christian	1991
*Hoernschmeyer, Bob	B	Indiana	1950-55	Jackson, Ernie	DB	Jackson State	1979
Hogland, Doug	G	Oregon State	1958	Jackson, Grady	DT	Knoxville College	2009
Hogue, Doug	LB	Syracuse	2011-12	Jackson, Jonah	G	Ohio State	2020-
Holden, Will	T	Vanderbilt	2021	Jackson, Lawrence	DE	Southern California	2010-12
Holland, Darius	DT	Colorado	1998	Jackson, Michael	CB	Miami (Fla.)	2019
*Holland, Vernon	T	Tennessee State	1980	Jackson, Tyoka	DT	Penn State	2006
*Hollar, John	B	Appalachian State	1949	Jacobs, Jerry	CB	Arkansas	2021-
*Holm, Tony	RB	Alabama	1931	James, Garry	RB	Louisiana State	1986-88
Holman, Rodney	TE	Tulane	1993-95	James, Jesse	TE	Penn State	2019-20
Holmes, Earl	LB	Florida A&M	2003-05	James, John	P	Florida	1982
Holmes, Jerry	CB	West Virginia	1988-89	*James, June	LB	Texas	1985-88
Holt, Terrence	S	North Carolina State	2003-06	*James, Tommy	B	Ohio State	1947
Hons, Todd	QB	Arizona State	1987	James, William	CB	Western Illinois	2009
Hooks, Jim	RB	Central State (Ok.)	1973-76	Jamison, George	LB	Cincinnati	1987-93, 97-98
Hoopes, Mitch	P	Arizona	1977	Jansen, Jon	T	Michigan	2009





DETROIT LIONS



NFL.ORG

HISTORY SECTION - ALL-TIME ALPHABETICAL ROSTER

@LIONSPR

Jarvis, Ray	WR	Norfolk State	1974-78	*Jones, Elmer	G	Wake Forest	1947-48
*Jaszewski, Floyd	T	Minnesota	1950-51	Jones, James A.	DT	Northern Iowa	1999-00
Jauron, Dick	DB	Yale	1973-77	Jones, James R.	FB	Florida	1983-88
Jefferson, Jermar	RB	Oregon State	2021-	Jones, Jason	DE	Eastern Michigan	2013-15
Jefferson, Shawn	WR	Central Florida	2003	Jones, Jeff	T	Texas A&M	1995-96
*Jefferson, William	B	Mississippi State	1941	*Jones, Jim	B	Union Tennessee	1946
Jeffries, Greg	CB/S	Virginia	1993-98	Jones, Jimmie	RB	UCLA	1974
Jean Francois, Ricky	DT	Louisiana State	2018	Jones, Kevin	RB	Virginia Tech	2004-07
Jenkins, Ken	RB	Bucknell	1983-84	*Jones, Ralph	E	Alabama	1946
Jenkins, Leon	DB	West Virginia	1972	Jones, TJ	WR	Notre Dame	2015-18
Jenkins, Melvin	CB	Cincinnati	1991-93	Jones, Victor	LB	Virginia Tech	1989-94
Jenkins, Walter	E	Wayne State	1955	Jones Jr., Marvin	WR	California	2016-20
Jennings, Adam	WR	Fresno State	2008-09	Jordan, Richard	LB	Missouri Southern	1997-99, 02
*Jennings, Lou	C	Cenenary	1930	*Joseph, Red	WR	Ohio State	1930
*Jessie, Ron	WR	Kansas	1971-74	Joyce, Matt	G	Richmond	2001-04
Jett, John	P	East Carolina	1997-03	Junker, Steve	E	Xavier	1957, 59-61
*Jett, John	E	Wake Forest	1941	*Jurkiewicz, Walter	C	Indiana	1946
Johnson, Andre	T	Penn State	1997-98	K			
Johnson, Bryant	WR	Penn State	2009-10	Kab, Vyto	TE	Penn State	1987-88
Johnson, Calvin	WR	Georgia Tech	2007-15	Kacmarek, Jeff	NT	Western Michigan	1987
Johnson, Demetrious	DB	Missouri	1983-86	*Kahl, Cy	RB	North Dakota	1930-31
Johnson, George	DE	Rutgers	2014, 17	Kamanu, Lew	DE	Weber State	1967-68
Johnson, Gilvanni	WR	Michigan	1987	*Kane, Rick	RB	San Jose State	1977-83, 85
Johnson, Isaiah	S	Georgia Tech	2015	*Kaporch, Albert	T	St. Bonaventure	1943-45
Johnson, James	LB	San Diego State	1985-86	*Karilivacz, Carl	B	Syracuse	1953-57
Johnson, Jimmie	TE	Howard	1992-93	Karlis, Rich	K	Cincinnati	1990
*Johnson, John "Jack"	T	Utah	1934-40	Karpinski, Keith	LB	Penn State	1989
*Johnson, John Henry	B	Arizona State	1957-59	*Karras, Alex	DT	Iowa	1958-62; 64-70
Johnson, Josh	QB	San Diego	2019	*Karras, Ted	G	Indiana	1965
Johnson, Kerryon	RB	Auburn	2018-20	*Karstens, George	C	Indiana	1949
Johnson, Kevin	WR	Syracuse	2005	*Kaska, Anthony	B	Illinois Wesleyan	1935
Johnson, Landon	LB	Purdue	2010	Kasper, Kevin	WR	Iowa	2006
Johnson, Levi	DB	Texas A&I	1973-77	Kearney, Jim	DB	Prairie View	1965-66
Johnson, Mike	LB	Virginia Tech	1994-95	Kearse, Jayron	S	Clemson	2020
Johnson, Pepper	LB	Ohio State	1996	*Keene, Robert	B	Detroit	1943-45
Johnson, Richard	WR	Colorado	1989-90	Kelly, Brian	CB	Southern California	2008
Johnson, Rick	T	Grand Valley State	1987	Kennard, Devon	LB	Southern California	2018-19
Johnson, Rudi	RB	Auburn	2008	Kennedy, Kenoy	S	Arkansas	2005-07
*Johnson, Spider	T	No College	1930	*Kennedy, Tom	T	Wayne State	1944
Johnson, Troy A.	LB	Oklahoma	1992	Kennedy, Tom	WR	Bryant	2019, 2021-
Johnson, Troy D.	WR	Southern	1989	*Kennedy, William	E	Michigan State	1942, 44
Johnson, Ty	RB	Maryland	2019	Kenney, Steve	G	Clemson	1986
Johnson, Tyrell	S	Arkansas State	2012	Kent, Greg	DT	Utah	1968
Jolley, Gordon	T	Utah	1972-75	Kercher, Richard	B	Tulsa	1954
Jones, A.J.	RB	Texas	1985	Kerin, Zac	G	Toledo	2017
*Jones, Andre	LB	Notre Dame	1992	Kern, Chris	S	Mount Union	2004
Jones, Andy	WR	Jacksonville	2017-18	*Ketzko, Alexander	T	Michigan State	1943
Jones, Chris	CB	Nebraska	2020	Kidd, John	P	Northwestern	1998
Jones, Christian	LB	Florida State	2018-20	Killebrew, Miles	S	Southern Utah	2016-20
Jones, David	C/G	Texas	1984-85	King, Angelo	LB	South Carolina State	1984-87
Jones, Doug	DB	South Fernando Valley	1979				





DETROIT LIONS



NFL.ORG

HISTORY SECTION - ALL-TIME ALPHABETICAL ROSTER

@LIONSPR

King, Eric	CB	Wake Forest	2009-10	*Layden, Bob	DE	Southwestern	1943
King, Horace	RB	Georgia	1975-83	*Layne, Bobby	QB	Texas	1950-58
Kinzer, Matt	P	Purdue	1987	*Lear, Leslie	B	Manitoba	1947
Kircus, David	WR	Grand Valley State	2003-04	LeBeau, Dick	DB	Ohio State	1959-72
Kirschke, Travis	DT	UCLA	1997-02	*Lee, Biff	G	Oklahoma	1931
Kiser, Paul	DE	Wake Forest	1987	Lee, Edward	WR	South Carolina State	1982
Kitchen, Ismaa'ily	DT	Kent State	2015	Lee, Elijah	LB	Missouri	2020
Kitna, Jon	QB	Central Washington	2006-08	Lee, Eric	DE	South Florida	2018
*Kizzire, Lee	FB/LB	Wyoming	1937	Lee, Gary	WR	Georgia Tech	1987-88
*Klewicki, Edward	E	Michigan State	1935-38	Lee, Ken	LB	Washington	1971
*Kmetovic, Peter	B	Stanford	1947	Lee, Khari	TE	Bowie State	2016
*Knorr, Lawrence	C	Dayton	1942-45	Lee, Larry	C/G	UCLA	1981-85
*Knox, Sam	G	New Hampshire	1934-36	Lee, Monte	LB	Texas	1963-64
Koepfer, Karl	G	Bowling Green	1958	Lee, Pat	CB	Auburn	2012
*Komlo, Jeff	QB	Delaware	1979-81	LeBlanc, Cre'von	CB	Florida Atlantic	2018
Kopay, Dave	RB	Washington	1968	Ledbetter, Jeremiah	DT	Arkansas	2017-18
*Kopcha, Joseph	G	Chattanooga	1936	*LeFebvre, Gil	RB	No College	1935
Kosier, Kyle	T	Arizona State	2005	*Leforce, Clyde	QB	Tulsa	1947-49
Kostiuk, Michael	T	Detroit	1945	Lehman, Teddy	LB	Oklahoma	2004-07
*Kowalkowski, Bob	G	Virginia	1966-76	Lelito, Tim	G	Grand Valley State	2017
Kowalkowski, Scott	LB	Notre Dame	1994-01	Lemonier, Cory	LB	Auburn	2016
Kowgios, Nick	FB	Lafayette	1987	Lemonier, Jessie	OLB	Liberty	2021
Krall, Gerald	B	Ohio State	1950	Leon, Paris	LB	Richmond	2006-08
Kraemer, Tommy	G	Notre Dame	2021-	Leonard, Tony	DB	Virginia Union	1978-79
Kramer, Erik	QB	North Carolina State	1991-93	Leshoure, Mikel	RB	Illinois	2012-13
*Kramer, Ron	TE	Michigan	1965-67	Levy, DeAndre	LB	Wisconsin	2009-16
Krieg, Dave	QB	Milton	1994	Lewis, Alex	LB	Wisconsin	2004-08
Kriewaldt, Clint	LB	Wisc.-Stevens Point	1999-02	*Lewis, Dan	HB	Wisconsin	1958-64
*Kring, Frank	B	Texas Christian	1945	Lewis, David	TE	California	1984-86
*Krol, Joseph	B	Western Ontario	1945	Lewis, Eddie	DB	Kansas	1979-80
*Krouse, Raymond	T	Maryland	1956-57	*Lewis, Mark	TE	Texas A&M	1987-88
*Kuczynski, Bert	E	Pennsylvania	1943	Lewis, Ronnell	DE	Oklahoma	2012
L				*Lewis, Tiny	RB	Northwestern	1930
Lacy, Chris	WR	Oklahoma State	2018-19	Lewis, Travis	LB	Oklahoma	2012-15
Lacey, Jacob	CB	Oklahoma State	2012	Liles, Alva	DT	Boise State	1980
Lake, Antwan	DT	West Virginia	2002	*Liles, Elvin	G	Oklahoma A&M	1943-45
LaLonde, Roger	DT	Muskingum	1964	Lincoln, Jeremy	CB	Tennessee	2000
Landry, Greg	QB	Massachusetts	1968-78	*Lindon, Luther	T	Kentucky	1944-45
Lane, Austen	DE	Murray State	2013	*Liningier, Jack	C	Ohio State	1950-51
*Lane, Dick	DB	Scottsbluff J.C.	1960-65	*Linn, Jack	G/T	West Virginia	1992-93
Lang, T.J.	G	Eastern Michigan	2017-18	*Lio, Augustine	G	Georgetown	1941-43
LaRose, Dan	T	Missouri	1961-63	Little, David	TE	Middle Tennessee State	1991
Larson, Bill	TE	Colorado State	1977	Littleton, Jody	LB/LB	Baylor	2003-04
*Lary, Yale	DB	Texas A&M	1952-53, 56-64	*Lloyd, Dave	C	Georgia	1962
Laslavic, Jim	LB	Penn State	1973-77	Locke, Jeff	P	UCLA	2017
Laster, Don	T	Tennessee State	1984	Lockett, Danny	LB	Arizona	1987-88
Latimer, Al	DB	Clemson	1982-84	*Logan, Andy	T	Case Western Reserve	1941
Lawless, Burton	G	Florida	1980	Logan, Stefan	WR	South Dakota	2010-12
Lawson, Nevin	CB	Utah State	2014-18	*Lomakoski, John	T	Western Michigan	1962
*Lay, Russell	G	Michigan State	1934	London, Antonio	LB	Alabama	1993-97
				Long, Chuck	QB	Iowa	1986-89, 91, 94





DETROIT LIONS



NFL.ORG

HISTORY SECTION - ALL-TIME ALPHABETICAL ROSTER

@LIONSPR

Long, Ken	G	Purdue	1976	Martin, Robbie	WR	Cal Poly-San Luis Obispo	1981-84
*Long, Louie	WR	Southern Methodist	1931	Martin, Sam	P	Appalachian State	2013-19
Long, Robert	E	UCLA	1955-59	Martinez, Glenn	WR	Saginaw Valley State	2005
Longa, Steve	LB	Rutgers	2016-18	*Martinovich, Philip	G	Pacific	1939
*Looney, Joe Don	HB	Oklahoma	1965-66	Massey, Robert	CB	North Carolina Central	1994-95
Loper, Daniel	G	Texas tech	2009	*Matheson, Jack	E	Western Michigan	1943-46
Lovelady, Josh	G	Houston	2002-03	*Matheson, Riley	G	Texas Mines	1943
Loverne, David	G	San jose State	2004-05	*Mathews, Ned	B	UCLA	1941-43
Lowe, Gary	B	Michigan State	1957-64	Mathis, Rashean	CB	Bethune-Cookman	2013-15
*Lowther, Jackie	B	Detroit	1944	Matich, Trevor	C	Brigham Young	1989
Lucas, Cornelius	T	Kansas State	2014	*Matisi, Tony	T	Pittsburgh	1938-39
Lucci, Mike	LB	Tennessee	1965-73	*Matson, Olfie	FB	San Francisco	1963
Luce, Derrel	LB	Baylor	1980	Matthews, Aubrey	WR	Delta State	1990-96
*Lumpkin, Roy	B	Georgia Tech	1930-34	Matthews, Michael	TE	Georgia Tech	2009
Lusk, Bob	C	William & Mary	1956	*Mattiford, Jack	G	Marshall	1941
Lutz, David	T	Georgia Tech	1993-95	*Maves, Earl	B	Wisconsin	1948
Lyght, Todd	CB	Notre Dame	2001-02	Maxwell, Bruce	RB	Arkansas	1970
Lynch, Eric	RB	Grand Valley State	1992-96	Maxwell, Vernon	LB	Arizona State	1985-87
*Lyon, Babe	T	Kansas State	1930	*Mayer, Emil	T	Catholic	1930
M				*Mazza, Vincent	E	(No College)	1945-46
Machurek, Mike	QB	Idaho State	1982-85	Mazzanti, Jerry	DE	Arkansas	1966
Mack, Milton	CB	Alcorn State	1994	McBride, Turk	DE	Tennessee	2009-10
Mackenroth, John	C	North Dakota	1938	McCall, Reese	TE	Auburn	1983-85
*Madarik, Elmer	B	Detroit	1945-48	McCambridge, John	DE	Northwestern	1967
Madison, Anthony	CB	Alabama	2011	McCaughey, Marcus	CB	Fresno State	2009
Maese, Joe	LS	New Mexico	2005	*McClung, Willie	T	Florida A&M	1960-61
*Maggioli, Chick	B	Illinois	1949	McCollum, Andy	C	Toldeo	2008
*Magnani, Dante	B	St. Mary's (Calif.)	1950	McCollum, Ryan	C	Texas A&M	2021
*Maher, Bruce	DB	Detroit	1960-67	McCord, Darris	DE	Tennessee	1955-67
*Mains, Gil	T	Murray State	1953-61	McCorvey, Kez	WR	Florida State	1995-97
Majkowski, Don	QB	Virginia	1995-96	McCown, Josh	QB	Sam Houston State	2006
Malinchak, Bill	E	Indiana	1966-69	*McCoy, Joel	B	Alabama	1946
Malone, Robert	P	Fresno State	2011	McCoy, Mike	DT	Notre Dame	1980
Malone, Van	S	Texas	1994-97	McCray, Prentice	DB	Arizona State	1980
Mandley, Pete	WR	Northern Arizona	1984-88	McCullough, Earl	E	Southern California	1968-73
*Mann, Errol	K	North Dakota	1969-76	*McDermott, Lloyd	T	Kentucky	1950
*Mann, Robert	E	Michigan	1948-49	McDonald, Brandon	CB	Memphis	2010-11
Manuel, Marquand	S	Florida	2009	*McDonald, James A.	B	Ohio State	1938-39
*Manzini, Bap	C	St. Vincent	1948	McDonald, James Z.	TE	Southern California	1985
*Manzo, Joseph	T	Boston College	1945	McDonald, Keith	WR	San Jose State	1989
*Margucci, Joseph	B	Southern California	1947-48	*McDonald, Les	WR	Nebraska	1940
Marion, Brock	S	Nevada	2004	McDonald, Mike	LS/LB	Southern California	1992
Markovich, Mark	G	Penn State	1976-77	McDonald, Shaun	WR	Arizona State	2007-08
Marlowe, Dean	S	James Madison	2021	McDonough, Bob	DB	California (Pa.)	1987
*Maronic, Stephen	T	North Carolina	1939-40	McDougle, Stockar	T	Oklahoma	2000-04
Marquez, Bradley	WR	Texas Tech	2017-18	McDuffie, George	DE	Findlay	1987
*Marsh, Amos	FB	Oregon State	1965-67	McElhenny, Hugh	HB	Washington	1964
*Martin, James	G	Notre Dame	1951-61	McElroy, Ray	CB	Eastern Illinois	2001
Martin, Kareem	DE	North Carolina	2020	McGee, Willie	WR	Alcorn State	1978
Martin, Marcus	OL	USC	2020	McGraw, Jon	S	Kansas State	2005-06
				McGraw, Mike	LB	Wyoming	1977





DETROIT LIONS



NFL.ORG

HISTORY SECTION - ALL-TIME ALPHABETICAL ROSTER

@LIONSPR

* McGraw, Thurman	T	Colorado A&M	1950-54	Mills, Dick	G	Pittsburgh	1961-62
McHugh, Sean	TE	Penn State	2005-07	Misko, John	P	Oregon State	1987
McIlhenny, Donald	B	Southern Methodist	1956	* Mitchell, Buster	E	Davis-Elkins	1931-35
McInnis, Hugh	E	Missouri Southern	1964	Mitchell, Devon	DB	Iowa	1986-88
McIntosh, Rocky	LB	Miami (Fla.)	2013	Mitchell, Jim	DE	Virginia State	1970-77
* McKalip, William	E	Oregon State	1931-32, 34, 36	Mitchell, Melvin	C	Tennessee State	1977
McKissic, J.D.	RB	Arkansas State	2019	Mitchell, Pete	TE	Boston College	2001
McKnight, Dennis	C/G	Drake	1990, 92	Mitchell, Scott	QB	Utah	1994-98
McKyer, Tim	CB	Texas-Arlington	1993	Mobley, Stacey	WR	Jackson State	1989
* McLain, Chief	RB	Iowa	1930-31	Mohring, John	LB	C.W. Post	1980
McLemore, Thomas	TE	Southern	1992	Molden, Alex	CB	Oregon	2003
* McLenna, Bruce	HB	Hillsdale	1966	* Momsen, Robert	G	Ohio State	1951
McMahon, Mike	QB	Rutgers	2001-04	* Monahan, Regis	B	Ohio State	1935-38
McMakin, John	TE	Clemson	1975	Montgomery, Greg	P	Michigan State	1994
* McMullen, Danny	G	Nebraska	1932	* Montgomery, James	T	Texas A&M	1946
McNeil, Ryan	CB	Miami (Fla.)	1993-96	Montgomery, Wilbert	RB	Abilene Christian	1985
McNeill, Alim	NT	North Carolina State	2021-	Montler, Mike	C	Colorado	1978
McNorton, Bruce	DB	Georgetown (Ky.)	1982-90	Mooney, Ed	LB	Texas Tech	1968-71
McPhail, Jerris	RB	East Carolina	1998	Moore, Alvin	RB	Arizona State	1985-86
McQuarters, R.W.	CB	Oklahoma State	2005	Moore, C.J.	S	Mississippi	2019-
McRae, Tony	CB	North Carolina A&T	2020	* Moore, Denis	T	Southern California	1967-69
* McWilliams, Bill	B	Iowa	1934	Moore, Derrick	RB	NE Oklahoma State	1993-94
Meade, Mike	FB	Penn State	1984-85	Moore, Herman	WR	Virginia	1991-01
Meder, Jamie	DT	Ashland	2019	Moore, Lance	WR	Toledo	2015
Melifonwu, Ifeatu	CB	Syracuse	2021-	Moore, Langston	DT	South Carolina	2007-08
Melinkovich, Mike	DE	Gray Harbour J.C.	1967	* Moore, Paul	B	Presbyterian	1940-41
* Mello, James	B	Notre Dame	1949	* Moore, William	E	North Carolina	1939
Melvin, Rashaan	CB	Northern Illinois	2019	* Morlock, John	B	Marshall	1940
Mendenhall, John	DT	Grambling	1980	* Morrall, Earl	QB	Michigan State	1958-64
* Mesak, Richard	T	St. Mary's (Calif.)	1945	* Morris, Glen	E	Colorado State	1940
* Messner, Max	LB	Cincinnati	1960-63	Morris, Jon	C	Holy Cross	1975-77
Metzelaars, Pete	TE	Wabash	1996-97	Morris, Maurice	RB	Oregon	2009-11
* Meyer, Ernie	G	Geneva	1930	Morris, Randall	RB	Tennessee	1988
Middleton, Brandon	WR	Houston	2007-08	Morrison, Don	T	Texas-Arlington	1979
* Middleton, David	E	Auburn	1955-60	* Morse, Raymond	E	Oregon	1935-38, 40
Mihalik, Brian	T	Boston College	2017-18	Morton, Johnnie	WR	Southern California	1994-01
Mike-Mayer, Steve	K	Maryland	1977	* Moscrip, James	E	Stanford	1938-39
* Miketa, Andrew	C	North Carolina	1954-55	Mosley, C.J.	DT	Missouri	2013-14
* Miklich, William	B	Idaho	1948	Moss, Martin	DT/NT	UCLA	1982-85
* Milano, Arch	E	St. Francis (Pa.)	1945	Moss, Zefross	T	Alabama State	1995-96
Milburn, Darryl	DE	Grambling	1991	Mote, Kelly	E	Duke	1947-49
Milburn, Glyn	RB/KR	Stanford	1996-97	Motley, Parnell	CB	Oklahoma	2021
Milnichik, Joe	G/T	North Carolina State	1987-89	Mott, Steve	C	Alabama	1983-88
Miller, Blake	C	Louisiana State	1992	* Mugg, Garvin	T	North Texas State	1945
* Miller, Dutch	C	Wittenberg	1931	Muhlbach, Don	LS	Texas A&M	2004-
Miller, John	S	Michigan State	1989-90	Multalo, Edwin	G	Arizona	2007-08
Miller, Justin	CB	Clemson	2012	Mulligan, Matthew	TE	Maine	2016
Miller, Prince	CB	Georgia	2010	* Munson, Bill	QB	Utah State	1968-76
* Miller, Robert	T	Virginia	1952-58	* Murakowski, Art	B	Northwestern	1951
Miller, Terry	LB	Illinois	1970	Murphy, Jerome	CB	South Florida	2012
Milligan, Rolan	S	Toledo	2018	Murphy, Matt	TE	Maryland	2002





DETROIT LIONS



NFL.ORG

HISTORY SECTION - ALL-TIME ALPHABETICAL ROSTER

@LIONSPR

Murray, Eddie K Tulane 1980-91
 *Myers, Leonard CB Miami (Fla.) 2003
 Myers, Tom QB Northwestern 1965-66
 Myres, Alex CB Houston 2020

N

*Nardi, Richard B Ohio State 1938
 Naumoff, Paul LB Tennessee 1967-78
 Nauta, Isaac TE Georgia 2019
 Nece, Ryan LB UCLA 2008
Nelson, Matt T Iowa 2020-
 *Nelson, Robert C Baylor 1941-45
 Ness, Nate CB Arizona 2014
 Ngata, Haloti DT Oregon 2015-17
 Nichols, Mark WR San Jose State 1981-87
 *Nilsen, Reed C Brigham Young 1947
 Ninowski, Jim QB Michigan State 1960-61
 Niziolek, Bob TE Colorado 1981
 Noga, Niko LB Hawaii 1989-91
 *Noppenberg, John B Miami (Fla.) 1941
 Nordin, Jake TE Northern Illinois 2009-10
 Norris, Moran FB Kansas 2008
 Norris, Ulysses TE Georgia 1979-83
 Northcutt, Dennis WR Arizona 2009
 *Nott, Douglass B Detroit 1935
 *Novotny, Ray RB Ashland 1930
 Nwatzke, Tom FB Indiana 1965-69
 Nwagbuo, Ogemdi DT Michigan State 2012

O

Oates, Brad T Brigham Young 1978
 *Obee, Duncan C Dayton 1941
 *O'Brien, Bill B (No College) 1947
 O'Brien, Jim WR Cincinnati 1973
 *Odle, Phil E Brigham Young 1968-70
 Office, Anthony LB Illinois State 1987
 Ogle, Rick LB Colorado 1972
 Ogletree, Kevin WR Virginia 2013-14
Okudah, Jeff CB Ohio State 2020-
Okwara, Julian DE Notre Dame 2020-
Okwara, Romeo DE Notre Dame 2018-
 Ola, Michael T Southern Miss 2015
 Oldham, Chris CB Oregon 1990
 *Oldham, Ray DB Middle Tennessee State 1980-82
 *Olenski, Mitchell T Alabama 1947
 Olivo, Brock FB Missouri 1998-01
 Olszewski, John FB California 1961
 *O'Neil, Bill HB Detroit 1935
 O'Neil, Ed LB Penn State 1974-79
 O'Neil, Kevin LB Bowling Green 1998-00
Onwuzurike, Levi DE Washington 2021-
 *Opalewski, Edward T Michigan Northern 1943-44

Orlovsky, Dan QB Connecticut 2005-08, 14-16
 Orton, Greg G Nebraska 1987
 Orvis, Herb DT Colorado 1972-77
Oruwariye, Amani CB Penn State 2019-
 Osgood, Kassim WR San Diego State 2012
 O'Sullivan, J.T. QB California-Davis 2007
 Overton, Don RB Fairmont State 1991-92
 Owens, Dan DE Southern California 1990-95, 98-99
 Owens, John TE Notre Dame 2002-03, 07-08
 Owens, Montell RB Maine 2013-14
 Owens, Steve RB Oklahoma 1970-75
 Owusu-Ansah, Akwasi DB Indiana (Pa.) 2013

P

Paige, Tony FB Virginia Tech 1987-89
 Painter, Carl RB Hampton 1988-89
 Palmer, Ashlee LB Mississippi 2010-14
 Palmer, Paul RB/WR Temple 1989
 *Pancieria, Donald B San Francisco 1950
 *Panelli, John B Notre Dame 1949-50
 Paolucci, Ben T Wayne State 1959
Parker, A.J. CB Kansas State 2021-
 *Parker, Buddy B Centenary 1935-36
 Parker, Willie G North Texas State 1980
 Parkin, Dave DB Utah State 1979
 Parson, Ray T Minnesota 1971
 *Parsons, Lloyd B Gust. Adolphus 1941
 Pascoe, Bear TE Fresno State 2015
 *Patt, Maurice E Carnegie Tech 1938
 Patterson, Don DB Georgia Tech 1979
Patterson, Riley K Memphis 2021-
 *Pavelec, Theodore G Detroit 1941-42
 *Payne, Charlie RB Detroit 1937
 Payton, Eddie RB Jackson State 1977
 Pearson, Dave G/C Michigan 2006
 Pearson, Calvin S Grambling 2008-09
 *Pearson, Lindell B Oklahoma 1950
 Peerman, Cedric RB Virginia 2009
 Peete, Rodney QB Southern California 1989-93
 Penisini, John DL Utah 2020-21
 Perkins, Paul RB UCLA 2019
 Perriman, Brett WR Miami (Fla.) 1991-96
 Perry, Gerald T California 1954, 56-59
 Pesuit, Wally C Kentucky 1979-80
 Pete, Lawrence NT Nebraska 1989-93
 Peterman, Stephen G Louisiana State 2006-12
 *Peters, Floyd T San Francisco State 1963
 *Peters, Frosty RB Illinois 1930
 Peterson, Adrian RB Oklahoma 2020
 *Peterson, Ike B Gonzaga 1936
 Peterson, Julian LB Michigan State 2009-10





DETROIT LIONS



NFL.ORG

HISTORY SECTION - ALL-TIME ALPHABETICAL ROSTER

@LIONSPR

*Peterson, Les	WR	Texas	1931	*Rabold, Mike	G	Indiana	1959
Pettigrew, Brandon	TE	Oklahoma State	2009-16	*Radovich, William	G	Southern California	1938-41, 45
Phillips, Jason	WR	Houston	1989-90	Ragland, Reggie	LB	Alabama	2020
Phillips, Randy	S	Miami (Fla.)	2010	Ragnow, Frank	OL	Arkansas	2018-
Picard, Bob	WR	Eastern Washington	1976	Rainer, Wali	LB	Virginia	2003-05
Pickard, Bob	WR	Xavier	1974	Raiola, Dominic	C	Nebraska	2001-14
*Piepul, Milton	B	Notre Dame	1941	Ramirez, Manny	G	Texas Tech	2007-10, 15
Pierson, Reggie	DB	Oklahoma State	1976	Ramirez, Tony	T	Northern Colorado	1997-99
*Pietrosante, Nick	B	Notre Dame	1959-65	Ramsey, Derrick	TE	Kentucky	1987
Pifferini, Robert	C	San Jose State	1949	Randolph, Al	DB	Iowa	1972
*Pingel, John	B	Michigan State	1939	*Randolph, Clare	C	Indiana	1931-36
Pinkney, Cleveland	DT	South Carolina	2006	*Ranspot, Keith	E	Southern Methodist	1941
Pinkney, Jared	TE	Vanderbilt	2021-	Rasby, Walter	TE	Wake Forest	1998-00
Pinkney, Reggie	DB	East Carolina	1977-78	*Rascher, Am	T	Indiana	1932
Pinner, Artose	RB	Kentucky	2003-05	Rasley, Rocky	G	Oregon State	1969-73
Pipkins, Lenzy	DB	Oklahoma State	2018-	Rasmussen, Wayne	DB	South Dakota State	1964-73
Pittman, Anthony	LB	Wayne State	2019, 2021-	Raymond, Corey	CB	Louisiana State	1995-97
Plum, Milt	QB	Penn State	1962-67	Raymond, Kalif	WR	Holy Cross	2021-
*Polanski, John	B	Wake Forest	1942	Rayner, Dave	K	Michigan State	2010
Pollard, Marcus	TE	Bradley	2005-06	*Reckmack, Raymond	B	Syracuse	1937
*Poole, Oliver	E	Mississippi	1949	Redding, Cory	DE	Texas	2003-08
Porcher, Robert	DE	South Carolina State	1992-04	Redfern, Kasey	P	Wofford	2017
Porter, Daryl	CB	Boston College	1997	Redmond, Rudy	DB	Pacific	1972-73
Porter, Ricky	RB	Slippery Rock State	1982	*Reeberg, Lucien	T	Hampton	1963
Porter, Tracy	WR	Louisiana State	1981-82	Reece, Travis	FB	Michigan State	1998-99
Potts, Charles	DB	Purdue	1972	Reed, Joe	QB	Mississippi State	1974-79
Powell, Brandon	WR	Florida	2018	*Reese, Ken	B	Alabama	1947
Prater, Matt	K	Central Florida	2014-20	Reeves-Maybin, Jalen	LB	Tennessee	2017-21
Pratt, Paul	CB	Nevada-Reno	2010	Reich, Frank	QB	Maryland	1997-98
*Prchlik, John	T	Yale	1949-53	Reichow, Jerry	E/QB	Iowa	1956-59
*Pregulman, Mervin	G	Michigan	1947-48	Reid, Caraura	DT	Princeton	2014-15, 17
*Prescott, Harold	E	Hardin-Simmons	1949	Reiff, Riley	T	Iowa	2012-16
*Presnell, Glenn	B	Nebraska	1931-36	*Rexer, Freeman	E	Tulane	1944
Price, Bobby	DB	Norfolk State	2020-	Reynolds, Garrett	T	North Carolina	2014, 16
*Price, Charles	B	Texas A&M	1940-41, 45	Reynolds, Craig	RB	Kutztown	2021-
Price, Derek	TE	Iowa	1996	Reynolds, Josh	WR	Texas A&M	2021-
*Price, Ernest	DT	Texas A&I	1973-78	Reynolds, Robert	T	Stanford	1937-38
Prindle, Mike	K	Western Michigan	1987	*Rhea, Floyd	G	Oregon	1947
Pringle, Alan	K	Rice	1975	*Rhodes, Bruce	DB	San Francisco State	1978
Pringley, Mike	DE	North Carolina	1999-00	*Ribble, Dave	G	Hardin-Simmons	1932
Pritchett, Kelvin	DE	Mississippi	1991-94, 99-04	Ricardo, Benny	K	San Diego State	1976-79
Pupunu, Al	TE	Weber State	2000	*Ricca, James	T	Georgetown	1955
*Pureifory, Dave	DE	Eastern Michigan	1978-82	Rice, Ron	S	Eastern Michigan	1995-01
Pyne, Jim	C	Virginia Tech	1998	Rich, Randy	DB	New Mexico	1977
Q				Richards, Curvin	RB	Pittsburgh	1993
Quaerna, Jerry	G/T	Michigan	1987	Richards, Dave	G	UCLA	1993
Quin, Glover	S	New Mexico	2013-18	*Richards, Perry	E	Detroit	1956
Quinlan, Bill	DE	Michigan State	1964	*Richards, Ray	G	Nebraska	1934
R				Richardson, Barry	T	Clemson	2013
Rabb, Warren	QB	Louisiana State	1960	*Richhart, Delbert	C	Colorado	1936-37
				*Richins, Aldo	B	Utah	1935





DETROIT LIONS



NFL.ORG

HISTORY SECTION - ALL-TIME ALPHABETICAL ROSTER

@LIONSPR

Ricks, Mikhael	TE	Stephen F. Austin	2002-03	*Russas, Albert	T	Tennessee	1949
Riddick, Theo	RB	Notre Dame	2013-18	*Russell, Kenneth	T	Bowling Green	1957-59
*Rifenberg, Richard	E	Michigan	1950	Russell, Matt	LB	Colorado	1997-99
*Riley, Eugene	TE	Ball State	1991	*Ryan, David	B	Hardin-Simmons	1945-46
Riley, Lee	B	Detroit	1955	*Ryan, Kent	B	Utah State	1938-40
Ringo, Christian	DT	Louisiana-Lafayette	2017-18	*Ryan, Sod	T	Detroit	1930
*Ringwalt, Carrol	C	Indiana	1930	Rychlec, Tom	E	American	1958
Rivers, Ron	RB	Fresno State	1995-99	Ryder, Nick	FB	Miami (Fla.)	1963-64
*Robb, Joe	DE	Texas Christian	1968-71	S			
Roberson, Chris	CB	Eastern Michigan	2008	Saddler-McQueen, Jimmy	DT	Texas A&M - Kingsville	2012-13
*Roberson, Lake	DE	Mississippi	1945	Saipaia, Blane	G	Colorado State	2006-07
Roberts, Andre	WR	Citadel	2016	Salaam, Ephraim	T	San Diego State	2009
Roberts, Darryl	CB	Marshall	2020	Saleaumua, Dan	NT	Arizona State	1987-88
*Roberts, Fred	G	Iowa	1930-32	Salem, Harvey	G	California	1986-90
Roberts, Michael	TE	Toledo	2017-18	*Salsbury, James	G	UCLA	1955-56
Roberts, Ray	T	Virginia	1996-00	Samuel, Khari	LB	Massachusetts	2001
Robey-Coleman, Nickell	DT	USC	2021	*Sanchez, John	T	San Francisco	1947
Robinson, A'Shawn	CB	Alabama	2016-19	Sanders, Barry	RB	Oklahoma State	1989-98
Robinson, Bo	FB	West Texas State	1979-80	*Sanders, Charlie	TE	Minnesota	1968-77
Robinson, Corey	T	South Carolina	2015-18	Sanders, Daryl	T	Ohio State	1963-66
Robinson, Greg	T	Auburn	2017	Sanders, Eric	G/T	Nevada-Reno	1986-92
*Robinson, John	DB	Tennessee State	1966-67	Sanders, Ken	DE	Howard-Payne	1972-79
*Robinson, Junior	DB	East Carolina	1992	*Sandifer, Daniel	B	Louisiana State	1950
Robinson, Ramzee	CB	Alabama	2007-08	Santoso, Ryan	K	Minnesota	2021-
Robinson, Shelton	LB	North Carolina	1986-88	Sanu, Mohamed	WR	Rutgers	2020
Robiskie, Brian	WR	Ohio State	2012	*Sanzotta, Dominic	B	Case Western Reserve	1942, 46
*Rockenbach, Lyle	G	Michigan State	1943	Sarratt, Charles	B	Oklahoma	1948
Rodenhauser, Mark	C	Illinois State	1993-94	*Sarringhaus, Paul	B	Ohio State	1948
Rogas, Daniel	G	Tulane	1951	*Sartori, Larry	G	Fordham	1942-45
Rogers, Charles	WR	Michigan State	2003-05	Sasa, Don	DT	Washington State	1998
Rogers, Reggie	DE	Washington	1987-88	Saul, Bill	LB	Penn State	1970
Rogers, Shaun	DE	Texas	2001-07	Scarbrough, Bo	RB	Alabama	2019
Rogers, Victor	T	Colorado	2002-05	*Schaaake, Elmer	RB	Kansas	1933
*Rogers, William	T	Villanova	1938-40, 44	Scheffler, Tony	TE	Western Michigan	2010-13
Roque, Juan	T	Arizona State	1997-99	*Schibanoff, Alexander	T	Franklin & Marshall	1942
Rosas, Aldrick	K	Southern Oregon	2021	Schiechl, John	C	Santa Clara	1942
*Roskie, Kenneth	B	East Carolina	1948	Schlesinger, Cory	FB	Nebraska	1995-06
Ross, Jeremy	WR	California	2013-14	*Schleusner, Vin	T	Iowa	1930-31
Ross, Tim	LB	Bowling Green	1987	Schmidt, Joe	LB	Pittsburgh	1953-65
*Rosteck, Ernest	C	(No College)	1944	Schmiesing, Joe	DT	New Mexico State	1972
*Rote, Tobin	QB	Rice	1957-59	*Schneller, John	E	Wisconsin	1933-36
Rothwell, Fred	C	Kansas State	1974	Scholtz, Bob	C	Notre Dame	1960-64
Roundtree, Ray	WR	Penn State	1988	*Schottel, Ivan	B	NW Missouri State	1946, 48
*Rouse, Stillman	E	Missouri	1940	Schroeder, Bill	WR	Wisconsin-LaCrosse	2002-03
*Roussos, Michael	T	Pittsburgh	1949	*Schroll, Charles	B	Louisiana State	1950
*Rowe, Robert	B	Colgate	1934	Schulz, Kurt	S	Eastern Washington	2000-01
Royals, Mark	P	Appalachian State	1995-96	*Schwartz, Elmer	RB	Washington State	1931
Rubick, Rob	TE	Grand Valley State	1982-88	Schweigart, Stuart	S	Purdue	2008
*Rubino, Anthony	G	Wake Forest	1943-46	Scott, Clyde	B	Arkansas	1952
Rudock, Jake	QB	Michigan	2016, 2017	Scott, Fred	WR	Amherst	1978-83
Rush, Jerry	DT	Michigan State	1965-71				





DETROIT LIONS



NFL.ORG

HISTORY SECTION - ALL-TIME ALPHABETICAL ROSTER

@LIONSPR

Scott, Jonathan	T	Texas	2006-07	Smith, J.D.	T	Rice	1964-66
Scott, Kevin	CB	Stanford	1991-93	Smith, Keith	CB	McNeese State	2004-08
*Scott, Perry	E	Muhlenberg	1942	Smith, Kevin	RB	Central Florida	2008-12
Scroggins, Tracy	DE	Tulsa	1992-01	Smith, Oscar	RB	Nicholls State	1986
Seibert, Austin	K	Oklahoma	2021-	Smith, Otis	CB	Missouri	2003
Seisay, Mohammed	CB	Nebraska	2014	Smith, Paul	RB	Texas-El Paso	2003-05
*Self, Clarence	B	Wisconsin	1950-51	Smith, Ricky	DB	Alabama State	1987
*Seltzer, Harry	B	Morris-Harvey	1942	*Smith, Robert L.	B	Texas A&M	1953-54
Semple, Tony	G	Memphis	1995-2002	Smith, Saivion	CB	Alabama	2021-
*Sewell, Harley	G	Texas	1953-62	Smith, Terrelle	FB	Arizona State	2009
Sewell, Penei	T	Oregon	2021-	Smith, Wayne	DB	Purdue	1980-82
Shed, DeShawn	CB	Portland State	2018	Sneddon, Bob	B	St. Mary's (Calif.)	1945
*Shearer, Ron	T	Drake	1930	Snell, Ray	G	Wisconsin	1985
Sheffield, Chris	DB	Albany State	1987	Soboleski, Joseph	T	Michigan	1950
*Shelley, Deck	RB	Texas	1931	*Sokolosky, John	C	Wayne State	1978
Shelton, Danny	DT	Washington	2020	Souders, Cecil	E	Ohio State	1947-49
Shepherd, Jacoby	CB	Oklahoma State	2003	*Spangler, Eugene	B	Tulsa	1946
*Shepherd, William	B	Western Maryland	1935-40	*Spellman, Harry	T	Michigan State	1940
Sheppard, Kelvin	LB	Louisiana State	2018	Spellman, Alonzo	DE	Ohio State	2001
Shoals, Roger	T	Maryland	1965-70	Spence, Akeem	DT	Illinois	2017
Sieminski, Chuck	DT	Penn State	1968	*Spencer, Oliver	T	Kansas	1953, 56, 59-61
*Sigillo, Dominic	T	Xavier	1945	*Speth, George	T	Murray State	1942
Silva, Ricardo	S	Hampton	2011-12	Spicer, Paul	DE	Saginaw Valley State	1999
Simmons, Davie	LB	North Carolina	1980	Spielman, Chris	LB	Ohio State	1988-95
*Simmons, John	C	Detroit	1949-50	Spivey, Amari	S	Iowa	2010-12
Simon, Jim	G/T	Miami (Fla.)	1963-65	Spindler, Marc	DT	Pittsburgh	1990-94, 97-98
Simonson, Dave	T	Minnesota	1977	Spurlock, Micheal	WR	Mississippi	2013
Simpson, Ko	S	South Carolina	2009	St. Brown, Amon-Ra	WR	USC	2021-
Sims, Billy	RB	Oklahoma	1980-84	Stablein, Brian	WR	Ohio State	1998-00
Sims, Ernie	LB	Florida State	2006-09	*Stacco, Edward	T	Colgate	1947
Sims, Rob	G	Ohio State	2010-14	*Stacy, James	T	Oklahoma	1935-37
Singer, Curt	T	Tennessee	1988	Stafford, Matthew	QB	Georgia	2009-20
*Sinkwich, Frank	B	Georgia	1943-44	Staggers, Jon	WR	Missouri	1975
*Sirochman, George	G	Duquesne	1944	Stal, Brenden	G	Nebraska	2001
Skipper, Dan	T	Arkansas	2017, 2019, 2021-	Standeford, John	WR	Purdue	2008-09
Skladany, Tom	P	Ohio State	1978-82	*Stanfel, Dick	G	San Francisco	1952-55
Slaby, Lou	LB	Pittsburgh	1966	Stanford, Julian	LB	Wagner	2013-14
Slay, Darius	CB	Mississippi State	2013-19	Stanley, Walter	WR	Mesa College	1989
Sloan, David	TE	New Mexico	1995-01	Stanton, Drew	QB	Michigan State	2007-11
*Sloan, Dwight	B	Arkansas	1939-40	Starring, Stephen	WR	McNeese State	1988
*Small, John	DT	Citadel	1973-74	Steele, Chuck	C	California	1987
Smith, Alphonso	CB	Wake Forest	2010-12	*Steen, James	T	Syracuse	1935-36
Smith, Bobby	DB	UCLA	1965-66	*Steffen, Jim	B	UCLA	1959-60
*Smith, Corey	DE	North Carolina State	2006-08	Stenberg, Logan	OL	Kentucky	2020-
Smith, DeAngelo	S	Cincinnati	2009	*Stennett, Stud	RB	St. Mary's (Calif.)	1931
Smith, Dwight	CB	Akron	2008	Stephens, Hal	DE	East Carolina	1985
Smith, Ed	TE	(No College)	1999	Stevenson, Mark	C/G	Western Illinois	1985
*Smith, Gene	G	Georgia	1930	Stewart, James	RB	Tennessee	2000-03
*Smith, Harry	T	Southern California	1940	Stewart, Jim	DB	Tulsa	1979
*Smith, J. Robert	HB	Iowa	1949-54	Stewart, Ryan	S	Georgia Tech	1996-00
Smith, Jacques	DE	Missouri	2017	Stickdorn, Clint	T	Cincinnati	2006





DETROIT LIONS



NFL.ORG

HISTORY SECTION - ALL-TIME ALPHABETICAL ROSTER

@LIONSPR

*Stits, William	B	UCLA	1954-56	Ten Napel, Garth	LB	Texas A&M	1976-77
Stocz, Eric	TE	Westminster (Pa.)	1996-97	Tennell, Derrick	TE	UCLA	1991
Stokes, Barry	T	Eastern Michigan	2006-07	Terry, Nat	DB	Florida State	1978
*Stokes, Lee	C	Centenary	1937-39	Tharpe, Larry	T	Tennessee State	1992-94, 97-98
*Stovall, Dick	C	Abilene Christian	1947-48	*Thayer, Harry	T	Tennessee	1933
Stovall, Maurice	WR	Notre Dame	2011	Thomas, Bob	K	Notre Dame	1982
Stradford, Troy	RB	Boston College	1992	Thomas, Broderick	LB	Nebraska	1994
Strauthers, Tom	DE	Jackson State	1988	*Thomas, Calvin	G	Tulsa	1939-40
Streets, Tai	WR	Michigan	2004	Thomas, Corey	WR	Duke	1998
Strenger, Rich	T	Michigan	1983-87	Thomas, Henry	DT	Louisiana State	1995-96
*Stringfellow, Joe	E	Mississippi Southern	1942	Thomas, Josh	CB	Buffalo	2014
Strong, Kevin	DT	Texas-San Antonio	2019-21	Thomas, Logan	TE	Virginia Tech	2019
*Stuart, Roy	T	Tulsa	1943	Thomas, Marcus	RB	UTEP	2008
Studstill, Pat	WR	Houston	1961-67	Thomas, Marvin	DE	Memphis	1998
*Sucic, Stephen	B	Illinois	1947-48	Thomas, Mike	WR	Arizona	2012
Sugar, Leo	E	Purdue	1962	*Thomas, Russell	T	Ohio State	1946-49
Suh, Ndamukong	DT	Nebraska	2010-14	*Thomason, James	B	Texas A&M	1945
Sully, Ivory	DB	Delaware	1987	Thompson, Bobby	RB	Oklahoma	1975-76
Sumler, Tony	DB	Wichita State	1978	*Thompson, Bobby L.	DB	Arizona	1964-68
*Summerall, Pat	E	Arkansas	1952	Thompson, Dave	C	Clemson	1971-73
Summers, Wilbur	P	Louisville	1977	Thompson, Jesse	WR	California	1978-81
Sunter, Ian	K	(No College)	1976	Thompson, Jordan	TE	Ohio	2014-15
Supernaw, Kywin	S	Indiana	1998-01	Thompson, Leonard	WR	Oklahoma State	1975-86
Swain, Bill	LB	Oregon	1968-69	Thompson, Marty	TE	Fresno State	1993
Swancutt, Bill	DE	Oregon State	2005-06	Thompson, Robert	LB	Michigan	1987
Swanson, Travis	C	Arkansas	2014-17	Thompson, Vince	RB	Villanova	1981-83
*Sweetan, Karl	QB	Wake Forest	1966-67	Thornhill, Josh	LB	Michigan State	2002
*Swiacki, William	E	Columbia	1951-52	Thornton, Khyri	DT	Southern Miss	2015-17
Swider, Larry	P	Pittsburgh	1979	Thrower, Jim	DB	East Texas State	1973-75
Swift, D'Andre	RB	Georgia	2020-	*Thuerk, Owen	E	St. Joseph (Ind.)	1941
Swilling, Pat	LB	Georgia Tech	1993-94	Tillison, Ed	RB	NW Missouri State	1992
Swinton, Reggie	WR	Murray State	2003-04	Todd, Jim	HB	Ball State	1966
Sylvan, Rudy	TE	Ohio	2007	Toilolo, Levine	TE	Stanford	2018
*Szakash, Paul	B	Montana	1938-42	*Tolle, Stuart	NT	Bowling Green	1987
*Szymanski, Frank	C	Notre Dame	1945-47	*Tomasetti, Louis	B	Bucknell	1941
T				Tomlinson, Laken	G	Duke	2015-16
Tabor, Teez	CB	Florida	2017-18	*Tonelli, Anthony	C	Southern California	1939
Talton, Ty	S	Northern Iowa	1999	*Topor, Ted	LB	Michigan	1955
Tapp, Darryl	DE	Virginia Tech	2014-15	*Torgeson, LaVern	C	Washington State	1951-54
*Tassos, Damon	G	Texas A&M	1945-46	*Tracy, Thomas	B	Tennessee	1956-57
Tatarek, Bob	DT	Miami (Ohio)	1972	Travis, Mack	NT	California	1993
Tate, Golden	WR	Notre Dame	2014-18	Travis, Ross	TE	Penn State	2021
Tautolo, Terry	LB	UCLA	1981-82, 84	*Treadaway, John	T	Hardin-Simmons	1949
Tavai, Jahiani	LB	Hawaii	2019-2020	*Trebotech, Ivan	B	St. Mary's (Calif.)	1944-45
*Taylor, Altie	RB	Utah State	1969-76	Trejo, Stephen	FB/TE	Arizona State	2001-04
Taylor, Devin	DE	South Carolina	2013-16	Triplett, Bill	RB	Miami (Ohio)	1968-72
Taylor, Henry	DT	South Carolina	1998-99	*Triplett, Wally	B	Penn State	1949-50
Taylor, Terry	CB	Southern Illinois	1989-91	*Tripson, John	T	Mississippi State	1941
Teal, Jim	LB	Purdue	1973	*Tripucka, Frank	QB	Notre Dame	1949
Teary, Larry	C	Wake Forest	1978-79	Trufant, Desmond	CB	Washington	2020
				Truvillion, Eric	WR	Florida A&M	1987





DETROIT LIONS



NFL.ORG

HISTORY SECTION - ALL-TIME ALPHABETICAL ROSTER

@LIONSPR

*Tsoussouvas, John	C	Stanford	1940
Tucker, Rex	T	Texas A&M	2006
Tuinei, Tom	DT	Hawaii	1980
Tulloch, Stephen	LB	North Carolina State	2011-15
*Tully, Darrell	B	East Texas Teachers	1939
Turner, Barry	DE	Nebraska	2010
*Turner, Harold	E	Tennessee State	1954
Turner, Vernon	WR	Carson-Newman	1993, 95
Turnure, Tom	C/G	Washington	1980-83, 85-86
Tyler, Maurice	DB	Morgan State	1976

U

*Uremovich, Emil	T	Indiana	1941-42, 45-46
Utle, Mike	G	Washington State	1989-91
Uwaezuoke, Theanyi	WR	California	1999

V

Vaitai, Halapoulivaati	T	TCU	2020-
Valoaga, Jeremiah	DE	UNLV	2017-18
Valles, Hakeem	TE	Monmouth	2017, 2018
Van Horn, Doug	G	Ohio State	1966
Van Noy, Kyle	LB	BYU	2014-16
*Van Tone, Arthur	B	Southern Mississippi	1943-45
Vanden Bosch, Kyle	DE	Nebraska	2010-12
Vanhorse, Sean	CB	Howard	1995
*Vanzo, Frederick	B	Northwestern	1938-41
Vardell, Tommy	FB	Stanford	1997-98
Vargo, Larry	E	Detroit	1962-63
Vasher, Nathan	CB	Texas	2010
*Vaughan, Charles	B	Tennessee	1935
Vaughn, Cassius	CB	Mississippi	2014
Vaughn, Tom	DB	Iowa State	1965-71
Veldman, Matt	TE	North Dakota State	2013
Verba, Ross	G	Iowa	2006
*Vezmar, Walter	T	Michigan State	1946-47
Vines, Scottie	WR	Wyoming	2004-05
Virgin, Dee	CB	West Alabama	2018-20

W

Waddle, LaAdrian	T	Texas Tech	2013-15
Wade, Jonathan	CB	Tennessee	2010
Waerig, John	TE	Maryland	2001
*Wager, John	C	Carthage	1931-33
Wagner, Rick	T	Wisconsin	2017-19
*Wagner, Sidney	G	Michigan State	1936-38
Wagoner, Dan	DB	Kansas	1982-84
Waldroup, Kerwin	DE	Central State (Ohio)	1996-98
Walker, Bracy	S	North Carolina	2002-05
Walker, Brian	S	Washington State	2002-04
Walker, Darnell	CB	Oklahoma	2000
*Walker, Doak	B	Southern Methodist	1950-55
Walker, Marquis	CB	Southeast Missouri	2000

Walker, Tracy	S	Louisiana-Laffayette	2018-
Walker, Tyrunn	DT	Tulsa	2015-16
*Walker, Wayne	LB	Idaho	1958-72
Walker, Willie	WR	Tennessee State	1966
Walters, Rod	G	Iowa	1979
Walters, Troy	WR	Stanford	2007
*Walton, Chuck	G	Iowa State	1967-74
Walton, Larry	WR	Arizona State	1969-76
*Ward, Elmer	C	Utah State	1935
*Ward, Paul	C	Whitworth	1961-62
*Ward, William	G	Washington State	1947-49
Ware, Andre	QB	Houston	1990-93
Warford, Larry	G	Kentucky	2013-16
Warne, Jim	T	Arizona State	1987
Warren, Lamont	RB	Colorado	2001-02
Washington, Charles	S	Fresno State	2017-18
Washington, Cornelius	DE	Georgia	2017-18
Washington, Dave	LB	Alcorn State	1978-79
Washington, Dwayne	RB	Washington	2016-18
Washington, Gene	WR	Stanford	1979
Washington, Keith	DE	UNLV	1996
*Waters, Dale	T	Florida	1931
Watkins, Bobby	DB	Southwest Texas State	1982-88
Watkins, Larry	RB	Alcorn A&M	1969
*Watkins, Tom	HB	Iowa State	1962-67
*Watson, Joseph	C	Rice	1950
*Watt, Joseph	B	Syracuse	1947-48
Wayne, Nate	LB	Mississippi	2005
*Weatherall, Jim	T	Oklahoma	1959-60
Weaver, Buck	G	Chicago	1930
Weaver, Charlie	LB	Southern California	1971-81
Weaver, Herman	P	Tennessee	1970-76
*Webb, Ken	HB	Presbyterian	1958-62
*Weber, Richard	B	St. Louis	1945
Weger, Mike	DB	Bowling Green	1967-75
*Weiss, Howard	B	Wisconsin	1939-40
Welch, Herb	S	UCLA	1990-91
Welch, Jim	RB	Southern Methodist	1968
Wells, Mike	DE	Iowa	1994-97
Wells, Warren	E	Texas Southern	1964
Wendling, John	S	Wyoming	2010-13
*Wesley, Bull	C	Alabama	1930
Wesley, Dante	CB	Arkansas-Pine Bluff	2010
West, Charlie	DB	UTEP	1974-77
Westbrook, Bryant	CB	Texas	1997-01
Wester, Cleve	RB	Concordia	1987
*Westfall, Robert	B	Michigan	1944-47
*Wetterlund, Chet	B	Illinois Wesleyan	1942
Wheeler, Mark	TE	Kentucky	1987
*White, Byron "Whizzer"	B	Colorado	1940-41
White, Daryl	G	Nebraska	1974





DETROIT LIONS



NFL.ORG

HISTORY SECTION - ALL-TIME ALPHABETICAL ROSTER

@LIONSPR

White, Dewayne	DE	Louisville	2007-09	Wilson, Tavon	S	Illinois	2016-19
White, Marvin	S	Texas Christian	2009	Winkler, Randy	T	Tarleton State	1967
White, Sheldon	CB	Miami (Ohio)	1990-92	Winn, George	RB	Cincinnati	2014-15
White, Stan	LB	Ohio State	1980-82	*Winslow, Robert	E	Southern California	1940
*White, Wilbur	HB	Colorado A&M	1936	Witherspoon, Brian	CB	Stillman	2009
White, William	S	Ohio State	1988-93	Witkowski, John	QB	Columbia	1984, 88
Whited, Mike	T	Pacific	1980	Witte, Mark	TE	North Texas State	1987
Whitehead, Tahir	LB	Temple	2012-17	*Woit, Richard	B	Arkansas State	1955
Whitlow, Bob	C/G	Arizona	1961-65	*Wojciechowicz, Alex	C	Fordham	1938-46
*Whitsell, Dave	DB	Indiana	1958-60	Womack, Bruce	G	West Texas State	1951
*Wiatrak, John	C	Washington	1939	*Woodcock, John	DT	Hawaii	1976-80
Wick, Cole	TE	Incarname Word	2016	Woodley, Richard	CB	Texas Christian	1996
Wickert, Tom	T	Washington State	1977	Woods, Jerry	DB	Northern Michigan	1989
*Wickett, Lloyd	T	Oregon State	1943, 46	Woods, Josh	LB	Maryland	2021-
Widell, Doug	G	Boston College	1994-95	Woods, Larry	DT	Tennessee State	1971-72
*Wiese, Robert	B	Michigan	1947-48	Woods, LeVar	LB	Iowa	2005
*Wiethe, John	G	Xavier	1939-42	Woods, Robert	WR	Grambling	1979
Wiggins, Kenny	G	Fresno State	2018-19	Woody, Damien	G	Boston College	2004-07
Wilder, James	RB	Missouri	1990	Woolfolk, Butch	RB	Michigan	1987-88
Wilkinson, Dan	DT	Ohio State	2003-05	Word-Daniels, Jahi	CB	Georgia Tech	2009
Williams, Allen	RB	Maryland	1995	Worley, Daryl	CB	West Virginia	2021
Williams, Antwione	LB	Georgia Southern	2016	Worrlow, Paul	LB	Delaware	2017
*Williams, Bobby	DB	Central State (Okla.)	1969-71	Wright, Brock	TE	Notre Dame	2021-
Williams, Brian	LB	Southern California	2001-03	Wright, Eric	CB	Nevada-Las Vegas	2011
Williams, Corey	DT	Arkansas State	2010-12	Wright, Gabe	DT	Auburn	2015
Williams, Derrick	WR	Penn State	2009-10	Wright, John	WR	Illinois	1969
Williams, Eric M.	DT	Washington State	1984-89	Wright, Tim	TE	Rutgers	2015-16
Williams, Eric T.	DB	North Carolina State	1987	Wyatt, Doug	DB	Tulsa	1973-74
Williams, Gardner	DB	St. Mary's (Calif.)	1984	Wyche, Sam	QB	Furman	1974
Williams, Jack	CB	Kent State	2009	Wynn, Dexter	CB	Colorado State	2008
Williams, Jamaal	RB	BYU	2021-	Wynn, Jonathan	DE	Vanderbilt	2019
Williams, James	WR	Marshall	2003	Wyrick, Jimmy	CB	Minnesota	2000-03
Williams, Jimmy	LB	Nebraska	1982-90	Y			
Williams, Jonathan	RB	Arkansas	2020	Yarbrough, Jim	T	Florida	1969-77
Williams, Keiland	RB	Louisiana State	2011-12	*Yepremian, Garo	K	(No College)	1966-67
Williams, Michael	WR	Northeastern	1989	Young, Adrian	LB	Southern California	1972
Williams, Mike	WR	Southern California	2005-06	Young, Titus	WR	Boise State	2011-12
Williams, Nick	DT	Samford	2020-21	Young, Willie	DE	North Carolina State	2010-13
Williams, Ray	WR	Washington State	1980	*Yowarsky, Walter	E	Kentucky	1955
*Williams, Rex	C	Texas Tech	1945	Z			
Williams, Roy	WR	Texas	2004-08	Zatkoff, Roger	G	Michigan	1957-58
*Williams, Sam	DE	Michigan State	1960-65	*Zawadzkas, Jerry	E	Columbia	1967
Williams, Scott	FB	Georgia	1986-88	Zenner, Zach	RB	South Dakota State	2015-18
Williams, Sylvester	DT	North Carolina	2018	Zettel, Anthony	DE	Penn State	2016-18
Williams, Tyrell	WR	Western Oregon	2021	*Zimmerman, Leroy	B	San Jose State	1947
Williams, Walt	DB	New Mexico State	1977-81	Zofko, Mickey	RB	Auburn	1971-74
Willson, Luke	TE	Rice	2018	*Zuzzio, Anthony	G	Muhlenberg	1942
*Wilson, Camp	B	Tulsa	1946-49	Zylstra, Shane	TE	Minnesota State	2021-
Wilson, Josh	CB	Maryland	2015				
*Wilson, Mule	T	Texas A&M	1932-33				
Wilson, Stanley	CB	Stanford	2005-08				





Years in parenthesis indicate season player wore uniform number (some players appear multiple times). Players listed in chronological order when jersey worn.

Credits: Information compiled courtesy of Detroit Lions Archives, Profootballreference.com and Uniform Numbers of the NFL by John Maxymuk (2005).

0

John Olszewski (FB, 1961)

1

Ernie Caddel (B, 1934-38); James Hardy (QB, 1952); Garo Yepremian (K, 1966-67); Benny Ricardo (K, 1976-79); Tom Skladany (P, 1981-82); Matt Kinzer (P, 1987); Rich Karlis (K, 1990); Don Majkowski (QB, 1995-96); Nickell Robey-Coleman (CB, 2021)

2

Roy Lumpkin (B, 1931-32); Frank Christensen (B/DB, 1934-37); Kent Ryan (B, 1938); Harold Brill (B, 1939); Leo Araguz (P, 2001); Nick Harris (P, 2003-10, 2012); Robert Malone (P, 2011); Ben Graham (P, 2011-12); David Akers (K, 2013); Kasey Redfern (P, 2017); Jeff Driskel (QB, 2019); **Austin Bryant (DE, 2021-)**

3

Glenn Presnell (B, 1934-36); Lloyd Cardwell (B, 1937-40); Bill Gambrell (E, 1968); Rick Duncan (P, 1969); Eddie Murray (K, 1980-91); Mark Royals (P, 1995-96); Joey Harrington (QB, 2002-05); Dave Rayner (K, 2010); Nate Freese (K, 2014); **Jack Fox (P, 2020-)**

4

Louie Long (WR, 1931); Clare Randolph (C, 1932); Roy Lumpkin (B, 1934); Buddy Parker (B, 1935-36); Raymond Reckmack (B, 1937); Richard Nardi (B, 1938); Darrell Tully (B, 1939); Jason Hanson (K, 1992-2012); Chase Daniel (QB, 2020); **Austin Seibert (K, 2021-)**

5

Clare Randolph (C, 1931); "Ace" Gutowsky (RB, 1932, 34-38); Howard Weiss (B, 1939-40); Jeff Garcia (QB, 2005); Drew Stanton (QB, 2007-11); Alex Henery (K, 2014); Matt Prater (K, 2014-20); Ryan Santos (K, 2021-); Aldrick Rosas (K, 2021)

6

John Cavoisie (RB, 1931-32); Hubert Hinchman (B, 1934); Bill McWilliams (B, 1934); Stephen Banas (B, 1935); Anthony Kaska (B, 1935); Aldo Richins (B, 1935); Ike Peterson (B, 1936); Vernon Huffman (B, 1937-38); Kent Ryan (B, 1940); Damon Tassos (G, 1945-46); Leroy Zimmerman (B, 1947); Lawrence Ellis (B, 1948); John James (P, 1982); Jim Arnold (P, 1986-93); Dan Orlovsky (QB, 2006-08); Ryan Donahue (P, 2011); Sam Martin (P, 2013-19); Tyrell Williams (WR, 2021); **Riley Patterson (K, 2021-)**

7

Gover "Ox" Emerson (OL/LB, 1931-32); Earl "Dutch" Clark (B, 1934-38)

8

Harry Ebding (E, 1931); Mule Wilson (T, 1932); Robert Rowe (B, 1934); Charles Vaughan (B, 1935); William McKalip (E, 1936); Paul Szakash (B, 1938-39); John Tsoutsouvas (C, 1940); Mike McMahon (QB, 2001-04); Jon Kitna (QB, 2006-08); Dan Orlovsky (QB, 2014-16); Matt Cassel (QB, 2018); Jamie Collins (LB, 2021-); **Josh Reynolds (WR, 2021-)**

9

Les Peterson (WR, 1931); Douglass Nott (B, 1935); William Shepherd (B, 1935-40); Rodney Peete (QB, 1989-93); Greg Montgomery (P, 1994); Dan Orlovsky (QB, 2005); Matthew Stafford (QB, 2009-20)

10

William McKalip (E, 1931-32, 34); Edward Klewicki (E, 1935-38); Gordon Gore (B, 1939); William Fisk (E, 1940); Lloyd Cardwell (B, 1941-43); John Greene (E, 1944-47); Sonny Gibbs (QB, 1964); Jack Concannon (QB, 1975); Ian Sunter (K, 1976); Wilbur Summers (P, 1977); Scott Hunter (QB, 1979); Brendon Folmar (QB, 1987); Kez McCorvey (WR, 1995-96); Charlie Batch (QB, 1998-01); Reggie Swinton (WR, 2003); Scotty Vines (WR, 2004-05); Brandon Middleton (WR, 2007-08); Kassim Osgood (WR, 2012); Corey Fuller (WR, 2013-16); Jared Abbrederis (WR, 2017); Brandon Powell (WR, 2018); **David Blough (QB, 2019-)**

11

Buster Mitchell (E, 1932); Harry Ebding (E, 1934-37); James Moscrip (E, 1938-39); Richard Booth (B, 1941); Emil Banjavic (B, 1942); Arthur Van Tone (B, 1943-45); Edward Frutig (E, 1945-46); Clyde Leforce (QB, 1947); Joe Billy Baumgardner (HB, 1948); Jim Gillette (B, 1948); Cloyce Box (E, 1949); Clarence Self (B, 1950-51); Greg Landry (QB, 1968-78); Mike Black (P, 1983-87); Andre Ware (QB, 1990-93); Roy Williams (WR, 2004-08); Daunte Culpepper (QB, 2008-09); Stefan Logan (WR, 2010-12); Kevin Ogletree (WR, 2013-14); Marvin Jones Jr. (WR, 2016-20); **Kalif Raymond (WR, 2021-)**

12

Jap Douds (T, 1930-31); Earl "Dutch" Clark (B, 1932); John Schneller (E, 1934-36); Ned Mathews (B, 1941-42); Chuck Hanneman (E, 1944); Richard Mesak (T, 1945); Earl Maves (B, 1948); Daniel Sandifer (B, 1950); Harry Gilmer (QB, 1955-56); Errol Mann (K, 1969-76); Steve Mike-Mayer (K, 1977); Larry Swider (P, 1979); Bob Thomas (K, 1982); Joe Ferguson (QB, 1985-87); Rusty Hilger (QB, 1988); Erik Kramer (QB, 1991-93); Matt Blundin (QB, 1997); Gus Frerotte (QB, 1999); Jacques Green (WR, 2002); Glenn Martinez (WR, 2005); Josh McCown (QB, 2006); Drew Henson (QB, 2008); Derrick Williams (WR, 2009-10); Jeremy Ross (WR, 2013-14); Andre Roberts (WR, 2016); Bradley Marquez (WR, 2017); Bruce Ellington (WR, 2018); Mohamed Sanu (WR, 2020); **Tim Boyle (QB, 2021-)**

13

Buster Mitchell (E, 1934-35); Delbert Ritchhart (C, 1936-37); Raymond Morse (E, 1938); John Wiatrak (C, 1939); Clement Crabtree (T, 1940); Joseph Watt (B, 1947); Nate Burleson (WR, 2010-13); TJ Jones (WR, 2015-18; Geronimo Allison (WR, 2021)

14

Dave Ribble (G, 1932); George Christensen (T, 1934-36, 1938); William Feldhaus (T, 1937); Ray George (T, 1939); John Noppenberg (B, 1941);





Joseph Watt (B, 1948); Bob Hoernschemeyer (B, 1950-55); Earl Morrall (QB, 1958-64); Karl Sweetan (QB, 1966-67); Greg Barton (QB, 1969); Joe Reed (QB, 1974-79); Mike Machurek (QB, 1982-85); John Misko (P, 1987); Bob Gagliano (QB, 1989-90); John Hall (B, 1994-95); Frank Reich (QB, 1997-98); Ty Detmer (QB, 2001-03); J.T. O'Sullivan (QB, 2007); Shaun Hill (QB, 2010-13); Jake Rudock (QB, 2017); Travis Fulgham (WR, 2019); **Amon-Ra St. Brown (WR, 2021-)**

15

Fred Roberts (G, 1931-32); Am Rascher (T, 1932); Sidney Wagner (G, 1936-38); Ralph Isselhardt (G, 1937); Anthony Tonelli (C, 1939); Calvin Thomas (G, 1940); Louis Tomasetti (B, 1941); Joseph Marguccci (B, 1947-48); Jerry Reichow (E/QB, 1956); Jim Ninowski (QB, 1960-61); George Izo (QB, 1965); Jerry DePoyster (K, 1968); Alan Pringle (K, 1975); Tom Skladany (P, 1978-80); Russell Erxleben (P, 1987); Kevin Hickman (TE, 1995); Corey Thomas (WR, 1998); Stoney Case (QB, 2000); Devalle Ellis (WR, 2006-07); Micheal Spurlock (WR, 2013); Golden Tate (WR, 2014-18); Chris Lacy (WR, 2019); **Brady Breeze (S, 2021-)**

16

Maurice Bodenger (G, 1931-32); John "Jack" Johnson (T, 1934-40); Jim Hunnicutt (G, 1948); Camp Wilson (B, 1949); Dante Magnani (B, 1950); Peter D'Alonzo (B, 1951); Milt Plum (QB, 1962-67); Gary Danielson (QB, 1976-84); Chuck Long (QB, 1986-89, 91, 94); James Williams (WR, 2003); Troy Edwards (WR, 2005); John Standeford (WR, 2008-09); Yamon Figurs (WR, 2009); Titus Young (WR, 2011-12); Lance Moore (WR, 2015); Jace Billingsley (WR, 2017-18); **Jared Goff (QB, 2021-)**

17

Ray Davis (G, 1932-33); Clare Randolph (C, 1934-36); Lee Stokes (C, 1937-39); Michael Corgan (B, 1943); Anthony Aiello (B, 1944); Charles DeShane (B, 1945-47); Melvin Groomes (B, 1948-49); Gerald Krall (B, 1950); Bill Cappelman (QB, 1971-73); Sam Wyche (QB, 1974); Mitch Hoopes (P, 1977); Jerry Golsteyn (QB, 1979); Eric Hipple (QB, 1980-89); Dave Krieg (QB, 1994); John Kidd (P, 1998); Larry Foster (WR, 2000-01); Bert Emanuel (WR, 2001); Corey Bradford (WR, 2006); Troy Walters (WR, 2007); Adam Jennings (WR, 2009); Andy Jones (WR, 2017-18); Marvin Hall (WR, 2019-20); **Trinity Benson (WR, 2021-)**

18

Glenn Presnell (B, 1931); Robert Emerick (T, 1934); Elmer Ward (C, 1935); Joseph Kopcha (G, 1936); Harold Cooper (B, 1937); William Rogers (T, 1938-40); Dominic Sanzotta (B, 1946); Andrew Dudish (C, 1948); Wally Triplett (B, 1949-50); Tobin Rote (QB, 1957-59); Warren Rabb (QB, 1960); Tom Myers (QB, 1965-66); Herman Weaver (P, 1970-76); Gene Washington (WR, 1979); John Witkowski (QB, 1984, 88); Todd Hons (QB, 1987); Desmond Howard (WR/KR, 1999); Eddie Drummond (WR, 2002-06); Eric Fowler (WR, 2009); Kris Durham (WR, 2012-13); Jeff Locke (P, 2017); Chris Lacy (WR, 2019); KhaDarel Hodge (WR, 2021)

19

Earl "Dutch" Clark (B, 1931); Maurice Bodenger (G, 1934); Regis Monahan (B, 1935-38); Chick Maggiolo (B, 1949); Jack Christiansen (B, 1951); Thomas Dublinski (QB, 1952-54); Bill Munson (QB, 1968-76); Jeff Komlo

(QB, 1979-81); Mike Prindle (K, 1987); Scott Mitchell (QB, 1994-98); John Jett (P, 1997-03); Remy Hamilton (K, 2005); Shaun Bodiford (WR, 2006); Keary Colbert (WR, 2008); Mike Thomas (WR, 2012); Kenny Golladay (WR, 2017-20); **Salvion Smith (CB, 2021-)**

20

Byron Eby (RB, 1930); Stud Stennett (RB, 1931); Glenn Presnell (B, 1932); Gover "Ox" Emerson (OL/LB, 1934-37); James A. McDonald (B, 1938-39); Bert Kuczynski (E, 1943); Elvin "Sonny" Liles (G, 1944-45); Bob Sneddon (B, 1945); Richard Weber (B, 1945); Lloyd Wickett (T, 1946); Ted Cook (E, 1947); Clyde Scott (B, 1952); William Stits (B, 1954-56); Jim Steffen (B, 1959-60); Dick Compton (B, 1962-64); Lem Barney (CB, 1967-77); Billy Sims (RB, 1980-84); Barry Sanders (RB, 1989-98)

21

Chuck Bennett (RB, 1930-31); Sam Knox (G, 1934-36); Thomas Fena (G, 1937); Maurice Patt (E, 1938); Elvin Hutchison (B, 1939); John Morlock (B, 1940); Frank Sinkwich (B, 1943-44); Theodore Cremer (E, 1946-47); Carl Karilivacz (B, 1953-57); Bruce Maher (DB, 1960-67); Mike Campbell (RB, 1968); Al Clark (DB, 1971); Jim Thrower (DB, 1973-75); Walt Williams (DB, 1977-81); Demetrious Johnson (DB, 1983-86); Bob McDonough (DB, 1987); Butch Woolfolk (RB, 1987-88); Terry Taylor (CB, 1989-91); Harry Colon (S, 1992-94); Allen Williams (RB, 1995); Jerris McPhail (RB, 1998); Greg Hill (RB, 1999); Reuben Droughns (RB, 2001); Artose Pinner (RB, 2003-05); Jamar Fletcher (CB, 2006); Travis Fisher (CB, 2007-08); Aaron Brown (RB, 2009-10); Eric Wright (CB, 2011); Jacob Lacey (CB, 2012); Reggie Bush (RB, 2013-14); Ameer Abdullah (RB, 2015-17); Marcus Cooper Sr. (CB, 2018); **Tracy Walker (S, 2019-)**

22

Bill Glassgow (RB, 1930); Elmer Schwartz (RB, 1931); Danny McMullen (G, 1932); Thomas Hupke (G, 1934-37); Frederick Vanzo (B, 1938-41); Paul Szakash (B, 1942); Robert Nelson (C/DT, 1945); Clyde Leforce (QB, 1948-49); Bobby Layne (QB, 1950-58)

23

Cy Kahl (RB, 1930-31); Tony Holm (RB, 1931); Russell Lay (G, 1934); James Steen (T, 1935-36); Lee Kizzire (FB/LB, 1937); Lester Graham (G, 1938); Paul Moore (B, 1940-41); Murray Evans (B, 1942-43); Frederick Dawley (B, 1944); Earl "Jug" Girard (B, 1952-56); Dave Whitsell (DB, 1958-60); Tom Watkins (HB, 1962-67); Phil Odle (E, 1968-70); Paul Gipson (RB, 1971); Levi Johnson (DB, 1973-77); Ray Oldham (DB, 1980-82); Maurice Harvey (DB, 1983, 87); Arnold Brown (DB, 1985-86); Eric T. Williams (DB, 1987); Mel Gray (WR/KR, 1989-94); Vernon Turner (WR, 1995); Terry Fair (CB/KR, 1998-01); Rafael Cooper (RB, 2002); Otis Smith (CB, 2003); Kevin Hobbs (CB, 2009); Chris Houston (CB, 2010-13); Darius Slay (CB, 2013-19); Desmond Trufant (CB, 2020); **Jeff Okudah (CB, 2021)**

24

Roy Lumpkin (B, 1930); Buster Mitchell (E, 1931); Roy Gagnon (G, 1935); Robert Reynolds (T, 1937-38); Byron "Whizzer" White (B, 1940); Paul Szakash (B, 1941); Fred Enke (QB, 1948-51); Jack Christiansen (B, 1952-58); Dick LeBeau (DB, 1959-60); Bruce McLenna (HB, 1966); Mel Farr (RB, 1967-73); Dexter Bussey (RB, 1974-84); Alvin Moore (RB, 1985-86);





Jason Phillips (WR, 1989-90); Melvin Jenkins (CB, 1991-93); Milton Mack (CB, 1994); Richard Woodley (CB, 1996); Kevin Abrams (CB, 1997-00); Todd Lyght (CB, 2001-02); Shawn Bryson (RB, 2003-06); Greg Blue (S, 2007); Calvin Pearson (S, 2008-09); Tye Hill (CB, 2010); Jonathan Wade (CB, 2010); Erik Coleman (S, 2011-12); Tyrell Johnson (S, 2012); DeJon Gomes (S, 2013); Jerome Couplin (S, 2014); Josh Thomas (CB, 2014); Nevin Lawson (CB, 2014-18); **Amani Oruwariye (CB, 2019-)**

25

Chief McLain (RB, 1930-31); Gene Alford (RB, 1931-32); Ray Richards (G, 1934); James Stacy (T, 1935-37); George Christensen (T, 1937); Louis Barle (B, 1938); John Hackenbruck (T, 1940); William Callihan (B, 1941-45); Aldo Forte (G, 1946); Howard Brown (G, 1948); James David (B, 1952-59); Pat Studstill (WR, 1961-67); Earl McCullouch (E, 1968-73); Horace King (RB, 1975-83); Oscar Smith (RB, 1986); Karl Bernard (RB, 1987); Anthony Fields (DB, 1987); Paul Palmer (RB/WR, 1989); Sheldon White (CB, 1990-92); Greg Jeffries (CB/S, 1993-98); Ty Talton (S, 1999); Jeremy Lincoln (CB, 2000); Lamont Warren (RB, 2001-02); Corey Harris (S, 2002-03); Fernando Bryant (CB, 2004-07); Brian Kelly (CB, 2008); Marcus McCauley (CB, 2009); Marvin White (S, 2009); Randy Phillips (S, 2010); Mikel Leshoure (RB, 2012-13); Theo Riddick (RB, 2014-18); **Will Harris (S, 2019-)**

26

Tiny Lewis (RB, 1930); Hal Griffen (C, 1932); William Feldhaus (T, 1938-40); Gene Gedman (B, 1953, 56-58); Mike Bass (DB, 1967); Dick Jauron (DB, 1973-77); Tony Leonard (DB, 1978-79); Hector Gray (DB, 1981-83); William Frizzell (DB, 1984-85); Carl Painter (RB, 1988-89); Eric Lynch (RB, 1992-96); Brock Olivo (FB, 1998-01); Eric Davis (CB, 2002); Rod Babers (CB, 2003-04); Kenoy Kennedy (S, 2005-07); Dwight Smith (CB, 2008); Louis Delmas (S, 2009-13); Don Carey (S, 2014-17); DeShawn Shead (CB, 2018); C.J. Anderson (RB, 2019); Paul Perkins (RB, 2019); Duron Harmon (S, 2020); **Ifeatu Melifonwu (CB, 2021-)**

27

Ray Novotny (RB, 1930); George Christensen (T, 1931-32); Charles Bernard (C, 1934); Raymond Morse (E, 1935-37, 40); Tony Matisi (T, 1938-39); Bobby L. Thompson (DB, 1964-68); Charles Potts (DB, 1972); Miller Farr (DB, 1973); Reggie Pierson (DB, 1976); Maurice Tyler (DB, 1976); Luther Bradley (CB, 1978-81); Bobby Watkins (DB, 1982-88); Darren Carrington (CB, 1990); Herb Welch (S, 1991); Junior Robinson (DB, 1992); Jocelyn Borgella (CB, 1994-96); Mark Carrier (S, 1997-99); J.B. Brown (CB, 1999-00); Jimmy Wyrick (CB, 2001-03); Paul Smith (RB, 2003-05); Daniel Bullocks (S, 2006-09); Alphonso Smith (CB, 2010-12); Pat Lee (CB, 2012); Jerome Murphy (CB, 2012); Glover Quin (S, 2013-18); Justin Coleman (CB, 2019); **Bobby Price (DB, 2021-)**

28

Vin Schleusner (T, 1931); William Radovich (G, 1938-40); Frank Tripucka (QB, 1949); Donald Panciera (B, 1950); Yale Lary (DB, 1952-53, 56-64); David Middleton (E, 1955); Mike Weger (DB, 1967-75); James Hunter (DB, 1976-82); Wilbert Montgomery (RB, 1985); Chris Sheffield (DB, 1987); Lou Brock (DB, 1988); Jerry Woods (DB, 1989); Herb Welch (S,

1990); Curvin Richards (RB, 1993); Ron Rice (S, 1995-01); Bracy Walker (S, 2002-05); Tatum Bell (RB, 2007); Leigh Bodden (CB, 2008); Maurice Morris (RB, 2009-11); Bill Bentley (CB, 2012-14); Quandre Diggs (CB, 2015-19); Michael Jackson (CB, 2019); Adrian Peterson (RB, 2020); **Jermar Jefferson (RB, 2021-)**

29

John Mackenroth (C, 1938); James Austin (E, 1939); Elmer Madarik (B, 1945); Ben Davis (DB, 1974-76); Mike Burns (DB, 1978); Bruce McNorton (DB, 1982-90); Sean Vanhorne (CB, 1995); Harry Colon (S, 1997); Kywin Supernaw (S, 1998-01); Chris Cash (CB, 2002-04); Brian Calhoun (RB, 2006-08); Eric King (CB, 2009); John Wendling (S, 2010-13); Cassius Vaughn (CB, 2014); Crezdon Butler (CB, 2015); Johnson Bademosi (CB, 2016-17); LeGarrette Blount (RB, 2018); Rashaan Melvin (CB, 2019); Darryl Roberts (CB, 2020); Parnell Motley (CB, 2021)

30

John Schneller (E, 1933); Alex Wojceichowicz (C, 1938-40); Stephen Belichick (B, 1941); Eugene Spangler (B, 1946); Elmer Madarik (B, 1948); Kenneth Roskie (B, 1948); Ollie Cline (B, 1950-51); Thomas Tracy (B, 1956-57); Ollie Matson (FB, 1963); Pat Batten (FB, 1964); Joe Don Looney (HB, 1966); Larry Watkins (RB, 1969); Jim Hooks (RB, 1973-76); Ray Williams (WR, 1980); James R. Jones (FB, 1983-88); Nick Kowgios (FB, 1987); Cedric Jackson (RB, 1991); Cory Schlesinger (FB, 1995-06); Dexter Wynn (CB, 2000); Darian Barnes (FB, 2008); Ko Simpson (S, 2009); Eric King (CB, 2010); Nathan Vasher (CB, 2010); Anthony Madison (CB, 2011); Kevin Smith (RB, 2011-12); Darius Slay (CB, 2013); Josh Wilson (CB, 2015); Justin Forsett (RB, 2016); Asa Jackson (CB, 2016); Teez Tabor (CB, 2017); Dee Virgin (CB, 2018-19); Jeff Okudah (CB, 2020); **Jamaal Williams (RB, 2021-)**

31

Bob Armstrong (T, 1931-32); Frank Grigonis (B, 1942); Harry Hopp (B, 1942-43); Ralph Jones (E, 1946); Ralph Heywood (E, 1947); Amos Marsh (FB, 1965-67); Leon Jenkins (DB, 1972); Jimmie Jones (RB, 1974); Randy Rich (DB, 1977); Tony Sumler (DB, 1978); Ken Callicutt (RB, 1978-82); Ken Jenkins (RB, 1983-84); Devon Mitchell (DB, 1986-88); Cleve Wester (RB, 1987); Derrick Moore (RB, 1993-94); Corey Raymond (CB, 1995-97); Mario Bates (RB, 2000); Aveion Cason (RB, 2001-02); Avon Cobourne (RB, 2003); Brock Marion (S, 2004); R.W. McQuarters (CB, 2005); Stanley Wilson (CB, 2006-08); Phillip Buchanan (CB, 2009); Don Carey (S, 2011); Drayton Florence (CB, 2012); Rashean Mathis (CB, 2013-15); Rafael Bush (S, 2016-); DJ Hayden (CB, 2017); Teez Tabor (CB, 2018); Ty Johnson (RB, 2019); Tremaine Brock Sr. (CB, 2020); Dean Marlowe (S, 2021)

32

David Diehl (E, 1939-40); Lloyd Parsons (B, 1941); John Polansky (B, 1942); Robert Brumley (B, 1945); Lewis Carpenter (B, 1953); Joe Don Looney (HB, 1965); Leonard Dunlap (DB, 1975); Rick Kane (RB, 1977-83, 85); Garry James (RB, 1986-87); Jessie Clark (RB, 1988); Bruce Alexander (CB, 1989-91); Willie Clay (S, 1992-95); Bryant Westbrook (CB, 1997-01); Richard Huntley (RB, 2002); Dre' Bly (CB, 2003-06); Rudi Johnson (RB, 2008); Anthony Henry (CB, 2009); Aaron Berry (CB, 2010-12); Kevin





Barnes (CB, 2012); Don Carey (S, 2012-13); James Ihedigbo (S, 2014-15); Tavon Wilson (S, 2016-19); **D'Andre Swift (RB, 2020-)**

33

Harry Ebding (E, 1932-33); Harry Smith (T, 1940); Milton Piepul (B, 1941); Harry Seltzer (B, 1942); James Thomason (B, 1945); Walter Vezmar (T, 1946-47); Stephen Susic (B, 1947-48); John Panelli (B, 1949-50); Ollie Cline (B, 1952-53); William Bowman (B, 1954, 56); Nick Pietrosante (B, 1959-65); Bobby Thompson (RB, 1975-76); Bruce Rhodes (DB, 1978); William Graham (DB, 1982-87); Dexter Clark (DB, 1987); Garry James (RB, 1988); Don Overton (RB, 1991-92); Troy Stradford (RB, 1992); Tim Mckyer (CB, 1993); Glyn Milburn (RB/KR, 1996-97); Sedrick Irvin (RB, 1999-01); Olandis Gary (RB, 2003-04); Stephen Trejo (FB/TE, 2004); Stanley Wilson (CB, 2005); Arlen Harris (RB, 2006); Dovonte Edwards (CB, 2007); Chris Roberson (CB, 2008); Marcus Thomas (RB, 2008); Jahi Ward-Daniels (CB, 2009); Dante Wesley (CB, 2010); Brandon McDonald (CB, 2010-11); Chris Greenwood (DB, 2012-13); Alex Carter (CB, 2015-17); Kerryon Johnson (RB, 2018-20); Daryl Worley (CB, 2021)

34

Phillip Martinovich (G, 1939); William Callihan (B, 1940); Elmer Hackney (B, 1942-46); George Hekkers (T, 1948); Pat "Marlin" Harder (B, 1951-53); Lewis Carpenter (B, 1954-55); Ken Webb (HB, 1958-62); Nick Ryder (FB, 1963-64); Jim Todd (HB, 1966); Mickey Zofko (RB, 1971-74); Eddie Payton (RB, 1977); Prentice McCray (DB, 1980); Dan Wagoner (DB, 1982-); A.J. Jones (RB, 1985); James Griffin (DB, 1986-89); Craig Federico (DB, 1987); James Wilder (RB, 1990); Ed Tillison (RB, 1992); Ron Rivers (RB, 1996-99); James Stewart (RB, 2000-03); Kevin Jones (RB, 2004-07); Kevin Smith (RB, 2008-10); Keiland Williams (RB, 2011-12); Montell Owens (RB, 2013-14); Zach Zenner (RB, 2015-18); Tra Carson (RB, 2019); Tony McRae (CB, 2020); **Alex Anzalone (LB, 2021-)**

35

William Moore (E, 1939); Stillman Rouse (E, 1940); William Dudley (B, 1947, 49); Camp Wilson (B, 1948); Art Murakowski (B, 1951); John Henry Johnson (B, 1957-59); Tom Nowatzke (FB, 1965-69); Leon Crosswhite (RB, 1973-74); William White (S, 1988-93); Robert Bailey (CB, 1997-99, 01); Alvin Hall (CB, 2000); Jimmy Wyrick (CB, 2000); André Goodman (CB, 2002-05); LaMarcus Hicks (S, 2007-08); Cedric Peerman (RB, 2009); Aaron Brown (RB, 2011); Eldra Buckley (RB, 2011); Anthony Madison (CB, 2011); Jaiquie Bell (RB, 2011-16); Miles Killebrew (S, 2016-20); **Godwin Igwebuike (RB, 2021-)**

36

Dwight Sloan (B, 1939-40); Max Bumgardner (E, 1948); John Hollar (B, 1949); Charles Schroll (B, 1950); Robert L Smith (B, 1953-54); Steve Owens (RB, 1970-75); Bo Robinson (FB, 1979-80); Mike Meade (FB, 1984-85); Herman Hunter (RB, 1986); Bennie Blades (S, 1988-96); Travis Reese (FB, 1998-99); Stephen Trejo (FB/TE, 2001-03); Vernon Fox (S, 2004-05); Paul Pratt (CB, 2010); Jerome Harrison (RB, 2011-12); Jonté Green (CB, 2012-13); Danny Gorrer (CB, 2014); Dwayne Washington (RB, 2016-17); Wes Hills (RB, 2019); Dee Virgin (CB, 2020); Corey Ballentine (CB, 2021)

37

Gene Alford (RB, 1933); John Pingel (B, 1939); Charles Price (B, 1940); Doak Walker (B, 1950-55)

38

Maurice Bodenger (G, 1933); Anthony Furst (T, 1940); Robert Wiese (B, 1947-48); James Mello (B, 1949); Bill Triplett (RB, 1968-72); Lawrence Gaines (FB, 1976-79); Vince Thompson (RB, 1981-83); Scott Williams (FB, 1986-88); Kevin Scott (CB, 1991-93); Ryan Stewart (S, 1996-97); Daryl Porter (CB, 1997); Andre' Dixon (CB, 1999); Marquis Walker (CB, 2000); Marty Carter (S, 2001); Jacoby Shepherd (CB, 2003); Keith Smith (CB, 2004-08); Jon McGraw (S, 2006); Ramzee Robinson (CB, 2007-08); Demarcus Faggins (CB, 2009); Brian Witherspoon (CB, 2009); Prince Miller (CB, 2010); Vincent Fuller (S, 2011); George Winn (RB, 2014-15); Tion Green (RB, 2017-); Adairius Barnes (CB, 2016-17); Mike Ford (CB, 2018-20); **C.J. Moore (S, 2021-)**

39

Ramey Hunter (WR, 1933); Robert DeFruiter (B, 1947); Peter D'Alonzo (B, 1952); Hugh McElhenny (HB, 1964); Bill Frohbose (DB, 1974); Leonard Thompson (WR, 1975-86); Ray Crockett (CB, 1989-93); David Little (TE, 1991); Van Malone (S, 1994-97); Lamar Campbell (CB, 1998-02); Doug Evans (CB, 2003); Chris Kern (S, 2003-04); Eric Frampton (S, 2007); Stuart Schweigart (S, 2008); DeAngelo Smith (S, 2009); C.C. Brown (S, 2010); Ricardo Silva (S, 2011-12); Mohammed Seisay (CB, 2014); Johnthan Banks (CB, 2016); Jamal Agnew (CB, 2017-20); **Jerry Jacobs (CB, 2021-)**

40

Bull Wesley (C, 1930); Robert Winslow (E, 1940); Chet Wetterlund (B, 1942); Roy Stuart (T, 1943); Vincent Mazza (E, 1945-46); Elmer Madarik (B, 1946-47); Charles Sarratt (B, 1948); J. Robert Smith (HB, 1949-54); Richard Woit (B, 1955); Howard Cassady (B, 1956-61, 63); Willie Walker (WR, 1966); Nick Eddy (RB, 1968-70, 72); Doug Wyatt (DB, 1974); Charlie West (DB, 1975-77); Jimmy Allen (DB, 1978-81); Billy Cesare (DB, 1982); Gardner Williams (DB, 1984); Duane Galloway (DB, 1985-87); Reggie Barrett (WR, 1991-93); Robert Massey (CB, 1994-95); Dwayne Harper (CB, 1999); Chidi Iwuoma (CB, 2001); Alex Molden (CB, 2003); Keith Belton (FB, 2004); Jon McGraw (S, 2005); Jon Bradley (FB, 2007-08); Marquand Manuel (S, 2009); Jarrad Davis (LB, 2017-20); **Mark Gilbert (CB, 2021-)**

41

Richard Brown (C, 1930); Harry Thayer (T, 1933); Terry Barr (B, 1957-65); James Caver (WR, 1983); Ricky Smith (DB, 1987); Paco Craig (WR, 1988); Darnell Walker (CB, 2000); Donovan Greer (CB, 2002); Leonard Myers (CB, 2003); Lamar Gordon (RB, 2006); Tony Beckham (CB, 2007); William James (CB, 2009); Spencer Havner (TE, 2010); Ron Bartell (CB, 2012); Theo Riddick (RB, 2013); Bill Bentley (CB, 2015); Crezdon Butler (CB, 2016); J.D. McKissic (RB, 2019); Chris Jones (CB, 2020); Jonathan Williams (RB, 2020); **A.J. Parker (CB, 2021-)**

42

Buster Mitchell (E, 1933); Anthony Calvelli (C, 1940); Charles Price (B, 1941); Dominic Sanzotta (B, 1942); Ned Mathews (B, 1943); Jackie Lowther (B, 1944); Andrew Farkas (B, 1945); Jim Jones (B, 1946); Bob Ivory (G, 1947); William Ward (G, 1947); George Grimes (B, 1948); Lindell Pearson





(B, 1950); Robert Dove (E/G, 1953); Donald McIlhenny (B, 1956); Marvin Brown (B, 1957); Altie Taylor (RB, 1969-76); Raymond Hamilton (E, 1972); Reggie Pinkney (DB, 1977-78); Nate Allen (DB, 1979); Clarence Chapman (DB, 1985); John Bostic (DB, 1985-87); Gary Ellerson (RB, 1987); Steve Hirsch (DB, 1987); Randall Morris (RB, 1988); Michael Brim (CB, 1989); Chris Oldham (CB, 1990); D.J. Dozier (RB, 1991); Ryan Stewart (S, 1998-00); Tommy Bennett (S, 2001); Terrence Holt (S, 2003-06); Gerald Alexander (S, 2007-08); Jack Williams (CB, 2009); Amari Spivey (S, 2010-12); Chris Harris (S, 2011); Isa Abdul-Quddus (S, 2014-15); Devon Kennard (LB, 2018-19); Jayron Kearse (S, 2020); Jalen Elliott (S, 2021)

43

Clare Randolph (C, 1933); Harry Speelman (T, 1940); Richard Kercher (B, 1954); Gary Lowe (B, 1957-64); Jimmy Hill (DB, 1965); Bobby Smith (DB, 1965-66); Dave Kopay (RB, 1968); Marlin Briscoe (WR, 1975); Andy Bolton (RB, 1976-78); Don Patterson (DB, 1979); Al Latimer (DB, 1982-84); Donnie Elder (DB, 1986); Ivan Hicks (DB, 1987); Jerry Holmes (CB, 1988-89); Gary W. Anderson (RB, 1993); Justin Miller (CB, 2012); Isaiah Johnson (S, 2015); Nick Bellore (FB, 2017-18); Bo Scarbrough (RB, 2019); Alex Myres (CB, 2020); Rashod Berry (OLB, 2021)

44

John Wager (C, 1931-33); Stephen Maronic (T, 1940); Byron "Whizzer" White (B, 1941); David Ryan (B, 1945-46); Benjamin Chase (G, 1947); William Dudley (B, 1948); Donald Doll (B, 1949-52); Lee Riley (B, 1955); Dick LeBeau (DB, 1961-72); George Farmer (WR, 1975); Bob Picard (WR, 1976); Marv Hubbard (FB, 1977); Ernie Jackson (DB, 1979); Dave Parkin (DB, 1979); Wayne Smith (DB, 1980-82); Dave D'Addio (FB, 1984); Tony Dollinger (FB, 1987); Ivory Sully (DB, 1987); John Miller (S, 1989-90); Vernon Turner (WR, 1993); Brad Ford (CB, 1996); Tommy Vardell (FB, 1997-98); Corwin Brown (S, 1999-00); Harry Hopp (B, 2002-03); Julius Curry (S, 2003); Idrees Bashir (S, 2007); Moran Norris (FB, 2008); Terrelle Smith (FB, 2009); Jahvid Best (RB, 2010-12); Jalen Reeves-Maybin (LB, 2017-21)

45

Gover "Ox" Emerson (OL/LB, 1933); Robert Keene (B, 1943-44); Theodore Grefe (E, 1945); Larry Sartori (G, 1945); Peter Kmetovic (B, 1947); George Hekkers (T, 1949); Byron Bailey (B, 1952); Dan Lewis (HB, 1958-64); Bob Felts (HB, 1965-67); Bobby Williams (DB, 1969-71); Al Randolph (DB, 1972); Jim O'Brien (WR, 1973); Ray Jarvis (WR, 1974-78); Jeff Delaney (DB, 1981); Eric Truvillion (WR, 1987); Raphael Cherry (DB, 1987-88); Ed Smith (TE, 1999); Kurt Schulz (S, 2000-01); Brian Walker (S, 2002-04); T.J. Duckett (RB, 2007); Jerome Felton (FB, 2008-10); Shaun Chapas (FB, 2012); Jed Collins (FB, 2014); Charles Washington (S, 2017-18); **Jason Cabinda (FB, 2020-)**

46

Jim Bowdoin (G, 1933); William Jefferson (B, 1941); Thomas Colella (B, 1941-43); Harry Bolton (T, 1944); Leon Fichman (T, 1946-47); Reed Nilsen (C, 1947); Larry Ferguson (HB, 1963); Jim Kearney (DB, 1965-66); Jim Welch (RB, 1968); Bruce Maxwell (RB, 1970); Rudy Redmond (DB, 1972-73); Doug Wyatt (DB, 1973); Carl Capria (DB, 1974); Doug Jones (DB, 1979); Jim Stewart (DB, 1979); Ricky Porter (RB, 1982); Stan Edwards (FB,

1987); Derrick Tennell (TE, 1991); Kevin Hickman (TE, 1998); John Waerig (TE, 2001); Rudy Sylvan (TE, 2007); Darnell Bing (LB, 2008); Vinny Ciurciu (LB, 2009); Michael Burton (FB, 2015-16); Nick Bawden (FB, 2018-20); **Craig Reynolds (RB, 2021-)**

47

John Burleson (T, 1933); George Christensen (T, 1933); James Martin (G, 1956-61); Wayne Rasmussen (DB, 1964-73); Charlie West (DB, 1974); Nat Terry (DB, 1978); Robert Woods (WR, 1979); John Arnold (RB, 1979-80); Edward Lee (WR, 1982); Rod Hill (DB, 1986); Mark Wheeler (TE, 1987); LeRoy Irvin (CB, 1990); Ryan McNeil (CB, 1993-96); Ray McElroy (CB, 2001); Akwasi Owusu-Ansah (DB, 2013); Nate Ness (CB, 2014); Tracy Walker (DB, 2018); **Scott Daly (LS, 2021-)**

48

John Wiethe (G, 1940); Charles Fennebock (B, 1943-45); Ken Reese (B, 1947); James C. Hill (B, 1951-52); Dominic Fucci (B, 1955); Tom Vaughn (DB, 1965); Willie Germany (DB, 1973); Ken Ellis (DB, 1979); Eddie Lewis (DB, 1979-80); Mike Hinnant (G/TE, 1992); Tom Beer (LB, 1994-95); Steve Brooks (TE, 1996); Matt Grootegoed (LB, 2005); Don Muhlbach (LS, 2006-2020); Ross Travis (TE, 2021)

49

Earl Elser (T, 1933); Ty Hallock (TE/LB, 1939); John Robinson (DB, 1966-67); Larry Walton (WR, 1969-76); Tony Paige (FB, 1987-89); Eric Stoczk (TE, 1996); Matt Murphy (TE, 2002-); Sean McHugh (TE, 2005-07); Zack Follett (LB, 2009-10); Julian Stanford (LB, 2013-14); C.J. Moore (S, 2019-20); Curtis Bolton (LB, 2021)

50

Fred Roberts (G, 1930); John Cavosie (RB, 1933); Ben Hanks (LB, 1941); Alex Wojceichowicz (C, 1941-46); John Dugger (E, 1947); Keith Flowers (C, 1952); Charles Ane (T, 1953-59); Bob Scholtz (C, 1960-64); Mike Alford (C, 1966); Paul Naumoff (LB, 1970-78); Eddie Cole (LB, 1979-80); Terry Tautolo (LB, 1981-82); August Curley (LB, 1983-86); Ernie Adams (LB, 1987); Danny Lockett (LB, 1987-88); Toby Caston (LB, 1989-93); Michael Brooks (LB, 1996); Chris Claiborne (LB, 1999-02); Earl Holmes (LB, 2003-05); Ernie Sims (LB, 2006-09); Isaiah Ekejiuba (LB, 2010-11); Travis Lewis (LB, 2012-15); Nicholas Grigsby (LB, 2018)

51

Ernie Meyer (G, 1930); Gene Smith (G, 1930); Ernie Caddel (B, 1933); Robert Nelson (C/DT, 1941); Sloko Gill (G, 1942); Rex Williams (C, 1945); Leslie Lear (B, 1947); Joseph Watson (C, 1950); Vincent Banonis (C, 1951-53); Bob Whitlow (C/G, 1963-65); Lou Slaby (LB, 1966); Bill Swain (LB, 1968-69); Ken Lee (LB, 1971); Adrian Young (LB, 1972); Larry Ball (LB, 1975); James Harrell (LB, 1979-83); David Jones (C/G, 1984-85); Shelton Robinson (LB, 1986-88); Niko Naga (LB, 1989-91); Andre Jones (LB, 1992); Antonio London (LB, 1993); Broderick Thomas (LB, 1994); Tom Beer (LB, 1996); Greg Engle (C, 1999); Dominic Raiola (C, 2001-14); Brandon Copeland (LB, 2016); Kelvin Sheppard (LB, 2018); Jahlanai Tavai (LB, 2019-2020); **Josh Woods (LB, 2021-)**





52

Ebby DeWeese (G, 1930); Red Davis (RB, 1933); Duncan Obee (C, 1941); John Schiechl (C, 1942); Gerry Conlee (C, 1943); Freeman Rexer (E, 1944); George Sirochman (G, 1944); Dominic Sigillo (T, 1945); Jack Helms (E, 1946); Edward Stacco (T, 1947); Andrew Miketa (C, 1954-55); Frank Gatski (C, 1957); Dave Lloyd (C, 1962); Monte Lee (LB, 1963-64); Bill Cody (LB, 1966); Bill Cottrell (T, 1967-70); Jim Laslavic (LB, 1973-77); Dave Washington (LB, 1978-79); Stan White (LB, 1980-82); Steve Mott (C, 1983-88); Mark Brown (LB, 1990-91); John Derby (LB, 1992); Scott Kowalkowski (LB, 1994-01); Richard Jordan (LB, 2002); James Davis (LB, 2003-05); Anthony Cannon (LB, 2007-08); Darnell Bing (LB, 2009); Vinny Ciurciu (LB, 2010); Doug Hogue (LB, 2011); Rocky McIntosh (LB, 2013); Darryl Tapp (DE, 2014-15); Thurston Armbrister (LB, 2016-); Antwione Williams (LB, 2016); Christian Jones (LB, 2018-20); Jessie Lemonier (OLB, 2021)

53

Bill Fleckenstein (G, 1930); Carrol Ringwalt (C, 1930); Howard Duncan (C, 1948); Roger Harding (C, 1948); Robert Pifferini (C, 1949); John Simmons (C, 1950); LaVern Torgeson (C, 1951-54); William Glass (DE, 1958-61); Dennis Gaubatz (LB, 1963-64); Mike Lucci (LB, 1965-73); Willie Brock (C, 1978); John Sokolosky (C, 1978); Jon Brooks (LB, 1979); Garry Cobb (LB, 1980-84); Kevin Glover (C/G, 1985-97); Anthony Office (LB, 1987); Rob Fredrickson (LB, 1998); Andre Collins (LB, 1999); Joe Maese (LS, 2005); Nate Wayne (LB, 2005); Paris Lenon (LB, 2006-08); Caleb Campbell (LB, 2010); Kyle Van Noy (LB, 2015-16); Trevor Bates (LB, 2018); Jason Cabinda (LB, 2019); **Charles Harris (OLB, 2021-)**

54

Gene Alford (RB, 1933); Ted Topor (LB, 1955); Max Messner (LB, 1960-63); Ed Flanagan (C, 1965-74); Mike McGraw (LB, 1977); Larry Tearry (C, 1978-79); Roosevelt Barnes (LB, 1982-85); James Johnson (LB, 1986); Thomas Boyd (LB, 1987); Chris Spielman (LB, 1988-95); Matt Russell (LB, 1997-99); Barrett Green (LB, 2000-03); Teddy Lehman (LB, 2004-07); Gilbert Gardner (LB, 2008); DeAndre Levy (LB, 2009-16); Steve Longa (LB, 2017-19); **Alim McNeill (NT, 2021-)**

55

"Ace" Gutowsky (RB, 1933); Raymond Clemons (G, 1939); Ivan Schottel (B, 1946); Cecil Souders (E, 1947); Bap Manzini (C, 1948); Paul Sarringhaus (B, 1948); George Karstens (C, 1949); Jack Lininger (C, 1951); Wayne Walker (LB, 1958-72); Ed O'Neil (LB, 1974-79); Tom Turnure (C/G, 1980-83); Terry Tautolo (LB, 1984); Michael Cofer (DE/LB, 1985-92); Antonio London (LB, 1994-97); Allen Aldridge (LB, 1998-01); Donté Curry (LB, 2002-07); Buster Davis (LB, 2007); Ryan Nece (LB, 2008); Larry Foote (LB, 2009); Landon Johnson (LB, 2010); Stephen Tulloch (LB, 2011-15); Christian Ringo (DT, 2017); Eric Lee (DE, 2018); Elijah Lee (LB, 2020); **Derrick Barnes (LB, 2021-)**

56

Mule Wilson (T, 1933); Joe Schmidt (LB, 1953-65); Pat Swilling (LB, 1993-94)

57

Roy Lumpkin (B, 1933); Glen Morris (E, 1940); Jack Lininger (C, 1950);

Leon Cunningham (LB, 1955); Bob Lusk (C, 1956); Roger Zatkoff (G, 1957-58); Carl Brettschneider (LB, 1960-63); Ron Goovert (LB, 1967); Terry Miller (LB, 1970); Jim Teal (LB, 1973); Garth Ten Napel (LB, 1976-77); Dan Dickel (LB, 1978); Ken Fantetti (LB, 1979-85); Vernon Maxwell (LB, 1986-87); Dave Ahrens (LB, 1988); Victor Jones (LB, 1989-94); Stephen Boyd (LB, 1995-01); Josh Thornhill (LB, 2002); Jody Littleton (LS/LB, 2003-04); LeVar Woods (LB, 2005); Jordon Dizon (LB, 2008-10); Justin Durant (LB, 2011-12); Doug Hogue (LB, 2012); Josh Byner (LB, 2014-16); Eli Harold (LB, 2018); **Anthony Pittman (LB, 2019, 2021-)**

58

Walter Yowarsky (E, 1955); Gene Hamlin (C, 1964-77); Paul Naumoff (LB, 1967-69); Bill Saul (LB, 1970); Rick Ogle (LB, 1972); Mike Hennighan (LB, 1973-75); Tony Daykin (LB, 1977-78); Dennis Franks (C, 1979); Derrel Luce (LB, 1980); Steve Doig (LB, 1984-85); James Harrell (LB, 1985-86); Carl Carr (LB, 1987); George Jamison (LB, 1988-93, 97-98); Clint Kriewaldt (LB, 1999-02); Wali Rainer (LB, 2003-05); Nathan Hodel (LS, 2009); Ashlee Palmer (LB, 2010-14); Phillip Hunt (DE, 2015); Steve Longa (LB, 2016); Paul Worrlow (LB, 2017); Jamie Collins Sr. (LB, 2020); **Penei Sewell (T, 2021-)**

59

Gene Alford (RB, 1933); Ernie Clark (LB, 1963-67); Charlie Weaver (LB, 1971-59); Jimmy Williams (LB, 1982-90); Anthony Bell (LB, 1991); Tracy Scroggins (DE, 1992-93); Mike Johnson (LB, 1994-95); Reggie Brown (LB, 1996-97); Kevin O'Neil (LB, 1998-00); Khari Samuel (LB, 2001); Jeff Gooch (LB, 2002-03); Alex Lewis (LB, 2004-); Julian Peterson (LB, 2009); Bobby Carpenter (LB, 2010-11); Tahir Whitehead (LB, 2012-17); Reggie Ragland (LB, 2020); Tavante Beckett (LB, 2021)

60

Dud Harris (T, 1930); Glenn Presnell (B, 1933); Larry Sartori (G, 1942); Joseph D'Orazio (T, 1944); Joseph Manzo (T, 1945); Charles DeShane (B, 1948-49); Joseph Soboleski (T, 1950); Bruce Womack (G, 1951); Richard Flanagan (LB, 1952); James Salisbury (G, 1955-56); Karl Koepfer (G, 1958); Robert Grottkau (G, 1959-60); Doug Van Horn (G, 1966); Guy Dennis (G, 1973-74); R.W. Hicks (C, 1975); Gary A. Anderson (G, 1977-78); Al Baker (DE, 1978-82); Tom Turnure (C/G, 1985-86); Chuck Steele (C, 1987); Reggie Rogers (DE, 1987-88); Mike Utley (G, 1989-91); Paul Spicer (DE, 1999); Dave Pearson (G/C, 2006); Joe Cohen (DT, 2009); Graham Glasgow (C, 2016-19); Marcus Martin (OL, 2020)

61

Vin Schlessner (T, 1930); Augustino Lio (G, 1941-42); Wayne Clark (E, 1944-45); James Martin (G, 1955); Bob Whitlow (C/G, 1961-62); Lucien Reeberg (T, 1963); Chuck Sieminski (DT, 1968); Fred Rothwell (C, 1974); Homer Elias (G, 1978-84); Ray Snell (G, 1985); Scott Barrows (OL, 1986-88); Trevor Matich (C, 1989); Mike McDonald (LS/LB, 1992); Jim Pyne (C, 1998); Ray Brown (G, 2002); Frank Davis (G, 2006-07); Kerry Hyder Jr. (DE, 2015-18); Jamie Meder (DT, 2019); Logan Stenberg (OL, 2020)

62

Duke Hanny (E/T, 1930); Spider Johnson (T, 1930); Jack Mattiford (G, 1941); Elvin "Sonny" Liles (G, 1943); Edmund Eiden (B, 1944); William Rogers (T, 1944); Bill O'Brien (B, 1947); Elmer Jones (G, 1948); James





Martin (G, 1952-53); George Atkins (G, 1955); Ted Karras (G, 1965); Ed Mooney (LB, 1968-71); Lynn Boden (T, 1975-78); Don Morrison (T, 1979); John Mohring (LB, 1980); Willie Parker (G, 1980); Curtis Green (DE/NT, 1981-89); Dennis McKnight (C/G, 1990); Blake Miller (C, 1992); Tony Semple (G, 1995-2002); David Loverne (G, 2004-05); Cleveland Pinkney (DT, 2006); Barry Turner (DE, 2010); Don Barclay (G, 2017-); Keyunta Dawson (DE, 2011); Evan Brown (C, 2020)

63

Babe Lyon (T, 1930); William Miklich (B, 1948); Mario DeMarco (G, 1949); Robert Momsen (G, 1951); Dick Stanfel (G, 1952-55); Chuck Walton (G, 1967-74); Jon Morris (C, 1975-77); Donnie Hickman (G, 1978); Mike Montler (C, 1978); Garry Cobb (LB, 1979); Alva Liles (DT, 1980); Mike McCoy (DT, 1980); Davie Simmons (LB, 1980); Edgar Fields (DT, 1981); Martin Moss (DT/NT, 1982-85); Steve Kenney (G, 1986); Joe Felton (G, 1987); Dennis McKnight (C/G, 1992); Mark Rodenhauser (C, 1993-94); James Hall (DE, 2000); Brock Guttierrez (G/C, 2005); Manny Ramirez (G, 2008-10, 15); Jimmy Saddler-McQueen (DT, 2012-13); Beau Benzschawel (G, 2019); **Evan Brown (C, 2021-)**

64

Stephen Maronic (T, 1939); Alexander Ketzko (T, 1943)
Ivan "Buzz" Trebotich (B, 1944-45); Howard Brown (G, 1949-50); Daniel Rogas (G, 1951); Bud Brooks (G, 1955); Doug Hogland (G, 1958); Mike Rabold (G, 1959); John Lomakoski (T, 1962); Gordon Jolley (T, 1972-75); Melvin Mitchell (C, 1977); Dan Gray (DE, 1978); John Mendenhall (DT, 1980); Larry Lee (C/G, 1981-85); Eric Sanders (G/T, 1986-92); Paul Kiser (G, 1987); Jeff Hartings (G, 1996-00); Tyrone Hopson (G, 2002); Rick DeMulling (G, 2005-06); Edwin Mulitalo (G, 2007-08); Leroy Harris (G, 2013); Travis Swanson (C, 2014-17); Albert Huggins (DT, 2020)

65

Stanley Batinsky (G, 1941-47); Les Bingaman (G, 1948-54); Roger LaLonde (DT, 1964); Lew Kamanu (DE, 1967); Dave Thompson (C, 1971-73); Ken Long (G, 1976); Amos Fowler (C, 1978-84); Hal Stephens (DE, 1985); Mark Stevenson (C/G, 1985); Pat Cain (C/G, 1987); Eric Andolsek (G, 1988-91); Kerlin Blaise (G, 1998-2003); Damien Woody (G, 2004-07); Dylan Gandy (G, 2009-13); Taylor Boggs (C, 2015); Tyrell Crosby (OL, 2018-2020); Parker Ehinger (G, 2021)

66

Elmer Schaaake (RB, 1933); Anthony Calvelli (C, 1939); William Radovich (G, 1941); William Kennedy (E, 1942, 44); Anthony Rubino (G, 1943); Lake Roberson (DE, 1945); Camp Wilson (B, 1946-47); Ivan Schottel (B, 1948); Dick Stovall (C, 1948); Harley Sewell (G, 1953-66); Jim Simon (G/T, 1963-65); Bob Kowalkowski (G, 1966-76); Tom Wickert (T, 1977); Karl Chandler (C, 1978); John Sokolosky (C, 1978); Tommie Ginn (G, 1980-81); Michael Cofer (DE/LB, 1983-84); Leon Evans (DE, 1985-87); Shawn Bouwens (G, 1991-94); Hessley Hempstead (C/G, 1995-97); Brenden Stai (G, 2001); Stephen Peterman (G, 2006-12); LaAdrian Waddle (T, 2013-15); Joe Dahl (OL, 2016-20)

67

Mervin Pregulman (G, 1947-48); William Ward (G, 1948-49); Barry French

(G, 1951); Stanley Campbell (G, 1952, 55-58); Grady Alderman (G, 1960); Dick Mills (G, 1961-62); Wally Hilgenberg (LB, 1964-66); Rocky Rasley (G, 1969-73); Daryl White (G, 1974); Donnie Green (T, 1978); Rod Walters (G, 1979); Wally Pesuit (C, 1979-80); Don Greco (G, 1982-85); Greg Orton (G, 1987); Ken Dallafior (G, 1989-92); Dave Richards (G, 1993); Doug Widell (G, 1994-95); Travis Kirschke (DT, 1997-02); Don Muhlbach (LS, 2004-05); Blane Saipaia (G, 2006-07); Andy McColium (C, 2008); Melvin Fowler (C, 2009); Turk McBride (DE, 2009); Rob Sims (G, 2010-14); Ismaa'ily Kitchen (DT, 2015); Khyri Thornton (DT, 2015); Zac Kerin (G, 2017); **Matt Nelson (T, 2020-)**

68

John Wiethe (G, 1941-42); Lyle Rockenbach (G, 1943); Tom Kennedy (T, 1944); Anthony Rubino (G, 1946); James Ricca (T, 1955); Gene Cronin (G, 1956-57); Frank Gallagher (G, 1967-72); Guy Dennis (G, 1975); Mark Markovich (G, 1976-77); Burton Lawless (G, 1980); Steve Baack (DE, 1984-87); Jerry Quaerna (G/T, 1987); Leonard Burton (C, 1992-94); Antwan Lake (DT, 2002); Tyrone Hopson (G, 2004-05); Barry Stokes (T, 2006-07); **Taylor Decker (T, 2016-)**

69

Charles Benson (DE, 1987); Roman Fortin (T, 1991); Kyle Kosier (T, 2005); Anthony Zettel (DE, 2016-17); Jonathan Wynn (DE, 2019); Kareem Martin (DE, 2020); Will Holden (T, 2021)

70

Red Joseph (WR, 1930); John Tripson (T, 1941); George Hekkers (T, 1946); August Cifelli (T, 1950-52); Gerald Perry (T, 1954); Raymond Krouse (T, 1956-57); Willie McClung (T, 1960-61); Daryl Sanders (T, 1963-66); Denis Moore (T, 1967-69); Larry Woods (DT, 1971-72); Billy Howard (DT, 1974-76); William Fifer (T, 1978); Keith Dorney (T/G, 1979-87); Chris Gambol (T, 1989); Dan Owens (DE, 1990); Jeff Jones (T, 1995-96); Andre Johnson (T, 1997-98); Josh Lovelady (G, 2002-03); Daniel Loper (G, 2009); Jason Fox (T, 2010-13); Garrett Reynolds (T, 2014); Corey Robinson (T, 2015-17); **Dan Skipper (T, 2019, 2021-)**

71

Lou Jennings (C, 1930); Theodore Pavelec (G, 1941-42); Edward Opalewski (T, 1943-44); Michael Kostiuik (T, 1945); Russell Thomas (T, 1946-49); Chester Bulger (T, 1950); Alex Karras (DT, 1958-62, 64-70); Bob Tattarek (DT, 1972); Craig Hertwig (T, 1975-77); Dave Gallagher (DT, 1978-79); Tom Tuinei (DT, 1980); Steve Furness (DT, 1981); Rich Strenger (T, 1983-87); Chris Geile (C, 1987); Gary Hadd (DT, 1988); Larry Tharpe (T, 1992-94, 97-98); Zefross Moss (T, 1995-96); Aaron Gibson (T, 1999-01); Victor Rogers (T, 2002-05); Anthony Bryant (DT, 2006); Manny Ramirez (G, 2007); Riley Reiff (T, 2012-16); Rick Wagner (T, 2017-19); Danny Shelton (DT, 2020); **Logan Stenberg (G, 2021-)**

72

Chuck Braidwood (WR, 1930); Clement Crabtree (T, 1941); Henry Goodman (T, 1942); Floyd Jaszewski (T, 1950-51); Gil Mains (T, 1954-61); Floyd Peters (T, 1963); J.D. Smith (T, 1964-66); Dan Goich (DE, 1969-70); Ernest Price (DT, 1973-78); Bill Cooke (DT, 1978); Cleveland Elam (DT, 1979); Vernon Holland (T, 1980); Chris Dieterich (T, 1980-86); Jim Warne





(T, 1987); Curt Singer (T, 1988); Jack Linn (G/T, 1992-93); Ray Roberts (T, 1996-00); Dan Wilkinson (DT, 2003-05); Jonathan Scott (T, 2006); George Foster (T, 2007-08); Laken Tomlinson (G, 2015-); Brian Mihalik (T, 2017); **Halapoulivaati Vaitai (T, 2020-)**

73

Emil Mayer (T, 1930); Anthony Furst (T, 1941, 44); George Speth (T, 1942); Augustino Lio (G, 1943); William Radovich (G, 1945); James Montgomery (T, 1946); Elmer Jones (G, 1947); John Simmons (C, 1949); Thurman McGraw (T, 1950-54); Kenneth Russell (T, 1957-59); Oliver Spencer (T, 1959-61); Paul Ward (C, 1962); Roger Shoals (T, 1965-70); Bob Bell (DT, 1971-73); Russ Bolinger (G, 1976-82); Mike Dawson (DT, 1983); Don Laster (T, 1984); Harvey Salem (G, 1986-90); Jeff Kacmarek (NT, 1987); David Lutz (T, 1993-95); Juan Roque (T, 1997); Darius Holland (DT, 1998); Stockar McDougle (T, 2000-04); Ross Verba (G, 2006); Jonathan Scott (T, 2007); Barry Richardson (T, 2013); Garrett Reynolds (T, 2016); Greg Robinson (T, 2017); **Jonah Jackson (G, 2020-)**

74

John Dugger (E, 1948); Lloyd McDermott (T, 1950); Richard Flanagan (LB, 1950-51); Robert Miller (T, 1952-58); Jim Weatherall (T, 1959-60); Paul Ward (C, 1961); Mike Bundra (T, 1962-63); Brad Oates (T, 1978); Mike Whited (T, 1980); Joe Ehrmann (DT, 1981-82); Mike Fanning (DT, 1983); Joe Milinichik (G/T, 1987-89); Mike Compton (C/G, 1993); Chris Harrison (G, 1996); Larry Hand (DE, 1997); Juan Roque (T, 1998-99); James Atkins (G, 2000); Rex Tucker (T, 2006); Damion Cook (G, 2008-09); Ephraim Salaam (T, 2009); Rodney Austin (G, 2013-14); Michael Ola (T, 2015); Dan Skipper (T, 2017); **Ryan McCollum (C, 2021-)**

75

Calvin Thomas (G, 1939); Emil Uremovich (T, 1941-42); Albert Kaporch (T, 1944-45); John Prchlik (T, 1949-53); Oliver Spencer (T, 1956); John Gordy (G, 1957, 59-67); Jim Yarbrough (T, 1969-77); Dave Pureifory (DE, 1978-82); Lomas Brown (T, 1985-95); Tony Ramirez (T, 1997-99); Matt Joyce (G, 2001-04); Shaun Cody (DT, 2005-08); Turk McBride (DE, 2010); Larry Warford (G, 2013-16); **Levi Onwuzurike (DE, 2021-)**

76

Andy Logan (T, 1941); Thomas Chantiles (T, 1942); Albert Kaporch (T, 1943); William DeCorrevont (B, 1946); Paul Briggs (T, 1948); Michael Roussos (T, 1949); John Treadaway (T, 1949); Lou Creekmur (T, 1950-59); Roger Brown (T, 1960-66); Rockne Freitas (T, 1968-77); Karl Baldischwiler (T, 1978-82); Eric M. Williams (DT, 1984-89); Scott Conover (T, 1991-96); Barrett Brooks (T, 1999-00); Jeff Backus (T, 2001-12); T.J. Lang (G, 2017-18); Oday Aboushi (OL, 2019-20); **Bruce Hector (DE, 2021-)**

77

Luke Lindon (T, 1944-45); Garvin Mugg (T, 1945); John Sanchez (T, 1947); Ben Paolucci (T, 1959); Dan LaRose (T, 1961-63); Randy Winkler (T, 1967); Dick Evey (DT, 1971); John Gordon (DT, 1972); Mike Haggerty (T, 1973); John Woodcock (DT, 1976-80); Curley Culp (DT, 1980-81); Keith Ferguson (DE, 1985-90); Rick Johnson (T, 1987); Mike Compton (C/G, 1994-00); Anthony Herron (DE, 2001); Clint Stickdorn (T, 2006); Gosder Cherilus (T, 2008-12); Israel Idonije (DE, 2013); Cornelius Lucas (T, 2014-16);

Emmett Cleary (T, 2017); **Frank Ragnow (C, 2018-)**

78

John Wiethe (G, 1939); Alexander Schibanoff (T, 1942); Ernest Rosteck (C, 1944); Frank Kring (B, 1945); Kelly Mote (E, 1947); Oliver Spencer (T, 1953); Robert Dove (E/G, 1954); Darris McCord (DE, 1955-67); John Baker (DE, 1968); Doug English (DT/NT, 1975-79, 81-85); Cory Redding (DE, 2003-08); Corey Hilliard (T, 2010-14); Jeremiah Valoaga (DE, 2017); Andrew Donnal (OL, 2018); **Tommy Kraemer (G, 2021-)**

79

Alexander Schibanoff (T, 1941); Gerald Perry (T, 1956); John Gonzaga (T, 1961-65); Charlie Bradshaw (T, 1967-68); Ray Parson (T, 1971); Don Croft (DT, 1976); Dave Simonson (T, 1977); William Gay (DE, 1979-87); Darryl Milburn (DE, 1991); Bill Fralic (G, 1993); Ryan Grigson (T, 1995); Eric Beverly (C, 1998-2003); Kelly Butler (T, 2004-05); Langston Moore (DT, 2007-08); Sammie Lee Hill (DT, 2009); Willie Young (DE, 2010-13); Alex Barrett (DE, 2017); Kenny Wiggins (OL, 2018-19)

80

William Fisk (E, 1941-43); Walter Jurkiewicz (C, 1946); Ralph Heywood (E, 1948); Cloyce Box (E, 1950, 52-54); Jerry Reichow (E/QB, 1957); James Gibbons (E, 1958-68); Dave Haverdick (DE, 1970); Herb Orvis (DT, 1972-77); Ulysses Norris (TE, 1979-83); Carl Bland (WR, 1984-88); Darrell Grymes (WR, 1987); John Ford (WR, 1989); Brett Perriman (WR, 1991-96); Tommie Boyd (WR, 1997-98); Theanyi Uwaezuke (WR, 1999); Desmond Howard (WR/KR, 2000-02); Charles Rogers (WR, 2003-05); Adam Jennings (WR, 2008); Bryant Johnson (WR, 2009-10); Maurice Stovall (WR, 2011); Brian Robiskie (WR, 2012); Joseph Fauria (TE, 2013-14); Bear Pascoe (TE, 2015); Anquan Boldin (WR, 2016-); Michael Roberts (TE, 2017-18); Danny Amendola (WR, 2019-20); Darren Fells (TE, 2021); Jared Pinkney (TE, 2021)

81

Maurice Britt (E, 1941); Keith Ranspot (E, 1941); Joe Stringfellow (E, 1942); Bob Layden (DE, 1943); Lloyd Wickett (T, 1943); Dale Hansen (T, 1944); Joseph Krol (B, 1945); Emil Uremovich (T, 1945-46); John Greene (E, 1949-50); Rex Grossman (B, 1950); William Swiacki (E, 1952); Tom Rychiec (E, 1958); Dick Lane (DB, 1960-65); Bill Malinchak (E, 1966-69); Charlie Brown (WR, 1970); John Hilton (TE, 1972-73); T.C. Blair (TE, 1974); John McMakin (TE, 1975); David Hill (TE, 1976-82); Reese McCall (TE, 1983-85); Jimmie Giles (TE, 1986); Mark Witte (TE, 1987); Mark Lewis (TE, 1987-88); Stephen Starring (WR, 1988); Stacey Mobley (WR, 1989); Mike Farr (WR, 1990-92); Marty Thompson (TE, 1993); Anthony Carter (WR, 1994-95); Pete Chrylewicz (TE, 1997-99); Al Pupunu (TE, 2000); Larry Foster (WR, 2001); Az-Zahir Hakim (WR, 2002-04); Marcus Pollard (TE, 2005-06); Calvin Johnson (WR, 2007-15)

82

Stanley Andersen (E, 1941); John Jett (E, 1941); Perry Scott (E, 1942); Jack Matheson (E, 1943-46); Mitchell Olenski (T, 1947); John Greene (E, 1948); Cecil Souders (E, 1948-49); Leon Hart (E, 1950-57); Harlon Hill (E, 1962); Albert Greer (E, 1963); Jerry Rush (DT, 1965-71); Ken Sanders (DE, 1972-79); Bob Niziolek (TE, 1981); Pete Mandley (WR, 1984-88); Robert Clark (WR, 1989-91); Thomas McLemore (TE, 1992); Rodney Holman (TE,





1993-95); Derek Price (TE, 1996); Kevin Hickman (TE, 1997); Eric Stocz (TE, 1997); Germane Crowell (WR, 1998-02); Casey FitzSimmons (TE, 2003-09); Rashied Davis (WR, 2011); Dorin Dickerson (TE, 2013); Matt Veldman (TE, 2013); Jordan Thompson (TE, 2014-15); Matthew Mulligan (TE, 2016); Luke Willison (TE, 2018); Logan Thomas (TE, 2019)

83

Sod Ryan (T, 1930); Connie M. Berry (E, 1939); Riley Matheson (G, 1943); Paul Blessing (E, 1944); Frank Szymanski (C, 1945-47); Kelly Mote (E, 1948-49); James Doran (E, 1951-59); Ron Kramer (TE, 1965); Jerry Mazzanti (DE, 1966); Mike Melinkovich (DE, 1967); Greg Kent (DT, 1968); Jim Mitchell (DE, 1970-77); William Gay (DE, 1978); Robbie Martin (WR, 1981-84); James Z. McDonald (TE, 1985); Mel Hoover (WR, 1987); Gary Lee (WR, 1987-88); Troy D. Johnson (WR, 1989); Aubrey Matthews (WR, 1990-96); Kez McCorvey (WR, 1997); Brian Stablein (WR, 1998-00); Pete Mitchell (TE, 2001); John Owens (TE, 2002-03, 07-08); Az-Zahir Hakim (WR, 2006); Kevin Kasper (WR, 2006); Courtney Anderson (TE, 2007); Michael Matthews (TE, 2009); Patrick Edwards (WR, 2013); Tim Wright (TE, 2015-16); Jesse James (TE, 2019-20)

84

David Diehl (E, 1944-45); Richard Booth (B, 1945); Arch Milano (E, 1945); Robert Cifers (B, 1946); Bernard Hafen (E, 1949-50); Dorne Dibble (E, 1951); Pat Summerall (E, 1952); Gil Mains (T, 1953); Harold Turner (E, 1954); David Middleton (E, 1956-60); Leo Sugar (E, 1962); Hugh McInnis (E, 1964); Joe Robb (DE, 1968-71); Joe Schmiesing (DT, 1972); John Small (DT, 1973-74); Jesse Thompson (WR, 1978-81); Rob Rubick (TE, 1982-88); Jerry Diorio (TE, 1987); Richard Johnson (WR, 1989-90); Herman Moore (WR, 1991-01); Bill Schroeder (WR, 2002-03); Tai Streets (WR, 2004); Shaun McDonald (WR, 2007-08); Brandon Pettigrew (TE, 2009); Ryan Broyles (WR, 2012-14); Orson Charles (TE, 2016); Clay Harbor (TE, 2016); Hakeem Valles (TE, 2017); **Shane Zylstra (TE, 2021-)**

85

Hal Griffen (C, 1930); Buck Weaver (G, 1930); Charles Behan (E, 1942); Joel McCoy (B, 1946); Theodore Cremer (E, 1948); Abraham Addams (E, 1949); Samuel Goldman (E, 1949); Edward Berrang (E, 1951); Sherwin Gande (E, 1952-56); Gene Cronin (G, 1958-59); Sam Williams (DE, 1960); Larry Vargo (E, 1963); Jerry Zawadzkas (E, 1967); Lew Kamanu (DE, 1968); Chuck Hughes (WR, 1970-71); Kevin Johnson (WR, 2005); Jake Nordin (TE, 2009-10); Tony Scheffler (TE, 2010-13); Eric Ebron (TE, 2014-17); **Tom Kennedy (WR, 2019, 2021-)**

86

Owen Thuerk (E, 1941); Granville Harrison (E, 1942); Ben Hightower (E, 1943); Robert Westfall (B, 1944-47); Robert Mann (E, 1948); Albert Russas (T, 1949); Blaine Earon (E, 1952-53); Robert Long (E, 1955-59); John McCambridge (DE, 1967); Al Barnes (WR, 1971-73); Bob Pickard (WR, 1974); Jon Staggers (WR, 1975); J.D. Hill (WR, 1976-77); Willie McGee (WR, 1978); Mike Friede (WR, 1980); Mark Nichols (WR, 1981-87); Danny Bradley (WR, 1987); Ray Roundtree (WR, 1988); Michael Williams (WR, 1989); Willie Green (WR, 1991-93); Tom Hall (E, 1993-94); David Sloan (TE, 1995-01); Mikhael Ricks (TE, 2002-03); Stephen Alexander (TE,

2004); Michael Gaines (TE, 2008); Dan Gronkowski (TE, 2009); Dennis Northcutt (WR, 2009); Khari Lee (TE, 2016-17); Jerome Cunningham (TE, 2018); Hunter Bryant (TE, 2020)

87

Robert Mann (E, 1949); Dorne Dibble (E, 1953-57); Perry Richards (E, 1956); Jerry Reichow (E/QB, 1958-59); Glenn Davis (E, 1960-61); Bill Quinlan (DE, 1964); Warren Wells (E, 1964); John Henderson (E, 1965-67); Craig Cotton (TE, 1969-72); Bill Larson (TE, 1977); Fred Scott (WR, 1978-83); David Lewis (TE, 1984-86); Gilvanni Johnson (WR, 1987); Vyto Kab (TE, 1987); Derrick Ramsey (TE, 1987); Pat Carter (TE, 1988); Walter Stanley (WR, 1989); Jeff Campbell (WR, 1990-93); Johnnie Morton (WR, 1994-01); Larry Foster (WR, 2002-); Shawn Jefferson (WR, 2003); David Kircus (WR, 2003-04); Mike Furrey (WR, 2006-08); Brian Clark (WR, 2010); Brandon Pettigrew (TE, 2010-16); Darren Fells (TE, 2017); Levine Toilolo (TE, 2018); **Quintez Cephus (WR, 2020-)**

88

Chuck Hanneman (E, 1937-40); Lawrence Knorr (C, 1942-45); J.R. Callahan (B, 1946); Oliver Poole (E, 1949); James Cain (E, 1950, 1953-55); William Swiacki (E, 1951); Steve Junker (E, 1957, 59-61); Gene Cook (E, 1959); Sam Williams (DE, 1961-65); Ron Kramer (TE, 1966-61); Charlie Sanders (TE, 1968-76); Scotty Anderson (WR, 2001-03); Reggie Swinton (WR, 2004); Mike Williams (WR, 2005-06); **T.J. Hockenson (TE, 2019-)**

89

Richard Rifenberg (E, 1950); James Martin (G, 1951); Walter Jenkins (E, 1955); Gail Cogdill (E, 1960-68); Ron Hall (TE, 1962-63); John Wright (WR, 1969); Ron Jessie (WR, 1971-74); Dennis Franklin (WR, 1975-76); Luther Blue (WR, 1977-79); Tracy Porter (WR, 1981-82); Jeff Chadwick (WR, 1983-89); Keith McDonald (WR, 1989); Terry Greer (WR, 1990); Eugene Riley (TE, 1991); Jimmie Johnson (TE, 1992-93); Pete Metzelaars (TE, 1996-97); Walter Rasby (TE, 1998-00); Bradford Banta (TE, 2001-04); Dan Campbell (TE, 2006-08); Will Heller (TE, 2009-12); Kellen Davis (TE, 2014); Cole Wick (TE, 2016); Isaac Nauta (TE, 2019); **Brock Wright (TE, 2021-)**

90

Robert Thompson (LB, 1987); Keith Karpinski (LB, 1989); Keith Washington (DE, 1996); Alonzo Spellman (DE, 2001); Bill Swancutt (DE, 2005-06); Grady Jackson (DT, 2009); Ndamukong Suh (DT, 2010-14); Gabe Wright (DT, 2015); Dan Owens (DE, 91-95, 98-99); Cornelius Washington (DE, 2017); Trey Flowers (DE, 2019-21)

91

Mark Duckens (DE, 1990); Robert Porcher (DE, 1992-04); Tyoka Jackson (DT, 2006); Ikaika Alama-Francis (DE, 2007); Chuck Darby (DT, 2008-09); Sammie Lee Hill (DT, 2010-12); Jason Jones (DE, 2013-15); A'Shawn Robinson (DT, 2016-19); John Penisini (DL, 2020); Michael Brockers (DE, 2021)

92

Angelo King (LB, 1984-87); Marc Spindler (DT, 1990-92, 97-98); Mack Travis (NT, 1993); Shane Dronett (DE, 1996); Mike Pringley (DE, 1999-00); Shaun Rogers (DE, 2001-07); Cliff Avril (DE, 2008-12); Devin Taylor (DE,





2013-14); Kevin Strong (DT, 2019-21)

93

Kirk Dodge (LB, 1984-85); Tim Ross (LB, 1987); Jerry Ball (NT, 1987-92); Marc Spindler (DT, 1993-94); Kerwin Waldroup (DE, 1996-98); Kelvin Pritchett (DE, 1999-04); Corey Smith (DE, 2006-08); Kyle Vanden Bosch (DE, 2010-12); George Johnson (DE, 2014); Tyrunn Walker (DT, 2015-16); Dwight Freney (DE, 2017); Da'Shawn Hand (DL, 2018-21)

94

James Johnson (LB, 1985); Mark Hicks (LB, 1987); Tom Strauthers (DE, 1988); Byron Darby (DL, 1989); Jackie Cline (DE, 1990); Kelvin Pritchett (DE, 1991-94); Luther Elliss (DT, 1995-03); Marcus Bell (DT, 2004-06); Copeland Bryan (DE, 2009); Lawrence Jackson (DE, 2010-12); Ezekiel Ansah (DE, 2013-18); Austin Bryant (DE, 2019-2020)

95

Kurt Allerman (LB, 1985); Steve Boadway (LB, 1987); George Jamison (LB, 1987); Mark Brown (LB, 1989); Troy A. Johnson (LB, 1992); Mike Wells (DE, 1994-97); Mike Chalenski (DE, 1998); Jared DeVries (DE, 1999-2010); Jovan Haye (DE, 2011); Ogemdi Nwagbuo (DT, 2012); Kyle Van Noy (LB, 2014); Brandon Copeland (LB, 2015); Wallace Gilberry (DE, 2016); Cory Lemonier (LB, 2016); Jacquies Smith (DE, 2017); **Romeo Okwara (DE, 2018-)**

96

June James (LB, 1985); Paul Butcher (LB, 1986-88); Lawrence Pete (NT, 1989-93); Shane Bonham (DT, 1994-97); Henry Taylor (DT, 1998-99); James Hall (DE, 2001-06); Andre Fluellen (DT, 2008-15); Stefan Charles (DT, 2016); George Johnson (DE, 2017); Mike Daniels (DT, 2019); **Jashon Cornell (DE, 2021-)**

97

Dan Bunz (LB, 1985); George McDuffie (DE, 1987); Dan Saleaumua (NT, 1987-88); Kevin Brooks (DE, 1989-90); Jeff Hunter (DE, 1990-92); Darryl Ford (LB, 1992-93); Tracy Scroggins (DE, 1993-01); Boss Bailey (LB, 2003-07); Ikaika Alama-Francis (DE, 2008); Jason Hunter (DE, 2009); Ronnell Lewis (DE, 2012); Justin Bannan (DT, 2013); Austen Lane (DE, 2013); Caraun Reid (DT, 2014-15); Armonty Bryant (DE, 2016-17); Akeem Spence (DT, 2017); Ricky Jean Francois (DT, 2018); Nick Williams (DT, 2020-21)

98

Vernon Maxwell (LB, 1985); Jerome Davis (NT, 1987); Dennis Gibson (LB, 1987-93); Henry Thomas (DT, 1995-96); Don Sasa (DT, 1998); Marvin Thomas (DE, 1998); James A. Jones (DT, 1999-00); Kalimba Edwards (DE, 2002-07); Landon Cohen (DT, 2008-09); Julian Peterson (LB, 2010); Nick Fairley (DT, 2011-14); Haloti Ngata (DT, 2015-); Jeremiah Ledbetter (DT, 2017-); Devin Taylor (DE, 2015-16); Damon Harrison Sr. (DT, 2018-19); Everson Griffen (DE, 2020); John Penisini (NT, 2021)

99

Bob Beemer (DE, 1987); Stuart Tolle (NT, 1987); James Cribbs (DE, 1989); Tracy Hayworth (LB, 1990-95); Pepper Johnson (LB, 1996); Richard Jordan (LB, 1997-99); Brian Williams (LB, 2001-03); Anthony Cannon (LB, 2006); Dewayne White (DE, 2007-09); Corey Williams (DT, 2010-12);

C.J. Mosley (DT, 2013-14); Jermelle Cudjo (DT, 2015); Khyri Thornton (DT, 2016-17); John Atkins (DT, 2018-19); **Julian Okwara (DE, 2020-)**

UNKNOWN

Walt Ambrose (G, 1930); Koester Christensen (WR, 1930); Harold Fenner (WR, 1930); Al Graham (G, 1930); Aaron Grant (C, 1930); Frosty Peters (RB, 1930); Ron Shearer (T, 1930); George Hastings (T, 1930-31); Biff Lee (G, 1931); Dutch Miller (C, 1931); Deck Shelley (LB, 1931); Dale Waters (T, 1931); Ben Boswell (T, 1933); Gil LeFebvre (RB, 1935); Bill O'Neil (HB, 1935); Wilbur White (HB, 1936); Charlie Payne (RB, 1937); Les McDonald (WR, 1940); Anthony Arena (C, 1942); Anthony Zuzzio (G, 1942); Samuel Busich (E, 1943); Bob Derleth (OL, 1947); Bill Hillman (B, 1947); Tommy James (B, 1947); Floyd Rhea (G, 1947); Dale Hansen (T, 1948-49); Harold Prescott (E, 1949)



Doak Walker played for the Lions from 1950-55, earning five Pro Bowls, two NFL Championships and winning the 1950 NFL Rookie of the Year. His No. 37 uniform was the first number retired in franchise history, with Detroit doing so immediately after he retired in 1955. Walker was the fourth and final player to ever don the number for Detroit.





LIONS OVERTIME GAMES

Date	Opp	Score	Time
11/23/75	at KC	L, 21-24	8:16
Scoring Play: J. Stenerud 26 yd. Field Goal			
11/27/80	CHI	L, 17-23	14:39
Scoring Play: D. Williams 95 yd. kickoff return			
11/20/83	at GB	W, 23-20	6:30
Scoring Play: E. Murray 37 yd. Field Goal			
9/9/84	at Atl	W, 27-24	9:54
Scoring Play: E. Murray 48 yd. Field Goal			
10/14/84	TB	W, 13-7	10:26
Scoring Play: L. Thompson 37 yd. pass from G. Danielson			
11/4/84	PHI	T, 23-23	
11/24/85	at TB	L, 16-19	2:29
Scoring Play: D. Igwebiuke 24 yd. Field Goal			
10/11/87	at GB	W, 19-16	2:34
Scoring Play: M. Prindle 31 yd. Field Goal			
10/30/88	NYG	L, 10-13	13:47
Scoring Play: P. McFadden 33 yd. Field Goal			
10/29/89	at GB	L, 20-23	12:46
Scoring Play: C. Jacke 38 yd. Field Goal			
11/4/90	WAS	L, 38-41	5:50
Scoring Play: C. Lohmiller 34 yd. Field Goal			
12/2/90	at Chi	L, 17-23	4:03
Scoring Play: N. Anderson 50 yd. pass from J. Harbaugh			
12/22/91	at Buf	W, 17-14	10:37
Scoring Play: E. Murray 21 yd. Field Goal			
9/12/93	at NE	W, 19-16	3:56
Scoring Play: J. Hanson 38 yd. Field Goal			
9/4/94	ATL	W, 31-28	9:46
Scoring Play: J. Hanson 37 yd. Field Goal			
9/19/94	at Dal	W, 20-17	:32
Scoring Play: J. Hanson 44 yd. Field Goal			
10/30/94	at NYG	W, 28-25	8:17
Scoring Play: J. Hanson 24 yd. Field Goal			
10/22/95	at Was	L, 30-36	11:19
Scoring Play: D. Green 7 yd. interception return			
10/19/97	NYG	L, 20-26	13:20
Scoring Play: C. Calloway 68 yd. pass from D. Kanell			
9/13/98	CIN	L, 28-34	12:54
Scoring Play: C. Sawyer 53 yd. interception return			
11/26/98	PIT	W, 19-16	12:08
Scoring Play: J. Hanson 42 yd. Field Goal			
10/20/02	CHI	W, 23-20	10:12
Scoring Play: J. Hanson 48 yd. Field Goal			
11/24/02	at Chi	L, 17-20	8:58
Scoring Play: P. Edinger 40 yd. Field Goal			
12/8/02	at Ari	L, 20-23	10:48
Scoring Play: B. Gramatica 42 yd. Field Goal			
11/14/04	at Jax	L, 17-23	9:32

Scoring Play: J. Smith 36 yd. pass from D. Garrard			
10/30/05	CHI	L, 13-19	8:43
Scoring Play: C. Tillman 22 yd. interception return			
12/11/05	at GB	L, 13-16	9:43
Scoring Play: R. Longwell 28 yd. Field Goal			
9/16/07	MIN	W, 20-17	8:55
Scoring Play: J. Hanson 37 yd. Field Goal			
11/7/10	NYJ	L, 20-23	12:42
Scoring Play: N. Folk 30 yd. Field Goal			
12/19/10	at TB	W, 23-20	9:51
Scoring Play: D. Rayner 34 yd. Field Goal			
9/25/11	at Min	W, 26-23	13:01
Scoring Play: J. Hanson 32 yd. Field Goal			
9/23/12	at Ten	L, 41-44	10:36
Scoring Play: R. Bironas 26 yd. Field Goal			
10/14/12	at Phi	W, 26-23	11:00
Scoring Play: J. Hanson 45 yd. Field Goal			
11/22/12	HOU	L, 31-34	2:21
Scoring Play: S. Graham 32 yd. Field Goal			
12/22/13	NYG	L, 20-23	7:32
Scoring Play: J. Brown 45 yd. Field Goal			
10/19/15	CHI	W, 37-34	2:29
Scoring Play: M. Prater 27 yd. Field Goal			
11/6/16	at Min	W, 22-16	8:21
Scoring Play: G. Tate 28 yd. pass from M. Stafford			
9/8/19	at Ari	T, 27-27	10:00
Scoring Play: M. Prater 33 yd. Field Goal			
11/14/21	at Pit	T, 16-16	10:00
Scoring Play: None			



Jason Hanson kicked nine game-winning field goals in overtime for the Lions in his storied career.





DETROIT LIONS



NFL.ORG

HISTORY SECTION - OVERTIME GAMES

@LIONSPR

OVERTIME RECORD VS. OPPONENTS

Team	Overall				Pct	Home			Road		
	G	W	L	T		W	L	T	W	L	T
Arizona	2	0	1	1	.250	0	0	0	0	1	1
Last Game: 9/8/19 at Ari											
Atlanta	2	2	0	0	1.00	1	0	0	1	0	0
Last Game: 9/9/84 at At											
Buffalo	1	1	0	0	1.00	0	0	0	1	0	0
Last Game: 12/22/91 at Buf											
Chicago	6	2	4	0	.333	2	2	0	0	2	0
Last Game: 10/18/15 vs. Chi											
Cincinnati	1	0	1	0	.000	0	1	0	0	0	0
Last Game: 9/13/98 vs. Cin											
Dallas	1	1	0	0	1.00	0	0	0	1	0	0
Last Game: 9/19/94 at Dal											
Green Bay	4	2	2	0	.500	0	0	0	2	2	0
Last Game: 12/11/05 at GB											
Houston	1	0	1	0	.000	0	1	0	0	0	0
Last Game: 11/22/12 vs. Hou											
Jacksonville	1	0	1	0	.000	0	0	0	0	1	0
Last Game: 11/14/04 at Jac											
Kansas City	1	0	1	0	.000	0	0	0	0	1	0
Last Game: 11/23/75 at KC											
Minnesota	3	3	0	0	1.00	1	0	0	2	0	0
Last Game: 11/6/16 at Min											
New England	1	1	0	0	1.00	0	0	0	1	0	0
Last Game: 9/12/93 at NE											
New York Giants	4	1	3	0	.250	0	3	0	1	0	0
Last Game: 12/22/13 vs. NYG											
New York Jets	1	0	1	0	.000	0	1	0	0	0	0
Last Game: 11/7/10 vs. NYJ											
Philadelphia	2	1	0	1	.750	0	0	1	1	0	0
Last Game: 10/14/12 at Phi											
Pittsburgh	2	1	0	1	.750	1	0	0	0	0	1
Last Game: 11/14/21 vs. Pit											
Tampa Bay	3	2	1	0	.667	1	0	0	1	1	0
Last Game: 12/19/10 at TB											
Tennessee	1	0	1	0	.000	0	0	0	0	1	0
Last Game: 9/23/12 at Ten											
Washington	2	0	2	0	.000	0	1	0	0	1	0
Last Game: 10/22/95 at Was											
Totals	39	17	19	3	.474	6	9	1	11	10	2
Last Game: 11/14/21 at Min											

LIONS OVERTIME RECORDS

	G	W	L	T	Pct
Home	16	6	9	1	.375
Road	22	11	10	1	.524
Total	39	17	19	3	.474

HOW THE GAMES ENDED

Result	G	FG	Pa	Ru	Int	KR
Win	17	15	25	0	0	1
Loss	19	12	5	0	3	1
Tie	3	-	-	-	-	-
Totals	39	27	5	0	3	1



Of Detroit's 39 overtime games, they've most frequently faced the Chicago Bears in those contests (six). Their most recent overtime matchup came on Oct. 18, 2015, with Lions K [Matt Prater](#) winning the game on a 27-yard field goal conversion.





DETROIT LIONS



NFL.ORG

HISTORY SECTION - MONDAY NIGHT GAMES

@LIONSPR

MONDAY NIGHT RESULTS

Date	W-L	Score	Opponent	Attendance
10/5/70	W	28-14	Chicago	58,210
12/14/70	W	28-23	at Los Angeles Rams	79,441
9/20/71	L	13-16	Minnesota	54,418
11/1/71	T	14-14	at Green Bay	47,961
10/16/72	L	23-24	Green Bay	54,418
10/30/72	L	24-28	at Dallas	65,378
10/1/73	W	31-6	Atlanta	54,418
10/14/74	W	17-13	San Francisco	49,756
10/6/75	L	10-36	Dallas	79,784
10/19/81	W	48-17	Chicago	71,273
12/6/82	L	13-28	New York Jets	79,361
11/7/83	W	15-9	New York Giants	68,985
12/5/83	W	13-2	Minnesota	79,169
12/10/84	L	3-24	Los Angeles Raiders	66,710
12/15/86	L	13-16	Chicago	75,602
12/10/90	L	31-38	Los Angeles Raiders	72,190
12/28/92	L	6-24	at San Francisco	55,907
9/19/94	W	20-17 ^{ot}	at Dallas	64,102
9/25/95	W	27-24	San Francisco	76,236
12/4/95	W	27-7	Chicago	77,230
11/11/96	L	21-27	at San Diego	60,425
12/23/96	L	14-24	at San Francisco	61,921
9/28/98	W	27-6	Tampa Bay	74,724
12/14/98	L	13-35	at San Francisco	68,585
10/8/01	L	0-35	St. Louis	77,765
10/10/11	W	24-13	Chicago	67,861
10/22/12	L	7-13	at Chicago	62,300
12/22/12*	L	18-31	Atlanta	63,849
12/16/13	L	16-18	Baltimore	64,742
9/8/14	W	35-14	New York Giants	64,401
10/5/15	L	10-13	at Seattle	69,005
12/21/15	W	35-27	at New Orleans	73,017
12/26/16	L	21-42	at Dallas	92,885
9/18/17	W	24-10	at New York Giants	77,004
11/6/17	W	30-17	at Green Bay	77,575
9/10/18	L	17-48	New York Jets	61,356
10/14/19	L	22-23	at Green Bay	76,947
9/20/21	L	17-35	at Green Bay	77,240

LIONS MONDAY NIGHT RECORDS

Totals	G	W	L	T	Pct.
Home	22	11	11	0	.500
Road	16	5	10	1	.344
Total	38	16	21	1	.434

MONDAY NIGHT RECORDS VS. OPPONENTS

Team	Home					Road					
	G	W	L	T	Pct.	W	L	T	W	L	T
Atlanta*	2	1	1	0	.500	1	1	0	0	0	0
Baltimore	1	0	1	0	.000	0	1	0	0	0	0
Chicago	6	4	2	0	.667	4	1	0	0	1	0
Dallas	4	1	3	0	.250	0	1	0	1	2	0
Green Bay	5	1	3	1	.300	0	1	0	1	2	1
Minnesota	2	1	1	0	.500	1	1	0	0	0	0
New Orleans	1	1	0	0	1.000	0	0	0	1	0	0
NY Giants	3	3	0	0	1.000	2	0	0	1	0	0
NY Jets	2	0	2	0	.000	0	2	0	0	0	0
Oakland	2	0	2	0	.000	0	2	0	0	0	0
St. Louis	2	1	1	0	.500	0	1	0	1	0	0
San Diego	1	0	1	0	.000	0	0	0	0	1	0
San Francisco	5	2	3	0	.400	2	0	0	0	3	0
Tampa Bay	1	1	0	0	1.000	1	0	0	0	0	0
Seattle	1	0	1	0	.000	0	0	0	0	1	0
Totals	38	16	21	1	.434	11	11	0	5	9	1

*Game played on 12/22/12 was a special Saturday broadcast of ESPN's MNF due to Christmas Eve falling on a Monday.





Since 1970 (Prime Time games do not include MNF)

OTHER PRIME TIME RESULTS

Date	TV	Day	W-L	Score	Opp.	Attendance
12/11/76	ABC	Sat	L	17-20	LaRm	73,470
12/17/77	ABC	Sat	L	21-30	Min	78,452
9/9/78	CBS	Sat	W	15-7	at TB	64,445
9/1/79	CBS	Sat	L	16-31	at TB	68,225
9/23/90	TNT	Sun	L	20-23	at TB	55,075
12/16/90	ESPN	Sun	W	38-21	Chi	67,759
9/1/91	TNT	Sun	L	0-45	at Was	52,958
10/15/92	TNT	Thurs	L	14-31	at Min	52,816
10/31/93	TNT	Sun	W	30-27	at Min	53,428
11/13/94	ESPN	Sun	W	14-9	TB	50,814
12/25/94	ESPN	Sun	L	20-27	at Mia	70,980
12/8/96	ESPN	Sun	L	22-24	Min	46,043
11/2/97	ESPN	Sun	L	10-20	at GB	60,126
12/7/97	ESPN	Sun	L	30-33	at Mia	72,266
10/15/98	ESPN	Thurs	W	27-20	GB	77,932
11/15/98	ESPN	Sun	W	26-3	Chi	63,152
10/31/99	ESPN	Sun	W	20-3	TB	63,135
10/19/00	ESPN	Thurs	W	28-14	at TB	65,557
11/30/00	ESPN	Thurs	L	17-24	at Min	64,214
12/11/05	ESPN	Sun	L	13-16ot	at GB	70,019
12/4/11	NBC	Sun	L	17-31	at NO	73,042
9/16/12	NBC	Sun	L	19-27	at SF	69,732
12/9/12	NBC	Sun	L	20-27	at GB	70,382
9/27/15	NBC	Sun	L	12-24	vs. Den	62,920
12/3/15	CBS	Thurs	L	23-27	vs. GB	63,207
1/1/17	NBC	Sun	L	24-31	vs. GB	66,345
10/29/17	NBC	Sun	L	15-20	vs. Pit	64,983
9/23/18	NBC	Sun	W	26-10	vs. NE	61,769

LIONS OTHER PRIME TIME RECORDS

	G	W	L	T	Pct.
Home	13	6	7	0	.461
Road	15	3	12	0	.200
Totals	28	9	19	0	.321

OTHER PRIME TIME RECORDS VS. OPPONENT

Team	Home				Pct.	Road					
	G	W	L	T		W	L	T	W	L	T
Chicago	2	2	0	0	1.000	2	0	0	0	0	0
Denver	1	0	1	0	.000	0	1	0	0	0	0
Green Bay	6	1	5	0	.167	1	2	0	0	3	0
Miami	2	0	2	0	.000	0	0	0	0	2	0
Minnesota	5	1	4	0	.200	0	2	0	1	2	0
New Orleans	1	0	1	0	.000	0	0	0	0	1	0
Pittsburgh	1	0	1	0	.000	0	1	0	0	0	0
St. Louis	1	0	1	0	.000	0	1	0	0	0	0
Tampa Bay	6	4	2	0	.667	2	0	0	2	2	0
San Francisco	1	0	1	0	.000	0	0	0	0	1	0
Washington	1	0	1	0	.000	0	0	0	0	1	0
New England	1	1	0	0	1.000	1	0	0	0	0	0
Totals	28	9	19	0	.321	6	7	0	3	12	0

LIONS OVERALL PRIME TIME RECORDS

	Home				Pct.	Road					
	G	W	L	T		W	L	T	W	L	T
Monday Night	38	16	21	1	.434	11	11	0	5	10	1
Last Game: 9/20/21 at GB											
Sunday Night	19	6	13	0	.315	5	4	0	1	9	0
Last Game: 9/23/2018 vs. NE											
Thursday Night	5	2	3	0	.400	1	1	0	1	2	0
Last Game: 12/3/15 vs. GB											
Saturday Night	4	1	3	0	.250	0	2	0	1	1	0
Last Game: 9/1/79 at TB											
Totals	64	25	38	1	.398	17	17	0	8	20	1





SPREADING AWARENESS

On March 18, 2021, the Ford Field vaccine clinic was officially announced at a press conference at the stadium. Speakers at the press conference included Lions President and CEO Rod Wood, Michigan Governor Gretchen Whitmer, Lieutenant Governor of Michigan Garlin Gilchrist II, Henry Ford Health System President and CEO Wright Lassiter III, FEMA representative Kevin Singh and more.



2021 VACCINATION CLINIC INFORMATION

Beginning on March 24, 2021 and running for 56 consecutive days (eight weeks), Ford Field administered 276,479 COVID-19 vaccine shots. The clinic was a collaborative effort between FEMA, the Department of Defense, the Michigan Department of Health and Human Services, Michigan State Police, the City of Detroit, the Detroit Lions, Ford Field and Meijer. The clinic ran through May 17.

Vaccine appointments began at 8 a.m. and concluded at 8:30 p.m. daily at a time where coronavirus cases and hospitalizations were surging in Michigan. Ford Field accommodated nearly 800 translations in 24 languages and assisted those with disabilities. On some nights during Ramadan, the stadium stayed open longer for those who were fasting. This marked the state's largest on-site inoculation effort.

Other clinic-related information includes:

- The U.S. Air Force sent workers from 26 different bases across the U.S. to administer shots to Metro Detroit residents.
- Ford Field delivered between 5,000 and 7,000 shots a day throughout its operation.
- The stadium offered two-dose options of Moderna and Pfizer along with the one-dose Johnson & Johnson shot.
- Appointments and walk-ins were both accepted as a means of receiving a shot.
- Ford Field also held blood drives simultaneously with the vaccine clinic.
- The NFL and partners donated large amounts of PPE, hand sanitizer, medical supplies and food and beverage to clinic workers.
- 99.9% of the site's vaccine allotment was administered and the leftover was reallocated to other sites.

Whitmer took her initiative a step further on April 6, receiving her first dose of the COVID-19 vaccine at Ford Field along with her daughter and several students. This coincided with the state lowering the age needed to receive a vaccine to 16. Lions Legend Lomas Brown was also at Ford Field to urge youth to receive their vaccines, with his daughter also receiving her vaccine that day.





THE NEW FORD FIELD

Ford Field, home of the Detroit Lions, is one of the premier sports and entertainment stadiums in the world, and that fact has been proven over and over again the past few years with such high-profile international events like Super Bowl XL.

Every event at Ford Field impacts the city of Detroit beyond the event itself inside the stadium. For example, by hosting the Super Bowl in Detroit, Ford Field stood as the centerpiece to an over \$260 million economic impact on Metro Detroit.

And none of that would have been made possible without the vision and investment made by Lions Owner and Chairman William Clay Ford and the Ford family to not only construct a fine football stadium but an unrivaled sports and entertainment venue.

The team's entertainment division, DLI Entertainment, has promoted multiple large-scale shows and events at Ford Field, including seven consecutive sold-out Kenny Chesney concerts, Taylor Swift, the 2003 Basketbowl, 2008 NCAA Men's Basketball Regionals, 2009 NCAA Men's Basketball Final Four and the 2010 NCAA Men's Ice Hockey Frozen Four.



The Lions announced in February 2017 that the Ford Family would invest approximately \$100 million into Ford Field for new video boards and several other renovations to be completed for the 2017 Detroit Lions season.

"After 15 years, we still hear what a great venue Ford Field is from our fans, visiting teams and the great acts that have performed here," said Detroit Lions Team President and CEO Rod Wood. "The Ford Family is making a substantial investment to make sure our stadium remains among the best, but ultimately it's still about winning football games. We want to get fans in the building having a great time and excited about what they're experiencing so that they can continue to help us create a home field advantage."

In addition to replacing the videoboards, the sound system will be further upgraded along with The Corner Lounge, stadium suites and premium club areas.



NEW DAKTRONICS DISPLAYS AND RIBBON BOARDS

In each end zone, the Daktronics main video displays will be more than twice the size of the current displays and measure 39.5 feet high by 152 feet wide. Flanking the main displays will be four additional displays measuring 13 feet high by 59 feet wide that can be used individually or coordinated with the main displays for one continuous 270-foot presentation to show live video, instant replays, statistics, graphics and animations, and sponsorship messages. All five of the displays will feature a 13HD pixel layout, Daktronics' premier technology, to ensure vibrant, crisp imagery with wide angle visibility.

Additionally, there will be displays mounted to Ford Field's super columns and ribbon boards mounted along the fascia of Gate A and the main seating bowl. The team worked closely with Daktronics to identify the largest size and best options given the stadium structure.



NEW AND RENOVATED AREAS

The Lions consulted with Rossetti - the original architectural firm for Ford Field - and identified opportunities to renovate areas of the stadium to enhance and modernize the guest experience as well as better utilize the existing space. A total of 210,000 square feet, ranging from large social areas and clubs to suites and loges, will be renovated in place or completely reconfigured.

THE LOUNGE

Detroit's underground music scene has been a source of social gathering for generations. These social gatherings typically occurred in the unique architecture that Detroit has become known for around the world; the factory. The minimalist esthetic of the architectural structures that were a part of the music scene became the inspiration for this new club location within Ford Field.

The Lounge is a new seating product that hovers five levels above the field on the north side of the stadium, an area previously filled with suites. The interior is intended to be a fresh experience that appeals to the modern fan. The edge of the club is lined with lounge-type seating to encourage socializing, while taking advantage of the open view of the field. There will be no reservations for the lounge seating, however, there is plenty of seating along the 48-foot-long bar in the center of the club or on the sofas flanking the bar. Two chef's tables are centrally-located offering Detroit-centric food options for members.





CORNER BAR



Inspired by the memory of when the Detroit Lions and the Detroit Tigers played on the same field, in the same stadium, and at the same CORNER. This new bar will highlight the special and unique Lions moments that have been captured in the memories by the NFL's most loyal and die-hard fans; the Detroit Lions Fan. The bar's classic design is inspired by all of the old-school drinking holes that lined the Detroit streets around Briggs Stadium where the team played for nearly four decades. The 150-linear-foot bar, made from oak and blackened steel with old factory glass accents, one can belly-up with ease to grab their favorite libation. The centerpiece of the bar will be the multi-screen video wall and LED statistic board, framed by a wall of vintage lockers and scoreboard. A collection of Lions memorabilia will be on display for all to view and remember the great players, statistics, and moments of the storied Lions history.

GRIDIRON CLUB

The Gridiron Club capitalizes on Detroit's growing culinary recognition and the social scene that parallels it. Food takes center stage in this club, by the addition of several new Detroit-centric concessions manned by new local culinary sensations. Surrounding these unique concessions will be a lively dining and bar environment that has multiple large screen TV's. The highlight of this lively space is the unique lighting grid structure that hovers over all the club patrons that is a visual connection to the cooking grid iron that similarly hovers over the flames at these new culinary destinations. The concept will be expanded to the main concourse to assist with ease of access to the clubs' offerings with a new bar, large TV screens, and another Detroit-centric food destination.



TERRACE CLUB & SUITES AND PREMIUM SUITE RENOVATIONS

Social and communal gathering is the hallmark for this unique club on the north suite level. At its core are the 12 theater box-style suites where a group of people can come together and watch the game but still have the option of gathering in a communal environment directly outside of their suite. This club offers all-inclusive food and beverage (including beer and wine) with high-end stadium fare for all members, including a made-to-order pizza bar with wood-burning oven. To continue the social theme, there are multiple seating options to connect with your neighboring suite. The walls are clad in reclaimed Detroit-based wood and lighting accents help create that social environment.

The suites will be renovated according to two levels of finishes, which are identified as the Red Zone suites and The 20's suites and. All suites will have a distinctly Detroit aesthetic through the use of materials that blend the Lions brand with its hometown of Detroit. Each suite type will receive expressive lighting including Detroit-crafted chandeliers along with up to three integral induction heating units and new premium refrigeration.

The Red Zone Suites will refresh existing suites through the use of natural materials, such as stone, luxury fabrics and Detroit steel. Leading edge audio-visual technology will be incorporated as standard equipment, including interactive tablets that allow for ordering merchandise, food, and service.

The 20's Suites will build upon Red Zone finishes to further elevate the premium experience through the use of end-grain wood flooring, ceramic dinnerware and glassware, and a larger audio-video offering.

NEW TURF FIELD IN 2019

In May of 2019, the Detroit Lions announced that the FieldTurf surface at Ford Field would be upgraded with a new FieldTurf Classic HD system. FieldTurf uses a mix of high-end polymer and UV stabilizers to create individual fibers that can withstand the pounding of an elite football program. The new turf replaced the existing FieldTurf, which was originally installed in 2013.





SOUTH CLUB & LOGE BOXES

The South side area celebrates Detroit's tradition and takes its cues for the original Hudson's warehouse. The design aesthetic maintains this important history, and is elevated to include a greater brand presence through graphics, lighting and team colors. The furnishings and finishes reflect a modern aesthetic while blending with existing elements.

- Fans have expansive views onto the field with many opportunities for movement around the space while socializing and viewing.
- The loge boxes are a brand new concept, featuring large, comfortable seats and in-seat food and beverage service.



COMPLETE INSTALLATION OF MEYER SOUND SYSTEM

Prior to the 2016 regular season, the team partnered with Meyer Sound to make temporary improvements to Ford Field's sound system. This included a full LEO Family Linear Sound Reinforcement System to replace the original stadium sound system in its entirety.

It features eight array clusters with 182 separate loudspeakers. The LEO Family system is Meyer Sound's flagship line array solution and boasts premium quality sound with astonishing throw, ultra-low distortion, increased intelligibility and significantly more coverage.

FORD FIELD LIONS ATTENDANCE RECORDS

Rk	Date	Opponent	Attendance
1	10/10/11	Chicago	67,861
2	11/23/17	Minnesota	66,613
3	1/1/17	Green Bay	66,345
4	11/24/11	Green Bay	66,263
5	12/16/17	Chicago	65,872
6	11/22/18	Chicago	65,684
7	11/28/19	Chicago	65,412
8	10/28/18	Seattle	65,237
9	9/29/19	Kansas City	65,188
10	10/29/17	Pittsburgh	64,983

FORD FIELD ATTENDANCE RECORDS

Detroit Lions:	67,861
Chicago vs. Detroit; October 10, 2011	
Super Bowl XL:	68,206
Seattle vs. Pittsburgh; February 5, 2006	
College Bowl Game:	60,624
Purdue vs. Central Michigan; December 26, 2007 (Motor City Bowl)	
MAC Championship:	25,483
Central Michigan vs. Ohio; November 30, 2006	
Basketball:	79,128
Kentucky vs. Michigan State; December 13, 2003	
College basketball attendance record	
Wrestlemania 23:	80,103
April 1, 2007; second-largest all-time Wrestlemania crowd	
Ford Field all events record	
2008 NCAA Midwest Regional Final:	57,563
March 30, 2008; preliminary round single-game record	
2008 NCAA Midwest Regionals:	114,591
March 28 and 30, 2008; preliminary rounds record	
2009 NCAA Final Four National Semifinals:	72,456
April 4, 2009; NCAA record	
2009 NCAA Final Four National Championship: ...	72,448
April 6, 2009; NCAA record	
2009 NCAA Final Four:	145,591
April 4 & 6, 2009; NCAA record	
2010 NCAA Frozen Four National Semifinals:	34,954
April 8, 2010; NCAA record	
2010 NCAA Frozen Four National Championship: ...	37,592
April 10, 2010; NCAA and World Indoor Hockey records	
2010 NCAA Frozen Four:	72,546
April 8 & 10, 2010; NCAA Record	
Garth Brooks Stadium Tour:	74,000
February 22, 2020; Ford Field concert record	





QUICK LANE BOWL

In 2013, the Detroit Lions entered into a six-year partnership with the Big Ten Conference and ACC to host a bowl at Ford Field. The inaugural game was played December 26, 2014 as Rutgers defeated North Carolina, 40-21.

The Lions also entered into a multiyear agreement with Ford Motor Company's Quick Lane Tire & Auto Center designating Quick Lane as title sponsor for the annual bowl game.

The Detroit Lions are now the only NFL team to own, host and operate a college football bowl game.

ALL-TIME QUICK LANE BOWL RESULTS

Date	Teams/Results
12/26/14	Rutgers 40, North Carolina 21
12/28/15	Minnesota 21, Central Michigan 14
12/26/16	Boston College 36, Maryland 30
12/26/17	Duke 36, Northern Illinois 14
12/26/18	Minnesota 34, Georgia Tech 10
12/26/19	Pitt 34, Eastern Michigan 30
2020	Cancelled
2021	Western Michigan 52, Nevada 24

SUPER BOWL XL RECAP

In 2006, Ford Field and Metro Detroit sparkled as the international sports community converged for the NFL's championship game.

"Much changed for the city of Detroit in 25 years since the Super Bowl was played there last," said former NFL Commissioner Paul Tagliabue. "The energy of the city and the revival of downtown Detroit are evident. Detroit was a wonderful host and the hospitality exceeded expectations.

"From the media center and NFL headquarters at GM World Headquarters and the Renaissance Center, to the NFL Experience at Cobo Center, to the events at some of downtown's historic theatres, to the game at Ford Field, our fans, teams, business partners and media enjoyed their Super Bowl experience in Detroit."

NCAA CHAMPIONSHIPS

The 2009 NCAA Men's Basketball Final Four reached new heights in 2009 as Ford Field served as the host site for one of the year's biggest sporting events. It capped off two years of setting new standards for the men's basketball championships, which included attendance records for the Final Four, National Championship and preliminary rounds.

2009 MEN'S NCAA FINAL FOUR

The 2009 Men's Basketball Final Four finalized a process that included six years of planning with the ultimate goal of delivering a Final Four like no other, and the NCAA, Ford Field and the City of Detroit did just that. The cornerstone to the championship at Ford Field was the center stadium court and seating configuration that included customized risers and, for the first time, designated student sections. On the court, the Final Four featured Michigan State defeating Connecticut, 82-73, and North Carolina defeating Villanova, 83-69 in the semifinals. In the Championship, North Carolina beat Michigan State, 89-72, to claim the NCAA title.

The weekend kicked off as the Final Four Friday drew a record crowd with nearly 30,000 in attendance. The games were expected to establish new records, and they delivered. The National Semifinals set an all-time record with 72,456 fans, and the National Championship upped that amount when it drew 72,992. Overall, 145,378 fans attended the Final Four, which also set a new record.

Although the primary focus of Final Four weekend was on the student athletes, the festivities surrounding the event livened up downtown Detroit. The ancillary events, like Hoops City, also drew record crowds over the five-day period. The NCAA and the Detroit Local Organizing Committee worked together on several community outreaches, which included a new legacy program. In the Detroit community, new early learning and literacy centers were opened. All of this was made possible by the vision of Ford Field and the NCAA to take this event to new levels. In the end, the Final Four generated an estimated \$30-50 million impact on the city of Detroit.

2008 MIDWEST REGIONALS

Midwest Regionals, which included the Sweet Sixteen and Elite Eight rounds, were held March 28 and 30 in downtown Detroit for the first time, and both sessions set new preliminary rounds attendance records with 57,028 and 57,563 respectively for each session. A record of 114,591 was also established for both sessions. The excitement for the Midwest Regional was evident when 50,000 tickets were sold prior to the announcement of the 65-team tournament. Teams in the regional included Kansas (1 seed), Wisconsin (3), Davidson (10 seed) and Villanova (12 seed). Davidson upset Wisconsin, 73-56, in the first game and Kansas defeated Villanova, 72-57, in the second game. The regional title was claimed by Kansas with a win over Davidson, 59-57, in a game that came down to the final seconds. The previous attendance record for a single regional game was 42,519. That mark was set at the Michigan State vs. Kentucky game in St. Louis' Trans World Dome in 1999.





NCAA HOCKEY

In 2010 Ford Field elevated collegiate hockey to an all-time level when it hosted the NCAA Men's 2010 Frozen Four. In an area that shows great support annually for college hockey and several Division I programs in the state of Michigan, Ford Field, which was the largest stadium ever to host the Frozen Four, proved the ideal venue to provide access to more fans of college hockey's version of the Final Four than ever before.

For both the National Semifinals and National Championship, the crowds that gathered set new NCAA records and new world records for an indoor hockey game. Overall, approximately 19,000 fans experienced the Frozen Four weekend than ever before. The first night of the Frozen Four, the National Semifinals, commenced as Ford Field established a new attendance record of 34,954. Wisconsin defeated Rochester Institute of Technology 8-1 and Boston College upended Miami 7-1. In the National Championship game, Boston College claimed the NCAA title by shutting out Wisconsin in front of a record crowd of 37,592. In total, 72,546 fans watched the Frozen Four at Ford Field.

LOOK AT THE PAST

On Nov. 16, 1999, a new era in Detroit Lions' history began when the team officially launched the construction of its new downtown Detroit stadium. In 2002, the Lions and the city of Detroit unveiled one of the most impressive sports and entertainment venues ever built.

The Lions' downtown home is an incomparable 64,500-seat facility that includes a giant glass wall, revealing the picturesque Detroit skyline, and the old Hudson's Warehouse, originally built in 1920. The massive project encompasses a total of 1.85 million square feet of development.

The old Hudson's Warehouse, a major cornerstone of Ford Field, houses most of the stadium luxury seats, pressbox, restaurants, food courts, lounge areas, banquet facilities, entertainment venues and commercial space. The inclusion of the warehouse into the stadium project allows the sightlines at Ford Field to be among the very best in the NFL. In fact, even the locker room facilities have been built in the basement of the seven-story historic Detroit structure.

Detroit played its first home preseason game at Ford Field Saturday, Aug. 24, 2002 against the Pittsburgh Steelers. Almost one month later, the Lions celebrated the inaugural regular season game at Ford Field Sunday, September 22 when they played host to their long-time divisional rival, the Green Bay Packers. The 2002 home opener marked the return of the Lions to downtown Detroit for the first time since 1974.

Following this grand opening event and the Lions' first regular season game, Ford Field's first concert was October headlined by the rock-and-roll legends, the Rolling Stones. At Super Bowl XL, the Rolling Stones returned to headline the NFL's halftime show.

Not only has Ford Field impressed the NFL owners, but it has also made an impact on the NCAA to name the stadium the site of the 2009 NCAA Men's Basketball Final Four. Ford Field also hosted the Men's Basketball Midwest Regional Finals in 2008. In addition to the men's basketball championship, the NCAA returned in 2010 as Ford Field presented the Men's Hockey Frozen Four.

In April 2007, Ford Field expanded its portfolio when it hosted one of the biggest sports entertainment events of the year when the WWE's Wrestlemania extravaganza rolled into town. The event set a Ford Field record with 80,103 in attendance and it was the second-highest tally in the 23-year history of the event behind Wrestlemania III (93,173) held at the Pontiac Silverdome. Wrestlemania 23 at Ford Field included fans from 23 different countries, including all 50 states and nine Canadian provinces. Wrestlemania was the highest grossing one-day live event in WWE history, and holding the event at Ford Field helped pump an estimated \$25 million into the local economy.

Besides events like the NCAA Final Four, Midwest Regionals and Frozen Four, Ford Field has also hosted prominent motorsports events, including the Monster Jam monster truck series and the AMA Amp'd Mobile Supercross series.

Ford Field began as a construction phenomenon on multiple fronts, and is now a crowning jewel of new stadiums in the NFL and Detroit's downtown entertainment district. The stadium's impact will continue to grow as Ford Field plays host to football games, sports and entertainment events, trade shows and concerts.

PAST EVENTS

2002

- **Aug. 22:** Lions held first practice at Ford Field.
- **Aug. 24:** First preseason game at Ford Field. Lions fall to the Pittsburgh Steelers 34-22.
- **Sept. 5:** Impact at Ford Field, the annual Children's Center fundraiser, marked the first non-football event that took place in the new stadium. Founded in 1929, The Children's Center provides 28 interrelated programs to approximately 7,500 children and families in Detroit.
- **Sept. 22:** Lions hosted the Green Bay Packers in the Inaugural Game at Ford Field. The Lions fell to the Packers 37-31.
- **Sept. 29:** The Lions won their first game at Ford Field as





they defeated the New Orleans Saints 26-21.

- **Oct. 12:** Legendary band, the Rolling Stones, headlined the first concert at Ford Field. Pop band, No Doubt, played the night's opening act.
- **Nov. 28:** The Lions hosted the first Thanksgiving Day game at Ford Field vs. the New England Patriots. The game served as the 63rd installment of the historic holiday series and the first Thanksgiving Day Game in downtown Detroit since 1974.
- **Dec. 26:** The Motor City Bowl was held at Ford Field for the first time in bowl game's six-year history. Boston College defeated Toledo 51-25.

2003

- **July 12-13:** Detroit rap star Eminem performed back-to-back sold-out shows of 45,000 at Ford Field.
- **Aug. 31:** Ford Field hosted the first annual Ford Detroit Football Classic, featuring two historically black colleges, Alabama State and Florida A&M. The game drew a crowd of 54,500 as Alabama State defeated Florida A&M 38-22.
- **Dec. 12:** Ford Field held its first-ever basketball game, Basketbowl, between host Michigan State and Kentucky. The game set the college basketball attendance record at 78,129. Michigan State fell to Kentucky 79-74.
- **Dec. 26:** Bowling Green defeated Northwestern 28-24 in the second Motor City Bowl played at Ford Field. The crowd of 51,286 was the largest in the seven-year history of the annual bowl game.

2004

- **Sept. 4:** Alabama State defeated Howard 27-12 in second annual Ford Detroit Football Classic.
- **Dec. 2:** For the first time, the Marathon Mid-American Conference (MAC) held its football championship title game at Ford Field. Toledo defeated Miami 35-27. It marked the first year of Marathon sponsorship at Ford Field.
- **Dec. 27:** Connecticut defeated Toledo 39-10 in the third Motor City Bowl held at Ford Field. MVP of that game was former Lions quarterback Dan Orlovsky.

2005

- **Sept. 3:** Hampton defeated Jackson State 20-7 in third annual Ford Detroit Football Classic.
- **Nov. 25-26:** MHSAA played its football championships at Ford Field for first time.
- **Dec. 1:** Akron defeated Northern Illinois in MAC Football Championship.
- **Dec. 26:** In fourth Motor City Bowl at Ford Field, Memphis defeated Akron 28-21.

2006

- **Feb. 5:** Super Bowl XL was played at Ford Field between the Pittsburgh Steelers and Seattle Seahawks. The Steelers defeated the Seahawks 21-10 in front of 68,206,

Ford Field's largest football crowd.

- **March 4:** Monster Jam monster truck series was held for first time at Ford Field.
- **Aug. 26:** Kenny Chesney headlines a sold-out "The Road and the Radio" Super Show, at Ford Field.
- **Nov. 30:** Central Michigan defeated Ohio in MAC Championship game held at Ford Field.
- **Dec. 26:** In fifth Motor City Bowl at Ford Field, Central Michigan defeated Middle Tennessee State 31-10.

2007

- **Jan. 20:** Monster Jam returned to Ford Field for its second appearance.
- **April 1:** Ford Field hosted WWE Wrestlemania 23 in front of crowd of 80,103 (Ford Field all-events record).
- **April 21:** A stop on the Amp'd Mobile World Supercross GP/Amp'd Mobile AMA Supercross series took place at Ford Field for the first time.
- **Aug. 18:** For the second year in a row, Kenny Chesney played a sold-out show, Flip-Flop Summer Tour, at Ford Field.
- **Dec. 1:** Central Michigan claimed its second-straight MAC Championship by defeating Miami 35-10.
- **Dec. 26:** A new attendance record was set for the Motor City Bowl when 60,624 were on hand to watch Purdue take down Central Michigan 51-48.

2008

- **March 28:** A preliminary round attendance record (57,028) was set during the NCAA Men's Basketball Midwest Regional. Davidson defeated Wisconsin, 73-56, and Kansas defeated Villanova, 72-57.
- **March 30:** A new regionals attendance record (57,563) was set during the NCAA Men's Basketball Regional Finals when Kansas, the eventual national champions, earned a berth to the Final Four by edging out Davidson 59-57.
- **Aug. 2:** Kenney Chesney visited Ford Field for third-consecutive year with "Poets and Pirates" Tour.
- **Nov. 18:** Music and entertainment icon, Madonna, performed at Ford Field for the first time.
- **Dec. 5:** Buffalo defeated Ball State 42-24 in fifth Marathon MAC Championship played at Ford Field.
- **Dec. 26:** Florida Atlantic defeated Central Michigan 24-21 in the Motor City Bowl.





2009

April 3: Ford Field hosted NCAA Men's Basketball Final Four Friday, the annual public practice session for schools competing in the Final Four. A record crowd of 30,000 was set for event.

- **April 4:** NCAA Men's Basketball Final Four National Semifinals are played. In the first game, Michigan State defeated Connecticut 82-73. In the second game, North Carolina defeated Villanova 83-69. Ford Field set attendance record with a total of 72,456 for both sessions.
- **April 6:** North Carolina defeated Michigan State 89-72 in the NCAA Men's Basketball National Championship. A record crowd of 72,992 was in attendance for the national title game. Ford Field also set the attendance record for Final Four weekend with a total of 146,378 fans for the National Semifinals and National Championship games.
- **Aug. 22:** For the fourth-straight year, Kenny Chesney played at Ford Field as his Sun City Carnival Tour stopped in downtown Detroit.
- **Nov. 26:** Lions hosted the Green Bay Packers in the franchise's 70th Thanksgiving Day Game.
- **Dec. 3:** Central Michigan defeated Ohio 20-10 in the sixth MAC Championship played at Ford Field
- **Dec. 26:** Marshall defeated Ohio 21-17 in the Little Caesar's Pizza Bowl. It marked the first year of Little Caesar's Pizza sponsorship of Detroit annual bowl game that was previously known as the Motor City Bowl.

2010

April 8: The NCAA Men's Hockey Frozen Four was held at Ford Field for the first time. It marked the first time the event was ever held in a large, football stadium venue. Wisconsin defeated Rochester Institute of Technology 8-1 and Boston College defeated Miami 7-1 in the National Semifinals. Ford Field drew a record crowd of 34,954.

- **April 10:** In the National Championship game of the Frozen Four, Boston College prevailed over Wisconsin 5-0. 37,592 fans were on hand to watch the event, which set new NCAA and world indoor hockey records. For the weekend, the attendance totaled 72,546 at Ford field which also set a new attendance mark.

2011

➤ **Oct. 10:** The Detroit Lions set an attendance record for a Lions game at Ford Field when they defeated the Chicago Bears 24-13 in front of 67,861.

- **Dec. 24:** On Christmas Eve, the Lions claimed a 38-10 win over San Diego and clinched the franchise's first playoff berth since 1999.

2014

- **Dec. 26:** Inaugural Quick Lane Bowl is played at Ford Field between Rutgers and North Carolina. The Scarlet Knights defeated the Tar Heels 40-21.

FORD FIELD MAJOR CONCERTS

Date	Concert
10/12/02	Rolling Stones
7/12/03	Eminem
7/13/03	Eminem
8/6/04	One in Worship
6/10/05	One in Worship
4/8/06	Acquire the Fire
8/26/06	Kenny Chesney
4/13/07	Acquire the Fire
8/18/07	Kenny Chesney
8/2/08	Kenny Chesney
11/18/08	Madonna
8/22/09	Kenny Chesney
1/15/11	Kid Rock
6/11/11	Taylor Swift
8/20/11	Kenny Chesney
8/18/12	Kenny Chesney
5/4/13	Taylor Swift
7/18/13	Bon Jovi
8/6/13	Justin Timberlake & Jay Z
8/17/13	Kenny Chesney
8/16/14	One Direction
5/30/15	Taylor Swift
8/22/15	Kenny Chesney
8/29/15	One Direction
9/8/15	AC/DC
10/30/15	Luke Bryan
6/14/16	Beyoncé
6/23/16	Guns N' Roses
9/3/17	U2
8/13/18	DJ Khaled
8/28/18	Taylor Swift
10/25/19	Luke Bryan
2/22/20	Garth Brooks
11/15/21	The Rolling Stones





MAJOR STADIUM MILESTONES

1996

- **Aug. 20:** Lions announced plans to build new domed stadium in downtown Detroit.
- **Nov. 5:** Voters in Wayne County overwhelmingly approved a referendum by the largest margin of victory in NFL stadium election history (68-32 percent) which allowed the Detroit Lions to build a domed stadium in downtown Detroit adjacent to a new baseball park for the Detroit Tigers.

1999

- **Nov. 16:** Lions hosted ground-breaking ceremony "From the Ground Up" unveiling renderings and officially naming the new stadium, Ford Field.

2000

- **Feb.:** Workers began installing 380 concrete caissons into the hard pan, which is a densely compacted layer of gravel located approximately 100 feet below the surface that rests on top of the bedrock, to provide stability to the structure of the bowl.
- **Nov. 1:** NFL owners unanimously approved the city of Detroit to host Super Bowl XL at Ford Field Feb. 5, 2006.

2001

- **Nov. 2:** First massive roof lift completed. The lift of this magnitude is the first of its kind in the United States. The steel, weighing approximately 2,800 tons (5.6 million lbs.) and spanning 450 feet, was lifted by a computerized system of pulleys, cables and jacks.
- **Dec.:** Workers began removing approximately 300,000 cubic yards of soil and clay to shape the lower bowl and field level portion of the stadium.
- **Dec. 16:** Second massive roof truss lift completed.

2002

- **May 1:** Installation of lower bowl seats began.
- **June:** Upper bowl and suite seats installed. Two 97-by-27 foot LED digital video scoreboards installed. Bathrooms completed. Brick-like concrete pathways poured for glass wall (southwest) atrium. One-half of field level construction completed. One-half of seats in the lower bowl installed. Brick paving of Adams Street began.
- **July:** Three-quarters of field level poured. Final one-quarter of field level graded and prepared. Roof membrane (a type of skin-like finish) installed. East side upper glass wall finished. Stadium sound system installed in roof structure. White baffling material from ceiling hanged to reduce acoustic distortion. Roof installation completed. Sound and video system and scoreboard calibrated. Main glass wall (southwest) atrium glass installed.
- **August:** Ford Field business and operations offices opened on second level of warehouse. Stadium exterior

brick walkways paved. Final section of field level poured. FieldTurf installed. Stadium exterior landscaped.

- **Sept. 15:** Interfaith dedication of Ford Field.

2003

- **July 1:** NCAA announced that the city of Detroit and Ford Field will host the Men's Basketball 2009 Final Four, as well as 2008 NCAA tournament games.

2005

- **June 23:** NCAA announced that the city of Detroit and Ford Field will host the Men's Hockey 2010 Frozen Four.

2006

- **April 3:** World Wrestling Entertainment announced that it will present its cornerstone annual event, WrestleMania 23, on Sunday, April 1, 2007, at Ford Field.

2007

- **Nov. 18:** Ford Field welcomed its 5 millionth fan.

2008

- **March 28 and 30:** Ford Field set new NCAA Men's Basketball preliminary rounds attendance records with 57,028 for the first night of the Midwest Regionals and then broke that mark with 57,563 for the Midwest Regional Final. For both sessions, a total of 114,591 attended that games a Ford Field, also an NCAA record.

2009

- **April 3-6:** Ford Field smashes several attendance records when it hosted the 2009 Men's Basketball Final Four, including the following: Final Four Friday (30,000), National Semifinals (72,456), National Championship (72,992) and Final Four (146,378).

2010

- **April 7-8:** Ford Field established several new attendance records during the 2010 Men's Hockey Frozen Four, including the following: National Semifinals (34,954), National Championship (37,592) and Frozen Four (72,546). It also marked the first time that a venue has hosted the Final Four and Frozen Four in back-to-back years.

2011

- **June 7:** Ford Field hosted the opening round of the 2011 CONCACAF Gold Cup with two soccer matches between Panama and Guadeloupe and the United States and Canada. It was the first time grass was installed at Ford Field for an event. The games drew the largest crowd for a U.S. match in the Gold Cup opening round since 2003.
- **Fall:** As the Lions compiled a 10-6 record and returned to the playoffs, the team established the Top-5 largest Ford Field crowds for Lions games since the stadium opened in 2002, including a record crowd of 67,861 vs. Chicago October 10, 2011.

2014

- **Aug. 26:** The Detroit Lions announced a multiyear agreement with Ford Motor Company's Quick Lane





Tire & Auto Center designating Quick Lane as the title sponsor for the annual bowl game, which featured teams from the Big Ten and ACC Conferences, held at Ford Field in Detroit.

- **Dec. 26:** Rutgers defeats North Carolina 40-21 in the inaugural Quick Lane Bowl.

2017

- **Feb. 15:** The Detroit Lions announced the Ford Family's investment of approximately \$100 million into Ford Field for new video boards and several other renovations to be completed in time for the 2017 Detroit Lions season. The renovations included upgrades to the sound system, The Corner Lounge, stadium suites and premium club areas.

2019

- **April 10:** The Detroit Lions announced that the FieldTurf surface at Ford Field would be upgraded to a new FieldTurf Classic HD system. The new surface replaced the existing FieldTurf, which was installed in 2013.

2020

- **Feb. 22:** Garth Brooks sets attendance record for largest concert ever held at Ford Field with 74,000.

FEATURES

Ford Field is nestled at the intersection of I-75 and I-375 in downtown Detroit. The 40-foot glass wall entrance is located at the corner of Adams and Brush Street. Brush Street runs between Ford Field and Comerica Park, home of the Detroit Tigers. St. Antoine Street runs on the east side of the stadium and Beacon St. borders Ford Field on the south side.

THE STADIUM COLLECTION

The Detroit Lions' official merchandise store, The Stadium Collection, is located inside Ford Field in the Gate A Atrium. The team store is open for business Monday-Friday from 10 a.m.- 6 p.m. and during select events.



Ford Field hosted a Draft party in 2022, the first team-produced gathering for an NFL Draft since 2019. Over 40 players and alumni participated in the event and the Lions made two first round picks.






On March 28, 2022, the NFL announced the 2024 NFL Draft presented by Bud Light will take place in downtown Detroit. The area around Campus Martius Park and Hart Plaza will serve as the event site for the Draft, which has become one of the most anticipated sports events of the year for the tens of thousands of fans who will attend the three-day event and millions more watching and engaging around the world.

The event will mark the first of its kind in the city of Detroit. It will include an interactive football theme park where fans can partake in games, exhibits, musical performances, autograph sessions, and photograph opportunities with the Vince Lombardi Trophy.

In addition, the Detroit Sports Commission, in partnership with the Detroit Lions, hosted a free, festive football-themed community event for fans of all ages on Thursday, April 14, 2022 at Campus Martius Park to celebrate the awarding of the 2024 NFL Draft to Detroit.



TALK OF THE TOWN

NFL Commissioner Roger Goodell: "The Draft has become a prominent offseason event across the country, and we are excited to work with the Lions and their partners to bring the 2024 NFL Draft to the Motor City. With the help of Visit Detroit, the Detroit Sports Commission, and the City of Detroit, the Lions passionate fan base and all visitors will be treated to an incredible three-day experience."

Lions Principal Owner and Chair Sheila Hamp: "It represents a lot of hard work on part of the Lions and on part of the Detroit Sports Commission and the mayor. It really is terrifically exciting. I think it will be huge for our wonderful city to showcase itself and our fans. We are very, very proud."

Lions President and CEO Rod Wood: "To be selected and put on a show for the whole world - because everybody watches the Draft, not just football fans - it should be really exciting. We have a very vibrant, exciting downtown now...It'll be a really special three or four days in Detroit, and I know fans are going to show up."

